

Effect Identification in Cluster Causal Diagrams

Tara V. Anand^{*1} Adèle H. Ribeiro^{*2} Jin Tian³ Elias Bareinboim²

Abstract

One pervasive task found throughout the empirical sciences is to determine the effect of interventions from non-experimental data. It is well-understood that assumptions are necessary to perform causal inferences, which are commonly articulated through causal diagrams (Pearl, 2000). Despite the power of this approach, there are settings where the knowledge necessary to specify a causal diagram over all observed variables may not be available, particularly in complex, high-dimensional domains. In this paper, we introduce a new type of graphical model called *cluster causal diagrams* (for short, C-DAGs) that allows for the partial specification of relationships among variables based on limited prior knowledge, alleviating the stringent requirement of specifying a full causal diagram. A C-DAG specifies relationships between clusters of variables, while the relationships between the variables within a cluster are left unspecified. We develop the foundations and machinery for valid causal inferences over C-DAGs. In particular, we first define a new version of the d-separation criterion and prove its soundness and completeness. Secondly, we extend these new separation rules and prove the validity of the corresponding do-calculus. Lastly, we show that a standard identification algorithm is sound and complete to systematically compute causal effects from observational data given a C-DAG.

tial in the construction of explanations and for making decisions about interventions that have never been implemented (Pearl, 2000; Spirtes et al., 2000; Bareinboim & Pearl, 2016; Peters et al., 2017; Pearl & Mackenzie, 2018). However, there are still practical challenges that limit the applicability of causal theory and tools. Many of them stem from the fact that causal inferences require prior knowledge about the underlying data generating mechanisms (Pearl, 2000), which in many real world settings are not fully understood.

Standard tools for causal analysis and effect identification such as d-separation, do-calculus, and the ID-algorithm require qualitative knowledge about the causal and confounding relationships among observed variables. Such knowledge is typically articulated through the language of graphical models in what is known as a *causal diagram* (e.g., see Fig. 1(a)). Intuitively, a causal diagram G has a directed edge from X to Y if Y “listens” to the value of X ; in terms of the underlying causal system, X appears as an argument of the mechanism of Y . The importance of this notion has been emphasized in the literature by Pearl: “This listening metaphor encapsulates the entire knowledge that a causal network conveys; the rest can be derived, sometimes by leveraging data” (Pearl & Mackenzie, 2018, p. 129).

Once the causal diagram is fully articulated based on domain knowledge, the empirical researcher can use standard causal inference tools to infer the effect of a treatment X on an outcome Y , which is formally written as the interventional distribution $P(Y|do(X = x))$. Determining whether the do-distribution is inferable from the combination of the causal diagram G and the observational distribution $P(\mathbf{V})$, where \mathbf{V} represents the set of observed variables, is known as the *identification problem*. This problem has been extensively studied in the literature and a number of conditions have been proposed. These include symbolic methods such as Pearl’s celebrated do-calculus (Pearl, 1995) as well as algorithmic strategies (Galles & Pearl, 1995; Tian & Pearl, 2002; Shpitser & Pearl, 2006; Huang & Valtorta, 2006; Lee et al., 2019), to cite a few.

Despite the power of such approaches, limited scientific knowledge may hinder the full specification of causal diagrams, especially in complex, high-dimensional settings.

1. Introduction

One of the central tasks found in data-driven disciplines is to infer cause and effect relationships using observational (non-experimental) data collected from the phenomenon under investigation. These relations are considered essen-

^{*}Equal contribution ¹Department of Biomedical Informatics, Columbia University, New York, USA ²Department of Computer Science, Columbia University, New York, USA ³Department of Computer Science, Iowa State University, Iowa, USA. Correspondence to: Elias Bareinboim <eb@cs.columbia.edu>.

Electronic health records, for example, include data on lab tests, drugs, demographic information, and other clinical attributes, but medical knowledge is not yet advanced enough to lead to the construction of causal diagrams amongst all of these variables, limiting use of the graphical approach to inferring causality (Kleinberg & Hripacsak, 2011).

In many cases, however, contextual or temporal information about variables is available, which may partially inform how these variables are situated in a causal diagram relative to other key variables. Consider, for example, the causal diagram in Fig. 1(a) illustrating the mechanisms behind the effect of lisinopril (X), a treatment for hypertension, on the outcome of having a stroke (Y). Researchers may know that variables like age (A), blood pressure (B), comorbidities (C), and medication history (D) occur temporally before lisinopril is prescribed or a stroke occurs. They may even suspect that some of these pre-treatment variables are causes of X and Y . However, they may be uncertain about the relationships among such covariates, or it may be burdensome to explicitly define them. Given that a misspecified causal diagram may lead to wrong causal conclusions, it raises the question of whether a coarser representation of the causal diagram, where no commitment is made to the relationship between certain variables, would still be sufficient to determine the causal effect of interest. It may be helpful, both in visually communicating the causal diagram, and for streamlining analysis, to group (or cluster) together all of these variables in some way, as shown in Fig. 1(b) by the node Z .

In this paper, our goal is to develop a framework for identification of causal effects in partially understood domains such as the above example. By and large, we will focus on formalizing the problem of causal effect identification considering that the researcher does not have prior knowledge to specify the full causal diagram or causal relationships over all variables, but does have prior knowledge to partially specify causal relationships between variables in different clusters or groups. First, we formally define and characterize a novel class of graphs called *cluster causal diagram* (or C-DAG, for short), which will allow for encoding of partially understood causal relationships between abstracted clusters, representing a group of variables among which causal relationships are not understood or specified. Within a cluster, any relationships between variables are possible, so a C-DAG represents an equivalence class of causal diagrams compatible with the knowledge available. Then, we develop the foundations and machinery for valid causal inference, akin to Pearl’s d-separation and do-calculus for when such a coarser graphical representation of the system is provided based on the limited prior knowledge available. These are fundamental first steps in terms of causal semantics and graphical conditions to perform causal inferences over clusters of variables. The new

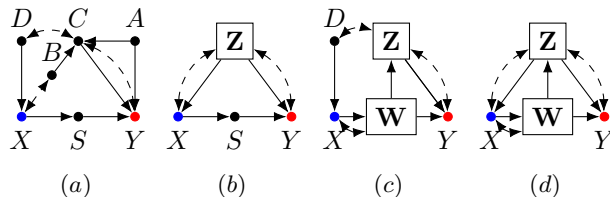


Figure 1: (a): a possible causal diagram over lisinopril (X), stroke (Y), age (A), blood pressure (B), comorbidities (C), medication history (D), and sleep quality (S). (b): a C-DAG of (a) with $Z = \{A, B, C, D\}$ where $P(y | do(x))$ is identifiable by front-door adjustment. (c): a C-DAG of (a) with $W = \{S, B\}$, $Z = \{A, C\}$ where $P(y | do(x))$ is not identifiable. (d): an invalid C-DAG of (a) with $W = \{S, B\}$, $Z = \{A, C, D\}$; note the cycle among (X, W, Z).

proposed semantics provide the basis for the development of more practical and relaxed causal inferences and learning tools.

Specifically, we outline our technical contributions below.

1. We introduce a new class of graphs called cluster causal diagrams (or C-DAGs) over a set of clusters of variables where the relationships amongst the variables inside the clusters are left unspecified (*Definition 3.1*). We show that despite C-DAGs’ abstracted representation of possibly numerous underlying paths, separation rules can be developed to account for the clusters. We prove the soundness and completeness of the d-separation rules extended to C-DAGs (*Theorem 4.6*).
2. We prove that the inference rules known as Pearl’s do-calculus are sound and complete for the coarse representation of C-DAGs (*Theorems 5.1 and 5.3*).
3. We prove that interventional distributions admit a convenient factorization following the C-DAG’s structure (*Theorem 5.4*). This factorization can be used to show that the ID-algorithm is sound and complete to systematically infer causal effects from the combination of an observational distribution and partial domain knowledge encoded as a C-DAG (*Theorem 5.5*).

1.1. Related work

Since a group of variables may constitute a semantically meaningful entity, causal models over abstracted clusters of variables have attracted increasing attention for the development of more interpretable tools (Schölkopf et al., 2021). Recent developments on causal abstraction have focused on the distinct problem of investigating functions that map a cluster of (micro-) variables to a single (macro-) variable, while preserving some causal properties (Chalupka et al., 2015; 2016; Rubenstein et al., 2017; Beckers & Halpern, 2019). The result is a new structural causal model defined

on a higher level of abstraction, but with causal properties similar to those in the low-level model. By contrast, our work proposes a new graphical representation of a class of compatible causal diagrams, representing limited causal knowledge when the full structural causal model is unknown.

Algorithms for causal discovery from observational data can be an alternative for when background knowledge is not sufficient to fully delineate a causal diagram (Pearl, 2000; Spirtes et al., 2000; Peters et al., 2017). In general, it is not possible to fully recover the causal diagram based solely on observational data, without making strong assumptions about the underlying causal model, including causal sufficiency (all relevant variables have been measured), the form of the functions (e.g., linearity, additive noise), and the distributions of the error terms (e.g. Gaussian, non-Gaussian, etc) (Glymour et al., 2019). Then, there are cases where a meaningful causal diagram cannot be learned and background knowledge is necessary for its construction. Our work focuses on establishing a language and corresponding machinery to encode partial knowledge and infer causal effects over clusters, alleviating some challenges in causal modeling in high-dimensional settings.

2. Preliminaries

We introduce in this section the necessary concepts and notation used throughout the paper.

Notation. A single variable is denoted by a (non-boldface) uppercase letter X and its realized value by a small letter x . A boldfaced uppercase letter \mathbf{X} denotes a set (or a cluster) of variables. We use kinship terminology (e.g., parents, children, descendants, ancestors) to denote various relationships in a graph G . These kinship relations are defined along the full edges in the graph, ignoring bidirected edges. We use $Pa(\mathbf{X})_G$, $An(\mathbf{X})_G$, and $De(\mathbf{X})_G$ to represent the sets of parents, ancestors, and descendants in G , respectively. A vertex V is said to be *active* on a path relative to a set \mathbf{Z} if 1) V is a collider and V or any of its descendants are in \mathbf{Z} or 2) V is a non-collider and is not in \mathbf{Z} . A path p is said to be *active* given (or conditioned on) \mathbf{Z} if every vertex on p is active relative to \mathbf{Z} . Otherwise, p is said to be *inactive*. Given a graph G , \mathbf{X} and \mathbf{Y} are d-separated by \mathbf{Z} if every path between \mathbf{X} and \mathbf{Y} is inactive given \mathbf{Z} . We denote this d-separation by $(\mathbf{X} \perp\!\!\!\perp \mathbf{Y} \mid \mathbf{Z})_G$. The mutilated graph $G_{\overline{\mathbf{XZ}}}$ is the result of removing from G edges coming into variables in \mathbf{X} and going out of variables in \mathbf{Z} .

Structural Causal Models. We use the language of Structural Causal Models (SCMs) (Pearl, 2000, pp. 204-207) as our semantical framework. Formally, an SCM \mathcal{M} is a 4-tuple $\langle \mathbf{U}, \mathbf{V}, \mathcal{F}, P(\mathbf{U}) \rangle$, where \mathbf{U} is a set of exogenous (latent) variables and \mathbf{V} is a set of endogenous (measured)

variables. \mathcal{F} is a collection of functions $\{f_i\}_{i=1}^{|\mathbf{V}|}$ such that each endogenous variable $V_i \in \mathbf{V}$ is determined by a function $f_i \in \mathcal{F}$, where f_i is a mapping from the respective domain of $\mathbf{U}_i \cup Pa(V_i)$ to V_i , where $\mathbf{U}_i \subseteq \mathbf{U}$ and $Pa(V_i) \subseteq \mathbf{V} \setminus V_i$. The uncertainty is encoded through a probability distribution over the exogenous variables, $P(\mathbf{U})$. Each SCM \mathcal{M} induces a directed acyclic graph (DAG) $G(\mathbf{V}, \mathbf{E})$ with bidirected edges, known as a causal diagram, that encodes the structural relations among $\mathbf{V} \cup \mathbf{U}$, where every $V_i \in \mathbf{V}$ is a vertex, there is a directed edge $(V_j \rightarrow V_i)$ for every $V_i \in \mathbf{V}$ and $V_j \in Pa(V_i)$, and there is a dashed bidirected edge $(V_j \leftrightarrow V_i)$ for every pair $V_i, V_j \in \mathbf{V}$ such that $\mathbf{U}_i \cap \mathbf{U}_j \neq \emptyset$ (V_i and V_j have a common exogenous parent). Performing an action $\mathbf{X}=\mathbf{x}$ is represented through the do-operator, $do(\mathbf{X}=\mathbf{x})$, which represents the operation of fixing a set \mathbf{X} to a constant \mathbf{x} regardless of their original mechanisms. Such an intervention induces a submodel $\mathcal{M}_{\mathbf{x}}$, which is \mathcal{M} with f_X replaced to x for every $X \in \mathbf{X}$. The post-interventional distribution induced by $\mathcal{M}_{\mathbf{x}}$ is denoted by $P(\mathbf{v} \setminus \mathbf{x} \mid do(\mathbf{x}))$.

3. C-DAGs: Definitions and Properties

We now formally introduce *cluster causal diagrams*, which define a coarser graphical representation of an SCM where variables are grouped as entities called clusters. In this definition, every variable is a part of exactly one cluster, where a variable may be “grouped” in a cluster by itself and all vertices in a C-DAG are clusters.

Definition 3.1 (Cluster Causal Diagram or C-DAG). Consider an SCM $\mathcal{M} = \langle \mathbf{V}, \mathbf{U}, \mathcal{F}, P(\mathbf{U}) \rangle$ and the corresponding causal diagram $G(\mathbf{V}, \mathbf{E})$. Given a partition $\mathbf{C} = \{\mathbf{C}_1, \dots, \mathbf{C}_k\}$ of \mathbf{V} , construct a graph $G_{\mathbf{C}}(\mathbf{C}, \mathbf{E}_{\mathbf{C}})$ over \mathbf{C} with a set of edges $\mathbf{E}_{\mathbf{C}}$ defined as follows:

1. An edge $\mathbf{C}_i \rightarrow \mathbf{C}_j$ is in $\mathbf{E}_{\mathbf{C}}$ if there exists some $V_i \in \mathbf{C}_i$ and $V_j \in \mathbf{C}_j$ such that $V_i \in Pa(V_j)$;
2. A dashed bidirected edge $\mathbf{C}_i \leftrightarrow \mathbf{C}_j$ is in $\mathbf{E}_{\mathbf{C}}$ if there exists some $V_i \in \mathbf{C}_i$ and $V_j \in \mathbf{C}_j$ such that there is a bidirected edge $V_i \leftrightarrow V_j$.

If $G_{\mathbf{C}}(\mathbf{C}, \mathbf{E}_{\mathbf{C}})$ contains no cycles, then we say that \mathbf{C} is an *admissible partition* of \mathbf{V} . We then call $G_{\mathbf{C}}$ a *cluster causal diagram*, or *C-DAG*, compatible with G .

Throughout the paper, we will use the same symbol (e.g. \mathbf{C}_i) to represent both a cluster node in a C-DAG, $G_{\mathbf{C}}$, and the set of variables contained in the cluster in a compatible causal diagram, G .

Interestingly, a causal diagram is a C-DAG where each variable forms its own cluster, which means that all clusters are of size one. As discussed, in practice, all such relationships may be unknown or burdensome to explicitly define, as is common in fields like medicine and the social sciences.

Revisiting the medical example discussed earlier, Fig. 1(a) illustrates a possible causal diagram modeling the effect of lisinopril (X) on the outcome of having a stroke (Y). As proposed, if not all the relationships specified in Fig. 1(a) are known, researchers cannot construct a full causal diagram, but may still have enough knowledge to create a C-DAG given the partial knowledge that the covariates occur temporally before lisinopril is prescribed or a stroke occurs and the suspicion that some of the pre-treatment variables are causes of X and Y . Specifically, we can create the cluster $\mathbf{Z} = \{A, B, C, D\}$ with all the covariates and then construct a C-DAG with edges $\mathbf{Z} \rightarrow X$ and $\mathbf{Z} \rightarrow Y$. Further, the researchers may also suspect that some of the variables in \mathbf{Z} are confounded with X and others with Y , an uncertainty that is encoded in the C-DAG through the bidirected edges $\mathbf{Z} \leftrightarrow X$ and $\mathbf{Z} \leftrightarrow Y$. With the additional knowledge that sleep quality (S) is measured after the treatment is applied (i.e., post-treatment), and acts as a mediator between the treatment and outcome, the C-DAG in Fig. 1(b) can be constructed.

Following Pearl’s construction of an edge being drawn from one variable X to another Y in a causal diagram if Y “listens” to the value of X , intuitively, the edges are drawn from one cluster \mathbf{X} to another \mathbf{Y} in a C-DAG if at least one variable in \mathbf{Y} “listens” to the value of at least one variable in \mathbf{X} . Consider again the causal diagram G in Fig. 1(a) over the set of observables $\mathbf{V} = \{X, Y, A, B, C, D, S\}$. As previously discussed, a C-DAG over the partition $\mathbf{C} = \{\{X\}, \{Y\}, \mathbf{Z}, \{S\}\}$, where $\mathbf{Z} = \{A, B, C, D\}$, is shown in Fig. 1(b). A different partition $\mathbf{C}' = \{\{X\}, \{Y\}, \mathbf{Z}, \{D\}, \mathbf{W}\}$ with $\mathbf{W} = \{S, B\}$ and $\mathbf{Z} = \{A, C\}$ leads to the C-DAG shown in Fig. 1(c). Note that both $G_{\mathbf{C}}$ and $G_{\mathbf{C}'}$ are considered valid C-DAGs because no cycles are created. Alternatively, if we consider partition $\mathbf{C}'' = \{\{X\}, \{Y\}, \mathbf{Z}, \mathbf{W}\}$, where $\mathbf{W} = \{S, B\}$ and $\mathbf{Z} = \{A, C, D\}$, this would lead to the graph shown in Fig. 1(d). The edge $\{X\} \rightarrow \mathbf{W}$ is present since $S \in \mathbf{W}$ is a function of (i.e., listens to) X ; the edge $\mathbf{W} \rightarrow \mathbf{Z}$ is present because $C \in \mathbf{Z}$ listens to $B \in \mathbf{W}$; the edge $\mathbf{Z} \rightarrow X$ is present since X listens to $D \in \mathbf{Z}$. These edges together create a cycle, therefore $G_{\mathbf{C}''}$ is not a valid C-DAG.¹

A C-DAG can be seen as an equivalence class of causal diagrams, and represents a collection of causal diagrams that share the relationships among the clusters while allowing for any possible relationships among the variables within each cluster. For instance, the two causal diagrams G_1 in Fig. 2(a) and G_2 in (b) can be represented by the C-DAG $G_{\mathbf{C}}$ in (c), and can therefore be thought of as being members of the equivalence class represented by $G_{\mathbf{C}}$. Note that a seemingly active path in a C-DAG (e.g., $X \leftarrow \mathbf{Z} \rightarrow Y$ in

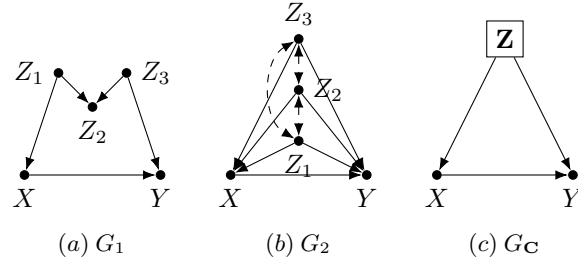


Figure 2: (a) and (b): causal diagrams G_1 and G_2 , (c) represented by (c) C-DAG $G_{\mathbf{C}}$, where $\mathbf{Z} = \{Z_1, Z_2, Z_3\}$.

$G_{\mathbf{C}}$) does not necessarily correspond to an active path in a compatible causal diagram. We consider the case of *back-door paths*, i.e., paths between X and Y with an arrowhead into X . All such paths are active in G_2 , but the only back-door path, $X \leftarrow Z_1 \rightarrow Z_2 \leftarrow Z_3 \rightarrow Y$, in G_1 is inactive. This property of C-DAGs prevents us from saying that a d-connection in a C-DAG corresponds to a d-connection in all compatible causal diagrams in the equivalence class. On the other hand, we show in the next section a pleasant and surprising result (Theorem 4.6) that d-separations in a C-DAG do hold in all compatible causal diagrams. This powerful result is indeed critical to deriving causal inference rules and algorithms that are applicable to *all* the causal diagrams compatible with a given C-DAG (Theorems 5.1-5.5) regardless of the unknown relationships within each cluster.

The criteria set forth in Def. 3.1 ensure that a C-DAG, $G_{\mathbf{C}}$, has two properties that will prove critical later on. Namely, they preserve adjacencies, and preserve directed paths in any compatible causal diagram, G , as stated below. Given space constraints, all proofs are provided in Appendix. ??.

Proposition 3.2. (Preservation of adjacencies) *Let $G_{\mathbf{C}}(\mathbf{C}, \mathbf{E}_{\mathbf{C}})$ be a C-DAG compatible with a causal diagram $G(\mathbf{V}, \mathbf{E})$. Consider distinct clusters $\mathbf{C}_i, \mathbf{C}_j \in \mathbf{C}$. If $V_i, V_j \in \mathbf{V}$ are adjacent in G and belong to $\mathbf{C}_i, \mathbf{C}_j$ respectively, then \mathbf{C}_i and \mathbf{C}_j are adjacent in $G_{\mathbf{C}}$. Further, if \mathbf{C}_i and \mathbf{C}_j are adjacent in $G_{\mathbf{C}}$, then there exists $V_i \in \mathbf{C}_i$ and $V_j \in \mathbf{C}_j$ such that V_i and V_j are adjacent in G .*

Proposition 3.3. (Preservation of directed paths) *Let $G_{\mathbf{C}}(\mathbf{C}, \mathbf{E}_{\mathbf{C}})$ be a C-DAG compatible with a causal diagram $G(\mathbf{V}, \mathbf{E})$ and $\mathbf{C}_i, \mathbf{C}_j \in \mathbf{C}$ be two distinct clusters. If two variables $V_i \in \mathbf{C}_i$ and $V_j \in \mathbf{C}_j$ are connected in G by a directed path from V_i to V_j , then the clusters \mathbf{C}_i and \mathbf{C}_j are connected by a directed path from \mathbf{C}_i to \mathbf{C}_j in $G_{\mathbf{C}}$.*

Proposition 3.2 states that any adjacency between variables is preserved in a compatible C-DAG. Proposition 3.3 states that connections via directed paths are preserved, implying that order and ancestral relationships are preserved. These results will prove helpful in extending causal inference tools to C-DAGs, including d-separation and do-calculus.

¹This means that the partial knowledge at hand will not allow us to use standard DAG-based causal inference tools.

4. D-Separation in C-DAGs

D-separation is a central result that allows inferences with causal diagrams, which has been used in the context of probabilistic (Pearl, 1988) and causal reasoning (Pearl, 1995). In this section, we investigate extending d-separation rules to C-DAGs. In a causal diagram G , whenever sets \mathbf{X} and \mathbf{Y} are d-separated by a set \mathbf{Z} , \mathbf{X} is independent of \mathbf{Y} given \mathbf{Z} in the distribution $P(\mathbf{V})$. This establishes a link between the causal assumptions encoded in the graph (in the form of missing edges) and the observed data. Since a C-DAG represents a class of compatible causal diagrams, we must make sure that a d-separation statement in a C-DAG must hold in all the compatible causal diagrams.

Let \mathbf{X} , \mathbf{Y} , \mathbf{Z} be clusters in the C-DAG G_C . Let the symbol $*$ represent either an arrow head or tail. Let p be a path in G_C between \mathbf{X} and \mathbf{Y} that goes only through \mathbf{Z} . We say that p is *inactive* in G_C if in all causal diagrams G compatible with G_C , all corresponding paths are inactive according to the d-separation rules. Note that if p is in the form $\mathbf{X} ** \mathbf{Z} \rightarrow \mathbf{Y}$ (i.e., \mathbf{Z} is a non-collider), then the corresponding paths in G are those between \mathbf{X} and \mathbf{Y} going only through variables in \mathbf{Z} and containing the edge $Z \rightarrow Y$ for some $Z \in \mathbf{Z}$ and some $Y \in \mathbf{Y}$. Alternatively, if p is in the form $\mathbf{X} * \rightarrow \mathbf{Z} \leftarrow * \mathbf{Y}$ (i.e., \mathbf{Z} is a collider), then the corresponding paths in G are those between \mathbf{X} and \mathbf{Y} going only through variables in \mathbf{Z} and containing the edge $X * \rightarrow Z$ for some $X \in \mathbf{X}$ and some $Z \in \mathbf{Z}$ and the edge $Z' \leftarrow * Y$ for some $Z' \in \mathbf{Z}$ and some $Y \in \mathbf{Y}$.

We say p is *either active or inactive* if in some compatible causal diagram G all the paths between \mathbf{X} and \mathbf{Y} going through only variables in \mathbf{Z} are inactive, while in some compatible causal diagram G there exists at least one active path between \mathbf{X} and \mathbf{Y} going through only variables in \mathbf{Z} .

Next, we study the separation rules under two possible scenarios for \mathbf{Z} , as a non-collider, or as a collider or a descendant of a collider.

Cluster as a Non-Collider (Chains & Forks)

Consider a C-DAG where \mathbf{Z} is a non-collider between \mathbf{X} and \mathbf{Y} as shown in Fig. 3(a) and (d).

The causal diagrams (b) and (c) in Fig. 3, over $\mathbf{V} = \{X, Z_1, Z_2, Z_3, Y\}$, are compatible with the C-DAG in Fig. 3(a), where $\mathbf{X} = \{X\}$, $\mathbf{Z} = \{Z_1, Z_2, Z_3\}$, and $\mathbf{Y} = \{Y\}$. Note that in diagram (b) the path between X and Y is active when \mathbf{Z} is not conditioned on. However, in diagram (c), the path between X and Y is inactive, even though the abstracted cluster \mathbf{Z} is a non-collider.

Similarly, in Fig. 3, the causal diagrams (e) and (f) over $\mathbf{V} = \{X, Z_1, Z_2, Z_3, Y\}$ are compatible with the C-DAG G_C in (d), where $\mathbf{X} = \{X\}$, $\mathbf{Z} = \{Z_1, Z_2, Z_3\}$, and $\mathbf{Y} =$

$\{Y\}$. In diagram (e), the path is active while in diagram (f) the path is inactive when \mathbf{Z} is not conditioned on.

From these examples, it is clear that when a cluster \mathbf{Z} acts as a non-collider between two other clusters \mathbf{X} and \mathbf{Y} , the path between \mathbf{X} and \mathbf{Y} through \mathbf{Z} may be either active or inactive.

Remark 4.1. In a C-DAG, the path $\mathbf{X} ** \mathbf{Z} \rightarrow \mathbf{Y}$ may be either active or inactive when \mathbf{Z} is not conditioned on.

Conditioning on a cluster will be considered as equivalent to conditioning on all the variables in it. In all diagrams (b), (c), (e) and (f), the path between X and Y is inactive when conditioning on $\{Z_1, Z_2, Z_3\}$ and we show that this property will hold regardless of the connections within a cluster as stated in the following lemma.

Lemma 4.2. *In a C-DAG, the path $\mathbf{X} ** \mathbf{Z} \rightarrow \mathbf{Y}$ is inactive when non-collider \mathbf{Z} is conditioned on.*

Cluster as a Collider or a Descendant of a Collider

Consider a C-DAG where \mathbf{Z} is a collider between \mathbf{X} and \mathbf{Y} as shown in Fig. 3(g), or a descendant of a collider \mathbf{W} between \mathbf{X} and \mathbf{Y} as shown in Fig. 3(j).

The causal diagrams (h) and (i) in Fig. 3 over $\mathbf{V} = \{X, Z_1, Z_2, Z_3, Y\}$ are compatible with the C-DAG in Fig. 3(g), where $\mathbf{X} = \{X\}$, $\mathbf{Z} = \{Z_1, Z_2, Z_3\}$, and $\mathbf{Y} = \{Y\}$. The path between X and Y is active when conditioning on $\{Z_1, Z_2, Z_3\}$ in diagram (h), but it is inactive in diagram (i).

Similarly, the causal diagrams (k) and (l) in Fig. 3 over $\mathbf{V} = \{X, W_1, W_2, Z_1, Z_2, Y\}$ are compatible with the C-DAG in Fig. 3(j), where $\mathbf{X} = \{X\}$, $\mathbf{Z} = \{Z_1, Z_2\}$, $\mathbf{W} = \{W_1, W_2\}$, and $\mathbf{Y} = \{Y\}$. In diagram (k), the path from X and Y is active when conditioning on $\{Z_1, Z_2\}$, while in diagram (l) the path is inactive when conditioning on $\{Z_1, Z_2\}$.

These examples illustrate that when a cluster \mathbf{Z} acts as a collider or a descendant of a collider between two other clusters \mathbf{X} and \mathbf{Y} , the path between \mathbf{X} and \mathbf{Y} through \mathbf{Z} may be either active or inactive when conditioning on \mathbf{Z} .

Remark 4.3. In a C-DAG, the path $\mathbf{X} * \rightarrow \mathbf{Z} \leftarrow * \mathbf{Y}$ may be either active or inactive when \mathbf{Z} or some descendant of \mathbf{Z} is conditioned on.

Note that the path between X and Y is inactive in all diagrams (h), (i), (k), and (l). We show this property holds in general regardless of the connections within a cluster as stated in the following lemma.

Lemma 4.4. *In a C-DAG, the path $\mathbf{X} * \rightarrow \mathbf{Z} \leftarrow * \mathbf{Y}$ is inactive when none of the descendants of \mathbf{Z} (nor \mathbf{Z}) are conditioned on.*

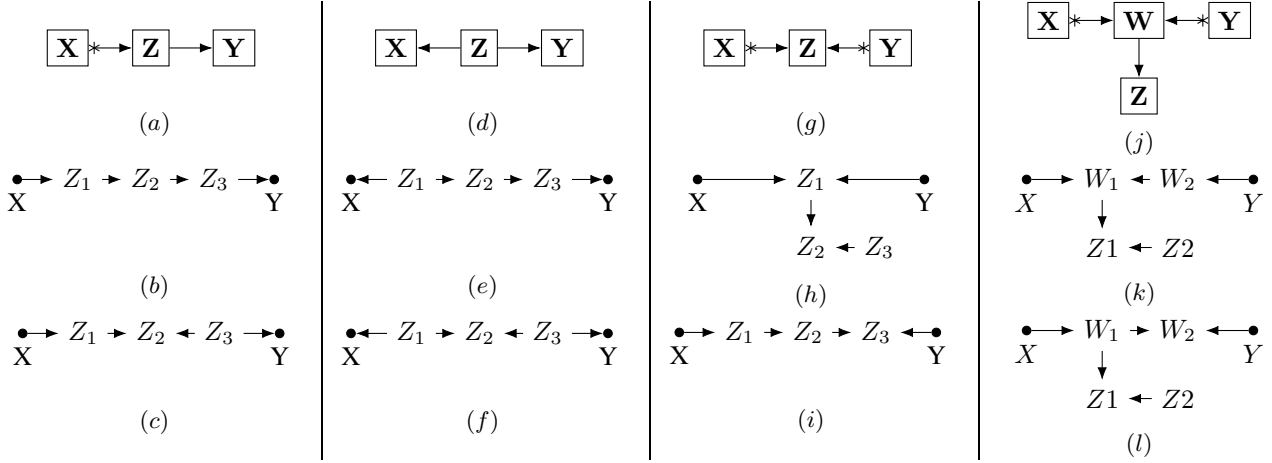


Figure 3: Causal diagrams (b) and (c) are compatible with the C-DAG (a). Causal diagrams (e) and (f) are compatible with the C-DAG (d). In C-DAGs (a) and (d), \mathbf{Z} is a non-collider between \mathbf{X} and \mathbf{Y} . The path is active in (b) and (e), but inactive in (c) and (f). Causal diagrams (h) and (i) are compatible with the C-DAG (g), where \mathbf{Z} is a collider between \mathbf{X} and \mathbf{Y} . Causal diagrams (k) and (l) are compatible with the C-DAG (j), where \mathbf{W} is a collider between \mathbf{X} and \mathbf{Y} and \mathbf{Z} is a descendant of \mathbf{W} . When \mathbf{Z} is conditioned on, the path is active in (h) and (k), but inactive in (i) and (l).

D-separation rules in C-DAGs

The above discussion and lemmas illustrate how the original d-separation rules relate to C-DAGs. In summary, the rules for when a path is d-separated carry to C-DAGs, but when a path between two clusters is not d-separated in C-DAGs, the path between corresponding variables may or may not be active in a compatible causal diagram. These observations together lead to the following definition:

Definition 4.5 (d-Separation in C-DAGs). A path p in a C-DAG $G_{\mathbf{C}}$ is said to be d-separated (or blocked) by a set of clusters $\mathbf{Z} \subset \mathbf{C}$ if and only if p contains

1. a triplet $\mathbf{C}_i * \rightarrow \mathbf{C}_m \rightarrow \mathbf{C}_j$ such that the non-collider cluster \mathbf{C}_m is in \mathbf{Z} , or
2. a triplet $\mathbf{C}_i * \rightarrow \mathbf{C}_m \leftarrow * \mathbf{C}_j$ such that neither the collider cluster \mathbf{C}_m nor any of its descendants is in \mathbf{Z} .

A set of clusters \mathbf{Z} is said to d-separate two sets of clusters $\mathbf{X}, \mathbf{Y} \subset \mathbf{C}$, denoted by $(\mathbf{X} \perp\!\!\!\perp \mathbf{Y} \mid \mathbf{Z})_{G_{\mathbf{C}}}$, if and only if \mathbf{Z} blocks every path from a cluster in \mathbf{X} to a cluster in \mathbf{Y} .

The following result states the soundness and completeness of the d-separation rules in C-DAGs. In other words, whenever a d-separation holds in a C-DAG according to these rules, it holds for all causal diagrams compatible with it. Moreover, whenever a d-separation does not hold in a C-DAG, it means that there exists at least one causal diagram compatible with it for which the same d-separation statement does not hold.

Theorem 4.6. (Soundness and completeness of d-separation). Consider a C-DAG $G_{\mathbf{C}}$, and let $\mathbf{X}, \mathbf{Z}, \mathbf{Y} \subset$

\mathbf{C} . If \mathbf{X} and \mathbf{Y} are d-separated by \mathbf{Z} in $G_{\mathbf{C}}$, then, in any causal diagram G compatible with $G_{\mathbf{C}}$, \mathbf{X} and \mathbf{Y} are d-separated by \mathbf{Z} in G , that is,

$$(\mathbf{X} \perp\!\!\!\perp \mathbf{Y} \mid \mathbf{Z})_{G_{\mathbf{C}}} \implies (\mathbf{X} \perp\!\!\!\perp \mathbf{Y} \mid \mathbf{Z})_G. \quad (1)$$

If \mathbf{X} and \mathbf{Y} are not d-separated by \mathbf{Z} in $G_{\mathbf{C}}$, then, there exists a causal diagram G compatible with $G_{\mathbf{C}}$ where \mathbf{X} and \mathbf{Y} are not d-separated by \mathbf{Z} in G .

Naturally, operating over a C-DAG may be less informative than a fully specified causal diagram (due to the paths that may be either active or inactive in a compatible causal diagram), yet some strong statements about conditional independence relations can still be obtained from a C-DAG. From the understanding of d-separation in causal diagrams, we can see that the d-separation rules for clusters allow us to read off conditional independencies from an even broader set of distributions. While a d-separation between sets of variables \mathbf{X} and \mathbf{Y} given \mathbf{Z} in a causal diagram, G , implies that \mathbf{X} is independent of \mathbf{Y} conditional on \mathbf{Z} in every distribution induced by G , a d-separation between clusters \mathbf{X} and \mathbf{Y} given \mathbf{Z} in a C-DAG $G_{\mathbf{C}}$ implies that \mathbf{X} is independent of \mathbf{Y} conditional on \mathbf{Z} in every distribution compatible with any G compatible with $G_{\mathbf{C}}$. All in all, there is a natural tradeoff between how variables are clustered and the strength of the statements that can be made about a larger class of models.

5. Causal Identification in C-DAGs

The aforementioned d-separation criterion allows us to decide from a C-DAG $G_{\mathbf{C}}$ whether two sets of clusters \mathbf{X}

and \mathbf{Y} are d-separated given a third set \mathbf{Z} in any compatible causal diagram G . This will be essential to establishing conditions for causal identifiability in C-DAGs.

5.1. Do-Calculus in C-DAGs

A fundamental tool used in causal inference is Pearl's celebrated *do-calculus* (Pearl, 1995). The do-calculus has been used extensively for solving a variety of causal effect identification tasks. Armed with the understanding coming from the d-separation rules in C-DAGs, next we extend the do-calculus rules to C-DAGs.

Theorem 5.1. (Do-calculus in C-DAGs). *Let G_C be a C-DAG compatible with a causal diagram G associated with an SCM \mathcal{M} . For any disjoint subsets of clusters $\mathbf{X}, \mathbf{Y}, \mathbf{Z}, \mathbf{W} \subseteq \mathbf{C}$, the following three rules hold:*

$$\text{Rule 1: } P(\mathbf{y}|\text{do}(\mathbf{x}), \mathbf{z}, \mathbf{w}) = P(\mathbf{y}|\text{do}(\mathbf{x}), \mathbf{w}) \\ \text{if } (\mathbf{Y} \perp\!\!\!\perp \mathbf{Z}|\mathbf{X}, \mathbf{W})_{G_{C_{\overline{\mathbf{X}}}}}$$

$$\text{Rule 2: } P(\mathbf{y}|\text{do}(\mathbf{x}), \text{do}(\mathbf{z}), \mathbf{w}) = P(\mathbf{y}|\text{do}(\mathbf{x}), \mathbf{z}, \mathbf{w}) \\ \text{if } (\mathbf{Y} \perp\!\!\!\perp \mathbf{Z}|\mathbf{X}, \mathbf{W})_{G_{C_{\overline{\mathbf{X}\mathbf{Z}}}}}$$

$$\text{Rule 3: } P(\mathbf{y}|\text{do}(\mathbf{x}), \text{do}(\mathbf{z}), \mathbf{w}) = P(\mathbf{y}|\text{do}(\mathbf{x}), \mathbf{w}) \\ \text{if } (\mathbf{Y} \perp\!\!\!\perp \mathbf{Z}|\mathbf{X}, \mathbf{W})_{G_{C_{\overline{\mathbf{X}\mathbf{Z}(\mathbf{W})}}}}$$

where $G_{C_{\overline{\mathbf{X}}}}$ is obtained from G_C by removing the edges into \mathbf{X} and out of \mathbf{Z} , and $\mathbf{Z}(\mathbf{W})$ is the set of \mathbf{Z} -clusters that are non-ancestors of any \mathbf{W} -cluster in $G_{C_{\overline{\mathbf{X}}}}$.

Note that in the above do-calculus rules, $\mathbf{X}, \mathbf{Y}, \mathbf{Z}, \mathbf{W}$ represent sets of cluster nodes in G_C in the d-separation tests $(\mathbf{Y} \perp\!\!\!\perp \mathbf{Z}|\mathbf{X}, \mathbf{W})_{G_C}$, while in the distribution $P(\cdot)$ statements, $\mathbf{X}, \mathbf{Y}, \mathbf{Z}, \mathbf{W}$ represent the sets of variables contained in the corresponding sets of clusters.

Given the soundness and completeness of the d-separation rules in C-DAGs, the main question to be solved in order to show the soundness of do-calculus in C-DAGs is whether the mutilation operations in a C-DAG to create $G_{C_{\overline{\mathbf{X}}}}$ and $G_{C_{\overline{\mathbf{X}\mathbf{Z}}}}$ carry over to the compatible causal diagrams. We obtain the following result toward this goal.

Lemma 5.2. *If a C-DAG G_C is compatible with a causal diagram G , then, for $\mathbf{X}, \mathbf{Z} \subseteq \mathbf{C}$, the mutilated C-DAG $G_{C_{\overline{\mathbf{X}\mathbf{Z}}}}$ is compatible with the mutilated causal diagram $G_{\overline{\mathbf{X}\mathbf{Z}}}$.*

Theorem 5.1 then follows from Propositions 3.2 and 3.3, Theorem 4.6, and Lemma 5.2. In addition, we show that the do-calculus rules in C-DAGs are complete as follows:

Theorem 5.3. (Completeness of do-calculus). *If a do-calculus rule does not apply in a C-DAG G_C , then there exists a causal diagram G compatible with G_C for which it also does not apply.*

Equipped with d-separation and do-calculus in C-DAGs, causal inference algorithms developed for a variety of tasks that rely on a known causal diagram can potentially be extended to C-DAGs (Bareinboim & Pearl, 2016). In this paper, we study the problem of identifying causal effects from observational data in C-DAGs.

5.2. ID-Algorithm

There exists a complete algorithm to determine whether $P(\mathbf{y}|\text{do}(\mathbf{x}))$ is identifiable from the combination of the causal diagram G and the observational distribution $P(\mathbf{V})$ (Tian, 2002; Shpitser & Pearl, 2006; Huang & Valtorta, 2006). This identification algorithm, or ID-algorithm for short, is based on the factorization of the interventional distributions according to the graphical structure, known as the truncated factorization product, i.e.:

$$P(\mathbf{v} \setminus \mathbf{x}|\text{do}(\mathbf{x})) = \sum_{\mathbf{u}} P(\mathbf{u}) \prod_{k: V_k \in \mathbf{V} \setminus \mathbf{X}} P(v_k | pa_{v_k}, \mathbf{u}_k). \quad (2)$$

We show that the truncated factorization holds in C-DAGs as well, in the following sense.

Theorem 5.4. (Truncated factorization in C-DAGs.) *Let G_C be a C-DAG compatible with a causal diagram G associated with an SCM $\mathcal{M} = \langle \mathbf{U}, \mathbf{V}, \mathcal{F}, P(\mathbf{U}) \rangle$. For any $\mathbf{X} \subseteq \mathbf{C}$, the following holds*

$$P(\mathbf{c} \setminus \mathbf{x}|\text{do}(\mathbf{x})) = \sum_{\mathbf{u}} P(\mathbf{u}) \prod_{k: C_k \in \mathbf{C} \setminus \mathbf{X}} P(\mathbf{c}_k | pa_{C_k}, \mathbf{u}'_k), \quad (3)$$

where Pa_{C_k} are the parents of C_k in G_C and $\mathbf{u}'_k \subseteq \mathbf{U}$ such that, for any i, j , $\mathbf{u}'_i \cap \mathbf{u}'_j \neq \emptyset$ if and only if there is a bidirected edge $(C_i \leftrightarrow C_j)$ between C_i and C_j in G_C .

In Eq. (3), $\mathbf{X}, \mathbf{C}, C_k, Pa_{C_k}$ are the sets of variables contained in the corresponding sets of clusters.

Theorem 5.4 shows that C-DAGs are Causal Bayesian Networks, where a cluster with N variables is treated as an N -dimensional random variable. This result allows us to prove that the ID-algorithm is sound and complete to systematically infer causal effects from the observational distribution $P(\mathbf{V})$ and partial domain knowledge encoded as a C-DAG G_C (since ID relies on the truncated factorization).

Theorem 5.5. (Soundness and Completeness of ID-algorithm). *The ID-algorithm is sound and complete when applied to a C-DAG G_C for identifying causal effects of the form $P(\mathbf{y}|\text{do}(\mathbf{x}))$ from the observational distribution $P(\mathbf{V})$, where \mathbf{X} and \mathbf{Y} are sets of clusters in G_C .*

The ID algorithm returns a formula for identifiable $P(\mathbf{y}|\text{do}(\mathbf{x}))$ that is valid in all causal diagrams compatible

with the C-DAG G_C . The completeness result ensures that if the ID-algorithm fails to identify $P(y|do(x))$ from G_C , then there exists a causal diagram G compatible with G_C where the effect $P(y|do(x))$ is not identifiable.

5.3. Effect Identification in C-DAGs

We now use the aforementioned results and show examples of identification in C-DAGs in practice. Due to the coarsening of the diagram by clusters, it is possible an effect will be identifiable in some causal graph G , but will not be identifiable by the clustering yielding G_C .

Identification in Fig. 1. In diagram (a) the effect of X on Y is identifiable through backdoor adjustment (Pearl, 2000, pp. 79-80) over the set of variables $\{B, D\}$. In the C-DAG in Fig. 1(b), with cluster $Z = \{A, B, C, D\}$, the effect of X on Y is identifiable through front-door adjustment (Pearl, 2000, p. 83) over S , given by $P(y|do(x)) = \sum_s P(s|x) \sum_{x'} P(y|x', s) P(x')$. Because this front-door adjustment holds for the C-DAG in Fig. 1(b) with which diagram (a) is compatible, this front-door adjustment identification formula is equivalent to the adjustment in the case of diagram (a) and gives the correct causal effect in any other compatible causal diagram. In the C-DAG in (c), the loss of separations from the creation of clusters $Z = \{A, B, C, D\}$ and $W = \{B, S\}$ render the effect no longer identifiable, indicating that there exists another graph compatible with (c) for which the effect cannot be identified.

Identification in Fig. 4. In diagram (a), the effect of $\{X_1, X_2\}$ on $\{Y_1, Y_2\}$ is identifiable by backdoor adjustment over $\{Z_1, Z_2\}$ as follows: $P(y_1, y_2|do(x_1, x_2)) = \sum_{z_1, z_2} P(y_1, y_2|x_1, x_2, z_1, z_2) P(z_1, z_2)$. Note, however, that the backdoor path cannot be blocked in the C-DAG G_{C_1} (b) with clusters $\mathbf{X} = \{X_1, X_2\}$, $\mathbf{Y} = \{Y_1, Y_2\}$, and $\mathbf{Z} = \{Z_1, Z_2\}$. In this case, the effect $P(y|do(\mathbf{x}))$ is not identifiable. If the covariates Z_1 and Z_2 are not clustered together as shown in the C-DAG G_{C_2} (c), the backdoor paths relative to \mathbf{X} and \mathbf{Y} can still be blocked despite the unobserved confounders between Z_1 and \mathbf{X} and between Z_2 and \mathbf{Y} . So the effect $P(y|do(\mathbf{x}))$ is identifiable by backdoor adjustment over $\{Z_1, Z_2\}$ as follows: $P(y|do(\mathbf{x})) = \sum_{z_1, z_2} P(y|\mathbf{x}, z_1, z_2) P(z_1, z_2)$. If the treatments X_1 and X_2 are not clustered together as shown in the C-DAG G_{C_3} (d), then the joint effect of X_1 and X_2 on the cluster \mathbf{Y} is identifiable and given by the following expression: $P(y|do(x_1, x_2)) = \sum_{\mathbf{z}, x'_1} P(y|x'_1, x_2, \mathbf{z}) P(x'_1, \mathbf{z})$.

An additional example of identification of causal effects in C-DAGs with clustered treatments and outcomes is shown in Appendix ???. Also, Appendix ??? contains an experimental study illustrating the ability of C-DAGs to accurately assess the identifiability of a causal effect while requiring less domain knowledge for their construction.

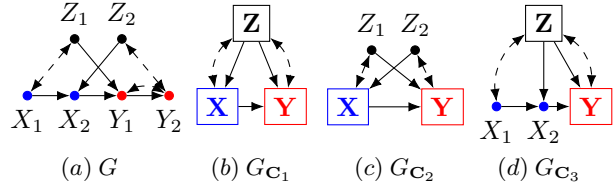


Figure 4: (a) : causal diagram G where the effect $P(y_1, y_2|do(x_1, x_2))$ is identifiable. (b) : C-DAG G_{C_1} with clustering $\mathbf{X} = \{X_1, X_2\}$, $\mathbf{Y} = \{Y_1, Y_2\}$, and $\mathbf{Z} = \{Z_1, Z_2\}$. (c) : C-DAG G_{C_2} with clustering $\mathbf{X} = \{X_1, X_2\}$ and $\mathbf{Y} = \{Y_1, Y_2\}$. (d) : C-DAG G_{C_3} with clustering $\mathbf{Y} = \{Y_1, Y_2\}$ and $\mathbf{Z} = \{Z_1, Z_2\}$. The effect $P(y|do(\mathbf{x}))$ is not identifiable in G_{C_1} , but is identifiable in G_{C_2} and $P(y|do(x_1, x_2))$ is identifiable in G_{C_3} .

6. Conclusions

Causal diagrams are a popular language used to specify the necessary assumptions for causal inference. Yet, despite their power, the substantive knowledge required to construct a causal diagram – i.e., the causal and confounded relationships among all pairs of variables – is unattainable in some critical settings, including in the health and social sciences.

This paper introduces a new class of graphical models which allow for a more relaxed encoding of knowledge, possibly weaker than what is required by causal diagrams. In practice, when a researcher does not fully know the relationships among certain variables, under some mild assumptions as delineated by Def. 3.1, these variables can be clustered together. A causal diagram itself is an extreme case of a C-DAG where each cluster contains exactly one variable. We prove fundamental results to allow causal inferences within this equivalence class, which translate to statements about the set of causal diagrams compatible with the encoded constraints. Specifically, we show that d-separation is sound and complete even when clusters are considered (Theorem 4.6) and that Pearl’s celebrated do-calculus is both sufficient and necessary for derivations in C-DAGs (Theorems 5.1 and 5.3). We then generalize the truncated factorization product to when knowledge is available only in C-DAG-form (Theorem 5.5). Building on these results, we prove that causal identification algorithms can take C-DAGs as input and are both sound and complete.

These results are critical in establishing the foundations for C-DAGs and enabling their use in ways comparable to causal diagrams. Having introduced the proper definition and corresponding inferential machinery for C-DAGs, some future work include the non-trivial task of developing tools to assist the construction of a C-DAG from observational data, when a C-DAG cannot be constructed from

knowledge alone. An approach that extends current structure learning algorithms such as the FCI (Zhang, 2008) to learn C-DAGs can be less prone to errors, computationally less expensive, and statistically more robust since fewer conditional independence tests will be required. However, because conditional independencies over clusters of variables do not necessarily correspond to d-separations in C-DAGs, this is a challenging open research problem.

We hope the new machinery for C-DAGs will allow researchers to represent complex systems in a simplified way, allowing for more relaxed causal inferences when substantive knowledge is largely unavailable and coarse.

References

- Bareinboim, E. and Pearl, J. Causal inference and the data-fusion problem. *Proceedings of the National Academy of Sciences*, 113(27):7345–7352, 2016.
- Beckers, S. and Halpern, J. Y. Abstracting causal models. In *Proceedings of the Thirty-Third AAAI Conference on Artificial Intelligence*, AAAI’19, 2019.
- Chalupka, K., Perona, P., and Eberhardt, F. Visual causal feature learning. In *Proceedings of the Thirty-First Conference on Uncertainty in Artificial Intelligence*, UAI’15, pp. 181–190, Arlington, Virginia, USA, 2015. AUAI Press.
- Chalupka, K., Eberhardt, F., and Perona, P. Multi-level cause-effect systems. In Gretton, A. and Robert, C. C. (eds.), *Proceedings of the 19th International Conference on Artificial Intelligence and Statistics*, volume 51 of *Proceedings of Machine Learning Research*, pp. 361–369, Cadiz, Spain, 09–11 May 2016. PMLR.
- Galles, D. and Pearl, J. Testing identifiability of causal effects. In Besnard, P. and Hanks, S. (eds.), *Uncertainty in Artificial Intelligence 11*, pp. 185–195. Morgan Kaufmann, San Francisco, 1995.
- Glymour, C., Zhang, K., and Spirtes, P. Review of causal discovery methods based on graphical models. *Frontiers in Genetics*, 10, 2019.
- Huang, Y. and Valorta, M. Pearl’s Calculus of Intervention Is Complete. In T.S. Richardson, R. D. a. (ed.), *Proceedings of the Twenty-Second Conference on Uncertainty in Artificial Intelligence*, pp. 217–224. AUAI Press, 2006.
- Kleinberg, S. and Hripsak, G. A review of causal inference for biomedical informatics. *Journal of Biomedical Informatics*, 44(6):1102–1112, 2011.
- Lee, S., Correa, J. D., and Bareinboim, E. General Identifiability with Arbitrary Surrogate Experiments. In *Proceedings of the Thirty-Fifth Conference Annual Conference on Uncertainty in Artificial Intelligence*. AUAI Press, 2019.
- Pearl, J. *Probabilistic Reasoning in Intelligent Systems*. Morgan Kaufmann, San Mateo, CA, 1988.
- Pearl, J. Causal diagrams for empirical research. *Biometrika*, 82(4):669–688, 1995.
- Pearl, J. *Causality: Models, Reasoning, and Inference*. Cambridge University Press, NY, USA, 2nd edition, 2000.
- Pearl, J. and Mackenzie, D. *The Book of Why*. Basic Books, New York, 2018.
- Peters, J., Janzing, D., and Schölkopf, B. *Elements of Causal Inference: Foundations and Learning Algorithms*. Adaptive Computation and Machine Learning. MIT Press, Cambridge, MA, 2017.
- Rubenstein, P. K., Weichwald, S., Bongers, S., Mooij, J. M., Janzing, D., Grosse-Wentrup, M., and Schölkopf, B. Causal consistency of structural equation models. In Eli-dan, G., Kersting, K., and Ihler, A. T. (eds.), *Proceedings of the Thirty-Third Conference on Uncertainty in Artificial Intelligence, UAI 2017, Sydney, Australia, August 11-15, 2017*. AUAI Press, 2017.
- Schölkopf, B., Locatello, F., Bauer, S., Ke, N. R., Kalchbrenner, N., Goyal, A., and Bengio, Y. Toward causal representation learning. *Proceedings of the IEEE*, 109(5):612–634, 2021.
- Shpitser, I. and Pearl, J. Identification of Joint Interventional Distributions in Recursive semi-Markovian Causal Models. In *Proceedings of the Twenty-First AAAI Conference on Artificial Intelligence*, pp. 1219–1226, 2006.
- Spirtes, P., Glymour, C. N., and Scheines, R. *Causation, Prediction, and Search*. MIT Press, Cambridge, MA, 2nd edition, 2000.
- Tian, J. *Studies in Causal Reasoning and Learning*. PhD thesis, Computer Science Department, University of California, Los Angeles, CA, 11 2002.
- Tian, J. and Pearl, J. A General Identification Condition for Causal Effects. In *Proceedings of the Eighteenth National Conference on Artificial Intelligence (AAAI 2002)*, pp. 567–573, Menlo Park, CA, 2002. AAAI Press/MIT Press.
- Zhang, J. On the completeness of orientation rules for causal discovery in the presence of latent confounders and selection bias. *Artificial Intelligence*, 172(16):1873–1896, 2008.