

# Removing Popular Faces in Curve Arrangements by Inserting one more Curve\*

Phoebe de Nooijer<sup>1</sup>, Soeren Nickel<sup>2</sup>, Alexandra Weinberger<sup>3</sup>,  
Zuzana Masárová<sup>4</sup>, Tamara Mchedlidze<sup>1</sup>, Maarten Löffler<sup>1</sup>, and  
Günter Rote<sup>5</sup>

- 1 Utrecht University, the Netherlands  
p.denoijer@students.uu.nl | t.mtsentlintze@uu.nl | m.loffler@uu.nl  
2 TU Wien, Austria soeren.nickel@ac.tuwien.ac.at  
3 TU Graz, Austria weinberger@ist.tugraz.at  
4 IST Austria, Austria zuzana.masarova@ist.ac.at  
5 Freie Universität Berlin, rote@inf.fu-berlin.de

## Abstract

A face in a curve arrangement is called *popular* if it is bounded by the same curve multiple times. Motivated by the automatic generation of curved nonogram puzzles, we investigate possibilities to eliminate popular faces in an arrangement by inserting a single additional curve. This turns out to be already NP-hard; however, we present a probabilistic FPT-approach in the number of such faces.

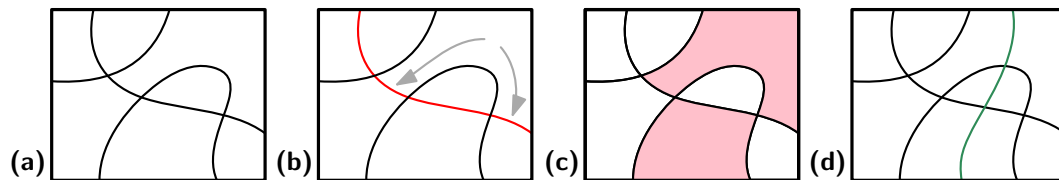
## 1 Introduction

Let  $\mathcal{A}$  be a set of curves which lie inside the area bounded by a closed curve  $F$ , called the *frame*. All curves in  $\mathcal{A}$  are either *closed* or they are *open* with a start and end point on  $F$ . We refer to  $\mathcal{A}$  as a *curve arrangement*, see Figure 1a. We consider only *simple* arrangements, where no three curves meet in a point, and all intersections are crossings (no tangencies).

The arrangement  $\mathcal{A}$  can be seen as an embedded multigraph whose vertices are crossings between curves and whose edges are *curve segments*.  $\mathcal{A}$  subdivides the region bounded by  $F$  into *faces*. We call a face *popular* when it is incident to multiple curve segments belonging to the same curve in  $\mathcal{A}$  (see Figures 1b-c). We study the following problem: is it possible to insert an additional curve  $\ell$  into  $\mathcal{A}$ , such that no faces of  $\mathcal{A} \cup \{\ell\}$  are popular (see Figure 1d)?

**Nonograms.** Our question is motivated by the problem of generating *curved nonograms*. Nonograms, also known as *Japanese puzzles*, *paint-by-numbers*, or *griddlers*, are a popular

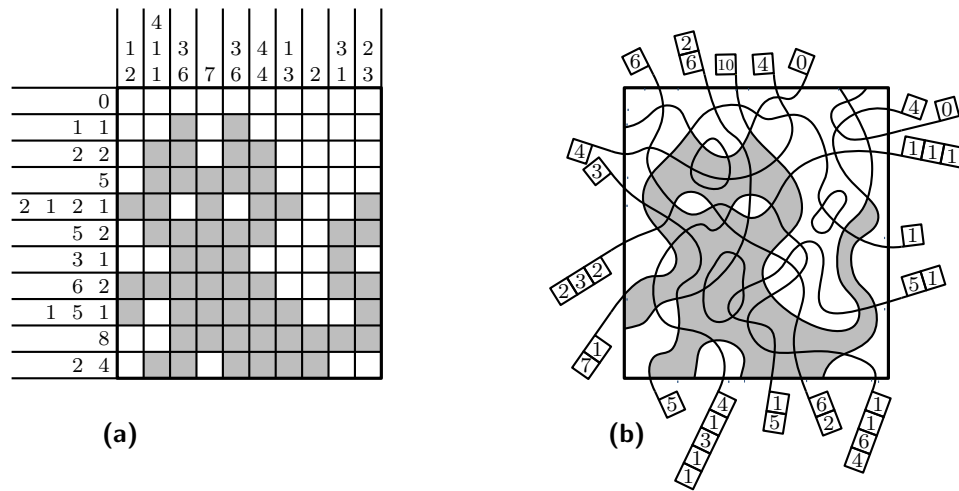
\* A.W. is supported by the Austrian Science Fund (FWF): W1230. The authors are ordered by seniority.



**Figure 1** (a) An arrangement of curves inside a frame. (b) The red curve is incident to the top right face in two disconnected segments, making the face *popular*. (c) All popular faces are highlighted. (d) After inserting an additional curve, no more popular faces remain.

## 38:2 Removing Popular Faces in Curve Arrangements

puzzle type where one is given an empty grid and a set of *clues* on which grid cells need to be colored. A clue consists of a sequence of numbers specifying the numbers of consecutive filled cells in a row or column. A solved nonogram typically results in a picture (see Figure 2 (a)). There is quite some work in the literature on the difficulty of solving nonograms [1, 3, 5].



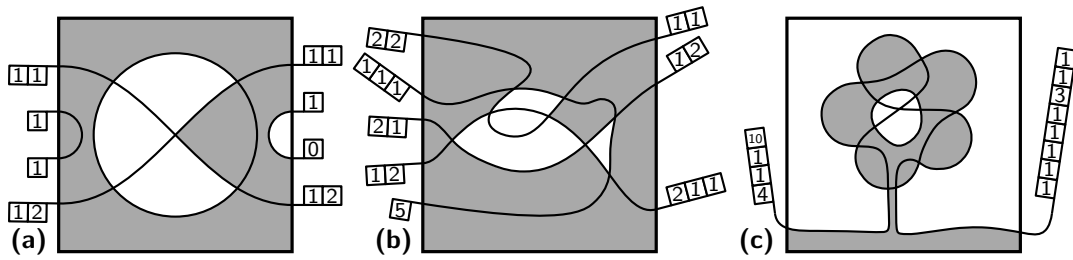
■ **Figure 2** Two nonogram puzzles in solved state. **(a)** A classic nonogram. **(b)** A curved nonogram.

Van de Kerkhof et al. introduced *curved* nonograms, a variant in which the puzzle is no longer played on a grid but on any arrangement of curves [13] (see Figure 2b). In curved nonograms, a clue specifies the numbers of filled faces of the arrangement in the sequence of faces that are incident to a common curve on one side. Van de Kerkhof et al. focus on heuristics to automatically generate such puzzles from a desired solution picture by extending curve segments to a complete curve arrangement.

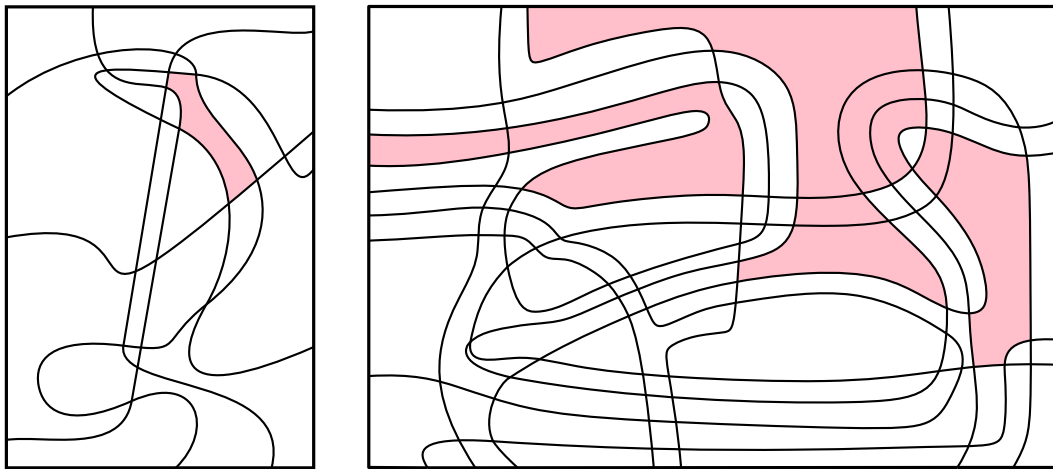
**Nonogram complexity.** Van de Kerkhof et al. observe that curved nonograms come in different flavors of increasing complexity — not in terms of how hard it is to *solve* a puzzle, but how hard it is to understand the rules (see Figure 3). They state that it would be of interest to generate puzzles of a specific complexity level; their generators are currently not able to do so other than by trial and error.

- *Basic* nonograms are puzzles in which each clue corresponds to a sequence of unique faces. The analogy with clues in classical nonograms is straightforward.
- *Advanced* nonograms may have clues that correspond to a sequence of faces in which some faces may appear multiple times because the face is incident to the same curve (on the same side) multiple times. When such a face is filled, it is also counted multiple times; in particular, it is no longer true that the sum of the numbers in a clue is equal to the total number of filled faces incident to the curve. This makes the rules harder to understand, and thus advanced nonograms are only suitable for more experienced puzzle freaks.
- *Expert* nonograms may have clues in which a single face is incident to the same curve on *both* sides. They are even more confusing than advanced nonograms.

It is not hard to see that expert puzzles correspond exactly to arrangements with self-intersecting curves. The difference between basic and advanced puzzles is more subtle; it corresponds exactly to the presence of *popular faces* in the arrangement.



**Figure 3** Three types of curved nonograms of increasing complexity [13], shown with solutions. (a) *Basic* puzzles have no popular faces. (b) *Advanced* puzzles may have popular faces, but no self-intersections. (c) *Expert* puzzles have self-intersecting curves. We can observe closed curves (without clues) in (a) and (c).



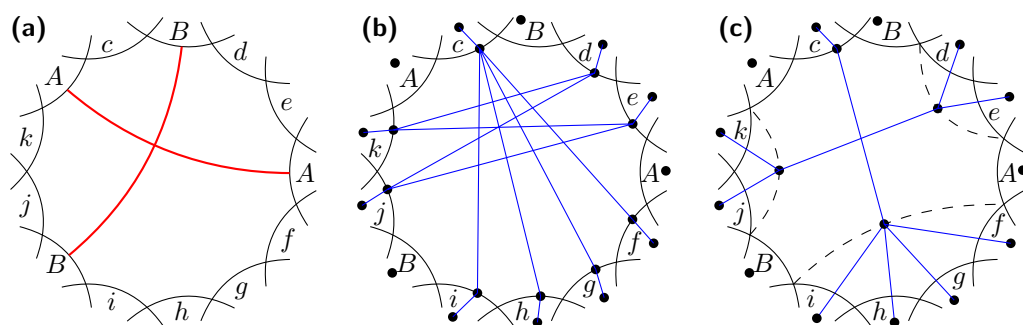
**Figure 4** Some examples of real puzzles (without the clues) with all popular faces highlighted.

One possibility to generate nonograms of a specific complexity would be to take an existing generator and modify the output. In this paper, we explore what we can do by inserting a single new curve into the output arrangement. Clearly, inserting more curves will not get rid of self-intersections, so we focus on changing advanced puzzles into basic puzzles; i.e., removing all popular faces.

**Results.** We show in Section 3 that deciding whether we can remove all popular faces from a given curve arrangement by inserting a single curve – which we call the N1R problem – is NP-complete. However, often the number of popular faces is small, see Figure 4. Hence, we are also interested in the problem parametrized by the number of popular faces  $k$ ; we show in Section 4 that the problem can be solved by a randomized algorithm in FPT time.

## 2 Resolving one Popular Face by Adding a Single Curve

As a preparation, we analyze how a single bad face  $F$  can be resolved. If  $F$  is visited more than twice by some curve, it is easy to see that it cannot be resolved with a single additional curve  $\ell$ , and we can immediately abort. Otherwise, there are *duplicate* edges among the edges of  $F$ , which belong to a curve that visits  $F$  twice. As a visual aid, we indicate each such pair of edges by connecting them with a red *curtain*, see Figure 5a or 6d.



■ **Figure 5** Resolving a popular face  $F$

► **Lemma 1.** *To ensure that a popular face  $F$  becomes unpopular after insertion of a single curve  $\ell$  into the arrangement, it is necessary and sufficient that the curve  $\ell$*

1. *visits the face  $F$  exactly once;*
2. *does not enter or exit through a duplicate edge;*
3. *separates each pair of duplicate edges. In other words,  $\ell$  must cut all curtains.* ◀

The blue segments in Figure 5b show the ways how  $\ell$  may pass through a popular face.

### 3 Removing Popular Faces with a Single Curve is NP-Complete

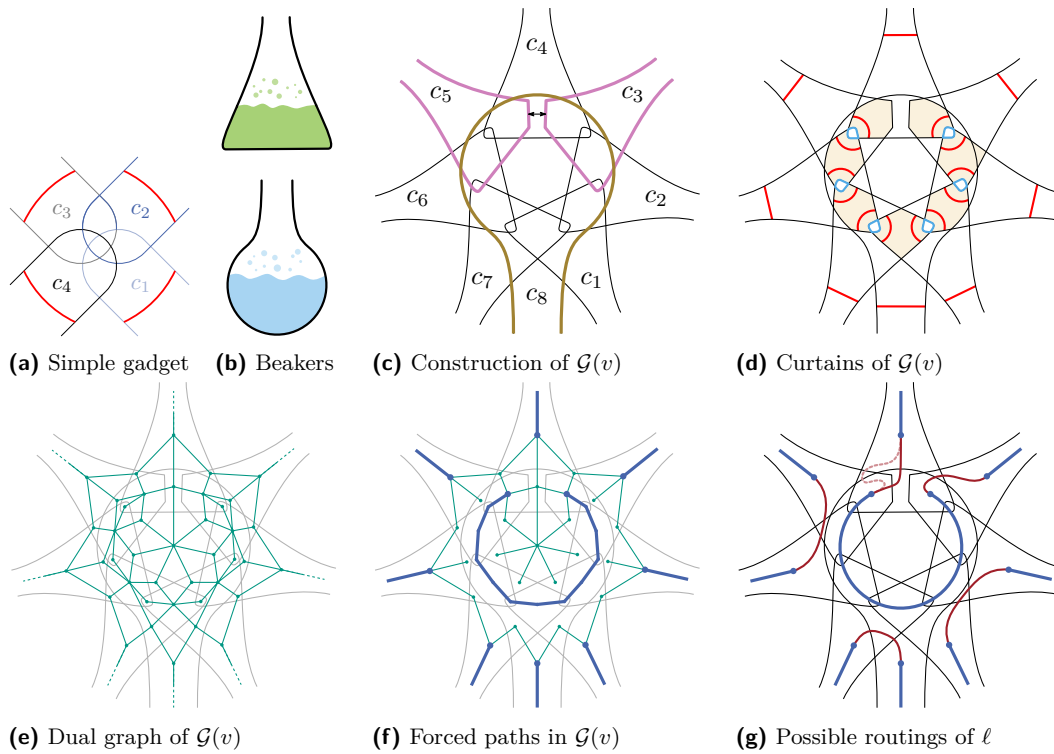
We reduce the NP-hard problem of finding a *non-intersecting Eulerian cycle in a plane graph  $G$* , i.e., a cycle that visits every edge exactly once, such that consecutive edges belong to a common face [2]. We represent every vertex  $v$  and edge  $(u, v)$  in  $G$  by a vertex gadget  $\mathcal{G}(v)$  and an edge gadget  $\mathcal{G}(u, v)$ , consisting of open curves starting and ending at the frame, resulting in a curve arrangement  $\mathcal{A}$ . For detailed constructions and analysis see Appendix A.

Every vertex has even degree. Degree-2 vertices can be eliminated. For degree-4 vertices, we use the simple construction of Figure 6a. For a vertex  $v$  of degree  $d \geq 6$ ,  $\mathcal{G}(v)$  consists of  $d - 1$  curves (*beakers*, see Figure 6b)  $c_1, \dots, c_{d-1}$  placed symmetrically around the location of  $v$ , which extend outwards to form the incident edges. Each beaker intersects four adjacent beakers (two on each side), except for  $c_{d/2-1}$  and  $c_{d/2+1}$  (lilac curves). We place an additional circular beaker  $c_d$  (the brown curve) to form the intersection pattern of Figure 6c.

All popular faces and the curtains in  $\mathcal{G}(v)$  are shown in Figure 6d. To cut all curtains (item 3 in Lemma 1),  $\ell$  has to enter and exit the orange faces through the blue segments. This forces  $\ell$  to traverse these faces (and the degree 2 faces in between) in sequence according to the central blue chain in Figure 6f. To cut the curtains in the open ends of the beakers  $\ell$  also has to traverse them outward as shown by the outer blue parts.

Every curve traversing faces of a curve arrangement  $\mathcal{A}$  corresponds to a path in the dual graph of  $\mathcal{A}$ . Since  $\ell$  is a single curve, all endpoints in  $\mathcal{G}(v)$  have to be matched up without creating closed loops or having  $\ell$  cross itself. Therefore, every endpoint in a beaker  $c_i$  can only be connected to the one in either  $c_{i+1}$  or  $c_{i-1}$ , corresponding to a non-intersecting Eulerian cycle connecting the  $i$ -th edge to its right or left neighboring edge. The inner endpoints also have to be connected, and can only connect to the endpoint in  $c_{d/2}$  and one of  $c_{d/2 \pm 1}$ . This results in two possible connection pairs, one of which is shown in Figure 6g.

The edge gadget  $\mathcal{G}(u, v)$  connects two beakers (one from  $\mathcal{G}(u)$  and  $\mathcal{G}(v)$ ) by routing their open ends close together, placing three curves over them and bending all curves to either side as shown in Figure 7 to form two bundles  $A$  and  $B$  of parallel curves.  $A$  and  $B$  have



**Figure 6** (a) Vertex gadget for degree-4 vertices. (b) Basic beaker shapes. (c) Vertex gadget  $\mathcal{G}(v)$  for a degree-8 vertex, (d) its curtains and (e) the dual graph of  $\mathcal{G}(v)$ . (f) The highlighted orange faces in (d) force the blue connections in the dual graph and restrict the dual graph. (g) One of two symmetric possibilities for the splitting curve  $\ell$ . Light red shows an alternative routing of  $\ell$ .

different curves on the outside and therefore cannot create popular faces between them. As a direct consequence, all popular faces are contained in either a vertex or an edge gadget.

This connects a popular face in  $\mathcal{G}(u)$  to one in  $\mathcal{G}(v)$  via a chain of consecutive popular faces in  $\mathcal{G}(u, v)$  and  $\ell$  has to traverse  $\mathcal{G}(u, v)$  along the thin blue axis. All bundles are routed through the faces and beakers of other edges until they reach the frame (see Figure 8).

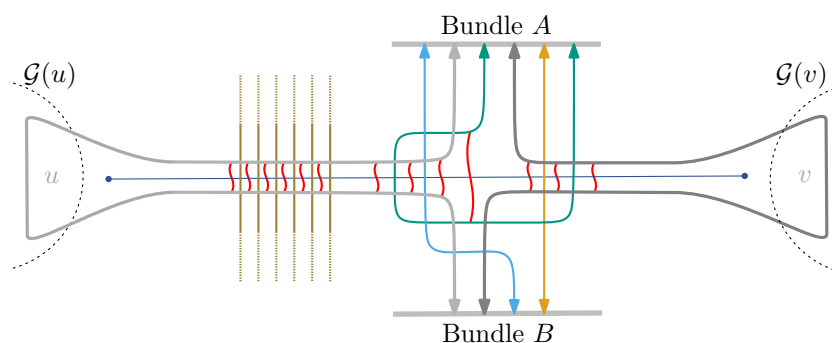
It is now obvious that a curve  $\ell$  visiting all gadgets and splitting all popular faces of an arrangement  $\mathcal{A}$  gives rise to a non-intersecting Eulerian cycle in  $G$ , and vice versa. Since  $\mathcal{A} \cup \ell$  can be represented as a plane graph, we can represent it in polynomial space and verify in polynomial time if it contains any popular faces and we conclude that N1R is NP-complete.

#### 4 Resolving an Arrangement with Few Popular Faces

In this section, we will show that N1R with  $k$  popular faces can be solved by a randomized algorithm in  $O(2^k \text{poly}(n))$  time, thus placing N1R in the class randomized FPT when parameterized by the number  $k$  of popular faces.

We model the problem as a problem of finding a simple (i.e. vertex-disjoint) cycle in a modified dual graph  $G$ , subject to a constraint that certain edges must be visited:

► **Problem (Simple Cycle with Edge Set Constraints).** Given an undirected graph  $G = (V, E)$  and  $k$  subsets  $S_1, S_2, \dots, S_k \subseteq E$  of edges, find a simple cycle, if it exists, that contains exactly one edge from each set  $S_i$ .



■ **Figure 7**  $\mathcal{G}(u, v)$  connects two beakers with three additional curves creating two bundles, which lead into incident faces. Any number of other bundles (brown curves) can cross either beaker.

We have one edge set  $S_i$  for each popular face  $F_i$ . To take care of the conditions of Lemma 1, we use a modified dual graph in which we model the passage through  $F_i$  directly by an edge instead of having a dual node for  $F_i$ , see Figure 5b. On each edge of  $F_i$  that is not a double edge, we place a *terminal node* that represents the entrance or exit through that edge. Inside  $F_i$ , we add an edge between all pairs of terminal nodes that satisfy the conditions of Lemma 1. These edges form the special set of edges  $S_i$  corresponding to the face  $F_i$ .

Outside  $F_i$ , we connect each terminal to the dual node corresponding to the incident face (unless that face is also popular and does not have a dual node; in that case, the node plays the role of terminal node in both faces).

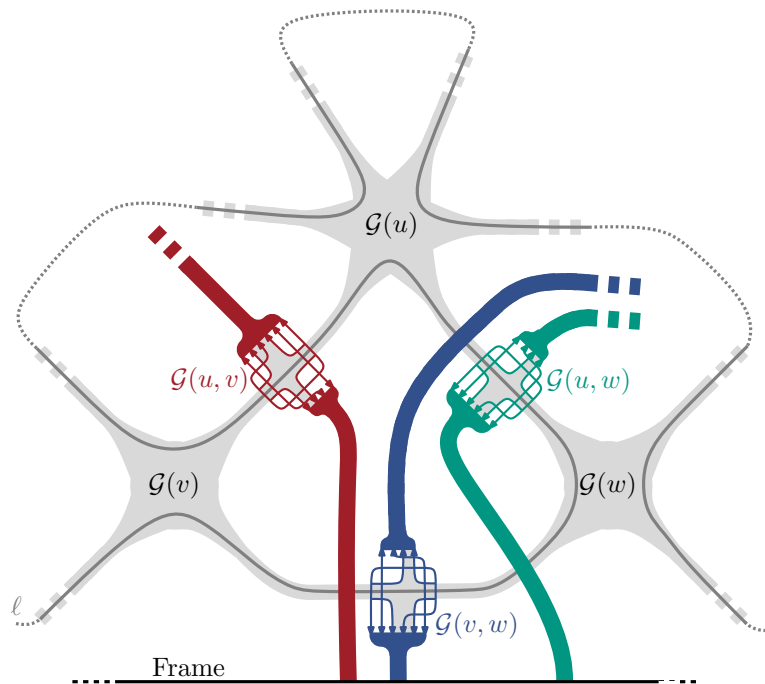
► **Lemma 2.** *The simple cycles in the modified dual graph defined above that use exactly one edge from each set  $S_i$  are in one-to-one correspondence with the curves that can be added to the arrangement so that no popular faces remain.*

If we want, we can force the curve  $\ell$  to start and end at the frame by defining an additional set  $S_i$  containing all edges incident to the dual vertex of the outer face.

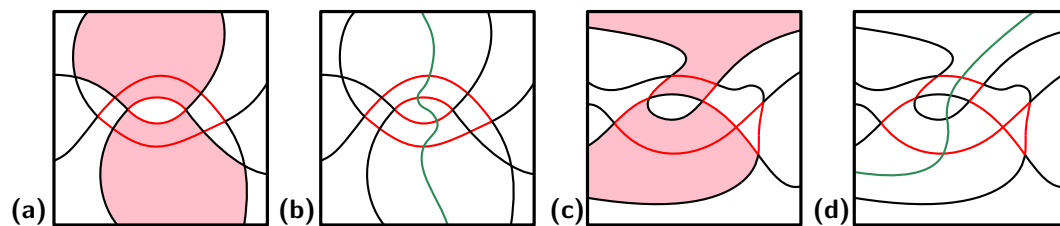
Now we apply a randomized algorithm for the edge-set constrained simple cycle problem, adapting an algorithm of Björklund, Husfeldt, and Taslaman [4], which computes simple paths through  $k$  specified vertices or (single) edges. Our focus on edges instead of vertices actually makes the algorithm simpler: it avoids certain technicalities that are associated with visiting the same edge twice in succession. The extension to *sets* of edges is straightforward.

► **Theorem 3.** *The problem Simple Cycle with Edge Set Constraints with  $k$  edge sets in a graph with  $n$  vertices can be solved with a randomized algorithm in  $O(2^k \text{poly}(n))$  time.*

The algorithm assigns a random weight  $w(e)$  from a sufficiently large finite field  $F$  of characteristic 2 to every edge  $e$ . The weight of a (possibly nonsimple) walk  $c = (e_1, \dots, e_m)$  of length  $m$  is defined as the product  $\gamma(c) = \prod_{e \in c} w(e) \in F$  of the edge weights. The algorithm then computes in a dynamic-programming fashion sums of weights of certain sets  $C$  of walks. Each set  $C$  is characterized by the length of the walks, by their starting point and endpoint, and by the subset of edge sets  $\mathcal{S}$  that are visited. Eventually, the algorithm computes the sequence  $T_m$ ,  $m = 1, 2, \dots, n$  of sums of closed walks of length  $m$  which use exactly one edge from each  $S_i$ . (This condition is explicitly enforced by the dynamic-programming recursion, leading to the factor  $2^k$ .) The condition that the walk should be simple is guaranteed by the trickery of the field  $F$  of characteristic 2: If a walk  $c$  contains a cycle, it can be matched with another walk  $c'$  that uses the same set of edges, but visits the cycle in reverse order. Therefore  $\gamma(c') = \gamma(c)$ , and  $\gamma(c) + \gamma(c') = 0$  in  $F$ . It is ensured that every nonsimple walk is



■ **Figure 8** Schematic representation of three vertex and edge gadgets. The bundles are routed through beakers of other edges ending at the frame (partially shown at the bottom of the figure). A possible routing of  $\ell$  is shown in dark gray.



■ **Figure 9** Input (a,c) and resulting output (b,d) generated by the implementation; the green curve is the curve with the smallest number of crossings that resolves the popular faces.

matched exactly once, and hence the nonsimple walks cancel in the sums  $T_m$ . If the shortest simple walk has  $m$  edges, it follows that  $T_1 = T_2 = \dots = T_{m-1} = 0$ , and it can be shown that  $T_m$  is nonzero with high probability. In this case, such a simple walk can be constructed in  $O(2^k \text{poly}(n))$  time. See Appendix B for details.

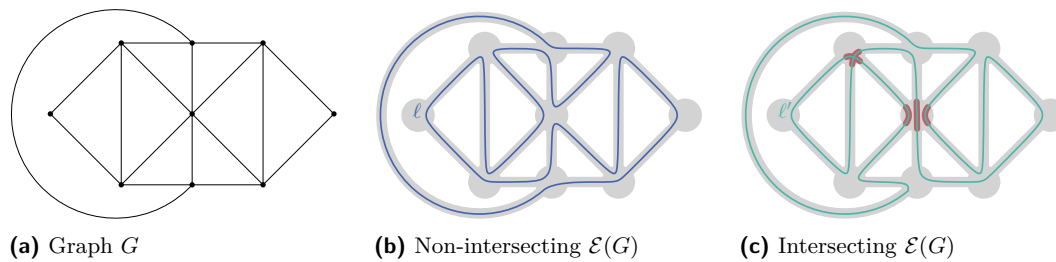
Our construction of the modified dual graph incurs a quadratic blowup in the number of edges, since we connect all terminals between two runs of consecutive edges. This blowup can be avoided: We cut off each run of consecutive edges, like  $fghi$ , by an additional edge (shown dotted in Figure 5c) and place a single terminal node there. Now, one has to take care that the cycle does not use two such terminal edges in succession, like the edges crossing  $f$  and  $h$ , because such a cycle would not correspond to a valid curve. This constraint must be added to the problem definition, and the algorithm modified accordingly, see Appendix D.

Figure 9 shows initial results of an implementation of our algorithm on two small test instances. More details and test results will be given in the full version.

## References

- 1 Kees Joost Batenburg and Walter A. Kosters. On the difficulty of nonograms. *ICGA Journal*, 35(4):195–205, 2012. doi:10.3233/ICG-2012-35402.
- 2 Samuel W. Bent and Udi Manber. On non-intersecting Eulerian circuits. *Discrete Applied Mathematics*, 18(1):87–94, 1987. doi:10.1016/0166-218X(87)90045-X.
- 3 Daniel Berend, Dolev Pomeranz, Ronen Rabani, and Ben Raziel. Nonograms: Combinatorial questions and algorithms. *Discrete Applied Mathematics*, 169:30–42, 2014. doi:10.1016/j.dam.2014.01.004.
- 4 Andreas Björklund, Thore Husfeld, and Nina Taslaman. Shortest cycle through specified elements. In *Proceedings of the Twenty-Third Annual ACM-SIAM Symposium on Discrete Algorithms*, SODA '12, pages 1747–1753, USA, 2012. Society for Industrial and Applied Mathematics. doi:2095116.2095255.
- 5 Yen-Chi Chen and Shun-Shii Lin. A fast nonogram solver that won the TAAI 2017 and ICGA 2018 tournaments. *ICGA Journal*, 41(1):2–14, 2019. doi:10.3233/ICG-190097.
- 6 Richard A. DeMillo and Richard J. Lipton. A probabilistic remark on algebraic program testing. *Inf. Process. Lett.*, 7(4):193–195, 1978. doi:10.1016/0020-0190(78)90067-4.
- 7 R. M. Karp. Dynamic programming meets the principle of inclusion and exclusion. *Oper. Res. Lett.*, 1:49–51, 1982.
- 8 Jianqiang Luo, Kevin D. Bowers, Alina Oprea, and Lihao Xu. Efficient software implementations of large finite fields  $GF(2^n)$  for secure storage applications. *ACM Trans. Storage*, 8(Article 2):2:1–2:27, 2012. doi:10.1145/2093139.2093141.
- 9 James S. Plank, Kevin M. Greenan, and Ethan L. Miller. A complete treatment of software implementations of finite field arithmetic for erasure coding applications. Technical Report UT-CS-13-717, EECS Department, University of Tennessee, October 2013. URL: <http://web.eecs.utk.edu/~jplank/plank/papers/UT-CS-13-717.html>.
- 10 James S. Plank, Ethan L. Miller, Kevin M. Greenan, Benjamin A. Arnold, John A. Burnum, Adam W. Disney, and Allen C. McBride. GF-Complete: A comprehensive open source library for Galois field arithmetic, January 2015. Revision 1.03. URL: <https://github.com/ceph/gf-complete>.
- 11 Jacob T. Schwartz. Fast probabilistic algorithms for verification of polynomial identities. *J. ACM*, 27(4):701–717, 1980. doi:10.1145/322217.322225.
- 12 Victor Shoup. *A Computational Introduction to Number Theory and Algebra*. Cambridge University Press, 2nd edition, 2008. URL: <https://shoup.net/ntb>.
- 13 Mees van de Kerkhof, Tim de Jong, Raphael Parment, Maarten Löffler, Amir Vaxman, and Marc J. van Kreveld. Design and automated generation of Japanese picture puzzles. *Comput. Graph. Forum*, 38(2):343–353, 2019. doi:10.1111/cgf.13642.
- 14 Magnus Wahlström. Abusing the Tutte matrix: An algebraic instance compression for the  $K$ -set-cycle problem. In Natacha Portier and Thomas Wilke, editors, *30th International Symposium on Theoretical Aspects of Computer Science (STACS 2013)*, volume 20 of *Leibniz International Proceedings in Informatics (LIPIcs)*, pages 341–352, Dagstuhl, Germany, 2013. Schloss Dagstuhl–Leibniz-Zentrum für Informatik. doi:10.4230/LIPIcs.STACS.2013.341.





**Figure 10** The graph  $G$  (a) contains both a non-intersecting (b) and an intersecting (c) Eulerian cycle  $\mathcal{E}(G)$ . Constellations, which are counted as crossings in  $\mathcal{E}(G)$  are marked in red in (c).

## A Detailed NP-completeness Proof of N1R

In order to prove NP-completeness of N1R, we need to (i) reduce another NP-hard problem to N1R, which shows NP-hardness (Section A.2) and (ii) proof that a certificate for N1R, i.e., a solution to the problem can be represented in polynomial space (it is polynomially balanced) and verified in polynomial time (it is polynomially verifiable), which shows NP-containment (Section A.2.3). Note that this reduction assumes  $\ell$  to be a closed loop, however it can easily be adapted to work for an open curve  $\ell'$  starting and ending at the frame (see Section A.3). We start by introducing some general concepts in the next section.

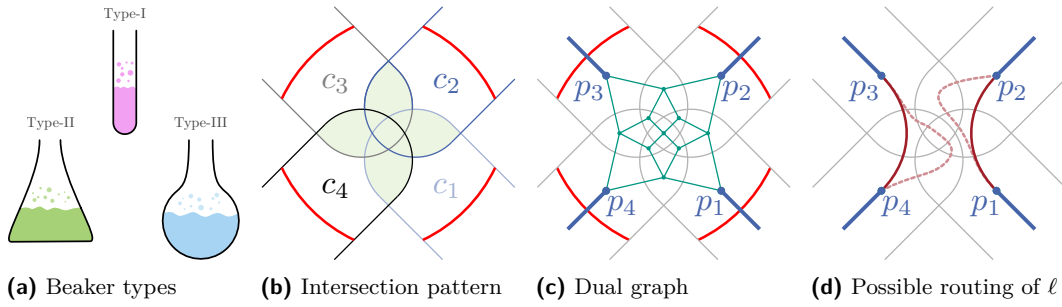
### A.1 Graph Concepts and Eulerian Cycles

A *plane* graph  $G = (V, E)$  is a planar graph, which is embedded into the plane and such has at every vertex  $v$  a specified radial order of edges around  $v$ . We assume that every edge has a specific *start vertex* and *end vertex* and we say an edge *belongs* to a face of  $G$ , if it is on the boundary of that face. A *Eulerian cycle*  $\mathcal{E}(G)$  in a graph  $G$  is a permutation of all edges  $E$ , s.t., for every pair of two consecutive edges  $e_i, e_{i+1}$  in  $\mathcal{E}(G)$  the end vertex of  $e_i$  is the start vertex of  $e_{i+1}$  (note that the last and the first edge are also considered to be consecutive in  $\mathcal{E}(G)$ ). If such a cycle exists, we say  $G$  *contains* a Eulerian cycle  $\mathcal{E}(G)$ . A Eulerian cycle  $\mathcal{E}(G)$  is *non-intersecting* if for every pair of two consecutive edges  $e_i, e_{i+1}$  in  $\mathcal{E}(G)$  there exists a face  $f$ , s.t.,  $e_i$  and  $e_{i+1}$  both belong to  $f$ .

Intuitively speaking a non-intersecting Eulerian cycle is a cyclical not self-intersecting curve  $\ell$ , which can be drawn on top of a plane drawing of  $G$  in which all vertices are disks, s.t.,  $\ell$  is drawn across all edges exactly once (an example is shown in Figure 10). However note the caveat that the constellation in the center vertex of Figure 10c is also not permitted, as the top and bottom edge are traversed consecutively by  $\ell$ , but do not have a face in common.

► **Problem (Non-Crossing Eulerian Cycle).** Given a graph  $G$ , decide whether  $G$  contains a non-intersecting Eulerian cycle  $\mathcal{E}(G)$ .

The Non-Crossing Eulerian Cycle problem was proven to be NP-complete by Bent and Manber [2]. Note that while this question is NP-complete on general graphs, some trivial assumptions can be made on the input. First, any graph containing vertices of odd degree clearly can not contain any Eulerian cycle. Second, let  $G$  be a graph containing a vertex  $v$  of degree two and let  $G'$  be the graph obtained by contracting either one or the other incident edge of  $v$ . Then  $G$  contains an Eulerian cycle if and only if  $G'$  contains an Eulerian cycle. Therefore for every graph  $G$  containing a vertex of degree two, we can obtain a graph  $G''$ , in which no such vertex exists and which contains an Eulerian cycle if and only if  $G$  contained



**Figure 11** (a) Basic beaker curve shapes used to create vertex gadgets. (b) The simple vertex gadget for vertices of degree four is made up of four type-I beakers. The green area is the inside of the gadget. (c) Any path in the dual graph of the gadget can only exit the gadget through a face containing a  $p_i, i \in \{1, 2, 3, 4\}$ . (d) A possible curve  $\ell$  in red with some alternative routings, which still connect the same endpoints in light red.

an Eulerian cycle, by repeatedly contracting such edges.

From these two observations, we formulate the following problem, which clearly remains NP-complete.

► **Problem (Reduced Non-Crossing Eulerian Cycle (rNCEC)).** Given a graph  $G = (V, E)$ , s.t. the vertex degree  $\delta(v)$  of any vertex  $v \in V$  is even and  $\delta(v) \geq 4$ , decide whether  $G$  contains a non-intersecting Eulerian cycle  $\mathcal{E}(G)$ .

In this reduction, we will also use the dual graph  $\mathcal{A}^d$  of a curve arrangement  $\mathcal{A}$ . In particular, note that any curve  $\ell$  traversing  $\mathcal{A}$  and crossing a sequence of faces  $F_1, \dots, F_k$  in that order, can be expressed as a path  $P = (F_1, \dots, F_k)$  in  $\mathcal{A}^d$ .

## A.2 NP-Completeness Reduction

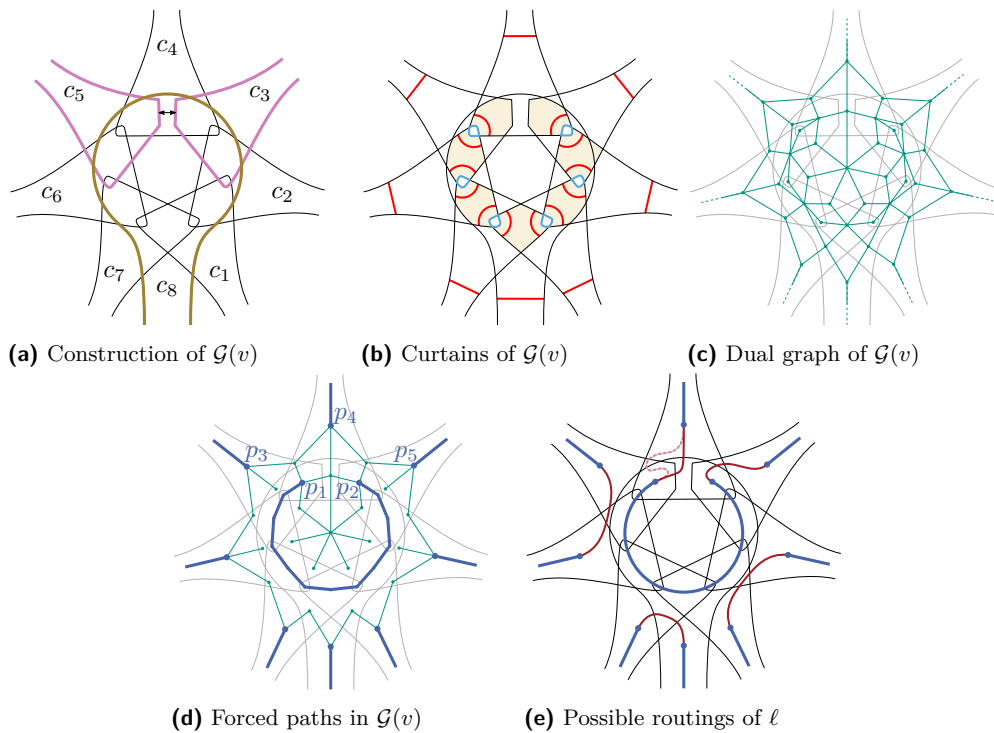
We will present a complete reduction in polynomial time from rNCEC to N1R, i.e., we will create a curve arrangement  $\mathcal{A}$  containing popular faces based on an input  $G$  of rNCEC, s.t. there exists a curve  $\ell$ , where  $\mathcal{A} \cup \ell$  contains no popular faces if and only if  $G$  contains a non-intersecting Eulerian cycle  $\mathcal{E}(G)$ .

The reduction is gadget based. We will represent every vertex  $v \in V$  with a vertex gadget  $\mathcal{G}(v)$  and every edge  $e = (u, v) \in E$  with an edge gadget  $\mathcal{G}(e)$  (or  $\mathcal{G}(u, v)$ ). Both gadgets are sets of curves starting and ending at the frame, s.t.,  $\bigcup_{v \in V} \mathcal{G}(v) \cup \bigcup_{e \in E} \mathcal{G}(e) = \mathcal{A}$ .

### A.2.1 Vertex Gadgets

All vertex gadgets consist of curves in one of three basic shapes shown in Figure 11a, which we call beakers. Generally speaking, we will place one beaker per incident edge of  $v$ , at the position of  $v$ , all rotated differently, s.t., their *bases* (the lower ends in Figure 11a) overlap to form specific overlap patterns. The *opening* of each beaker (the upper ends in Figure 11a) will point outwards. The specific construction is dependent on the vertex degree. We use two variants of the vertex gadget. The *simple* vertex gadget is used for vertices of degree four, while all other vertices use the *regular* vertex gadget.

Let  $v$  be a vertex of degree four. Its simple vertex gadget  $\mathcal{G}(v)$  consists of four type-I beakers, i.e. one per incident edge, which all pairwise intersect and are rotated in 90 degree offsets to form the intersection pattern of Figure 11b (the figure also already includes the four curtains of the small vertex gadget). We will refer to the green region in Figure 11b as



**Figure 12** (a) Vertex gadget  $\mathcal{G}(v)$  for a degree-8 vertex  $v$ , (b) its curtains and (c) the resulting dual graph of  $\mathcal{G}(v)$ . (d) The highlighted orange faces in (b) force the blue connections in the dual graph and restrict the dual graph. (e) One of two symmetric possibilities for the splitting curve  $\ell$ . Light red shows a different possible routing of  $\ell$ .

the *inside* of  $\mathcal{G}(v)$ . Any curtain in  $\mathcal{G}(v)$  forces  $\ell$  to cross the curtain and enter the inside of  $\mathcal{G}(v)$ . Since  $\ell$  is a single curve (or in our case a closed loop), it can not have any open ends.

Therefore the four open ends (blue nodes in Figure 11c) have to be connected to another open end. Looking at the dual graph of  $\mathcal{G}(v)$  (green edges and nodes in Figure 11c), we can see that any path from  $p_1$ , which enters the inside of  $\mathcal{G}(v)$  and would connect to an open end, which is neither  $p_1, p_2$  nor  $p_3$ , clearly has to contain one of these nodes. Since every node in the cycle in  $\mathcal{A}^d$  representing  $\ell$  can only be adjacent to two edges in that cycle, any open endpoint of  $\ell$  in  $\mathcal{G}(v)$  can only be connected to another open endpoint in the same  $\mathcal{G}(v)$ . Further note that for any two paths  $P_1 = (p_1, \dots, p_3)$  and  $P_2 = (p_2, \dots, p_4)$ , which enter the inside of  $\mathcal{G}(v)$ , we know that  $P_1 \cap P_2 \neq \emptyset$ , i.e., two such paths necessarily cross.

Therefore there are only two valid options of connecting these endpoints, i.e.,  $p_1$  to  $p_2$  and  $p_3$  to  $p_4$  (shown in Figure 11d) or  $p_1$  to  $p_4$  and  $p_2$  to  $p_3$ . These two options correspond to a non-intersecting Eulerian cycle connecting the  $i$ -th edge to its right or left neighboring edge at  $v$ . Note that the exact routing of  $\ell$  can vary inside of  $\mathcal{G}(v)$ .

The regular vertex gadget used for any vertex  $v$  of degree  $\delta(v) > 4$  is slightly more complex. We place  $\delta(v) - 1$  type-II beakers  $c_1, \dots, c_{\delta(v)-1}$  symmetrically around the location of  $v$  (Figure 12a). Each beaker intersects four adjacent beakers (two on each side), with the exception that  $c_{d/2-1}$  and  $c_{d/2+1}$  (lilac curves in Figure 12a) do not intersect. We place an additional type-III beaker  $c_d$  (the brown curve in Figure 12a) that surrounds all bases of the type-I beakers and protrudes between  $c_{d-1}$  and  $c_1$ , such that the intersection pattern of Figure 12a arises.

All popular faces and the curtains in  $\mathcal{G}(v)$  are shown in Figure 12b and the dual of

the construction is shown in Figure 12c. First note that the faces highlighted with a blue boundary in Figure 12b are of degree two. By Lemma 1, if  $\ell$  enters such a face  $f$  by crossing one boundary it has to leave  $f$  by crossing the other boundary. Next note that the orange faces, which contain curtains, contain only one boundary curve segment between two occurrences of the same curve (which forms the curtain in the first place). Again by Lemma 1, the in-between curve segment has to be crossed by  $\ell$ . Moreover, these curve segments are also part of the boundary of the faces highlighted in blue and there is a connected chain of  $\delta(v) - 2$  blue and  $\delta(v) - 3$  orange faces, which force  $\ell$  to traverse the inner blue path in the dual as shown in Figure 12d leaving two open ends in the first and last orange face of Figure 12b. If a face has two boundary segments, which must be traversed by  $\ell$ , it can not be visited by  $\ell$  again and therefore edges in the dual, which have at least one endpoint corresponding to such a face have been deleted from the dual in Figure 12d. Finally the curtains in the openings of the beakers force the outer blue endpoints of  $\ell$  exactly as they did in the simple vertex gadget.

Now we analyze (similar to the simple vertex gadget), which of these endpoints can be connected with each other starting with the outer endpoints. Clearly any endpoint in an opening of  $c_i$  can only be connected to an endpoint in either  $c_{i+1}$  or  $c_{i-1}$ , since any path to a different endpoint would contain one of these endpoints. The two inner endpoints  $p_1, p_2$  can not be connected to each other, since  $\ell$  has to be one single curve. Also any path from  $p_1$  to an endpoint, which is not  $p_3$  or  $p_4$  (as labeled in Figure 12d), will contain one of these endpoints and therefore  $p_1$  can only be connected to one of these endpoints. A similar argument holds for  $p_2$  the two endpoints  $p_4$  and  $p_5$ .

Finally assume that  $p_1$  and  $p_2$  are connected to  $p_3$  and  $p_5$  respectively. In that case, any path connecting  $p_4$  with another endpoint has to contain one of these endpoints and therefore this connection is also not possible. This means either  $p_1$  or  $p_2$  is connected to  $p_4$ . In the first case  $p_2$  is connected to  $p_5$  and  $p_3$  to its right neighbor (which is shown in Figure 12e), and the latter case is symmetric. Both cases again correspond to a non-intersecting Eulerian cycle connecting the  $i$ -th edge to its right or left neighboring edge at  $v$ . Note that in both cases, it is impossible for  $\ell$  to exit  $\mathcal{G}(v)$  other than over the outgoing blue segments inside the openings of the beakers.

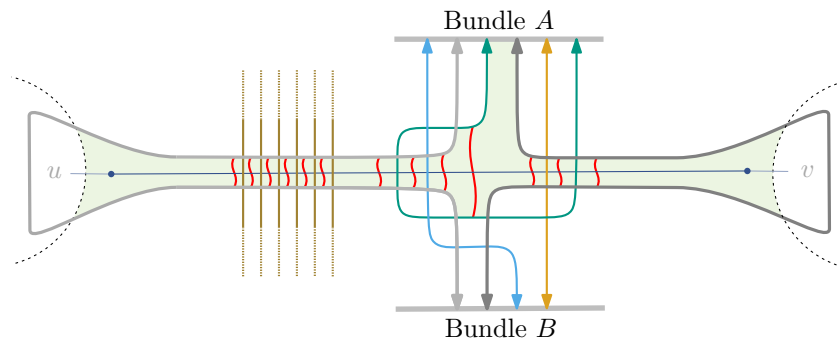
We now have placed vertex gadgets for all vertices, which all require  $\ell$  to connect to an endpoint in each opening of a beaker. With these openings, we will now construct the edge gadgets.

## A.2.2 Edge Gadgets

Let  $e = (u, v) \in E$  be an edge in  $G$ . Then there are two vertex gadgets  $\mathcal{G}(u)$  and  $\mathcal{G}(v)$  already placed. In particular, we placed one beaker in the gadgets per incident edge at  $u$  or  $v$ .

We will now elongate the open ends of these beakers and route them along the edge  $e$  according to the embedding of  $G$  given in the input (recall that  $G$  is a plane graph) until they are both almost at the center point of  $e$ . Now we bend one end of each beaker to the left and one to the right, routing them into the faces  $f_1, f_2$ , which are incident to  $e$ . These two sets of parallel curves are called *bundles*  $A$  and  $B$ . Additionally, we place three more curves on top, such that the intersection pattern of Figure 13 (excluding the brown curves) arises.

This connects a popular face in  $\mathcal{G}(u)$  to one in  $\mathcal{G}(v)$  via a chain of consecutive popular faces in  $\mathcal{G}(u, v)$  (the faces highlighted in green in Figure 13). This property is preserved even if an arbitrary number of curves crosses the opening of a beaker (e.g. the brown curves in Figure 13). Moreover, on the boundary of every such popular face (other than the left and right-most faces containing the blue endpoints), there are exactly two curve segments, which



■ **Figure 13** The edge gadget  $\mathcal{G}(u, v)$  connects two beakers from  $\mathcal{G}(u)$  and  $\mathcal{G}(v)$  with three additional curves. Open ends of all curves are collected into two bundles of parallel curves that lead into the incident faces. All faces inside the two beakers are popular and connected via a chain of popular faces in  $\mathcal{G}(u, v)$  (marked with a green backdrop). Any number of other bundles (brown curves) can cross either beaker.

are both adjacent to the same double occurring curve on either side. By Lemma 1,  $\ell$  has to traverse  $\mathcal{G}(u, v)$  along the thin dark-blue axis crossing all such curve segments. In particular, note that  $\ell$  can not exit to the outside of the green faces and therefore has to connect to the outgoing curve inside the opening of the beakers on either side (and by extension to the parts of  $\ell$  inside  $\mathcal{G}(u)$  and  $\mathcal{G}(v)$ ).

It is left to describe how the open ends of the curves in the bundles are routed to the frame (since all curves other than  $\ell$  have start and end at the frame). Since any bundle can cross beakers whose curves are not involved in that bundle (as shown with the brown curves), we can route all bundles along the shortest path in the dual of  $G$  to the outer face of  $G$ , and then connect them to the frame. This will never require two bundles to cross, since we can define a unique shortest path from any face to the outer face if multiple shortest paths exist, and bundles can be routed along the same edges in the dual graph in parallel, see also Figure 8.

Note that, since the curves in the bundles will remain parallel, a popular face between two bundles could only ever be created through a double occurrence of a curve on the outside of a bundle. Since both  $A$  and  $B$  have unique curves as their outside curves, we will not create any popular faces between two bundles and we can state the following observation.

► **Observation 1.** All popular faces in  $\mathcal{A}$  are contained in either a vertex gadget or an edge gadget.

### A.2.3 NP-completeness

We are now ready to prove the following theorem.

► **Theorem 4.** *M1R is NP-complete.*

**Proof.** Assume we are given an Eulerian cycle  $\mathcal{E}(G)$  of  $G$ . We choose a random edge  $e = (u, v)$  in the permutation and start drawing  $\ell$  at the endpoint inside the beaker of  $\mathcal{G}(u, v)$  originating from  $\mathcal{G}(v)$  along the thin blue axis crossing all popular faces as described in Section A.2.2. This will end at an open endpoint inside  $\mathcal{G}(u)$ . At this point we either connect to left or right endpoint according to the next edge in  $\mathcal{E}(G)$  (which is possible, since  $\mathcal{E}(G)$  is non-intersecting). We make this connection either directly or via the forced inner circular part of  $\ell$  in  $\mathcal{G}(u)$  if one of the two involved endpoints is in beaker  $c_{\delta(u)/2}$ . These connections

### 38:14 Removing Popular Faces in Curve Arrangements

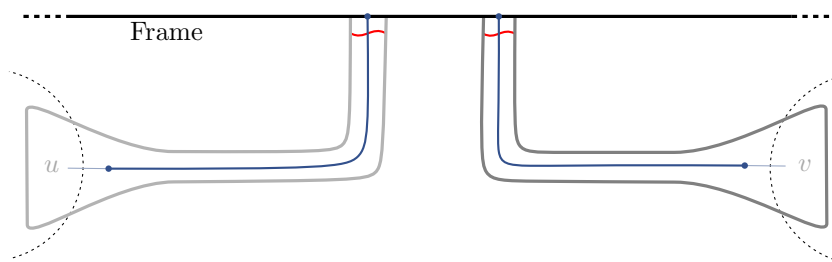
are made as described in Section A.2.1. Now we are again at an endpoint in a beaker. We can repeat this procedure until we cycle back to  $e$ , at which point we will have reconnected to our starting point. Since  $\mathcal{E}(G)$  by definition visits every edge exactly once, before cycling back to the first edge, we know that every popular face in the edge gadgets is split. Moreover since  $\mathcal{E}(G)$  visits every vertex  $v$  exactly  $\delta(v)/2$  times and  $\mathcal{E}(G)$  is non-intersecting, we know that one of the two possible ways of connecting all endpoints in  $\mathcal{G}(v)$  can be chosen to resolve all popular faces in  $\mathcal{G}(v)$  (and all other vertex gadgets). Since by Observation 1 there are no other popular faces in  $\mathcal{A}$ ,  $\mathcal{A} \cup \ell$  does not contain any popular faces.

Now assume we are given a curve  $\ell$ , s.t.  $\mathcal{A} \cup \ell$  does not contain any popular faces. The order in which  $\ell$  traverses all edge gadgets gives us a permutation of all edges. Since both variants of resolving all popular faces in a vertex gadget connect any endpoint only to an endpoint in a neighboring beaker, consecutive edges in this permutation share an endpoint and both belong to the same face. Therefore this permutation is a non-intersecting Eulerian cycle. With this we have shown that there exists a curve  $\ell$ , s.t.,  $\mathcal{A} \cup \ell$  contains no popular faces, if and only if  $G$  contains a non-intersecting Eulerian cycle and therefore N1R is NP-hard.

We can represent  $\mathcal{A}$  as a graph by introducing vertices at intersection points of curves and connecting vertices corresponding to consecutive intersection points along curves. We will call such a graph a certificate of N1R. Such a certificate is clearly of polynomial size (it is polynomially balanced). Moreover, we can check in polynomial time, if such a graph contains faces, which are bounded by two or more edges, which originated from the same curve (it is polynomially verifiable). These two criteria are sufficient to show NP-containment. This concludes the proof. ◀

### A.3 Adaptation to Open Splitting Curves

The above reduction assumes that  $\ell$  is a closed loop. It can easily be adapted to work for open curves, i.e., we can create the arrangement  $\mathcal{A}$ , for which there exists an open curve  $\ell'$  starting and ending at the frame, s.t.  $\mathcal{A} \cup \ell'$  does not contain any popular faces, if and only if  $G$  contains a non-intersecting Eulerian cycle  $\mathcal{E}(G)$ .



■ **Figure 14** By routing both ends of an open beaker in parallel to the frame, we force  $\ell$  to start (or end) at the frame between the two connection points of the beaker.

The reduction creates  $\mathcal{A}$  in the same fashion as above, except that we do not add the edge gadget for exactly one edge  $e_o = (v_o, u_o)$  on the outer face of  $G$ . Instead, the open curves of the openings of the beakers in  $\mathcal{G}(u_o)$  and  $\mathcal{G}(v_o)$ , which would normally form the edge gadget  $\mathcal{G}(u_o, v_o)$  are simply connected to the frame. This forces  $\ell'$  to start (and end) at the frame between the points at which the beakers connects to the frame, in order to properly split the popular face in the opening of these beakers. It is now easy to see that all other properties still hold and N1R remains NP-complete even when  $\ell'$  can be an open curve.

## B Simple Cycle with Edge Set Constraints

► **Problem (Simple Cycle with Edge Set Constraints).** Given an undirected graph  $G = (V, E)$  and  $k$  subsets  $S_1, S_2, \dots, S_k \subseteq E$  of edges, find a simple cycle, if it exists, that contains exactly one edge from each set  $S_i$ . (The sets  $S_i$  don't have to be disjoint.)

We will describe a randomized algorithm for this problem, extending an algorithm of Björklund, Husfeld, and Taslaman [4].

► **Theorem 5.** *The problem Simple Cycle with Edge Set Constraints on a graph with  $n$  vertices and  $m \geq n$  edges can be solved with a randomized Monte-Carlo algorithm in  $O(2^k mn^2 \log \frac{2m}{n} \cdot |V(S_1)| \cdot W)$  time and  $O(2^k n + m)$  space, with probability at least  $1 - 1/n^W$ , for any  $W \geq 1$ . Here,  $V(S_1)$  denotes the set of vertices of the edges in  $S_1$ .*

*Alternatively, there is an algorithm which needs only polynomial space, namely  $O(kn + m)$ , at the expense of an additional factor  $k$  in the runtime.*

*Both algorithms find the cycle with the smallest number of edges if it exists (with high probability).*

*The model of computation is the Word-RAM with words of size  $\Theta(\log n)$ .*

We first give a high-level overview of the algorithm. We start by assigning random weights to the edges from a sufficiently large finite field  $\mathbb{F}_q$  of characteristic 2. We then compute the sum of weights of certain closed directed *walks* (with vertex and edge repetitions allowed) in a dynamic-programming fashion. We have to anchor these walks at some starting vertex  $b$ , and we choose  $b$  to be one of the vertices incident to an edge of  $S_1$ . For each such vertex  $b$ , and for increasing lengths  $l = 1, 2, \dots, n$ , the algorithm computes the quantity  $\hat{T}_b(l)$ , which is the sum of the weights of all closed walks that

- start and end at  $b$ ,
- have their first edge in  $S_1$ ,
- use exactly one edge from each set  $S_i$  (and use it only once),
- and consist of  $l$  edges.

If we consider the edge weights as indeterminates, we can regard  $\hat{T}_b(L)$  as a multivariate polynomial in these variables. We can then apply the following lemma, which is a straightforward adaptation of a lemma of Björklund et al. [4], and whose proof will be given below in Section B.5.

► **Lemma 6.** *Let  $L$  be the length of a shortest simple cycle satisfying the edge set constraints that goes through an edge of  $S_1$  that has  $b$  as one of its endpoints. Then the polynomial  $\hat{T}_b(L)$  is homogeneous of degree  $L$  and is not identically zero. All polynomials  $\hat{T}_b(l)$  with  $l < L$  are identically zero.*

It follows from the Schwartz-Zippel Lemma [6, 11] that, for randomly chosen weights in  $\mathbb{F}_q$ ,  $\hat{T}_b(L)$  is nonzero with probability at least  $1 - L/q \geq 1 - n/q$ .

Thus, if we choose  $q > n^2$ , we have a success probability of at least  $1 - 1/n$  for finding the shortest cycle when we evaluate the quantities  $\hat{T}_b(l)$  for increasing  $l$  until they become nonzero. The success probability can be boosted by repeating the experiment with new random weights.

The algorithm may err by not finding a solution although a solution exists, or by finding a solution which is not shortest. (By construction, any solution that is found will always be a simple cycle that satisfies the edge set constraints.)

In the following, we will first discuss how we can compute the quantities  $\hat{T}_b(l)$ , and the runtime and space requirement for this calculation. Then we will describe the method for

actually recovering the cycle after we have found a nonzero value. Finally, we will prove Lemma 6.

## B.1 Computing sums of path weights by dynamic programming

To compute  $\hat{T}_b(l)$ , we incrementally compute a larger variety of quantities  $T_b(R, l, v)$  as follows:

For  $R \subseteq \{1, 2, \dots, k\}$  with  $1 \in R$ ,  $v \in V$ , and  $l \geq 1$ , we define  $T_b(R, l, v)$  as the sum of the weights of all walks that

- start at  $b$ ,
- have their first edge in  $S_1$
- end at  $v$ ,
- consist of  $l$  edges,
- use exactly one edge from each set  $S_i$  with  $i \in R$  (and use it only once),
- contain no edge from the sets  $S_i$  with  $i \notin R$ .

The walks that we consider here differ from the walks in  $\hat{T}_b(l)$  in two respects: They end at an arbitrary vertex  $v$ , and the set  $R$  keeps track of the sets  $S_i$  that were already visited. The quantities  $\hat{T}_b(l)$  that we are interested in arise as a special case when we have visited the full range  $R = \{1, \dots, k\}$  of sets  $S_i$  and arrive at  $v = b$ :

$$\hat{T}_b(l) = T_b(\{1, \dots, k\}, l, b).$$

We compute the values  $T_b(R, l, v)$  for increasing values  $l$ . The starting values for  $l = 1$  are straightforward from the definition.

To compute  $T_b(R, l, v)$ , we collect all stored values of the form  $T_b(R', l-1, u)$  where  $(u, v)$  is an edge of  $G$  and  $R'$  is derived from  $R$  by taking into account the sets  $S_i$  to which  $(u, v)$  belongs. We multiply these values with  $w(u, v)$  and sum them up. If  $(u, v)$  is in some  $S_i$  but  $i \notin R$ , we don't use this edge. Formally, let  $I(u, v) := \{i \mid (u, v) \in S_i\}$  be the index set of the sets  $S_i$  to which  $(u, v)$  belongs. Then

$$T_b(R, l, v) = \sum_{\substack{(u,v) \in E \\ I(u,v) \subseteq R}} w_{uv} \cdot T_b(R - I(u, v), l-1, u) \quad (1)$$

## B.2 Runtime and Space

We consider each starting vertex  $b \in V(S_1)$  separately. Going from  $l-1$  to  $l$  by the recursion (1) takes  $O(2^k m)$  time. Going from  $l=1$  to  $l=n$  thus takes  $O(2^k mn)$  time. We don't need to store length  $l-1$  when proceeding from  $l$  to  $l+1$ ; thus the space requirement is  $O(2^k n)$ .

For recovering the solution (Section B.4), the runtime must be multiplied by  $O(n \log \frac{2m}{n})$ .

### B.2.1 Choice of the starting vertex $b$

We have denoted by  $V(S_1)$  the set of vertices of the edges in  $S_1$ . We have to try several possibilities for the starting vertex  $b \in V(S_1)$  to ensure that every possible edge in  $S_1$  is covered. For simplicity, we have bounded the number of choices by  $|V(S_1)|$  in the statement of the theorem, but it is clear that not all vertices in  $V(S_1)$  need to be tried. It is sufficient to have a vertex cover of  $S_1$ . The smallest vertex cover can consist of a single vertex (if  $S_1$  forms a star) up to  $|V(S_1)| - 1$  vertices, if  $S_1$  forms a clique. Of course, we can also use a different starting set  $S_i$  instead of  $S_1$  if that leads to a smaller number of possibilities.



## B.2.2 Finite Field Calculations

Each evaluation of the recursion (1) involves additions and multiplications in the finite field  $\mathbb{F}_q$ , where  $q = 2^s > n$  is a power of 2.

We will argue that it is justified to regard the time for these arithmetic operations as constant, both in theory and in practice. The error probability can be controlled by choosing the finite field sufficiently large, or by repeating the algorithm with new random weights.

For implementing the algorithm in practice, arithmetic in  $\mathbb{F}_{2^s}$  is supported by a variety of powerful libraries. see for example [10]. The size that these libraries conveniently offer (e.g.,  $q = 2^{32}$ ) will be mostly sufficient for a satisfactory success probability.

For the theoretical analysis, we propose to choose a finite field of size  $q \geq n^2$ , leading to a failure property less than  $1/n$ , and to achieve further reductions of the failure property by repeating the algorithm  $W$  times.

We will describe some elementary approach for setting up the finite field  $\mathbb{F}_q$  of size  $q \geq n^2$ , considering that we can tolerate a runtime and space requirement that is linear or a small polynomial in  $n$ . Various methods for arithmetic in finite fields  $\mathbb{F}_{2^s}$  are surveyed in Luo, Bowers, Oprea, and Xu [8] or Plank, Greenan, and Miller [9]. The natural way to represent elements of  $\mathbb{F}_{2^s}$  is as a polynomial modulo some fixed irreducible polynomial  $p(x)$  of degree  $s$  over  $\mathbb{F}_2$ . The coefficients of the polynomial form a bit string of  $s$  bits. Addition is simply an XOR of these bit strings.

We propose to use the split table method, which is simple and implements multiplication by a few look-ups in small precomputed tables, see [8, Section 3.3.1] or [9, Section 6.5].

Let  $C = \lceil (\log_2 n)/2 \rceil$ , and let  $q = 2^{4C}$ . Thus,  $q \geq n^2$ , as required.

According to [12, Theorem 20.2], an irreducible polynomial  $p(x)$  of degree  $d = 4C$  over  $\mathbb{F}_2$  can be found in  $O(d^4) = O(\log^4 n)$  expected time, by testing random polynomials of degree  $d$  for irreducibility. (Shoup [12] points out that this bound is not tight; there are also faster methods.)

Multiplication of two polynomials modulo  $p(x)$  can be carried out in the straightforward “high-school” way in  $O(d^2) = O(\log^2 n)$  steps, by elementwise multiplication of the two polynomials, and reducing the product by successive elimination of terms of degree larger than  $d$ .

We now consider the bitstring of length  $d$  as composed of  $r = 4$  chunks of size  $C$ . In other words, we write the polynomial  $q(x)$  as

$$q(x) = q_3(x)x^{3C} + q_2(x)x^{2C} + q_1(x)x^C + q_0(x),$$

where  $q_3, q_2, q_1, q_0$  are polynomials of degree less than  $C$ . Addition takes  $O(r)$  time, assuming an XOR on words of length  $C = O(\log n)$  can be carried out in constant time. Multiplication is carried out chunk-wise, using  $2r - 1 = 7$  multiplication tables. The  $j$ -th table contains the products  $r(x)r'(x)x^{jC}$ , for all pairs  $r(x), r'(x)$  of polynomials of degree less than  $C$ , for  $j = 0, 1, \dots, 2r - 2$ . Multiplication in the straightforward way takes then  $O(r^3)$  time. Each multiplication table has  $2^C \times 2^C = O(n)$  entries of  $r = 4$  words, and it can be precomputed in  $O(nd^2) = O(n \log^2 n)$  time by multiplying in the straightforward way.

Thus, after some initial overhead of  $O(n \log^2 n)$  time, which is negligible in the context of the overall algorithm, with  $O(n)$  space, arithmetic in  $\mathbb{F}_q$  can be carried out in  $O(1)$  time in the Word-RAM model, where arithmetic, logic, and addressing operations on words with  $\Theta(\log n)$  bits are considered as constant-time operations.

We mention that, with another representation, the initial setup can even be made deterministic, and its time reduced to  $O(n)$  (keeping the  $O(n)$  space bound), see Appendix C.

### B.3 Reduction to polynomial space

As described, the algorithm has an exponential factor  $2^k$  in the space requirement. This exponential space requirement can be reduced at the expense of a moderate increase in the runtime, by using an inclusion-exclusion trick that was first used by Karp [7] for the Traveling Salesman Problem, (This was already mentioned in Björklund et al. [4].)

For a “forbidden set”  $F \subseteq \{2, 3, \dots, k\}$ ,  $v \in V$ ,  $1 \leq l \leq n$ , and  $1 \leq j \leq k$  let  $U_b(F, l, j, v)$  be the sum of the weights of all walks that

- start at  $b$ ,
- have their first edge in  $S_1$ ,
- end at  $v$ ,
- consist of  $l$  edges,
- contain no edge from the sets  $S_i$  with  $i \in F$ ,
- use in total  $j$  edges from the sets  $S_i$ .

The clue is that we can compute these quantities for each  $F$  separately in polynomial time and space, by simply removing the edges of  $S_i$  for all  $i \in F$  from the graph. The dynamic-programming recursion is straightforward. In contrast to (1), we have to keep track of the number  $j$  of edges from  $S_1 \cup \dots \cup S_k$ .

We regard each index  $i \in \{2, \dots, k\}$  as a “feature” that a walk might have (or an “event”), namely that it avoids the edges of  $S_i$ . By the inclusion-exclusion formula, we can compute the sum of weights of paths that have none of the features, i.e., that visit *all* sets  $S_i$ . In this way, we get the following formula:

► **Lemma 7.**

$$\hat{T}_b(l) = \sum_{F \subseteq \{2, 3, \dots, k\}} (-1)^{|F|} U_b(F, l, k, b) \quad (2)$$

**Proof.** The parameters  $l$  and  $b$  match on both sides. By the inclusion-exclusion theorem, the right-hand side is the sum of all walks in which every set  $S_i$  is visited *at least* once. Since the parameter  $j$  is equal to  $k$ , we know that in total, only  $k$  edges from the sets  $S_i$  were visited; thus, every set  $S_i$  is visited *exactly* once. ◀

In summary, we can calculate  $\hat{T}_b(1), \hat{T}_b(2), \dots$  in space  $O(nk)$  at the expense of an additional factor  $k$  in the runtime (for the  $k$  choices of the parameter  $j$ ).

### B.4 Recovering the solution

The algorithm, as described so far, works as an oracle that only gives a yes-no answer (and a length  $L$ ), but it does not produce the solution. To recover the solution, we will call the oracle repeatedly with different inputs.

Suppose the algorithm was successful in the sense that some number  $\hat{T}_b(l)$  turned out to be nonzero, after finding only zero values for all smaller values of  $l$ . By Lemma 6, we conclude that there exists a simple cycle through  $b$  satisfying the edge set constraints, possibly (with small probability) shorter than  $l$ .

We will find this cycle by selectively deleting parts of the edges and recomputing  $\hat{T}_b(1), \hat{T}_b(2), \dots, \hat{T}_b(l)$  for the reduced graph to see whether this graph still contains a solution. In this way, we will determine the successive edges of the cycle, and, as we shall see, we will know the cycle after at most  $4n \log_2 \frac{4m}{n}$  iterations.

The first edge out of  $b$  is an edge of  $S_1$ , and thus we start by looking for the first edge among these edges. (The other edge incident to  $b$ , by which we eventually return to  $b$ , is not in  $S_1$ , and thus there is no confusion between the two edges incident to  $b$ .) In the general

step, we have determined an initial part of the cycle up to some vertex  $u$ , and we locate the outgoing edge among the edges  $(u, v)$  incident to  $u$ , excluding the edge leading to  $u$  that we have already determined.

In general, for a vertex  $u$  of degree  $d_u$ , we have a set of  $d_u - 1$  potential edges. We locate the correct edge by binary search: We split the potential edges into two equal parts, and query whether a cycle still exists when one or the other part is removed. It may turn out (with small probability) that none of the two subproblems yields a positive answer. In this case, we repeat the oracle with new random weights. Since the success probability is greater than  $1/2$ , we are guaranteed to have a positive answer after at most two trials, in expectation. After at most  $2\lceil \log_2(d_u - 1) \rceil$  successful queries, we have narrowed down the search to a single outgoing edge  $uv$ , and we continue at the next vertex  $v$ .

For a walk  $W$  of length  $l$ , we use, in expectation, less than  $Q := \sum_{u \in W} 4(1 + \log_2 d_u)$  queries, where  $\sum_{u \in W} d_u \leq 2m$ .  $Q$  can be bounded by

$$Q \leq 4L \left(1 + \log_2 \frac{2m}{L}\right) \leq 4n \left(1 + \log_2 \frac{2m}{n}\right) = 4n \log_2 \frac{4m}{n},$$

as claimed.

During this algorithm, it may also turn out that a solution with fewer than  $l$  edges exists. In this case, we know that we must have been in the unlikely case that the original algorithm failed to produce a nonzero value for the shortest solution  $L$ . We simply adjust  $l$  to the smaller value and continue.

Some simplifications are possible. For edges that are known to belong to every solution (for example if some set  $S_i$  contains only one edge), we can assign unit weight, thus saving random bits, reducing the degree of the polynomial, and increasing the success probability. When the graph is sparse and  $m = O(n)$ , we can simply try the  $d_u - 1$  edges one at a time instead of performing binary search, at no cost in terms of the asymptotic runtime.

## B.5 Proof of Lemma 6

By assumption, there is a simple cycle among the walks whose weights are collected in  $\hat{T}_b(L)$ , and we easily see that the monomial corresponding to such a walk occurs with coefficient 1. Hence  $\hat{T}_b(L)$  is not identically zero. By definition,  $\hat{T}_b(L)$  is a sum of weights of walks of length  $L$ , and hence it is clear that it is homogeneous of degree  $L$ .

For the last statement of the lemma, we have to show that  $\hat{T}_b(l)$  is zero if there is no simple walk of length  $l$  or shorter. Since the field has characteristic 2, it suffices to establish a matching among those closed walks that satisfy the edge set constraints but don't represent simple cycles. Let  $W$  be such a walk. We will map  $W$  to another walk  $\phi(W)$  that uses the same multiset of edges, by reversing (flipping) the order of the edges of a subpath between two visits to the same vertex  $v$ . Our procedure closely follows Björklund et al. [4], but we correct an error in their description.

An example of the procedure is shown in Figure 15. We look for the first vertex  $v$  that occurs several times on the walk. (During this whole procedure, the occurrence of  $b$  at the start of the walk is never considered.) We look at the piece  $[v \dots v]$  between the first and last occurrence of  $v$  and flip it. If the sequence of vertices in this piece is not a palindrome, we are done. Otherwise, we cut out this piece from the walk. The resulting walk will still visit an edge from each  $S_i$  because such an edge cannot be part of a palindrome, since it is visited only once. Since the resulting walk  $W'$  is shorter than  $l$ , and thus shorter than  $L$ , by assumption, it cannot be a simple cycle, and it must contain repeated vertices.

We proceed with  $W'$  instead of  $W$ . Eventually we must find a piece  $[v \dots v]$  that is not a palindrome. We flip it in the original walk  $W$ , and the result is the walk  $\phi(W)$  to which  $W$

## 38:20 Removing Popular Faces in Curve Arrangements

$$\begin{aligned}W &= W_0 = 123415651432345461786571 = 1[23415651432]345461786571 \\W'_0 &= W_1 = 1\bar{2}345461786571 = 123[454]61786571 \\W'_1 &= W_2 = 123\bar{4}61786571 = 1234[61786]571 \\W &= 1234156514323454[61786]571 \\ \phi(W) &= 1234156514323454[68716]571\end{aligned}$$

■ **Figure 15** Mapping a nonsimple cycle  $W$  to another cycle  $\phi(W)$ . The start vertex is  $b = 1$ .

is matched. (The flipped piece  $[v \dots v]$  does not necessarily start at the first occurrence of  $v$  in the original sequence  $W$ , because such an occurrence might have been eliminated as part of a palindrome.<sup>1</sup>)

It is important to note that after cutting out a palindrome  $[v \dots v]$ , all repeated vertices must come *after* the vertex  $v$ . Hence, when the procedure is applied to  $\phi(W)$ , it will perform exactly the same sequence of operations until the last step, where it will flip  $\phi(W)$  back to  $W$ .

Since the first edge of the walk is unchanged, the condition that this edge must belong to  $S_1$  is left intact.

This concludes the proof of Lemma 6. ◀

The original algorithm of Björklund et al. [4] considers simple paths through  $k$  specified *vertices* or (single) edges. The treatment of vertex visits leads to some complications: To make the argument for Lemma 6 valid, Björklund et al.'s definition of allowed walks had to explicitly forbid “palindromic visits” to the specified vertices, visiting the same edge twice in succession (condition P4). Consequently, the algorithm for accumulating weight of walks has to take care of this technicality.

Another Monte Carlo FPT algorithm for the problem of finding a simple cycle through  $k$  specified vertices was given by Wahlström [14]. It runs in time  $O(2^k \text{poly}(n))$  in a graph with  $n$  vertices. This algorithm uses interesting algebraic techniques, and it is also based on inclusion-exclusion, but it does not seem to extend to the case where one out of a *set* of vertices (or edges) has to be visited.

## C Variation: Deterministic setup of finite field computations

### C.1 Getting a primitive polynomial in quadratic time

There is a completely naive algorithm for constructing  $\mathbb{F}_q$  in  $O(q^2)$  time and  $O(q)$  space, for  $q = 2^s$ , assuming  $q$  fits in a word ( $s$  bits). Simply try out all polynomials  $p(x)$  over  $\mathbb{F}_2$  of degree less than  $s$ . There are  $q$  possibilities.

For each  $p(x)$ , try to construct the logarithm table (“index table”) in  $O(q)$  steps by trying whether the polynomial  $x$  generates the nonzero elements of  $\mathbb{F}_2[x]$ : Start with the string  $00 \dots 01$  representing the polynomial 1, and multiply by  $x$  by shifting to the left, and adding

---

<sup>1</sup> Here our procedure differs from the method described in [4], where the flipped subsequence extends between the first and last occurrence of  $v$  in  $W$ . In this form, the mapping  $\phi$  is not an involution. Their proof, however, applies to the method as described here. This inconsistency was acknowledged by the authors (Nina Taslaman, private communication, February 2021).

$p(x)$  (XOR with the corresponding bit string) to clear the highest bit if necessary. Repeat  $q - 2$  times and check whether  $00\dots 01$  reappears. If not, then we are done.

(This will be successful iff  $p(x)$  is a primitive polynomial modulo 2. Actually, it is sufficient to check the powers  $x^k$  of  $x$  where  $k$  is a maximal proper divisor of  $q - 1$ . The primes dividing  $q - 1$  can be trivially found in  $O(\sqrt{q})$  time, and there are less than  $\log q$  of them. Computing  $x^k$  takes  $O(s^2 \log q) = O(\log^3 q)$  time if the  $O(s^2)$  schoolbook method of multiplication modulo  $p(x)$  is applied, together with repeated squaring to get the power. Thus,  $O(q \log^3 q)$  time instead of  $O(q^2)$ . Probably a gross overestimate because primitive polynomials modulo 2 are frequent; there are  $\phi(q - 1)/s$  of them.)

## C.2 From $\mathbb{F}_q$ to $\mathbb{F}_{q^2}$ in $O(q)$ deterministic time and space

This is achieved by a degree-2 field extension. We look for an irreducible polynomial of the form  $p(x) = x^2 + x + p_0$  over  $\mathbb{F}_q$ . If this polynomial were reducible, we could write

$$p(x) = (x + a)(x + b) = x^2 + (a + b)x + ab$$

with  $a + b = 1$ , hence  $b = 1 + a$ , and

$$p(x) = (x + a)(x + (a + 1)) = x^2 + x + a(a + 1)$$

The expression  $a(a + 1)$  can take at most  $q/2$  different values, because  $a = c$  and  $a = c + 1$  lead to the same product, since  $(c + 1) + 1 = c$ . Thus, we can group the  $q$  potential values  $a$  into  $q/2$  pairs with the same product, and at least  $q/2$  must be unused. We can find the range of  $a(a + 1)$  by marking its values in an array of size  $q$ . Any unmarked value can be used as the constant term  $p_0$ . This takes  $O(q)$  time and space.

Multiplication of two polynomials  $a_1x + a_0$  and  $b_1x + b_0$  gives the product

$$\begin{aligned} c_1x + c_0 &= (a_1x + a_0)(b_1x + b_0) \\ &= a_1b_1x^2 + (a_1b_0 + a_0b_1)x + a_0b_0 \\ &= a_1b_1x^2 + (a_1b_0 + a_0b_1)x + a_0b_0 - a_1b_1(x^2 + x + p_0) \\ &= (a_1b_0 + a_0b_1 + a_1b_1)x + (a_0b_0 + a_1b_1p_0) \end{aligned}$$

Multiplication can therefore be carried out as follows:

$$\begin{aligned} c_1 &= a_1b_0 + a_0b_1 + a_1b_1 \\ &= (a_1 + a_0)(b_1 + b_0) - a_0b_0 \\ c_0 &= a_0b_0 + a_1b_1p_0 \end{aligned}$$

with four multiplications in  $\mathbb{F}_q$  (and four additions), using the common term  $a_0b_0$  for both coefficients.<sup>2</sup>

<sup>2</sup> This is the same trick as for multiplying two complex numbers with three multiplications instead of four. By contrast, [9, Section 6.8] propose irreducible polynomials of the form  $x^2 + p_1x + 1$ , leading to five multiplications. On the other hand, in cases where multiplications are done by index tables, the mere number of multiplication operations does not determine the runtime alone; a common factor that appears in several multiplications saves lookup time in the logarithm tables.

### C.3 Setup of a finite field $\mathbb{F}_q$ with $q > n^2$ in deterministic $O(n)$ time and space

Let  $C = \lceil (\log_2 n)/2 \rceil$ . First we construct  $\mathbb{F}_q$  for  $q = 2^C = O(\sqrt{n})$  in  $O(q^2) = O(n)$  time, as described in Section C.1. To carry out multiplications in  $\mathbb{F}_q$  in constant time, we can store a logarithm and antilogarithm table, in  $O(q)$  space, or we can even compute a complete multiplication table, in  $O(q^2) = O(n)$  time and space.

Then, by the method of Section C.2, we go from  $q = 2^C$  to  $q = 2^{2C}$ , and finally from  $q = 2^{2C}$  to  $q = 2^{4C}$ , in  $O(2^{2C}) = O(n)$  time and space.

Then addition and multiplication in  $\mathbb{F}_{2^{4C}}$  can be carried out in constant time. Multiplication goes down two recursive levels, from  $q = 2^{4C}$  via  $q = 2^{2C}$  to  $q = 2^C$ , before the 16 resulting multiplications are resolved by table look-up.

If we prefer, we can eliminate the lower level of recursion by building a log/antilog table for  $q = 2^{2C} = O(n)$  of size  $O(n)$ , to do the multiplication by table look-up already at this level. To prepare the tables, we need a generating element of  $\mathbb{F}_{2^{2C}}$ . Such a generating element can be constructed in  $O(2^{2C}) = O(n)$  time, as shown in the next section C.4.

### C.4 Constructing an index table without knowing a generator

We assume that multiplication in  $\mathbb{F}_q$  takes constant time, but no generating element for the multiplicative group of  $\mathbb{F}_q$  is given. Our goal is to construct logarithm and antilogarithm tables (index tables), of size  $q - 1$ , in time  $O(q)$ . In order to generate these tables, we need a generating element.

Essentially, we have to find a generator of a cyclic group, which is given by a multiplication oracle and the list of its elements.

We start with an arbitrary element  $a_1 \neq 0$  and try to construct the index table by running through the powers of  $a_1$ . We mark the elements that we find. If the process returns to 1 before marking all nonzero elements, we pick an unmarked element  $a_2$  and run the same process with  $a_2$ .

If  $a_1$  has order  $o_1$  in the multiplicative group (which is cyclic of order  $q - 1$ ), and  $a_2$  has order  $o_2$ , we show how to construct an element  $a$  of order  $o = \text{lcm}(o_1, o_2)$ , which generates the subgroup  $\langle a_1, a_2 \rangle$ , as follows:

First we ensure that  $o_1$  and  $o_2$  are relatively prime, without changing  $\text{lcm}(o_1, o_2)$ . For each common prime divisor  $p$  of  $o_1$  and  $o_2$ , we determine the largest power of  $p$  dividing  $o_1$  and  $o_2$ , respectively:  $p^{f_1} | o_1$  and  $p^{f_2} | o_2$ . If  $f_1 \leq f_2$  we replace  $a_1$  by  $(a_1)^{p^{f_1}}$ , dividing the order  $o_1$  of  $a_1$  by  $p^{f_1}$ ; otherwise we proceed analogously with  $a_2$ .

After this preparation,  $o = \text{lcm}(o_1, o_2) = o_1 o_2$ . Let  $g$  be a generator of the group  $\langle a_1, a_2 \rangle = \{1, g, g^2, \dots, g^{o-1}\}$ . Then  $\langle a_1 \rangle$  is generated by  $g^{o/o_1} = g^{o_2}$ , and we know that  $a_1 = g^{j_1 o_2}$  for some  $j_1$ . Similarly,  $\langle a_2 \rangle$  is generated by  $g^{o/o_2} = g^{o_1}$ , and  $a_2 = g^{j_2 o_1}$  for some  $j_2$ .

By the extended Eulerian algorithm for calculating the greatest common divisor of  $o_1$  and  $o_2$ , we find  $u_1, u_2$  such that

$$o_1 u_1 + o_2 u_2 = 1.$$

We claim that  $a := a_1^{u_2} a_2^{u_1}$  generates  $\langle a_1, a_2 \rangle$ . To see this, we show that  $a_1$  and  $a_2$  are powers

of  $a$ , in particular,  $a^{o_2} = a_1$  and  $a^{o_1} = a_2$ :

$$\begin{aligned}
 a^{o_2} &= (a_1^{u_2} a_2^{u_1})^{o_2} = g^{(j_1 o_2 u_2 + j_2 o_1 u_1) o_2} \\
 &= g^{(j_1(1-o_1 u_1) + j_2 o_1 u_2) o_2} \\
 &= g^{j_1 o_2 - j_1 o_1 u_1 o_2 + j_2 o_1 u_2 o_2} \\
 &= g^{j_1 o_2} (g^{o_1 o_2})^{-j_1 u_1 + j_2 u_2} = a_1 \cdot 1^{-j_1 u_1 + j_2 u_2} = a_1
 \end{aligned}$$

The proof of the equation  $a^{o_1} = a_2$  is analogous.

In summary, the above procedure shows how we get from an element  $a_1$  generating a subgroup  $\langle a_1 \rangle$  of order  $o_1$  and an element  $a_2$  that is not in that subgroup to an element  $a$  generating a strictly larger subgroup  $\langle a \rangle = \langle a_1, a_2 \rangle$ , whose order  $o$  is a multiple of  $o_1$ . The procedure can be carried out in  $O(o)$  time, assuming an array of size  $q - 1$  (corresponding to the whole group) is available. We repeat this procedure until we have found a generating element for the whole group. Since the size  $o$  is at least doubled in each step, the procedure can be carried out in  $O(q)$  time and space in total.

### D Adapting the Edge Set Constraints

When applying the modification outlined at the end of Section 4, which avoids the quadratic blow-up of the number of edges, the sets  $S_i$  have a special structure. Each set  $S_i$  consists of a few vertex-disjoint edges (the blue edges in Figure 16), which we call *central edges*. We call the edges connecting the central edges to the remainder of the graph the *peripheral edges*. We don't want to consider cycles that use two such peripheral edges (of the same  $S_i$ ) in succession, without going through the central edge. We impose this extra condition on the walks whose weights we enumerate, and it is easy to incorporate this condition in the recursion of Section B.1: Instead of the quantities  $T_b(R, l, v)$ , we work with quantities  $\tilde{T}_b(R, l, v, p)$  that depend an additional parameter  $p$ , which is one bit that tells whether the last edge of the walk has traversed a peripheral edge in the direction towards the central edge. If this is the case, we force the walk to use the central edge in the next step.

In this way, the additional condition incurs a blow-up of at most a factor 2 in the complexity.

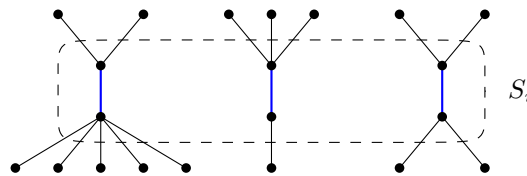


Figure 16 A set  $S_i$  and its connecting edges