

# AFFDEX 2.0: A REAL-TIME FACIAL EXPRESSION ANALYSIS TOOLKIT

Mina Bishay, Kenneth Preston, Matthew Strafuss, Graham Page, Jay Turcot and Mohammad Mavadati

Smart Eye AB

## ABSTRACT

In this paper we introduce AFFDEX 2.0 – a toolkit for analyzing facial expressions in the wild, that is, it is intended for users aiming to: a) estimate the 3D head pose, b) detect facial Action Units (AUs), c) recognize basic emotions and 2 new emotional states (sentimentality and confusion), and d) detect high-level expressive metrics like blink and attention. AFFDEX 2.0 models are mainly based on Deep Learning, and are trained using a large-scale naturalistic dataset consisting of thousands of participants from different demographic groups. AFFDEX 2.0 is an enhanced version of our previous toolkit [1], that is capable of tracking efficiently faces at more challenging conditions, detecting more accurately facial expressions, and recognizing new emotional states (sentimentality and confusion). AFFDEX 2.0 can process multiple faces in real time, and is working across the Windows and Linux platforms.

**Index Terms**— Action Units, Emotions, Sentimentality, Confusion, Toolkit.

## 1. INTRODUCTION

Facial expression is one of the most informative behaviour in non-verbal communication, that can reveal human affect, emotions, and personality [2]. There are typically two main approaches for studying facial expressions; the first includes detecting the facial muscle movements (i.e. AUs), described by the Facial Action Coding System (FACS) [3], while the second interprets the message delivered by a facial expression, where the message is an emotional state (e.g. anger, happiness). Automatic Facial Expression Analysis (AFEA) focuses on detecting expressions described by both approaches, and has been an active research area in Computer Vision in the last 20 years [4, 5]. AFEA is a vital processing step in a wide range of applications such as ad testing [6, 7, 8], driver state monitoring [9, 10], and health care [11, 12, 13].

Several architectures have been developed for AFEA [4, 5], however, the datasets that have been used for training many of those architectures have several limitations. First, many datasets were captured in controlled conditions, which subsequently affects the robustness of the AFEA architectures in naturalistic conditions. Second, the number of subjects available in those datasets is relatively limited, making

the machine learning models vulnerable to training problems (e.g. overfitting). Third, most of the available datasets has participants from specific demographic groups, which can limit the AFEA performance on other unseen demographic groups. To overcome these issues, we use in our analysis a large-scale dataset consisting of thousands of videos, that were captured at different recording conditions (i.e. in the wild), and with fully spontaneous facial expressions – participants in those videos span different demographic groups.

Furthermore, several architectures extracted hand-crafted features for AFEA, and those features have shown less performance compared to the deep features. In AFFDEX 2.0, having access to a large-scale dataset allows us to use Deep Learning for building our AFEA models. Specifically, we build a deep-based tracker for detecting and tracking faces at more challenging conditions, this leads to a better face tracking (by  $\sim 3\%$ ) than our previous toolkit [1]. In addition, we develop a deep-based AU detector for detecting 20 AUs, which boosts the AU detection performance by  $\sim 4\%$  compared to [1]. The improved tracking and AU detection performance can be seen across different demographic groups. The tracker and AU detector predictions are then used for calculating some high-level expressive metrics such as basic emotions, 2 new emotional states (sentimentality and confusion) and attention. Figure 1 shows an overview of AFFDEX 2.0.

AFFDEX 2.0 can process multiple faces in real-time, and can run on two platforms (Windows and Linux). Our toolkit for facial expression analysis has 3 main components; a) face tracking, b) AU detection, and c) high-level metrics estimation. Each of these components will be explained in detail in the following sections.

## 2. FACE TRACKING

The face tracker mainly localizes and tracks faces in a video, and it has two components; a *face detector* that discovers new faces across the video, and a *landmark detector* that tracks the detected faces in every frame.

For the **face detector**, we train a deep model based on faster R-CNN [14] using a dataset consisting of  $\sim 20K$  images, that is rich in head poses, occlusions, and face sizes. For the **landmark detector**, we train a CNN for detecting 4 facial landmarks (i.e. outer eye corners, nose tip and chin) on a given face region. The CNN is trained using a dataset

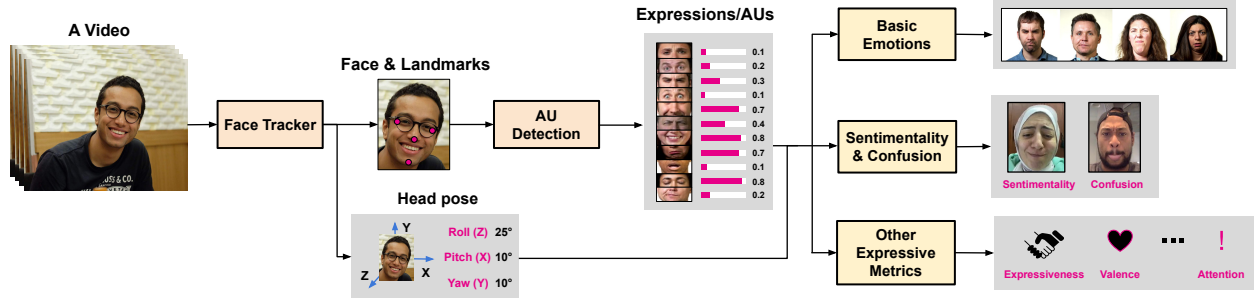


Fig. 1: The full pipeline of AFFDEX 2.0.

Age-band					Ethnicity					Gender					Glasses				
Face tracking		AU detection			Face tracking		AU detection			Face tracking		AU detection			Face tracking		AU detection		
AFFDEX	1.0	2.0	1.0	2.0	AFFDEX	1.0	2.0	1.0	2.0	AFFDEX	1.0	2.0	1.0	2.0	AFFDEX	1.0	2.0	1.0	2.0
0-17	64.4	69.3	77.7	84.1	African	85.6	94.2	76.6	86.0	Female	93.2	96.3	83.3	87.7	False	90.8	93.9	80.7	84.8
18-24	94.9	97.7	88.4	88.7	Caucasian	92.4	96.1	83.2	86.6	Male	89.7	93.2	83.3	87.0	True	91.1	95.7	86.4	88.9
25-34	93.5	96.5	82.9	87.3	East Asian	94.0	96.4	83.5	86.6										
35-44	94.4	97.4	83.5	86.1	Latin	96.8	98.7	83.4	85.4										
45-54	91.8	96.2	81.3	85.4	South Asian	93.8	98.0	76.4	84.3										
55-64	90.5	93.9	79.1	86.6															
65+	88.1	92.0	65.4	71.0															

Table 1: The face tracking and AU detection performance across different demographic groups.

collected in the wild, and consisting of  $\sim 80K$  images. The detected landmarks are used for estimating the 3D head pose and the inter-ocular distance (the distance between the two eyes). Figure 1 shows the outputs of the face tracker; a) a bounding box including the face, b) the head pose, c) 4 landmark locations, and d) the inter-ocular distance.

The face trackers of AFFDEX 1.0 [1] and AFFDEX 2.0 are compared on a large testing set consisting of  $\sim 8.2K$  videos ( $\sim 6M$  frames) of participants. The testing set was labelled for gender, ethnicity, age band, and glasses. The face tracking performance increased from 91.3% for AFFDEX 1.0 [1] to 94.6% for AFFDEX 2.0 (by  $\sim 3\%$ ). Table 1 show the average tracking performance across different demographic groups (age-bands, ethnicity, gender, glasses). From Table 1, we can first conclude that the improvement in face tracking can be seen across all demographic breakdowns. Second, some groups like African ethnicity, people with glasses, and older age bands (55-64, 65+) got largely improved by  $\sim 9-12\%$ . Figure 2 shows a qualitative comparison between the two trackers, highlighting how the AFFDEX 2.0 tracker can detect faces at more challenging conditions (harder head poses, hand occlusions, darker illumination).

### 3. AU DETECTION

We aim to build an AU detector that can reliably detect AUs across different demographic groups, and at naturalistic recording conditions. Our AU detector detects 20 AUs, which are the building blocks for most of the facial expressions.

**Dataset.** We use in our analysis a large-scale dataset that was captured in the wild, and has spontaneous facial expressions. The web-based approach described in [15] is used for

collecting thousands of videos for participants watching commercial ads worldwide (from 90+ countries). This dataset has  $\sim 55K$  videos of participants with diverse age, gender and ethnicity. The collected videos were annotated for the presence of AUs using trained FACS coders. For our analysis, we divide the dataset into 40.9K videos for training, 5.9K for validation, and 8.2K for testing. Note that the face tracker and the AU detector have the same testing set.

**Modelling.** Our AU detection pipeline consists of 4 main stages. First, we detect and align the participant’s face. Second, the aligned face is scaled to a fixed resolution, and passed as an input to two CNNs. Third, each CNN is trained for detecting some AUs using a sampling strategy that suits the severity of the imbalanced AU labels. Finally, we adjust the output sigmoid function for each AU to give a 2% false positive rate on the validation set. Most of the used settings are chosen based on the recommendations given in [16, 17].

**Results.** We compare the AU detectors of AFFDEX 1.0 [1] and AFFDEX 2.0 on our large testing set. The area under the ROC curve (ROC-AUC) is used for evaluating the performance. Table 2 shows the performance across the different AUs for both detectors. AFFDEX 2.0 achieves better performance than AFFDEX 1.0 for most of the AUs (by  $\sim 4\%$  on average). Table 1 shows the average performance across different demographics. From Table 1, we can see that all the demographic groups got improved. In addition, some groups got largely improved by AFFDEX 2.0, like the African and South Asian ethnicity who got improved by  $\sim 8-9\%$ . Figure 2 shows a qualitative comparison between the two detectors on 6 AUs (each image has a face with an active AU). AFFDEX 2.0 can detect AUs at more challenging conditions.

Facial Expressions	Inner Brow Raiser (AU1)	Outer Brow Raiser (AU2)	Brow Furrow (AU4)	Upper Lid Raiser (AU5)	Check Raiser (AU6)	Lid Tightener (AU7)	Nose Wrinkle (AU9)	Upper Lip Raiser (AU10)	Lip Corner Puller (AU12)	Dimpler (AU14)	Lip Corner Depressor (AU15)	Chin Raiser (AU17)	Lip Pucker (AU18)	Lip Stretch (AU20)	Lip Press (AU24)	Lips Part (AU25)	Jaw Drop (AU26)	Lip Suck (AU28)	Eyes Closure (AU43)	Smirk	Average
AFFDEX 1.0 [1]	0.76	0.79	0.86	<b>0.87</b>	0.92	0.75	<b>0.91</b>	0.86	0.94	<b>0.86</b>	0.78	0.79	0.91	0.86	0.76	0.86	0.63	0.91	<b>0.92</b>	0.82	0.84
AFFDEX 2.0	<b>0.79</b>	<b>0.84</b>	<b>0.92</b>	0.85	<b>0.94</b>	<b>0.83</b>	0.89	<b>0.93</b>	<b>0.97</b>	0.80	<b>0.88</b>	<b>0.88</b>	<b>0.92</b>	<b>0.93</b>	<b>0.87</b>	<b>0.89</b>	<b>0.71</b>	<b>0.96</b>	0.91	<b>0.84</b>	<b>0.88</b>

Smirk is defined as the asymmetric lip corner puller (AU12) or dimpler (AU14).

**Table 2:** Comparing the AU detection performance of AFFDEX 1.0 [1] and AFFDEX 2.0.



**Fig. 2:** AFFDEX 2.0 can detect participants’ faces and expressions at more challenging conditions, compared to AFFDEX 1.0.

#### 4. HIGH-LEVEL METRICS ESTIMATION

In this section, we estimate some high-level expressive metrics based on the tracker and AU detector predictions. These metrics can be categorised into 3 groups; a) basic emotions, b) new emotional states (sentimentality and confusion), and c) other expressive metrics.

##### 4.1. Basic Emotions

Emotion recognition in AFEA includes mainly detecting 7 basic emotions (Anger, Disgust, Fear, Joy, Sadness, Surprise and Contempt), and the neutral expression. In AFFDEX 2.0, we predict the 7 basic emotions as combinations (i.e. a normalized weighted sum) of the 20 AUs predictions. The used weights are deduced from the Emotional Facial Action Coding System (EMFACS) [18], which defines the combinations of AUs related to each emotion. We add negative weights for opposite AUs so as to minimise the false positives. For example, anger consists of the activation of brow furrow (AU4), lip corner depressor (AU15) and lip pressor (AU24) – in order to reduce the false positives we add negative weights for opposite expressions like brow raiser (which is opposite to AU4), and smile (which is opposite to AU15). Finally, the neutral expression is considered active when the 7 basic emotions are absent.

##### 4.2. Sentimentality and Confusion

Evoking emotions like sentimentality and confusion is common across different contexts (e.g. watching ads and movies).

In AFFDEX 2.0, we introduce and detect sentimentality and confusion using the AU predictions.


**Datasets.** Affectiva/SmartEye in collaboration with global market agencies have collected thousands of commercial ads. For each ad, several participants were hired to watch the ad. Out of the collected ads, we select 30 ads (15 sentimental and 15 non-sentimental), and 5.7K participants’ videos to form a dataset for sentimentality. Similarly, we select 40 ads (19 confusing and 21 non-confusing) and 7.2K participants’ videos for confusion analysis. The selected ads for sentimentality and confusion span different markets and have participants with diverse demographics.

**Sentimentality Detection.** Sentimentality is detected by first analyzing the participants watching the ads using the face tracker and AU detector, and then the activation frequency of the different expressions (i.e. AUs and combinations of AUs) is compared across the sentimental and non-sentimental ads. The expressions are compared using 2 newly proposed ad-level KPIs. The first KPI measures how separable is the aggregated sentimentality across sentimental and non-sentimental ads (named ROC-Ad), while the second measures if the aggregated sentimentality is firing high at the right sentimental moments (named ROC-Sent). The KPI calculation is based on ROC-AUC.

By comparing the sentimental and non-sentimental ads, we found 12 combinations of AUs that are significant for sentimentality. Sentimentality is considered active if any of those 12 combinations were active. Some partners used Inner brow raiser (AU1) of AFFDEX 1.0 as a sentimentality score. Table 3 compares the performance of our model to the one achieved by using AU1 of AFFDEX 1.0 and 2.0. On average, our senti-

KPIs	Sentimentality		Confusion
	ROC-Ad	ROC-Sent	ROC-Ad
Random	50	50	50
AFFDEX 1.0 (AU1/AU4)	71	45	58
AFFDEX 2.0 (AU1/AU4)	71	51	53
AFFDEX 2.0 (proposed models)	79	60	86

**Table 3:** Sentimentality and confusion models evaluation.




**Fig. 3:** The positive moments of sentimentality and confusion detected using AFFDEX 2.0.

mentality model has better performance than the chance level and AU1. Figure 3 (top row) shows some of the detected sentimental faces by our model.

**Confusion Detection.** For confusion, we repeat the same processing steps used for sentimentality, where we compare the confusing and non-confusing ads in terms of different combinations of AUs. We use for the analysis only one KPI (i.e. ROC-Ad), as it was hard to define specific confusing moments in the ads. Comparing the ads shows 6 combinations of AUs that are significant for confusion. In AFFDEX 2.0, the activation of any of those 6 combinations activates confusion. Some partners used brow furrow (AU4) of AFFDEX 1.0 as a confusion score. Table 3 shows the performance achieved by our confusion model and AU4 detected by AFFDEX 1.0 and 2.0. Our confusion model has better performance than the chance level and AU4. Figure 3 (bottom row) shows some of the detected confusing faces. Note that all the faces in Figure 3 belong to Smart Eye employees who have been recorded while watching some ads.

#### 4.3. Other Expressive Metrics

In this section we focus on detecting some other expressive metrics based on the tracker and AU detector predictions. First, the *Blink* is detected when the eye closure (AU43) score gets above and then below a certain threshold during a specific time range. Second, the *Blink Rate* is calculated on the top of the blink output, and it is the number of blinks happening per minute. Third, the participants' *Attention* is estimated by calculating the amount of time the participant spent looking at versus looking away from a screen, specifically turning the head left and right (i.e. yaw angle) is used for calculating attention. Fourth, *Expressiveness* is an overall score of the



**Fig. 4:** Screenshot of the real-time multi-face expression analysis of AFFDEX 2.0.

participant's engagement, and is calculated as a normalized weighted sum of some upper and lower face AUs. Finally, *Valence* is a score for measuring the intrinsic attractiveness or averseness of a situation, and is calculated based on the activation level of the positive expressions (e.g. AU6, AU12) versus the negative expressions (e.g. AU4, AU15).

## 5. INTERFACE

AFFDEX 2.0 toolkit/SDK is available across the Windows and Linux platforms. SDK allows easy integration of the software into other applications. The memory and computational power of a device can impacts the number of faces and frames that can get processed per second. On a Dell-5520 Precision laptop with i7-7820HQ CPU we can process on average ~62 video Frames per Second (FPS), and ~26-29 FPS using internal and USB webcams with 720p and 1080p resolutions. Figure 4 shows an example for a desktop demo. The SDK output highlights for each detected face the tracker output (the bounding box and head pose), and the confidence scores for the a) 20 AUs, b) 7 basic emotions, c) sentimentality and confusion, and d) other expressive metrics (e.g. blink and attention), as you can see in Figure 4.

## 6. CONCLUSION

AFFDEX 2.0 is based on a new, more robust face tracker and AU detector, which has deep-based models trained and tested using a large-scale dataset. AFFDEX 2.0 improved the face tracking by ~3% and the AU detection performance by ~4%, compared to AFFDEX 1.0. The improved face coverage and AU detection performance is apparent across all demographic groups, and is reflected on the different high-level metrics (e.g. basic emotions, blink, attention). Furthermore, AFFDEX 2.0 introduces and detects two new emotional states (sentimentality and confusion). AFFDEX 2.0 can process multiple faces in real time, and is working across 2 different platforms (Linux and Windows).

## 7. REFERENCES

- [1] Daniel McDuff, Abdelrahman Mahmoud, Mohammad Mavadati, et al., “Affdex sdk: a cross-platform real-time multi-face expression recognition toolkit,” in *Proceedings of the 2016 CHI conference extended abstracts on human factors in computing systems*, 2016, pp. 3723–3726.
- [2] Marian Stewart Bartlett et al., “Real time face detection and facial expression recognition: development and applications to human computer interaction,” in *2003 Conference on computer vision and pattern recognition workshop*. IEEE, 2003, vol. 5, pp. 53–53.
- [3] Paul Ekman and Erika L Rosenberg, *What the face reveals: Basic and applied studies of spontaneous expression using the Facial Action Coding System (FACS)*, Oxford University Press, USA, 1997.
- [4] Brais Martinez, Michel F Valstar, et al., “Automatic analysis of facial actions: A survey,” *IEEE Transactions on Affective Computing*, 2017.
- [5] Shan Li and Weihong Deng, “Deep facial expression recognition: A survey,” *IEEE Transactions on Affective Computing*, 2020.
- [6] Daniel McDuff, Rana El Kaliouby, Jeffrey F Cohn, and Rosalind W Picard, “Predicting ad liking and purchase intent: Large-scale analysis of facial responses to ads,” *IEEE Transactions on Affective Computing*, vol. 6, no. 3, pp. 223–235, 2014.
- [7] Daniel McDuff and Rana El Kaliouby, “Applications of automated facial coding in media measurement,” *IEEE transactions on affective computing*, vol. 8, no. 2, pp. 148–160, 2016.
- [8] Natalia Efremova, Navid Hajimirza, David Bassett, and Felipe Thomaz, “Understanding consumer attention on mobile devices,” in *2020 15th IEEE International Conference on Automatic Face and Gesture Recognition (FG 2020)*. IEEE, 2020, pp. 919–919.
- [9] Isha Dua, Akshay Uttama Nambi, CV Jawahar, and Venkat Padmanabhan, “Autorate: How attentive is the driver?,” in *2019 14th IEEE International Conference on Automatic Face & Gesture Recognition (FG 2019)*. IEEE, 2019, pp. 1–8.
- [10] Alexandru Mălăescu, Liviu Cristian Duțu, Alina Sultana, Dan Filip, and Mihai Ciuc, “Improving in-car emotion classification by nir database augmentation,” in *2019 14th IEEE International Conference on Automatic Face & Gesture Recognition (FG 2019)*. IEEE, 2019, pp. 1–5.
- [11] Jeffrey M Girard, Jeffrey F Cohn, Mohammad H Maahoor, S Mohammad Mavadati, Zakia Hammal, and Dean P Rosenwald, “Nonverbal social withdrawal in depression: Evidence from manual and automatic analyses,” *Image and vision computing*, vol. 32, no. 10, pp. 641–647, 2014.
- [12] Mina Bishay, Petar Palasek, et al., “Schinet: Automatic estimation of symptoms of schizophrenia from facial behaviour analysis,” *IEEE Transactions on Affective Computing*, 2019.
- [13] Mina Bishay, Stefan Priebe, and Ioannis Patras, “Can automatic facial expression analysis be used for treatment outcome estimation in schizophrenia?,” in *ICASSP 2019-2019 IEEE International Conference on Acoustics, Speech and Signal Processing (ICASSP)*. IEEE, 2019, pp. 1632–1636.
- [14] Shaoqing Ren, Kaiming He, Ross Girshick, and Jian Sun, “Faster r-cnn: Towards real-time object detection with region proposal networks,” *Advances in neural information processing systems*, vol. 28, pp. 91–99, 2015.
- [15] Daniel McDuff, Rana Kaliouby, et al., “Affectiva-mit facial expression dataset (am-fed): Naturalistic and spontaneous facial expressions collected,” in *Proceedings of the IEEE Conference on Computer Vision and Pattern Recognition Workshops*, 2013, pp. 881–888.
- [16] Mina Bishay, Ahmed Ghoneim, Mohamed Ashraf, and Mohammad Mavadati, “Choose settings carefully: Comparing action unit detection at different settings using a large-scale dataset,” in *2021 IEEE International Conference on Image Processing (ICIP)*. IEEE, 2021, pp. 2883–2887.
- [17] Mina Bishay, Ahmed Ghoneim, Mohamed Ashraf, and Mohammad Mavadati, “Which cnns and training settings to choose for action unit detection? a study based on a large-scale dataset,” *arXiv preprint arXiv:2111.08320*, 2021.
- [18] Wallace V Friesen, Paul Ekman, et al., “Emfacs-7: Emotional facial action coding system,” *Unpublished manuscript, University of California at San Francisco*, vol. 2, no. 36, pp. 1, 1983.