

# Practical Abstraction for Model Checking of Multi-Agent Systems

Wojciech Jamroga  
University of Luxembourg  
Luxembourg, Luxembourg  
wojciech.jamroga@uni.lu

Yan Kim  
University of Luxembourg  
Luxembourg, Luxembourg  
yan.kim@uni.lu

## ABSTRACT

Model checking of multi-agent systems (MAS) is known to be hard, both theoretically and in practice. A smart abstraction of the state space may significantly reduce the model, and facilitate the verification. In this paper, we propose and study an intuitive agent-based abstraction scheme, based on the removal of variables in the representation of a MAS. This allows to achieve a desired reduction of a state space without generating the global model of the system. Moreover, the process is easy to understand and control even for domain experts with little knowledge of computer science. We formally prove the correctness of the approach, and evaluate the gains experimentally on a family of a postal voting procedure models.

## KEYWORDS

model checking, abstraction, multi-agent systems

### ACM Reference Format:

Wojciech Jamroga and Yan Kim. 2023. Practical Abstraction for Model Checking of Multi-Agent Systems. In *ACM Conference, Washington, DC, USA, July 2017, IFAAMAS*, 11 pages.

## 1 INTRODUCTION

*Multi-agent systems (MAS)* describe interactions of multiple entities called agents, often assumed to be autonomous, intelligent, and/or rational. The theoretical foundations of MAS are mostly based on modal logic and game theory [41, 42]. In particular, the temporal logics CTL, LTL, and CTL<sup>\*</sup> provide intuitive formalizations of many relevant properties, including reachability, liveness, safety, and fairness [20]. Algorithms and tools for verification have been in constant development for 40 years, with temporal model checking being the most popular approach [3, 11].

However, formal verification of MAS is known to be hard, both theoretically and in practice. The state-space explosion is a major source of the computational hardness, as faithful models of real-world systems are immensely huge and infeasible even to generate, let alone verify. In consequence, model checking of MAS with respect to their *modular representations* ranges from PSPACE-complete to undecidable [9, 39]. No less importantly, it is often unclear how to create the input model, especially if the system to be modeled involves human behavior [25]. Similarly, formalizing the relevant properties in the right way is by no means trivial [26]. Both parts of the specification are error-prone and difficult to debug and validate: most model-checkers for MAS do not even have a graphical user interface.<sup>1</sup> Thus, in realistic cases, one does not even know if what they are verifying and what they *think* they verify are indeed the same thing.

Much work has been done on containing the state-space explosion by smart representation and/or reduction of input models. Symbolic model checking based on SAT- or BDD-based representations of the state/transition space [24, 28, 31, 34, 35, 38] fall into the former group. Model reduction methods include partial-order reduction [22, 27, 37], equivalence-based reductions [1, 6, 19], and state/action-abstraction [10, 16, 23]. More specific variants of abstraction for multi-agent systems have been proposed in [14, 18, 21, 33], and more recently in [7, 8, 29]. A smart abstraction of the state space may reduce the model to manageable size by clustering “similar” concrete states into *abstract states*, which should facilitate verification. Unfortunately, such clustering may remove essential information from the model, thus making the verification of the abstract model inconclusive for the original model. Lossless abstractions can be obtained by means of abstraction-refinement [4, 12, 13, 17, 40] but, typically, they are difficult to compute or provide insufficient reduction of the model – quite often both.

In consequence, one has to live with abstractions that only approximate the concrete model. Moreover, crafting a good abstraction is an art that relies on the domain expertise of the modeler. Since domain experts are seldom computer scientists or specialists in formal methods, the theoretical formulation of abstraction as an arbitrary mapping from the concrete to the abstract state space has little appeal. Moreover, model checking tools typically do not support abstraction, so doing one would require to manipulate the input specification code, which is a difficult task in itself. What we need is a simple and intuitive methodology for selecting information to be removed from a MAS model, and for its automated removal that preserves certain guarantees. Last but not least, practical abstraction should be applied on modular representations of MAS, unlike the theoretical concept that is usually defined with respect to explicit models of global states.

In this paper, we suggest that the conceptually simplest kind of abstraction consists in removing a domain variable from the input model. This can be generalized to the merging of several variables into a single one, and possibly clustering their valuations. It is also natural to restrict the scope of abstraction to a part of the graph. As the main technical contribution, we propose a correct-by-design method to generate such abstractions. We prove that the abstractions preserve the valuations of temporal formulae in Universal CTL<sup>\*</sup> (ACTL<sup>\*</sup>). More precisely, our *may*-abstractions preserve the falsity of ACTL<sup>\*</sup> properties, so if  $\varphi \in \text{ACTL}^*$  holds in the abstract model, it must also hold in the original one. Conversely, our *must*-abstractions preserve the truth of ACTL<sup>\*</sup> formulae, so if  $\varphi \in \text{ACTL}^*$  is false in the abstract model, it must also be false in the original one. We also evaluate the efficiency of the method by

<sup>1</sup>Notable exceptions include UPPAAL [5] and STV [30].

verifying a scalable model of postal voting in UPPAAL. The experiments show that the method is user-friendly, compatible with a state of the art verification tool, and capable of providing significant computational gains.

## 2 PRELIMINARIES

We start by introducing the models and formulae which serve as an input to model checking.

### 2.1 MAS Graphs

To represent the behavior of a multi-agent system, we use modular representations inspired by reactive modules [2], interleaved interpreted systems [27, 32], and in particular by the way distributed systems are modeled in UPPAAL [5].

Let  $Var$  be a finite set of typed variables over finite domain<sup>2</sup>. By  $Eval(Var)$  we denote a set of evaluation functions which map variables  $v \in Var$  to values in their domains  $dom(v)$ .

$Cond$  is a set of logical expressions (also called *guards*) over  $Var$  and literal values, possibly involving arithmetic operators (i.e., “+”, “−”, “\*”, “/” and “%”).

Let  $Chan$  be a finite set of asymmetric synchronization channels. We define the set of synchronizations as  $Sync = \{c!, c? \mid c \in Chan\} \cup \{-\}$ , with  $c!$  and  $c?$  for sending and receiving on a channel  $c$  accordingly, and “−” standing for no synchronization. For the paper, we will focus only on 1-to-1 type of synchronization; adding the 1-to-many (broadcast) and many-to-many is straightforward (by minor tweaks of Definition 2.4), is of a less academic value, and therefore omitted.

**Definition 2.1.** An *agent graph* is a tuple  $G = (Var, Loc, l_0, g_0, Act, Effect, \hookrightarrow)$ , consisting of:

- $Var$ : a finite set of typed *variables* over finite domains;
- $Loc$ : a non-empty finite set of *locations* (nodes in the graph);
- $l_0 \in Loc$ : the initial location;
- $g_0 \in Cond$ : the initial condition;
- $Act$ : a set of *actions*, with  $\tau \in Act$  standing for “do nothing”;
- $Effect : Act \times Eval(Var) \mapsto Eval(Var)$ : the *effect* of an action<sup>3</sup>;
- $\hookrightarrow \subseteq Loc \times Label \times Loc$ : the set of labelled edges defining the local *transition relation*.

The set of labels is defined as  $Label \subseteq Cond \times Sync \times Act$ . An edge  $(l, T, l') \in \hookrightarrow$ , where  $T \in Label$ , will often be denoted by  $l \xrightarrow{g:ch\alpha} l'$ , where  $g = cond(T)$ ,  $ch = sync(T)$  and  $\alpha = act(T)$ .<sup>4</sup>

A condition  $g \in Cond$  can be associated with a set of evaluations  $Sat(g) = \{\eta \in Eval(Var) \mid \eta \models g\}$  satisfying it. An edge labelled with  $T \in Label$  is said to be *locally enabled* for evaluation  $\eta \in Eval(Var)$  iff  $\eta \in Sat(cond(T))$ . Furthermore, every action  $\alpha \in Act \setminus \{\tau\}$  can be associated with a non-empty sequence of atomic assignment statements (also called *updates*) of the form  $\alpha^{(1)} \alpha^{(2)} \dots \alpha^{(m)}$ .

A function  $\mathcal{V} : Cond \cup Act \mapsto 2^{Var}$  maps an expression or an assignment statement to the set of occurring variables.

Without loss of generality, we assume that for the set  $Var = \{v_1, \dots, v_k\}$  its elements are enumerated and/or ordered in some

<sup>2</sup>We will focus exclusively on variables over finite domains, the only variant of variables supported by Uppaal, and, naturally, the one interpreted by the programs.

<sup>3</sup>Clearly, on an argument  $\tau$  it will behave just as an identity function over  $Eval(Var)$ .

<sup>4</sup>For the sake of readability, when  $ch = -$ , the channel sub-label will be omitted.

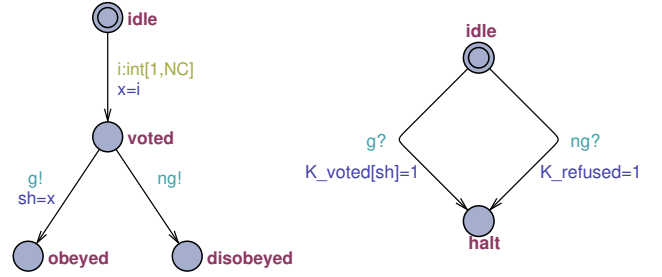


Figure 1: MAS graph for ASV: (a) Voter, (b) Coercer

arbitrary yet fixed way. Then the evaluation of any  $V \subseteq Var$  can be represented as a vector  $\eta(V) = [\eta(v_{i_1}), \dots, \eta(v_{i_k})]$ , where  $\forall j=1..k. i_j \in \{1, \dots, k\} \wedge \forall j=1..k. i_j \leq i_{j+1}$ .

Let  $V \subseteq Var$  and  $r \in Cond \cup Act \cup Eval(Var)$ , by  $r[V = C]$  we denote the substitution of all free occurrences of variables  $V$  in  $r$  by  $C \in dom(V)$ .

**Definition 2.2.** A *MAS graph* is a multiset of agent graphs additionally parameterized by a set of shared (global) variables. We assume w.l.o.g. that all local variables have unique names (e.g., achieved by prefixing those with a name of its agent graph), then a set of shared variables can be derived by taking an intersection over the variable sets of component agents.

**Example 2.3 (ASV).** As the running example, we use a variation of the Asynchronous Simple Voting scenario of [27]. Its MAS graph  $ASV = \{Var_{sh}, G_{Voter}, G_{Coercer}\}$  is shown in Figure 1. The system is parameterized by the number of candidates  $NC$  and consists of a voter graph  $G_{Voter}$ , a coercer graph  $G_{Coercer}$ , a set of shared variables  $Var_{sh} = \{sh\}$  and an implicit  $g_0 = \bigwedge_{v \in Var} (v == 0)$ .

The voter starts by non-deterministically selecting one of the candidates ( $i : \text{int}[1, NC]$ ), and casting a vote for the candidate ( $idle \rightarrow voted$ ). Then, she decides to either give the proof of how she voted to the coercer ( $voted \rightarrow obeyed$ ), or to refuse it ( $voted \rightarrow disobeyed$ ). Both options require executing a synchronous transition with the coercer. In turn, the coercer either gets the proof and learns for whom the vote was cast, or becomes aware of the voter’s refusal.

### 2.2 Models of MAS Graphs

We define the execution of a MAS graph by its *unwrapping*.

**Definition 2.4.** Let  $MG = \{Var_{sh}, G_1, \dots, G_n\}$  be a MAS graph having a set of shared variables  $Var_{sh}$ . The *combined MAS graph* of  $MG$  is the agent graph  $G_{MG} = (Var, Loc, l_0, g_0, Act, Effect, \hookrightarrow)$ , where  $Var = \bigcup_{i=1}^n Var_i$ ,  $Loc = Loc_1 \times \dots \times Loc_n$ ,  $l_0 = (l_{0,0}, \dots, l_{n,0})$ ,  $g_0 = g_{0,0} \wedge \dots \wedge g_{n,0}$ ,  $Act = \bigcup_{i=1}^n Act_i$ .

Relation  $\hookrightarrow$  is obtained inductively by the following rules (where  $l_i, l'_i \in Loc_i$ ,  $l_j, l'_j \in Loc_j$ ,  $c \in Chan_i \cap Chan_j$  for two agent graphs  $G_i$  and  $G_j$  of distinct indices  $1 \leq i, j \leq n$ ):

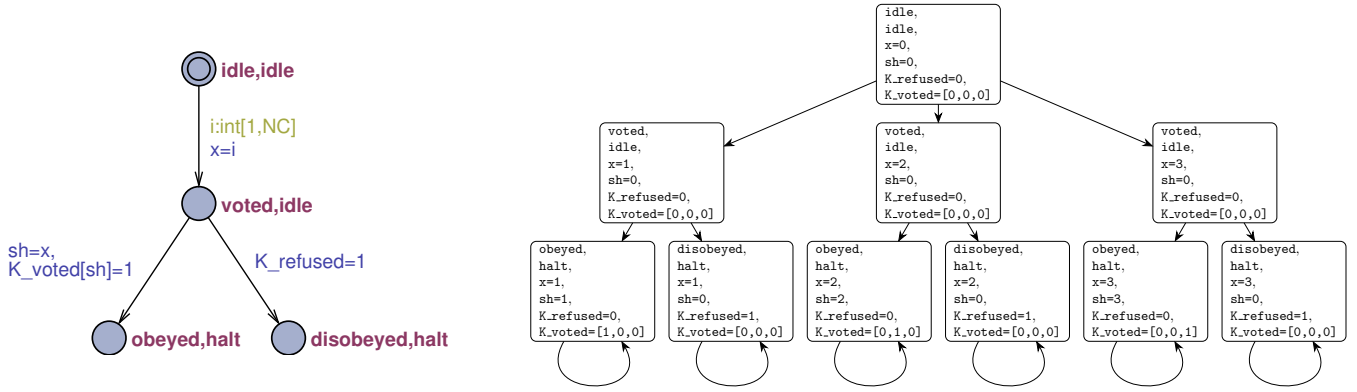


Figure 2: Models of MAS: (a) combined MAS graph of ASV; (b) Unwrapping for ASV with  $NC = 3$  candidates

$$\begin{array}{c}
 l_i \xrightarrow{g_i:c!\alpha_i} l'_i \wedge l_j \xrightarrow{g_j:c?\alpha_j} l'_j \\
 (l_i, l_j) \xrightarrow{g_i \wedge g_j:(\alpha_i \circ \alpha_j)} (l'_i, l'_j) \\
 \\
 l_i \xrightarrow{g_i:c?\alpha_i} l'_i \wedge l_j \xrightarrow{g_j:c!\alpha_j} l'_j \\
 (l_i, l_j) \xrightarrow{g_i \wedge g_j:(\alpha_i \circ \alpha_j)} (l'_i, l'_j) \\
 \\
 l_i \xrightarrow{g_i:\alpha_i} l'_i \\
 (l_i, l_j) \xrightarrow{g_i:\alpha_i} (l'_i, l_j) \\
 \\
 l_j \xrightarrow{g_j:\alpha_j} l'_j \\
 (l_i, l_j) \xrightarrow{g_j:\alpha_j} (l_i, l'_j)
 \end{array}$$

Lastly, the effect function is defined by:

$$\text{Effect}(\alpha, \eta) = \begin{cases} \text{Effect}_i(\alpha, \eta) & \text{if } \alpha \in \text{Act}_i \\ \text{Effect}(\alpha_i, \text{Effect}(\alpha_j, \eta)) & \text{if } \alpha = \alpha_i \circ \alpha_j \end{cases}$$

Note that by construction of combined MAS graph its edges can be labelled only by  $T \in \text{Label}$  where  $\text{sync}(T) = -$ .

*Example 2.5.* The combined MAS graph  $G_{ASV}$  for asynchronous simple voting of Example 2.3 is depicted in Figure 2a.

*Definition 2.6.* A *model* is a tuple  $M = (St, I, \longrightarrow, AP, L)$ , where  $St$  is a set of states,  $I \subseteq St$  is a non-empty set of initial states,  $\longrightarrow \subseteq St \times St$  is a transition relation,  $AP$  is a set of atomic propositions,  $L : St \rightarrow 2^{AP}$  is a labelling function. We assume  $\longrightarrow$  to be serial, i.e., there is at least one outgoing transition at every state.

Nodes and edges in an agent graph correspond to *sets* of states and transitions, defined by its unwrapping.

*Definition 2.7.* The *unwrapping* of an agent graph  $G$  is a model  $M(G) = (St, I, \longrightarrow, AP, L)$ , where:

- $St = \text{Loc} \times \text{Eval}(\text{Var})$ ,
- $I = \{\langle l_0, \eta \rangle \in St \mid \eta \in \text{Sat}(g_0)\}$ ,
- $\longrightarrow = \longrightarrow_0 \cup \{(s, s) \in St \times St \mid \neg \exists s' \in St. s \longrightarrow_0 s'\}$ , where  $\longrightarrow_0 = \{(\langle l, \eta \rangle, \langle l', \eta' \rangle) \in St \times St \mid \exists l \xrightarrow{g:\alpha} l'. \eta \in \text{Sat}(g) \wedge \eta' = \text{Effect}(\alpha, \eta)\}$ ,<sup>5</sup>
- $AP = \text{Loc} \cup \text{Cond}$ ,
- $L(\langle l, \eta \rangle) = \{l\} \cup \{g \in \text{Cond} \mid \eta \in \text{Sat}(g)\}$ .

The unwrapping  $M(MG)$  of a MAS graph  $MG$  is given by the unwrapping of its combined graph.

By a slight abuse of notation, we lift some operators to sets of states. For example,  $L(S) = \bigcup_{s \in S} L(s)$  for  $S \subseteq St$ . Moreover, we

<sup>5</sup>Note that  $\longrightarrow$  adds loops wherever necessary to make the relation serial.

will use  $AP(V)$  to denote the subset of propositions that do not use variables from outside  $V$ .

*Example 2.8.* The unwrapping  $M(ASV)$  of the MAS graph for asynchronous simple voting (Example 2.3) with 3 candidates is shown in Figure 2b.

*Definition 2.9.* Let  $M$  be a model. A *run* in  $M$  is a sequence of states  $s_0 s_1 \dots$ , such that  $s_i \in St$  and  $s_i \longrightarrow s_{i+1}$  for every  $i$ . A *path* is an infinite run. For a finite run  $\pi = s_0 s_1 \dots s_n$ , let  $\text{length}(\pi) = n$  denote its length. By  $\pi[k]$  and  $\pi[i, j]$  we will denote a  $k$ -th state and a run fragment from  $i$  to  $j$  of  $\pi$  accordingly. The sets of all runs in  $M$ , all paths in  $M$ , and all paths starting from state  $s$  are denoted by  $\text{Runs}(M)$ ,  $\text{Paths}(M)$ , and  $\text{Paths}(s)$ . Similarly,  $\text{Runs}^t$  will denote the set of runs of fixed length  $t \in \mathbb{N}^+ \cup \{\infty\}$ .

A state  $s \in St$  is said to be *reachable* in model  $M$  if there exists a run  $\pi = s_0 \dots s_n$ , s.t.  $s_0 \in I$  and  $s_n = s$ .

## 2.3 Branching-Time Logic ACTL\*

To specify requirements, we use the *universal fragment* of the branching-time logic  $\text{CTL}^*$  [20] (denoted  $\text{ACTL}^*$ )<sup>6</sup> with  $A$  (“for every path”) as the only path quantifier. The syntax for  $\text{ACTL}^*$  over a set of atomic propositions  $AP$  is formally given by:

$$\begin{aligned}
 \psi &::= \top \mid \perp \mid a \mid \neg a \mid \psi \wedge \psi \mid \psi \vee \psi \mid A\varphi \\
 \varphi &::= \psi \mid \varphi \wedge \varphi \mid \varphi \vee \varphi \mid X\varphi \mid \varphi U \varphi
 \end{aligned}$$

where  $a \in AP$ , and  $X, U$  stand for “next” and “until,” respectively. Formulae  $\psi$  are called state formulae, and  $\varphi$  are called path formulae. The semantics of  $\text{ACTL}^*$  is given with respect to states  $s$  and paths  $\pi$  of a model  $M$ .

$$\begin{aligned}
 M, s \models a & \quad \text{iff } a \in L(s) \\
 M, s \models A\varphi & \quad \text{iff } M, \pi \models \varphi \text{ for all } \pi \in \text{Paths}(s) \\
 M, \pi \models \psi & \quad \text{iff } M, \pi[0] \models \psi \\
 M, \pi \models X\varphi & \quad \text{iff } M, \pi[1, \infty] \models \varphi \\
 M, \pi \models \varphi_1 U \varphi_2 & \quad \text{iff } \exists j. (M, \pi[j, \infty] \models \varphi_2 \wedge \\
 & \quad \forall 1 \leq i < j. M, \pi[i, \infty] \models \varphi_1)
 \end{aligned}$$

<sup>6</sup>Not to be confused with “Action CTL” of [36].

---

**Algorithm 1:** Abstraction of MAS graph  $MG = \{Var_{sh}, G_1, \dots, G_n\}$  w.r.t. variables  $V$

---

```

1 compute the combined graph  $G_{MG}$  of  $MG$ 
2 compute the approximate local domain  $d$  for  $V$  in  $G_{MG}$ 
3 foreach agent graph  $G_i \in MG$  do
4   | compute abstract graph  $\mathcal{A}(G_i)$  w.r.t.  $Var_i \cap V$  and  $d_i$ 
5 end
6 return  $\mathcal{A}(MG) = \{Var_{sh}, \mathcal{A}(G_1), \dots, \mathcal{A}(G_n)\}$ 

```

---

The clauses for Boolean connectives are standard. Additional (dual) temporal operators “sometime” and “always” can be defined as  $F\psi \equiv \top \cup \psi$  and  $G\psi \equiv \neg F\neg\psi$ . Model  $M$  satisfies formula  $\psi$  (written  $M \models \psi$ ) iff  $M, s_0 \models \psi$  for all  $s_0 \in I$ .

*Example 2.10.* Model  $M = \mathcal{M}(ASV)$  in Figure 2b satisfies the ACTL<sup>\*</sup> formulae  $AG(\neg \text{obeyed} \vee K\_voted[x]=1)$ , saying that if Voter obeys, a Coercer gets to know how she voted, and  $AG(\neg \text{disobeyed} \vee K\_refused=1)$ , saying that she cannot disobey Coercer’s instructions without his knowledge. It does not satisfy  $AF(\neg K\_voted=[0, 0, 0])$ , saying that Coercer will eventually get to know how Voter voted.

### 3 VARIABLE ABSTRACTION FOR MAS GRAPHS

In this section, we describe how to automatically reduce MAS graphs by simplifying their local variables.

#### 3.1 Main Idea

We transform the MAS graph  $MG = \{Var_{sh}, G_1, \dots, G_n\}$  in such a way that: (i) the resulting abstract MAS graph  $\mathcal{A}(MG)$  is transformed *locally*, i.e.,  $\mathcal{A}(MG) = \{Var_{sh}, \mathcal{A}(G_1), \dots, \mathcal{A}(G_n)\}$ ; (ii) the abstract agent graphs  $\mathcal{A}(G_i)$  have the same structure of locations as their concrete versions  $G_i$ ; (iii) the only change results from removal of a subset of local variables  $V$ , or simplifying their domains of values.

Moreover, we want may-abstraction  $\mathcal{A}^{may} = \mathcal{A}(MG)$  to *over-approximate*  $MG$ , in the sense that every transition in  $MG$  has its counterpart in  $\mathcal{A}^{may}$ . Then, every formula of type  $A\phi$  that holds in the model  $\mathcal{M}(\mathcal{A}^{may})$  must also hold in the model  $\mathcal{M}(MG)$ .

Alternatively, we may want must-abstraction  $\mathcal{A}^{must} = \mathcal{A}(MG)$  to *under-approximate*  $MG$ , in the sense that all transitions in  $\mathcal{A}^{must}$  have their counterparts in  $MG$ . Then, if  $A\phi$  is false in  $\mathcal{M}(\mathcal{A}^{must})$ , it also cannot be true in  $\mathcal{M}(MG)$ .

The general structure of the procedure is shown in Algorithm 1. First, we approximate the set of reachable evaluations  $d(V, l)$  in every location of a combined MAS graph  $G_{MG}$ . This can be done following the algorithm `ApproxLocalDomain`, presented in Appendix A. Then, its output is used to transform the agent graphs  $G_i$ , one by one, by removing (or simplifying) those variables of  $V$  that occur in  $G_i$ . We implement it by function `ComputeAbstraction` in Sections 3.2–3.4.

**Assumptions and Notation.** Assume there is a unique initial evaluation  $\eta_0$  satisfying initial condition  $g_0$ ,  $\exists! \eta_0 \in Eval(Var) \cap Sat(g_0)$ , and assigning each  $v \in Var$  with its default value  $v_0 = \eta_0(v)$ .

Furthermore, for an approximation  $d$  obtained from variables  $V$  and  $Loc = Loc_1 \times \dots \times Loc_n$ , by  $d_i$  we denote a reduced on the  $i$ -th location component “narrowing” of a local domain, where

$l \in Loc$	$r(l)$	$d(x, l)$
$\langle \text{idle}, \text{idle} \rangle$	3	$\{0\}$
$\langle \text{voted}, \text{idle} \rangle$	2	$\{1, 2, 3\}$
$\langle \text{obeyed}, \text{halt} \rangle$	0	$\{1, 2, 3\}$
$\langle \text{disobeyed}, \text{halt} \rangle$	0	$\{1, 2, 3\}$

**Table 1: Reachability index  $r$  and upper-approximation domain  $d$  for ASV**

---

**Algorithm 2:** Abstraction by variable removal

---

```

1 ComputeAbstraction( $G = G_i, V, d = d_i$ )
2    $\hookrightarrow_a := \emptyset$ 
3   foreach  $l \xrightarrow{g:ch \alpha} l'$  do
4     | foreach  $c \in d(V, l)$  do
5       |  $g' := g[V = c]$ 
6       |  $\delta_0 = \{\eta \in Sat(g) \mid \eta(V) = c\}$ 
7       |  $\text{let } \alpha' = \alpha^{(1)} \dots \alpha^{(m)}$ 
8       | for  $i = 1$  to  $m$  do
9         | |  $\delta_i = \{\eta' = Effect(\eta, \alpha^{(i)}) \mid \eta \in \delta_{i-1}\}$ 
10        | | if  $lhs(\alpha^{(i)}) \notin V$  then
11          | | |  $\alpha^{(i)} := \tau$ 
12        | | end
13        | |  $A = \prod_{i=1}^m \{\alpha^{(i)} [V = \eta(V)] \mid \eta \in \delta_i\}$ 
14        | |  $\hookrightarrow_a := \hookrightarrow_a \cup (\bigcup_{\alpha' \in A} \{l \xrightarrow{g':ch \alpha'} l'\})$ 
15      | end
16    | end
17   $G. \hookrightarrow_a := \hookrightarrow_a$ 
18  return  $G$ 

```

---

$1 \leq i \leq n$ . Intuitively, for  $l_j \in Loc_i$  the value of  $d_i(V, l_j)$  is defined as  $\bigcup_{l \in Loc_1 \times \dots \times Loc_{i-1} \times \{l_j\} \times Loc_{i+1} \times \dots \times Loc_n} d(V, l)$ .

**Upper- vs. Lower-Approximation.** We define two variants of the algorithm. The upper-approximation of local domain for every  $l \in Loc$  initializes  $d(V, l) = \emptyset$ , and then adds new, possibly reachable values of  $V$  whenever they are produced on an edge coming to  $l$ . The lower-approximation initializes  $d(V, l) = dom(V)$ , and iteratively removes the values might be unreachable. To this end, `ApproxLocalDomain` is parameterized by symbols  $d_0$  and  $\otimes$ , such that  $d_0 = \emptyset$  and  $\otimes = \cup$  for the upper-approximation, and  $d_0 = dom(V)$  and  $\otimes = \cap$  for the lower-approximation. Note that  $d_0$  is simply a neutral (identity) element of the  $\otimes$ -operation.

*Example 3.1.* The output of `ApproxLocalDomain` for the upper-approximation of variable  $x$  in the combined ASV graph of Example 2.5 can be found in Table 1.

#### 3.2 Abstraction by Removal of Variables

The simplest form of variable-based abstraction consists in the complete removal of a given variable  $x$  from the MAS graph. To this end, we use the approximation of reachable values of  $V \subseteq Var$ , produced by `ApproxLocalDomain`. More precisely, we transform every edge between  $l$  and  $l'$  that includes variables from  $V' \subseteq V$  in its guard and/or its update into a set of edges (between the same locations), each obtained by substituting  $V'$  with a different value

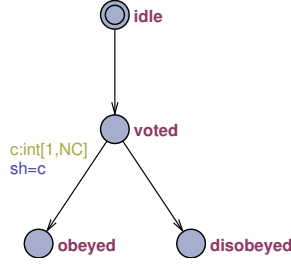


Figure 3: Over-approx. abstraction  $\mathcal{A}_{\{x\}}^{may}(G_{Voter}, ASV)$

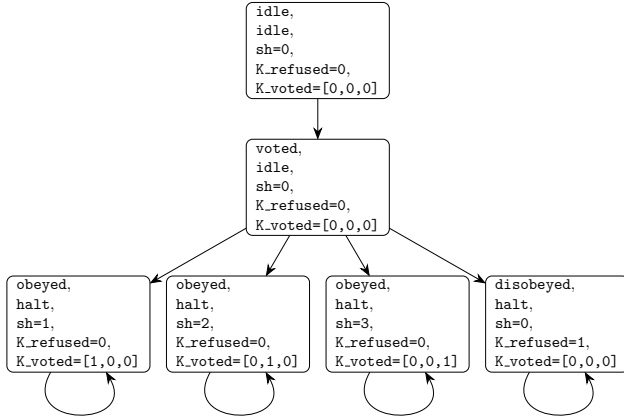


Figure 4: Unwrapping for the over-approximating abstraction  $\mathcal{A}_{\{x\}}^{may}(ASV) = \{\mathcal{A}_{sh}, \mathcal{A}_{\{x\}}^{may}(G_{Voter}, ASV), G_{Coercer}\}$

$C \in d(V', l)$ , see Algorithm 2. The abstract agent graph obtained by removing variables  $V$  from  $G$  in the context of  $MG$  is denoted by  $\mathcal{A}_{\{V\}}(G, MG)$ . Whenever relevant, we will use  $\mathcal{A}^{may}$  (resp.  $\mathcal{A}^{must}$ ) to indicate the used variant of abstraction.

*Example 3.2.* The result of removing variable  $x$  from the voter graph, according to the domain's upper-approximation presented in Table 1, is shown in Figure 3. Note that its unwrapping (Figure 4) is distinctly smaller than the original one (Figure 2b). Still, as we will formally show in Section 4, all the paths of the model in Figure 2b are appropriately represented in the model of Figure 4.

### 3.3 Merging Variables and Their Values

A more general variant of variable abstraction assumes a collection of mappings  $F = \{f_1, \dots, f_m\}$ . Each mapping  $f_i : Eval(X_i) \mapsto Eval(z_i)$  merges the local variables  $X_i \subseteq Var_j$  of some agent graph  $G_j$  to a fresh variable  $z_i$ . The abstraction based on  $f_i$  removes variables  $X_i$  from graph  $G_j$ , and replaces them with  $z_i$  that “clusters” the values of  $X_i$  into appropriate abstraction classes. We will use  $Args_R(f_i) = X_i$  and  $Args_R(F) = \bigcup_{i=1}^m Args_R(f_i)$  to refer to the variables removed by  $f_i$  and  $F$ .  $Args_N(f_i) = \{z_i\}$  and  $Args_N(F) = \bigcup_{i=1}^m Args_N(f_i)$  refer to the new variables.

Note that the procedure in Section 3.2 can be seen as a special case, with a sole mapping  $f$  merging  $X = \{x\}$  to a fresh variable  $z$  with the singleton domain  $dom(z) = \{\eta_0(x)\}$ .

### 3.4 Restricting the Scope of Abstraction

The most general variant concerns a set  $F = \{(f_1, Sc_1), \dots, (f_m, Sc_m)\}$ , where each  $f_i : Eval(X_i) \mapsto Eval(z_i)$  is a variable mapping in some graph  $G_j$ , and  $Sc_i \subseteq Loc_j$  defines its scope. In the locations  $l \in Sc_i$ , mapping  $f_i$  is applied and the values of all  $v \in X_i$  are set to  $v_0$  (depending on the needs, different value can be fixed per location). Outside of  $Sc_i$ , the variables in  $X_i$  stay intact, and the new variable  $z_i$  is assigned an arbitrary default value.

The resulting procedure is presented in Appendix B.

The abstract agent graph obtained by function `ComputeAbstraction` from  $G$  in the context of  $MG$  via  $F$  is denoted by  $\mathcal{A}_F(G, MG)$ . The abstraction of the whole MAS graph  $MG = \{Var_{sh}, G_1, \dots, G_n\}$  is defined (in accordance with Algorithm 1) as

$$\mathcal{A}_F(MG) = \{Var_{sh}, \mathcal{A}_F(G_1, MG), \dots, \mathcal{A}_F(G_n, MG)\}$$

## 4 CORRECTNESS OF VARIABLE ABSTRACTION

We will now prove that the abstraction scheme preserves the formulae of  $ACTL^*$  if the computation of variable domain  $d$  produces an upper-approximation of their reachable values. In essence, we show that the abstraction always produces an over-approximation of the MAS graph, which induces an appropriate simulation relation, and thus guarantees (one-way) preservation of  $ACTL^*$ .

### 4.1 Simulations between Models

We first recall a notion of simulation between models [3, 11, 14].

*Definition 4.1.* Let  $M_i = (St_i, I_i, \longrightarrow_i, AP_i, L_i)$ ,  $i = 1, 2$  be a pair of models, and let  $AP \subseteq AP_1 \cap AP_2$  be a subset of common atomic propositions. Model  $M_2$  *simulates* model  $M_1$  over  $AP$  (written  $M_1 \leq_{AP} M_2$ ) if there exists a *simulation relation*  $\mathcal{R} \subseteq St_1 \times St_2$  over  $AP$ , s.t.:

- (i) for every  $s_1 \in I_1$ , there exists  $s_2 \in I_2$  with  $s_1 \mathcal{R} s_2$ ;
- (ii) for each  $(s_1, s_2) \in \mathcal{R}$ :
  - (a)  $L_1(s_1) \cap AP = L_2(s_2) \cap AP$ , and
  - (b) if  $s_1 \rightarrow s'_1$  then there exists  $s'_2$  such that  $s'_1 \mathcal{R} s'_2$ .

Additionally, for a pair of reachable states  $s_1, s_2$  in  $M_1, M_2$  such that  $(s_1, s_2) \in \mathcal{R}$ , we say that the pointed model  $(M_2, s_2)$  *simulates*  $(M_1, s_1)$  over  $AP$ , and denote it by  $(M_1, s_1) \leq_{AP} (M_2, s_2)$ .

**THEOREM 4.2.** *For  $(M_1, s_1) \leq_{AP} (M_2, s_2)$  and any  $ACTL^*$  state formula  $\psi$ , built of propositions from  $AP$  only, it holds that:*

$$M_2, s_2 \models \psi \text{ implies } M_1, s_1 \models \psi \quad (*)$$

The proof is standard, see e.g. [3].

### 4.2 Over-Approximations of MAS Graphs

Let  $M_1 = \mathcal{M}(MG_1), M_2 = \mathcal{M}(MG_2)$  be models resulting from unwrapping of MAS graphs  $MG_1, MG_2$ . We start with a notion of simulation between states and runs, and then use that to define what it means for a  $M_2$  to be a may-approximation of  $M_1$ .

*Definition 4.3.* State  $s_2 = \langle l_2, \eta_2 \rangle$  *simulates* state  $s_1 = \langle l_1, \eta_1 \rangle$  with respect to variables  $V \subseteq Var_1 \cap Var_2$  (denoted  $s_1 \lesssim_V s_2$ ) iff  $l_1 = l_2$  and for all  $v \in V$  we have  $\eta_1(v) = \eta_2(v)$ .

Moreover, run  $\pi_2 \in Runs(M_2)$  *simulates* run  $\pi_1 \in Runs(M_1)$  with respect to  $V$  (denoted  $\pi_1 \lesssim_V \pi_2$ ) iff:

- (i)  $length(\pi_1) = length(\pi_2) = t$ , and

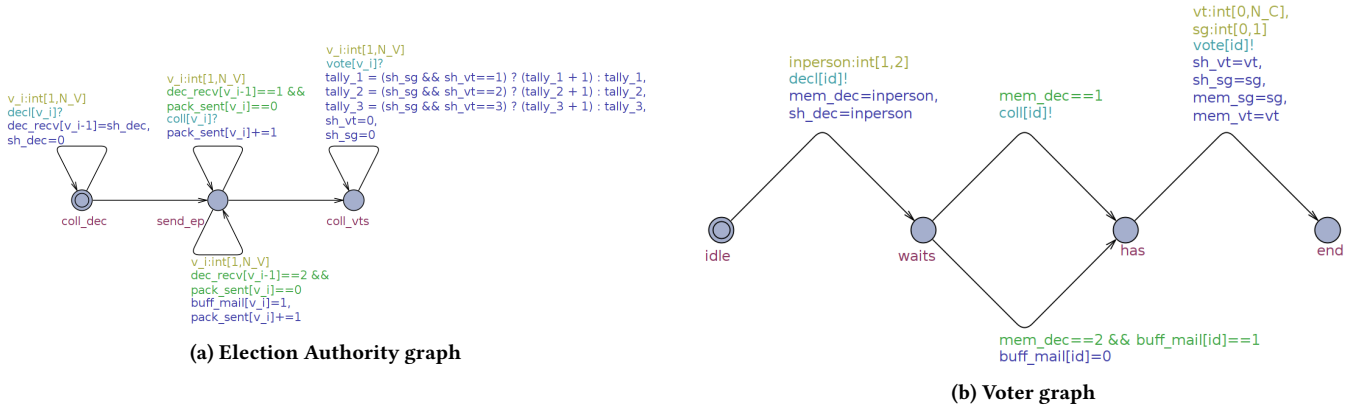


Figure 5: MAS graph for simplified postal voting

conf NV,NC	Concrete		Abstract 1			Abstract 2			Abstract 3		
	#St	tv (sec)	ta (sec)	#St	tv (sec)	ta (sec)	#St	tv (sec)	ta (sec)	#St	tv (sec)
1,1	2.30e+1	0	0.03	1.90e+1	0	0.07	1.80e+1	0	0.16	1.60e+1	0
1,2	2.70e+1	0	0.03	2.10e+1	0	0.08	2.00e+1	0	0.06	1.70e+1	0
1,3	3.10e+1	0	0.03	2.30e+1	0	0.06	2.20e+1	0	0.05	1.80e+1	0
2,1	2.41e+2	0	0.02	1.41e+2	0	0.06	1.26e+2	0	0.06	9.30e+1	0
2,2	3.69e+2	0	0.02	1.77e+2	0	0.04	1.66e+2	0	0.03	1.06e+2	0
2,3	5.29e+2	0	0.02	2.17e+2	0	0.06	2.14e+2	0	0.04	1.20e+2	0
3,1	2.99e+3	0.01	0.02	1.14e+3	0	0.07	9.72e+2	0.01	0.05	5.67e+2	0
3,2	6.08e+3	0.01	0.02	1.62e+3	0.01	0.05	1.57e+3	0	0.04	6.93e+2	0
3,3	1.09e+4	0.04	0.02	2.20e+3	0.02	0.03	2.44e+3	0	0.05	8.38e+2	0.01
4,1	3.98e+4	0.12	0.02	9.57e+3	0.05	0.08	7.94e+3	0.03	0.08	3.54e+3	0.02
4,2	1.06e+5	0.55	0.01	1.52e+4	0.08	0.08	1.60e+4	0.05	0.06	4.62e+3	0.04
4,3	2.36e+5	0.95	0.01	2.26e+4	0.12	0.08	2.99e+4	0.07	0.08	5.94e+3	0.06
5,1	5.46e+5	1.48	0.02	8.17e+4	0.36	0.19	6.71e+4	0.18	0.25	2.23e+4	0.13
5,2	1.90e+6	6.42	0.02	1.43e+5	0.76	0.18	1.69e+5	0.5	0.23	3.09e+4	0.23
5,3	5.16e+6	24.95	0.02	2.30e+5	1.43	0.22	3.79e+5	1.16	0.22	4.21e+4	0.39
6,1	7.58e+6	31.34	0.01	7.03e+5	4.39	0.55	5.79e+5	1.92	0.44	1.41e+5	0.92
6,2	3.41e+7	170.25	0.01	1.34e+6	10.87	0.50	1.82e+6	7.64	0.40	2.07e+5	1.83
6,3	memout		0.01	2.31e+6	20.31	0.84	4.87e+6	22.67	0.40	2.97e+5	4.7
7,1	memout		0.01	6.05e+6	46.75	2.34	5.07e+6	22.16	1.91	8.89e+5	8.34
7,2	memout		0.02	1.25e+7	149.84	1.33	1.98e+7	107.95	2.01	1.38e+6	16.11
7,3	memout		0.02	2.28e+7	304.86	2.49	memout		2.35	2.08e+6	30.75
8,1	memout		0.02	5.20e+7	482.66	10.30	memout		8.04	5.61e+6	66.44
8,2	memout		0.19	memout		12.17	memout		7.58	9.15e+6	150.86
8,3	memout		0.07	memout		9.52	memout		7.99	1.44e+7	348.99
9,1	memout		0.12	memout		70.49	memout		64.96	3.53e+7	474.43
9,2	memout		0.06	memout		68.46	memout		71.69	memout	
9,3	memout		0.12	memout		70.09	memout		72.72	memout	

Table 2: Experimental results for model checking of  $\varphi_{bstuff}$  in over-approximations of postal voting

(ii) for every  $1 \leq i \leq t$ , it holds that  $\pi_1[i] \lesssim_V \pi_2[i]$ .

The following is straightforward.

LEMMA 4.4. *If  $\pi_1 \lesssim_V \pi_2$  and their length is  $t$ , then for all  $1 \leq i < j \leq t$  it holds that  $\pi_1[i, j] \lesssim_V \pi_2[i, j]$ .*

LEMMA 4.5. *For pointed models  $(M_1, s_1)$  and  $(M_2, s_2)$ , s.t.  $s_1 = \langle l, \eta_1 \rangle \in St_1$  and  $s_2 = \langle l, \eta_2 \rangle \in St_2$  it holds that:*

$$(M_1, s_1) \lesssim_V (M_2, s_2) \text{ implies } (M_1, s_1) \leq_{AP(V)} (M_2, s_2).$$

We emphasize that model's approximation is defined over the set of variables  $V$ , which, for its part, establishes the subset of common atomic propositions  $AP(V)$  for the simulation relation.

### 4.3 Variable Abstraction Is Sound

We prove now that the abstraction method in Section 3, based on upper-approximation of local domain, is indeed a simulation.

LEMMA 4.6. *Let  $MG$  be a MAS graph and  $d$  be an upper-approximation of a local domain for  $B \subseteq \text{Var}$ . Then, if state  $\langle l, \eta \rangle$  is reachable in  $\mathcal{M}(MG)$ , it must be that  $\eta(B) \in d(B, l)$ .*

THEOREM 4.7.  $\mathcal{M}(MG) \lesssim_{\text{Var} \setminus \text{Args}_R(F)} \mathcal{M}(\mathcal{A}_F^{\text{may}}(MG)).$

PROOF. Let  $M_1 = \mathcal{M}(MG)$  and  $M_2 = \mathcal{M}(\mathcal{A}_F^{\text{may}}(MG))$ ,  $W = \text{Args}_R(F)$ ,  $V = \text{Var}_1 \setminus W$ ,  $\text{Var}_2 = V \cup \text{Args}_N(F)$ . Notice that  $\text{Args}_N(F) \cap V = \emptyset$  by definition of  $F$ , thus applying the mapping functions from  $F$  on the evaluation  $\eta$  will have no effect on its  $V$  fragment, namely



conf NV,NC	Concrete		Abstract 1			Abstract 2			Abstract 3		
	#St	tv (sec)	ta (sec)	#St	tv (sec)	ta (sec)	#St	tv (sec)	ta (sec)	#St	tv (sec)
1,1	23	0	0.03	15	0	0.07	14	0	0.08	14	0
1,2	27	0	0.03	15	0	0.05	14	0	0.06	14	0.01
1,3	31	0	0.03	15	0	0.05	14	0	0.04	14	0
2,1	241	0	0.01	81	0	0.04	70	0	0.04	70	0
2,2	369	0	0.01	81	0	0.02	70	0	0.03	70	0
2,3	529	0	0.03	81	0	0.02	70	0	0.04	70	0
3,1	2987	0	0.01	459	0	0.03	368	0	0.03	368	0
3,2	6075	0	0.02	459	0	0.03	368	0	0.03	368	0
3,3	1.09e+4	0	0.02	459	0	0.03	368	0	0.03	368	0
4,1	3.98e+4	0	0.01	2673	0	0.03	2002	0.01	0.04	2002	0
4,2	1.06e+5	0	0.01	2673	0	0.05	2002	0	0.03	2002	0
4,3	2.36e+5	0	0.01	2673	0	0.04	2002	0	0.03	2002	0
5,1	5.46e+5	0	0.01	1.58e+4	0	0.04	1.11e+4	0	0.06	1.11e+4	0
5,2	1.90e+6	0	0.01	1.58e+4	0	0.06	1.11e+4	0	0.05	1.11e+4	0
5,3	5.16e+6	0	0.02	1.58e+4	0	0.07	1.11e+4	0	0.05	1.11e+4	0.01
6,1	7.58e+6	0	0.01	9.40e+4	0	0.15	6.30e+4	0	0.09	6.30e+4	0
6,2	3.41e+7	0.01	0.01	9.40e+4	0	0.14	6.30e+4	0	0.10	6.30e+4	0
6,3	1.13e+8	0	0.01	9.40e+4	0	0.09	6.30e+4	0	0.09	6.30e+4	0
7,1	1.06e+8	0	0.01	5.62e+5	0.01	0.28	3.60e+5	0	0.24	3.60e+5	0
7,2	$\gg 1e+8$	0	0.01	5.62e+5	0	0.34	3.60e+5	0	0.21	3.60e+5	0
7,3	$\gg 1e+8$	0.01	0.01	5.62e+5	0	0.35	3.60e+5	0	0.23	3.60e+5	0
8,1	$\gg 1e+8$	0	0.01	3.37e+6	0	0.90	2.08e+6	0	0.69	2.08e+6	0
8,2	$\gg 1e+8$	0	0.02	3.37e+6	0	1.03	2.08e+6	0	0.63	2.08e+6	0
8,3	$\gg 1e+8$	0	0.01	3.37e+6	0	0.86	2.08e+6	0	0.55	2.08e+6	0
9,1	$\gg 1e+8$	0	0.01	2.02e+7	0	4.41	1.21e+7	0	2.43	1.21e+7	0
9,2	$\gg 1e+8$	0	0.01	2.02e+7	0	2.80	1.21e+7	0	2.03	1.21e+7	0
9,3	$\gg 1e+8$	0	0.01	2.02e+7	0	2.69	1.21e+7	0	1.99	1.21e+7	0
10,1	$\gg 1e+8$	0	0.01	1.21e+8	0	9.61	7.03e+7	0	7.49	7.03e+7	0.01
10,2	$\gg 1e+8$	0	0.01	1.21e+8	0	7.83	7.03e+7	0	8.02	7.03e+7	0
10,3	$\gg 1e+8$	0	0.01	1.21e+8	0	8.99	7.03e+7	0	7.71	7.03e+7	0

**Table 3: Experimental results for model checking of  $\varphi_{dispatch}$  in under-approximations of postal voting**

for any  $X \subseteq Var_1 \cup Var_2$  and  $c \in dom(X)$  if  $X \cap V = \emptyset$  then  $\eta(V) = \eta[X = c](V)$ .

The requirement (i) from Definition 4.1 is satisfied as the set of locations  $Loc$  remains unchanged and for any  $\eta_1 \in Sat(g_0)$  and  $\eta_2 \in Sat(g_0 \wedge g_R)$ , where  $g_R \in Cond(Args_N)$ , it holds that  $\eta_1(V) = \eta_2(V)$ .

By the construction of the  $\mathcal{A}^{may}$  each state  $\langle l, \eta \rangle \in St_2$  is either initial  $\langle l, \eta \rangle \in I_2$  or  $\exists \langle l', \eta' \rangle \in St_2$  such that  $\eta = Effect(\alpha, \eta'[W = c])$  for some  $c \in d(W, l')$ ,  $l' \xrightarrow{g:\alpha} l$ , and  $\eta'[W = c] \in Sat(g)$ . By that, the requirement (ii) is naturally satisfied.  $\square$

Our main result follows directly from Theorems 4.2, 4.5, and 4.7.

**THEOREM 4.8.** *Let  $MG$  be a MAS graph, and  $F$  a set of mappings as defined in Section 3.4. Then, for every formula  $\psi$  of  $ACTL^*$  that includes no variables being removed or added by  $F$ :*

$$\mathcal{M}(\mathcal{A}_F^{may}(MG)) \models \psi \text{ implies } \mathcal{M}(MG) \models \psi.$$

**Under-approximating abstractions.** An analogous result can be obtained for must-abstraction  $\mathcal{A}_F^{must}(MG)$ .

**LEMMA 4.9.** *Let  $MG$  be a MAS graph and  $d$  be a lower-approximation of a local domain for  $B \subseteq Var$ . Then, for any  $c \in d(B, l)$  there must exist reachable  $\langle l, \eta \rangle$  such that  $\eta(B) = c$ .*

**THEOREM 4.10.** *For each formula  $\psi \in ACTL^*$  including no variables removed by  $F$ :  $\mathcal{M}(\mathcal{A}_F^{must}(MG)) \models \psi$  implies  $\mathcal{M}(MG) \models \psi$ .*

The proof is analogous (see appendix C).

**Abstraction for MAS templates.** Interestingly, when the MAS graph contains a subset of agent graphs being instances of the very same template (i.e., almost identical, up to variable renaming and evaluation of a constant parameters), one could apply an abstraction on that template fragment resulting with a coarser abstraction of the original MAS graph, yet exponentially faster to compute.

**Definition 4.11.** MAS template  $MT$ , a compact representation of a MAS graph  $MG$ , as a tuple  $(Var_{sh}, Const_{sh}, (GT_1, \#_1), \dots, (GT_k, \#_k))$ , which lists of the pairs of agent templates  $GT_i$  and number of their instances  $\#_i$ , as well as the set of shared variables  $Var_{sh}$  and additionally the set of shared constant (read-only) variables  $Const_{sh}$ .

**THEOREM 4.12.** *Let  $MG = \{Var_{sh}, G_1, \dots, G_n\}$  and  $MT$  be a corresponding MAS template. Then upper-approximating a local domain  $d_i$  of an agent template  $GT_i$  discarding all of the synchronisation labels from its edges, will induce a may-abstraction  $\mathcal{A}^{may}(MT)$ .*

Analogously, lower-approximating a local domain  $d_i$  of an agent template  $GT_i$  discarding all edges with synchronisation label, will induce a must-abstraction  $\mathcal{A}^{must}(MT)$ .

**PROOF.** Follows directly from the fact that discarding synchronisation labels results with a coarser upper-approximation of a  $d_i$  and discarding the edges with synchronisation labels with a coarser lower-approximation.  $\square$

## 5 CASE STUDY AND EXPERIMENTAL RESULTS

In this section, we evaluate our abstraction scheme on a simplified real-life scenario.

### 5.1 Case Study: Integrity of Postal Voting

As input, we use a scalable family of MAS graphs that specify a simplified postal voting system. The system consists of a single agent graph for the Election Authority (depicted in Figure 5a) and  $NV$  instances of eligible Voters (Figure 5b).

Each voter can vote for one of the  $NC$  candidates. The voter starts at the location `idle`, and declares if she wants to receive the election package (that contains the voting declaration and a ballot) by post or to pick it up in person. Then, the voter waits until it can be collected, which leads to location `has`. At this point, the voter sends the forms back to the authority, either filled in or blank (e.g., by mistake). The authority collects the voters’ intentions (at location `coll_dec`), distributes the packages (at `send_ep`), collects the votes, and computes the tally (at `coll_vts`). A vote is added to the tally only if the declaration is signed and the ballot is filled.

In the experiments for over-approximating abstraction, we have verified the formula

$$\varphi_{bstuff} \equiv \text{AG}(\sum_{i=1}^{NC} \text{tally}[i] \leq \sum_{j=1}^{NV} \text{pack\_sent}[j] \leq NV)$$

expressing the important property of resistance to *ballot stuffing*. More precisely, the formula says that the amount of sent packages can never be higher than the number of voters, and there will be no more tallied votes than packages. The formula is satisfied in all the instances of our voting model.

In the experiments for under-approximation, we used

$$\varphi_{dispatch} \equiv \text{AG } \text{coll\_vts} \text{ imply } (\sum_{j=1}^{NV} \text{pack\_sent}[j] = NV)$$

expressing that the election packages must be eventually dispatched to all the voters.<sup>7</sup> The formula is false in all the considered instances of the system.

### 5.2 Results of Experiments

We have used the following abstractions:

- Abstraction 1: globally removes variables `mem_sg` and `mem_vt`, i.e., the voters’ memory of the cast vote and whether the voting declaration has been signed;
- Abstraction 2: removes the variable `mem_dec` at locations `{has, voted}`, and `dec_recv` at `{coll_vts}`;
- Abstraction 3: combines the previous two.

Model checking of  $\varphi_{bstuff}$  and  $\varphi_{dispatch}$  has been performed with 32-bit version of UPPAAL 4.1.24 on a laptop with Intel i7-8665U 2.11 GHz CPU, running Ubuntu 22.04. The abstract models were generated using a script in node.js with default 2GB RAM memory limit.<sup>8</sup> The results are presented in Tables 2 and 3. Each row lists the scalability factors (i.e., the number of voters and candidates), the size and verification time for the original model (so called “concrete model”), and the results for Abstractions 1–3. “Memout” indicates that the verification process ran out of memory. The columns ‘ta’

<sup>7</sup>The aforementioned formula is equivalent to  $\text{AF}(\sum_{j=1}^{NV} \text{pack\_sent}[j] = NV)$  in our model; the former variant is used due to UPPAAL’s non-standard interpretation of the AF.

<sup>8</sup>Implementation prototype and utilized models can be found at <https://github.com/aamas23submission/postal-voting-model>.

and ‘tv’ stand for abstract model generation and verification time accordingly. In all the other cases, the verification of the abstract model was conclusive (i.e., the output was “true” for all the instances in Table 2 and “false” for all the instances in Table 3).

The results show significant gains. In particular, for the variant with  $NC = 3$  candidates, our over-approximating may-abstractions allowed to increase the main scalability factor by 3, i.e., to verify up to 9 instead of 6 voters.

In case when a AG formula is not satisfied by the model, its verification is in fact equivalent to finding a witness for a EF formula, which is often easy in practice. And it becomes even more so if model checker utilizes on-the-fly techniques (as is the case of UPPAAL) and examines the model simultaneously with generation of states. This is confirmed by experimental results for model checking of  $\varphi_{dispatch}$ . However, it is worth noting that despite the lack of notable gains in terms of verification time from must-abstraction, the reduction in state space could be of immense importance when model is generated prior to its exploration.

## 6 CONCLUSIONS

In this paper, we present a correct-by-design method for model reductions that facilitates model checking. Theoretically speaking, our reductions are *may/must* state abstractions. Their main appeal, however, lies in their ease of use, rather than theoretical characteristics. They come with a natural methodology, and require almost no technical knowledge from the user. All that the user needs to do is to select a subset of variables to be removed from the MAS graph representing the system (in the simplest case). The more involved approach relies on defining mappings that merge information stored in local variables of an agent module.

The methodology is agent-based, meaning that the abstractions transform the specification of the system at the level of agent graphs, without changing the overall structure. Moreover, they are guaranteed to generate a correct abstract MAS graph, i.e., one that provides the lower (resp. upper) bound for the truth values of formulae to be verified. Note also that the procedure is generic enough to be used in combination with other techniques, such as partial-order reduction.

We demonstrate the effectiveness of the method on a case study involving the verification of a postal voting procedure using the Upaal model checker. As we have shown, simple abstractions allow to expand the range of verification by many orders of magnitude. Clearly, the efficiency of the method depends on the right selection of variables and the abstraction scope; ideally, this should be provided by a domain expert.

In the future, we want to combine variable abstraction with abstractions that transform locations in a MAS graph. Even more importantly, we plan to extend the methodology from branching-time properties to formal verification of strategic ability. An implementation as an extension of the STV model checker [30] is also considered.

## REFERENCES

- [1] R. Alur, T.A. Henzinger, O. Kupferman, and M.Y. Vardi. 1998. Alternating refinement relations. In *Proceedings of CONCUR (Lecture Notes in Computer Science, Vol. 1466)*. 163–178.
- [2] R. Alur and T. A. Henzinger. 1999. Reactive Modules. *Formal Methods in System Design* 15, 1 (1999), 7–48.



- [3] C. Baier and J.-P. Katoen. 2008. *Principles of Model Checking*. MIT Press.
- [4] T. Ball and O. Kupferman. 2006. An Abstraction-Refinement Framework for Multi-Agent Systems. In *Proceedings of Logic in Computer Science (LICS)*. IEEE, 379–388. <https://doi.org/10.1109/LICS.2006.10>
- [5] G. Behrmann, A. David, and K.G. Larsen. 2004. A Tutorial on UPPAAL. In *Formal Methods for the Design of Real-Time Systems: SFM-RT (LNCS, 3185)*. Springer, 200–236.
- [6] Francesco Belardinelli, Rodica Condurache, Catalin Dima, Wojciech Jamroga, and Michal Knapik. 2021. Bsimulations for verifying strategic abilities with an application to the ThreeBallot voting protocol. *Information and Computation* 276 (2021), 104552. <https://doi.org/10.1016/j.ic.2020.104552>
- [7] Francesco Belardinelli and Alessio Lomuscio. 2017. Agent-based Abstractions for Verifying Alternating-time Temporal Logic with Imperfect Information. In *Proceedings of AAMAS*. ACM, 1259–1267.
- [8] Francesco Belardinelli, Alessio Lomuscio, and Vadim Malvone. 2019. An Abstraction-Based Method for Verifying Strategic Properties in Multi-Agent Systems with Imperfect Information. In *Proceedings of AAI*. 6030–6037.
- [9] N. Bulling, J. Dix, and W. Jamroga. 2010. Model Checking Logics of Strategic Ability: Complexity. In *Specification and Verification of Multi-Agent Systems*, M. Dastani, K. Hindriks, and J.-J. Meyer (Eds.). Springer, 125–159.
- [10] E.M. Clarke, O. Grumberg, and D.E. Long. 1994. Model Checking and Abstraction. *ACM Transactions on Programming Languages and Systems* 16, 5 (1994), 1512–1542.
- [11] E.M. Clarke, T.A. Henzinger, H. Veith, and R. Bloem (Eds.). 2018. *Handbook of Model Checking*. Springer. <https://doi.org/10.1007/978-3-319-10575-8>
- [12] Edmund M. Clarke, Orna Grumberg, Somesh Jha, Yuan Lu, and Helmut Veith. 2000. Counterexample-Guided Abstraction Refinement. In *Proceedings of CAV (Lecture Notes in Computer Science, Vol. 1855)*. Springer, 154–169. [https://doi.org/10.1007/10722167\\_15](https://doi.org/10.1007/10722167_15)
- [13] Edmund M. Clarke, Orna Grumberg, Somesh Jha, Yuan Lu, and Helmut Veith. 2003. Counterexample-guided abstraction refinement for symbolic model checking. *J. ACM* 50, 5 (2003), 752–794. <https://doi.org/10.1145/876638.876643>
- [14] Mika Cohen, Mads Dam, Alessio Lomuscio, and Francesco Russo. 2009. Abstraction in model checking multi-agent systems. In *Proceedings of (AAMAS, IFAAMAS, 945–952)*.
- [15] Thomas H Cormen, Charles E Leiserson, Ronald L Rivest, and Clifford Stein. 2009. *Introduction to algorithms*. MIT press.
- [16] P. Cousot and R. Cousot. 1977. Abstract Interpretation: A Unified Lattice Model for Static Analysis of Programs by Construction or Approximation of Fixpoints. In *Conference Record of the Fourth ACM Symposium on Principles of Programming Languages*. 238–252. <https://doi.org/10.1145/512950.512973>
- [17] Dennis Dams and Orna Grumberg. 2018. Abstraction and Abstraction Refinement. In *Handbook of Model Checking*. Springer, 385–419. [https://doi.org/10.1007/978-3-319-10575-8\\_13](https://doi.org/10.1007/978-3-319-10575-8_13)
- [18] Luca de Alfaro, Patrice Godefroid, and Radha Jagadeesan. 2004. Three-Valued Abstractions of Games: Uncertainty, but with Precision. In *Proceedings of Logic in Computer Science (LICS)*. IEEE Computer Society, 170–179.
- [19] J.W. de Bakker, J.A. Bergstra, Jan Willem Klop, and J.-J. Ch. Meyer. 1984. Linear Time and Branching Time Semantics for Recursion with Merge. *Theor. Comput. Sci.* 34 (1984), 135–156. [https://doi.org/10.1016/0304-3975\(84\)90114-2](https://doi.org/10.1016/0304-3975(84)90114-2)
- [20] E.A. Emerson. 1990. Temporal and Modal Logic. In *Handbook of Theoretical Computer Science*, J. van Leeuwen (Ed.). Vol. B. Elsevier, 995–1072.
- [21] C. Enea and C. Dima. 2008. Abstractions of multi-agent systems. *International Transactions on Systems Science and Applications* 3, 4 (2008), 329–337.
- [22] R. Gerth, R. Kuiper, D. Peled, and W. Penczek. 1999. A Partial Order Approach to Branching Time Logic Model Checking. In *Proceedings of ISTCS*. IEEE, 130–139.
- [23] P. Godefroid and R. Jagadeesan. 2002. Automatic Abstraction Using Generalized Model Checking. In *Proceedings of Computer Aided Verification (CAV) (Lecture Notes in Computer Science, Vol. 2404)*. Springer, 137–150. [https://doi.org/10.1007/3-540-45657-0\\_11](https://doi.org/10.1007/3-540-45657-0_11)
- [24] X. Huang and R. van der Meyden. 2014. Symbolic Model Checking Epistemic Strategy Logic. In *Proceedings of AAAI Conference on Artificial Intelligence*. 1426–1432.
- [25] Wojciech Jamroga, Yan Kim, Damian Kurpiewski, and Peter Y. A. Ryan. 2020. Towards Model Checking of Voting Protocols in Uppaal. In *Proceedings of E-Vote-ID (Lecture Notes in Computer Science, Vol. 12455)*. Springer, 129–146. [https://doi.org/10.1007/978-3-030-60347-2\\_9](https://doi.org/10.1007/978-3-030-60347-2_9)
- [26] Wojciech Jamroga, David Mestel, Peter B. Roenne, Peter Y. A. Ryan, and Marjan Skrobot. 2021. A Survey of Requirements for COVID-19 Mitigation Strategies. *Bulletin of The Polish Academy of Sciences: Technical Science* 69, 4 (2021), e137724. <https://doi.org/10.24425/bpasts.2021.137724>
- [27] W. Jamroga, W. Penczek, T. Sidoruk, P. Dembiński, and A. Mazurkiewicz. 2020. Towards Partial Order Reductions for Strategic Ability. *Journal of Artificial Intelligence Research* 68 (2020), 817–850. <https://doi.org/10.1613/jair.1.11936>
- [28] M. Kacprzak, A. Lomuscio, and W. Penczek. 2004. Verification of Multiagent Systems via Unbounded Model Checking. In *Proceedings of AAMAS*. IEEE Computer Society, 638–645. <https://doi.org/10.1109/AAMAS.2004.10086>
- [29] P. Kouvaros and A. Lomuscio. 2017. Parameterised Verification of Infinite State Multi-Agent Systems via Predicate Abstraction. In *Proceedings of AAAI*. 3013–3020.
- [30] Damian Kurpiewski, Witold Pazderski, Wojciech Jamroga, and Yan Kim. 2021. STV+Reductions: Towards Practical Verification of Strategic Ability Using Model Reductions. In *Proceedings of AAMAS*. ACM, 1770–1772.
- [31] A. Lomuscio and W. Penczek. 2007. Symbolic Model Checking for Temporal-Epistemic Logics. *SIGACT News* 38, 3 (2007), 77–99. <https://doi.org/10.1145/1324215.1324231>
- [32] A. Lomuscio, W. Penczek, and H. Qu. 2010. Partial Order Reductions for Model Checking Temporal-epistemic Logics over Interleaved Multi-agent Systems. *Fundamenta Informaticae* 101, 1-2 (2010), 71–90. <https://doi.org/10.3233/FI-2010-276>
- [33] Alessio Lomuscio, Hongyang Qu, and Francesco Russo. 2010. Automatic Data-Abstraction in Model Checking Multi-Agent Systems. In *Model Checking and Artificial Intelligence (Lecture Notes in Computer Science, Vol. 6572)*. Springer, 52–68. [https://doi.org/10.1007/978-3-642-20674-0\\_4](https://doi.org/10.1007/978-3-642-20674-0_4)
- [34] K.L. McMillan. 1993. *Symbolic Model Checking: An Approach to the State Explosion Problem*. Kluwer Academic Publishers.
- [35] K.L. McMillan. 2002. Applying SAT Methods in Unbounded Symbolic Model Checking. In *Proceedings of Computer Aided Verification (CAV) (Lecture Notes in Computer Science, Vol. 2404)*. 250–264.
- [36] Rocco De Nicola and Frits W. Vaandrager. 1990. Action versus State based Logics for Transition Systems. In *Semantics of Systems of Concurrent Processes, Proceedings of LITP Spring School on Theoretical Computer Science (Lecture Notes in Computer Science, Vol. 469)*. Springer, 407–419. [https://doi.org/10.1007/3-540-53479-2\\_17](https://doi.org/10.1007/3-540-53479-2_17)
- [37] Doron A. Peled. 1993. All from One, One for All: on Model Checking Using Representatives. In *Proceedings of CAV (Lecture Notes in Computer Science, Vol. 697)*, Costas Courcoubetis (Ed.). Springer, 409–423. [https://doi.org/10.1007/3-540-56922-7\\_34](https://doi.org/10.1007/3-540-56922-7_34)
- [38] W. Penczek and A. Lomuscio. 2003. Verifying Epistemic Properties of Multi-Agent Systems via Bounded Model Checking. In *Proceedings of AAMAS (Melbourne, Australia)*. ACM Press, New York, NY, USA, 209–216.
- [39] Ph. Schnoebelen. 2003. The Complexity of Temporal Model Checking. In *Advances in Modal Logics, Proceedings of AiML 2002*. World Scientific.
- [40] Sharon Shoham and Orna Grumberg. 2004. Monotonic Abstraction-Refinement for CTL. In *Proceedings of TACAS (Lecture Notes in Computer Science, Vol. 2988)*. Springer, 546–560. [https://doi.org/10.1007/978-3-540-24730-2\\_40](https://doi.org/10.1007/978-3-540-24730-2_40)
- [41] Y. Shoham and K. Leyton-Brown. 2009. *Multiagent Systems - Algorithmic, Game-Theoretic, and Logical Foundations*. Cambridge University Press.
- [42] M. Wooldridge. 2002. *An Introduction to Multi Agent Systems*. John Wiley & Sons.

---

**Algorithm 3:** Approximation of local domain for  $x \in Var$ 


---

```

ApproxLocalDomain( $G = G_{MG}, V$ )
1  foreach  $l \in Loc$  do
2     $l.d := d_0$ 
3     $l.p := \emptyset$ 
4     $l.color := white$ 
5  end
6   $l_0.d := \{\eta(V) \mid \eta \in Sat(g_0)\}$ 
7   $Q := \emptyset$ 
8  Enqueue( $Q, l_0$ )
9  while  $Q \neq \emptyset$ 
10    $l := \text{ExtractMax}(Q)$ 
11   // process incoming edges
12    $d' := l.d$ 
13   foreach  $l' \in l.p$  do
14     foreach  $l' \xrightarrow{g:\alpha} l$  do
15        $l.d := l.d \cup d' \otimes \text{ProcEdge}(l', g, \alpha, l, V)$ 
16     end
17   end
18    $l.p = \emptyset$ 
19   if  $d' \neq l.d$  then
20      $l.color := grey$ 
21     // process self-loops
22      $d'' := l.d$ 
23     foreach  $l \xrightarrow{g:\alpha} l$  do
24        $l.d := l.d \cup \text{ProcEdge}(l, g, \alpha, l, V)$ 
25     end
26     if  $d'' \neq l.d$  then
27        $l.color := grey$ 
28       go to 20
29     // enqueue immediate-neighbours
30     if  $l.color \neq black$  then
31       foreach  $l' \in \text{Succ}^{\leq 1}(l)$  do
32          $Q := \text{Enqueue}(Q, l')$ 
33          $l'.p := l'.p \cup \{l\}$ 
34       end
35        $l.color = black$ 
36   end
37 return  $\{\langle (V, l), l.d \rangle \mid l \in Loc\}$ 

ProcEdge( $l, g, \alpha, l', V$ )
1   $\delta_0 := \{\eta \in Sat(g) \mid \eta(V) \in l.d\}$ 
2  let  $\alpha := \alpha^{(1)} \dots \alpha^{(m)}$ 
3  for  $i = 1$  to  $m$  do
4     $\delta_i := \{\eta' = \text{Effect}(\alpha^{(i)}, \eta) \mid \eta \in \delta_{i-1}\}$ 
5  end
6  return  $\{\eta(V) \mid \eta \in \delta_m\}$ 

```

---

## A APPROXIMATING THE DOMAINS OF VARIABLES

Given MAS graph  $MG$  over variables  $Var$ , the approximation of reachable values for a set of variables  $V \subseteq Var$  takes the combined MAS graph  $G_{MG}$ , and traverses it using a modified version of a priority-BFS algorithm [15]. It begins with the complement of the coarsest approximation of a local domain  $d_0$ , and starting from  $l_0$

---

**Algorithm 4:** General abstraction

---

```

1  ComputeAbstraction( $G, d, F$ )
2   $X := \text{Args}_R(F)$ 
3   $Z := \text{Args}_N(F)$ 
4   $Sc := \bigcup_{(f_i, Sc_i) \in F} Sc_i$ 
5   $g_0 := g_0 \wedge (Z = f(\eta_0(X)))$ 
6   $\hookrightarrow_a := \emptyset$ 
7  foreach  $l \xrightarrow{g:ch \alpha} l'$  do
8     $F_1 := \{f_i \mid (f_i, Sc_i) \in F \wedge l' \in Sc_i\}$ 
9     $F_2 := \{f_i \mid (f_i, Sc_i) \in F \wedge l' \in Sc_i\}$ 
10   if  $\{l, l'\} \cap Sc = \emptyset$  then
11      $\hookrightarrow_a := \hookrightarrow_a \cup \{l \xrightarrow{g:ch \alpha} l'\}$ 
12   else
13     foreach  $\vec{c} \in d(V, l)$  do
14        $W_1 := \bigcup_{f \in F_1} \text{Args}_R(f)$ 
15        $W_2 := \bigcup_{f \in F_2} \text{Args}_N(f)$ 
16        $Y_1 := \bigcup_{f \in F_2} \text{Args}_R(f)$ 
17        $Y_2 := \bigcup_{f \in F_2} \text{Args}_N(f)$ 
18        $g' := g[W_1 = \vec{c}|_{W_1}]$ 
19        $\alpha' := (W_2 := \eta_0(W_2)).\alpha$ 
20        $\alpha' := (W_1 := \vec{c}|_{W_1}).\alpha'$ 
21        $\alpha' := \alpha'.(Y_2 := F_2(\vec{c}|_{Y_1}))$ 
22        $\alpha' := \alpha'.(Y_1 := \eta_0(Y_1))$ 
23        $\hookrightarrow_a := \hookrightarrow_a \cup \{l \xrightarrow{g':ch \alpha'} l'\}$ 
24     end
25   end
26   $G. \hookrightarrow_a := \hookrightarrow_a$ 
27  return  $G$ 

```

---

systematically explores locations of graph, and iteratively refines  $d(V, l)$  with each visit of  $l$  (until the stable approximation is obtained). Each location  $l$  must be visited at least once, and whenever some of its predecessors  $l'$  gets approximation  $d(V, l')$  refined, the location  $l$  gets to be re-visited.

The max-priority queue  $Q$  stores the locations that must be visited (possibly anew). Within the queue, the higher traversal-priority is given for locations with greater reachability index  $r(l)$ , that is defined as the number of locations  $l' \neq l$  reachable from  $l$ .<sup>9</sup> This will reduce the number of potential re-visits in comparison with generic FIFO variant.

In the algorithm we associate each location  $l$  with attributes  $color \in \{white, grey, black\}$ , subset of relevant predecessors  $p \subseteq Loc \setminus \{l\}$  and its current local domain approximation  $d$ .

In lines 1–6, locations are initialized with *white* color, an empty set of predecessors and initial approximation  $d_0$ . The color indicates if the location is not visited yet (*white*), being visited and a finer approximation of its local domain was found (*grey*), or if it was visited (*black*). Lines 7–8 initialize the queue with location  $l_0$ . The while-loop of lines 8–32 describes the visit of a location  $l$ . The set of relevant predecessors indicates which had its approximation updated, that, for its part, may result in a ‘finer’  $l.d$  (lines 10–19).

<sup>9</sup>The values of  $r(l)$  can be derived from reachability matrix produced by Warshall’s algorithm, taking a row-wise sum of non-zero elements apart from those in the main diagonal.

After those were taken into account for  $l.d$ , the  $l.p$  is reset (line 17). Self-loops are processed separately with possible repetitions until stabilization (lines 19–26). The auxiliary procedure `ProcEdge` simulates potential transitions by computing the image (restricted by  $V$ ) of update  $\alpha$  over evaluations satisfying guard  $g$  and having their  $V$  counterpart in source’s  $l.d$ . If during its visit, a location  $l$  was colored grey (from either black or white), then all of its immediate neighbours  $l'$  must be inspected independently of their color, adding  $l$  as the relevant predecessor of each and lastly painting it black (lines 26–32).

The algorithm halts and returns the now stable approximation  $d$  (line 34) when the queue is empty and all locations are black. Clearly, the termination is guaranteed by the finiteness of the variable domains.

## B GENERAL VARIANT OF ABSTRACTION

For each pair  $(f_i, Sc_i)$  of mapping and its scope, it transforms the edges in  $G = G_j$  in the following way:

- edges entering or inner the  $Sc_i$  have their actions appended with (1) update of the target variable  $z_i$  and (2) update which sets

the values of the source variables  $X_i$  to their defaults (resetting those),

- edges leaving or within the  $Sc_i$  have actions prepended with (1) update of source variables  $X_i$  (a temporarily one to be assumed for original action) and (2) update which resets the values of the target variable  $z_i$ .

## C PROOF FOR MUST-ABSTRACTION

Let  $M_1 = \mathcal{M}(MG)$  and  $M_2 = \mathcal{M}(\mathcal{A}_F^{must}(MG))$ ,  $W = \text{Args}_R(F)$ ,  $V = \text{Var}_1 \setminus W$ ,  $\text{Var}_2 = V \cup \text{Args}_N(F)$ .

Now, we show that  $M_1$  simulates  $M_2$  over  $AP(V)$  using the Definition 4.1.

The requirement (i) is satisfied as the set of locations  $Loc$  remains unchanged and for any  $\eta_1 \in \text{Sat}(g_0)$  and  $\eta_2 \in \text{Sat}(g_0 \wedge g_R)$ , where  $g_R \in \text{Cond}(\text{Args}_N)$ , it holds that  $\eta_1(V) = \eta_2(V)$ .

By the construction of the  $\mathcal{A}^{must}$  each state  $\langle l, \eta \rangle \in St_2$  is either initial  $\langle l, \eta \rangle \in I_2$  or  $\exists \langle l', \eta' \rangle \in St_2$  such that  $\eta = \text{Effect}(\alpha, \eta'[W = c])$  for some  $c \in d(W, l')$ ,  $l' \xrightarrow{g:\alpha} l$ , and  $\eta'[W = c] \in \text{Sat}(g)$ . Now we can utilize Lemma 4.9 and construct a sequence of corresponding states in  $M_1$  up until  $\langle l, \eta[W = c] \rangle$ , which concludes with (ii) being satisfied.