

Practical Abstraction for Model Checking of Multi-Agent Systems

Wojciech Jamroga^{1,2}, Yan Kim¹

¹Interdisciplinary Centre for Security, Reliability, and Trust, SnT, University of Luxembourg

²Institute of Computer Science, Polish Academy of Sciences, Warsaw, Poland

{wojciech.jamroga, yan.kim}@uni.lu

Abstract

Model checking of multi-agent systems (MAS) is known to be hard, both theoretically and in practice. A smart abstraction of the state space may significantly reduce the model, and facilitate the verification. In this paper, we propose and study an intuitive agent-based abstraction scheme, based on the removal of variables in the representation of a MAS. This allows to do the reduction without generating the global model of the system. Moreover, the process is easy to understand and control even for domain experts with little knowledge of computer science. We formally prove the correctness of the approach, and evaluate the gains experimentally on models of a postal voting procedure.

1 Introduction

Multi-agent systems (MAS) describe interactions of multiple entities called agents, often assumed to be autonomous, intelligent, and/or rational. The theoretical foundations of MAS are mostly based on modal logic and game theory (Wooldridge 2002; Shoham and Leyton-Brown 2009). In particular, the temporal logics **CTL**, **LTL**, and **CTL*** provide intuitive formalizations of many relevant properties, including reachability, liveness, safety, and fairness (Emerson 1990). Algorithms and tools for verification have been in constant development for 40 years, with temporal model checking being the most popular approach (Baier and Katoen 2008; Clarke et al. 2018).

However, formal verification of MAS is known to be hard, both theoretically and in practice. The state-space explosion is a major source of the computational hardness, as faithful models of real-world systems are immensely huge and infeasible even to generate, let alone verify. In consequence, model checking of MAS with respect to their *modular representations* ranges from **PSPACE**-complete to undecidable (Schnoebelen 2003; Bulling, Dix, and Jamroga 2010). No less importantly, it is often unclear how to create the input model, especially if the system to be modeled involves human behavior (Jamroga et al. 2020b). Similarly, formalizing the relevant properties in the right way is by no means trivial (Jamroga et al. 2021). Both parts of the specification are error-prone and difficult to debug and validate: most model-checkers for MAS do not even have a graphical user interface.¹ Thus, in realistic cases, one does not even know

if what they are verifying and what they *think* they verify are indeed the same thing.

Much work has been done on containing the state-space explosion by smart representation and/or reduction of input models. Symbolic model checking based on SAT- or BDD-based representations of the state/transition space (McMillan 1993; McMillan 2002; Penczek and Lomuscio 2003; Kacprzak, Lomuscio, and Penczek 2004; Lomuscio and Penczek 2007; Huang and van der Meyden 2014) fall into the former group. Model reduction methods include partial-order reduction (Peled 1993; Gerth et al. 1999; Jamroga et al. 2020a), equivalence-based reductions (de Bakker et al. 1984; Alur et al. 1998; Belardinelli et al. 2021), and state/action-abstraction (Cousot and Cousot 1977; Clarke, Grumberg, and Long 1994; Godefroid and Jagadeesan 2002). More specific variants of abstraction for multi-agent systems have been proposed in (de Alfaro, Godefroid, and Jagadeesan 2004; Enea and Dima 2008; Cohen et al. 2009; Lomuscio, Qu, and Russo 2010), and more recently in (Kouvaros and Lomuscio 2017; Belardinelli and Lomuscio 2017; Belardinelli, Lomuscio, and Malvone 2019). A smart abstraction of the state space may reduce the model to manageable size by clustering “similar” concrete states into *abstract states*, which should facilitate verification. Unfortunately, such clustering may remove essential information from the model, thus making the verification of the abstract model inconclusive for the original model. Lossless abstractions can be obtained by means of abstraction-refinement (Clarke et al. 2000; Clarke et al. 2003; Shoham and Grumberg 2004; Ball and Kupferman 2006; Dams and Grumberg 2018) but, typically, they are difficult to compute or provide insufficient reduction of the model – quite often both.

In consequence, one has to live with abstractions that only approximate the concrete model. Moreover, crafting a good abstraction is an art that relies on the domain expertise of the modeler. Since domain experts are seldom computer scientists or specialists in formal methods, the theoretical formulation of abstraction as an arbitrary mapping from the concrete to the abstract state space has little appeal. Moreover, model checking tools typically do not support abstraction, so doing one would require to manipulate the input specification code, which is a difficult task in itself. What we need is a simple and intuitive methodology for selecting information to be removed from a MAS model, and for its automated removal

¹Notable exceptions include UPPAAL (Behrmann, David, and Larsen 2004) and STV (Kurpiewski et al. 2021).

that preserves certain guarantees. Last but not least, practical abstraction should be applied on modular representations of MAS, unlike the theoretical concept that is usually defined with respect to explicit models of global states.

In this paper, we suggest that the conceptually simplest kind of abstraction consists in removing a domain variable from the input model. This can be generalized to the merging of several variables into a single one, and possibly clustering their valuations. It is also natural to restrict the scope of abstraction to a part of the graph. As the main technical contribution, we propose a correct-by-design method to generate such abstractions. We prove that the abstractions preserve the valuations of temporal formulae in Universal CTL* (ACTL*). More precisely, our over-approximation abstractions preserve the falsity of ACTL* properties, so if $\varphi \in \text{ACTL}^*$ holds in the abstract model, it must also hold in the original one. Conversely, our under-approximation abstractions preserve the truth of ACTL* formulae, so if $\varphi \in \text{ACTL}^*$ is false in the abstract model, it must also be false in the original one. We also evaluate the efficiency of the method by verifying a scalable model of postal voting in UPPAAL. The experiments show that the method is user-friendly, compatible with a state of the art verification tool, and capable of providing significant computational gains.

2 Preliminaries

We first introduce the models and formulae that serve as input to model checking.

2.1 MAS Graphs

To represent the behavior of a multi-agent system, we use modular representations inspired by reactive modules (Alur and Henzinger 1999), interleaved interpreted systems (Lomuscio, Penczek, and Qu 2010; Jamroga et al. 2020a), and in particular by the way distributed systems are modeled in UPPAAL (Behrmann, David, and Larsen 2004).

Let Chan be a finite set of asymmetric synchronization channels. We define the set of synchronizations as $\text{Sync} = \{c!, c? \mid c \in \text{Chan}\} \cup \{-\}$, with $c!$ representing sending on channel c , $c?$ receiving on channel c , and “-” standing for no synchronization. Additionally, we use $\overline{c!} = c?$, $\overline{c?} = c!$ to denote the complementary synchronization label.

Definition 1. An *agent graph* is a tuple $G = (\text{Var}, \text{Loc}, l_0, \text{Cond}, g_0, \text{Act}, \text{Effect}, \hookrightarrow)$ consisting of:

- Var : a finite set of typed *variables*. The set of possible valuations of the variables is denoted by $\text{Eval}(\text{Var})$, and given by the Cartesian product of their domains;
- Loc : a finite set of *locations* (nodes in the graph);
- $l_0 \in \text{Loc}$: the initial location;
- Cond : a set of logical conditions over Var (also called *guards*), possibly using arithmetic operators;
- $g_0 \in \text{Cond}$: the initial condition;
- Act : a set of *actions*, with $\tau \in \text{Act}$ standing for the “do nothing” action;
- $\text{Effect} : \text{Act} \times \text{Eval}(\text{Var}) \mapsto \text{Eval}(\text{Var})$: the *effect* of actions on the values of variables;
- $\hookrightarrow \subseteq \text{Loc} \times \text{Cond} \times \text{Sync} \times \text{Act} \times \text{Loc}$: the set of labelled edges defining the local *transition relation*. An edge with

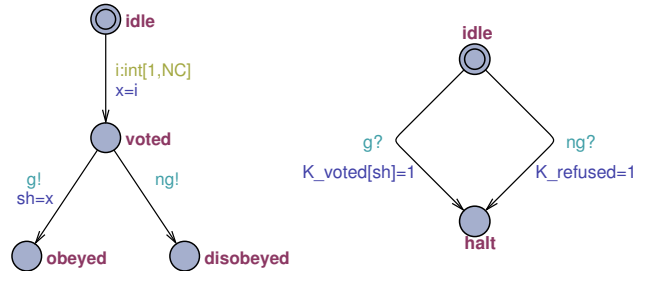


Figure 1: MAS graph for ASV: (a) Voter graph, (b) Coercer graph

synchronization $ch \neq -$ can only be taken synchronously with an edge with \overline{ch} in another agent graph. We will often write $l \xrightarrow{g:ch\alpha} l'$ instead of $(l, g, ch, \alpha, l') \in \hookrightarrow$, and omit $ch = -$ from the labelling.

For each condition $g \in \text{Cond}$, $\text{SAT}(g) = \{\eta \in \text{Eval}(\text{Var}) \mid \eta \models g\}$ is the set of satisfying evaluations. An edge $(l', g, ch, \alpha, l) \in \hookrightarrow$ is said to be enabled for evaluation $\eta \in \text{Eval}(\text{Var})$ if $\eta \in \text{SAT}(g)$. Moreover, every action $\alpha \neq \tau$ can be associated with a sequence of assignments (also called updates) $\alpha^{(1)}\alpha^{(2)} \dots \alpha^{(m)}$, such that every $\alpha^{(i)}$ is of the form $v := e$, where $v \in \text{Var}$ and e is an expression over Var .

Let $v \in \text{Var}$, by $r[v = c]$ we denote the substitution of all occurrences of variable v in r by c , where r could be an expression, an update or an evaluation over Var .

Definition 2. A *MAS graph* is a multiset of agent graphs additionally parameterized by a set of shared (global) variables. We assume w.l.o.g. that all variables have unique names (e.g., by prefixing each name of a local variable by the name of its agent graph).

Example 1 (ASV). As the running example, we use a variation of the Asynchronous Simple Voting scenario of (Jamroga et al. 2020a). Its MAS graph $\text{ASV} = \{\text{Var}_{sh}, G_{\text{Voter}}, G_{\text{Coercer}}\}$ is shown in Figure 1. The system is parameterized by the number of candidates $NC \in \mathbb{N}^+$, and consists of a voter graph G_{Voter} , a coercer graph G_{Coercer} , and the set of shared variables $\text{Var}_{sh} = \{sh\}$.

The voter starts by casting a vote for one of the candidates ($\text{idle} \rightarrow \text{voted}$), and then decides to either give the proof of how she voted to the coercer ($\text{voted} \rightarrow \text{obeyed}$), or to refuse it ($\text{voted} \rightarrow \text{disobeyed}$). Both options require to execute a synchronous transition with the coercer. In turn, the coercer either gets the proof and learns for whom the vote was cast, or becomes aware of the voter’s refusal.

Note that here the edge ($\text{idle} \rightarrow \text{voted}$) in the voter’s graph actually represents a *set* of local transitions, one for each candidate $i \in \{1, 2, \dots, NC\}$. The voter’s choice is stored in its local variable x .

2.2 Models of MAS Graphs

We define the execution semantics of MAS graphs by their *unwrapping*.

Definition 3. Let $MG = \{\text{Var}_{sh}, G_1, \dots, G_n\}$ be a MAS graph having a set of shared variables Var_{sh} . The *com-*

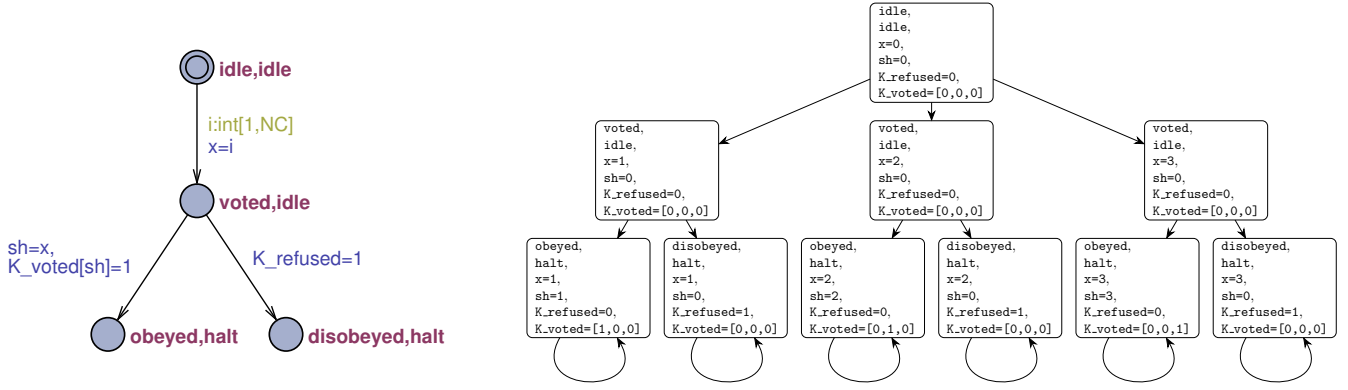


Figure 2: Models of MAS: (a) combined MAS graph of ASV; (b) Unwrapping for ASV with $NC = 3$ candidates

combined MAS graph of MG is the agent graph $G_{MG} = (Var, Loc, l_0, Cond, g_0, Act, Effect, \hookrightarrow)$, where:

- $Var = \bigcup_{i=1}^n Var_i$,
- $Loc = Loc_1 \times \dots \times Loc_n$,
- $l_0 = (l_{0,0}, \dots, l_{n,0})$,
- $Cond = \bigcup_{i=1}^n Cond_i$,
- $g_0 = g_{0,0} \wedge \dots \wedge g_{n,0}$,
- $Act = \bigcup_{i=1}^n Act_i$.

Relation \hookrightarrow is obtained inductively by the following rules (where $l_i, l'_i \in Loc_i$, $l_j, l'_j \in Loc_j$, $c \in Chan_i \cap Chan_j$ for two agent graphs G_i and G_j of distinct indices $1 \leq i, j \leq n$):

$$\begin{array}{c} \frac{l_i \xrightarrow{g_i:c!\alpha_i} l'_i \wedge l_j \xrightarrow{g_j:c?\alpha_j} l'_j}{(l_i, l_j) \xrightarrow{g_i \wedge g_j:(\alpha_i \circ \alpha_j)} (l'_i, l'_j)} \quad \frac{l_i \xrightarrow{g_i:\alpha_i} l'_i}{(l_i, l_j) \xrightarrow{g_i:\alpha_i} (l'_i, l_j)} \\ \frac{l_i \xrightarrow{g_i:c?\alpha_i} l'_i \wedge l_j \xrightarrow{g_j:c!\alpha_j} l'_j}{(l_i, l_j) \xrightarrow{g_i \wedge g_j:(\alpha_i \circ \alpha_j)} (l'_i, l'_j)} \quad \frac{l_j \xrightarrow{g_j:\alpha_j} l'_j}{(l_i, l_j) \xrightarrow{g_j:\alpha_j} (l_i, l'_j)} \end{array}$$

Lastly, the effect function is defined by:

$$Effect(\alpha, \eta) = \begin{cases} Effect_1(\alpha, \eta) & \text{if } \alpha \in Act_1 \\ Effect_2(\alpha, \eta) & \text{if } \alpha \in Act_2 \\ Effect(\alpha_i, Effect(\alpha_j, \eta)) & \text{if } \alpha = \alpha_i \circ \alpha_j \end{cases}$$

Example 2. The combined MAS graph G_{ASV} for asynchronous simple voting of Example 1 is depicted in Figure 2a.

Definition 4. A model is a tuple $M = (St, I, \rightarrow, AP, L)$, where St is a set of states, $I \subseteq St$ is a non-empty set of initial states, $\rightarrow \subseteq St \times St$ is a transition relation, AP is a set of atomic propositions, $L : St \rightarrow 2^{AP}$ is a labelling function. We assume \rightarrow to be serial, i.e., there is at least one outgoing transition at every state.

Nodes and edges in an agent graph correspond to sets of states and transitions, defined by its unwrapping.

Definition 5. The unwrapping of an agent graph G is a model $\mathcal{M}(G) = (St, I, \rightarrow, AP, L)$, where:

- $St = Loc \times Eval(Var)$,
- $I = \{ \langle l_0, \eta \rangle \in St \mid \eta \in SAT(g_0) \}$,
- $\rightarrow = \rightarrow_0 \cup \{ (s, s') \in St \times St \mid \neg \exists s' \in St. s \rightarrow_0 s' \}$,
where $\rightarrow_0 = \{ (\langle l, \eta \rangle, \langle l', \eta' \rangle) \in St \times St \mid \exists l \xrightarrow{g:\alpha} l' : \eta \in SAT(g) \wedge \eta' = Effect(\alpha, \eta) \}$.

Note that \rightarrow adds loops wherever necessary to make the relation serial;

- $AP = Loc \cup Cond$,
- $L(\langle l, \eta \rangle) = \{ l \} \cup \{ g \in Cond \mid \eta \in SAT(g) \}$.

The unwrapping $\mathcal{M}(MG)$ of a MAS graph MG is given by the unwrapping of its combined graph.

By a slight abuse of notation, we lift some operators to sets of states. For example, $L(S) = \bigcup_{s \in S} L(s)$ for $S \subseteq St$.

Moreover, we will use $AP(V)$ to denote the subset of propositions that do not use variables from outside V .

Example 3. The unwrapping $\mathcal{M}(ASV)$ of the MAS graph for asynchronous simple voting (Example 1) with 3 candidates is shown in Figure 2b.

Definition 6. Let M be a model. A run in M is a sequence of states $s_0 s_1 \dots$, such that $s_i \rightarrow s_{i+1}$ for every i . A path is an infinite run. The sets of all runs in M , all paths in M , and all paths starting from state s are denoted by $Runs(M)$, $Paths(M)$, and $Paths(s)$. In addition, $Runs^t(M)$ denotes the set of all runs in M of length $t \in \mathbb{N}^+ \cup \{\infty\}$.

2.3 Branching-Time Logic ACTL*

To specify requirements, we use a fragment of the branching-time logic **CTL*** (Emerson 1990) with **A** (“for every path”) as the only path quantifier. Let AP be a set of atomic propositions. The syntax for the universal fragment of **CTL*** (denoted **ACTL***)² is formally given by:

$$\begin{aligned} \psi &::= \top \mid \perp \mid a \mid \neg a \mid \psi \wedge \psi \mid \psi \vee \psi \mid A\varphi \\ \varphi &::= \psi \mid X\varphi \mid \varphi U \varphi \mid \varphi \wedge \varphi \mid \varphi \vee \varphi \end{aligned}$$

where $a \in AP$, and **X**, **U** stand for “next” and “until,” respectively. Formulae ψ are called state formulae, and φ are called path formulae. The semantics of **ACTL*** is given

²Not to be confused with “Action **CTL**” of (Nicola and Vaandrager 1990).

Algorithm 1: Abstraction of MAS graph $MG = \{Var_{sh}, G_1, \dots, G_n\}$ with respect to variables V

```

1 compute the combined graph  $G_{MG}$  of  $MG$ 
2 compute the approximate domain  $d(V)$  of  $V$  in  $G_{MG}$ 
3 foreach agent graph  $G_i \in MG$  do
4   compute the abstract graph  $\mathcal{A}(G_i)$  of  $G_i$  with
   respect to  $V$  and  $d(V)$ 
5 end
6 return  $\mathcal{A}(MG) = \{Var_{sh}, \mathcal{A}(G_1), \dots, \mathcal{A}(G_n)\}$ 

```

with respect to states s and paths π of a model M .

$M, s \models a$	iff $a \in L(s)$
$M, s \models A\varphi$	iff $M, \pi \models \varphi$ for all $\pi \in Paths(s)$
$M, \pi \models \psi$	iff $M, \pi[0] \models \psi$
$M, \pi \models X\varphi$	iff $M, \pi[1, \infty] \models \varphi$
$M, \pi \models \varphi_1 \cup \varphi_2$	iff $\exists j. (M, \pi[j, \infty] \models \varphi_2 \wedge \forall 1 \leq i < j. M, \pi[i, \infty] \models \varphi_1)$

The clauses for Boolean connectives are standard. Additional temporal operators “sometime” and “always” can be defined as $F\psi \equiv \top \cup \psi$ and $G\psi \equiv \neg F\neg\psi$. Model M satisfies formula ψ (written $M \models \psi$) iff $M, s_0 \models \psi$ for all $s_0 \in I$.

Example 4. Model $M = \mathcal{M}(ASV)$ in Figure 2b satisfies the ACTL* formulae $AG(\neg \text{obeyed} \vee K_voted[x]=1)$, saying that if Voter obeys, a Coercer gets to know how she voted, and $AG(\neg \text{disobeyed} \vee K_refused=0)$, saying that she cannot disobey Coercer’s instructions without his knowledge. It does not satisfy $AF(\neg K_voted=[0, 0, 0])$, saying that Coercer always eventually gets to know how Voter voted.

3 Variable Abstraction for MAS Graphs

In this section, we describe how to automatically reduce MAS graphs by simplifying their local variables.

3.1 Main Idea

We transform the MAS graph $MG = \{Var_{sh}, G_1, \dots, G_n\}$ in such a way that: (i) the resulting abstract MAS graph $\mathcal{A}(MG)$ is transformed *locally*, i.e., $\mathcal{A}(MG) = \{Var_{sh}, \mathcal{A}(G_1), \dots, \mathcal{A}(G_n)\}$; (ii) the abstract agent graphs $\mathcal{A}(G_i)$ have the same structure of locations as their concrete versions G_i ; (iii) the only change results from removal of a subset of local variables V , or simplifying their domains of values. Moreover, we want $\mathcal{A}(MG)$ to *over-approximate* MG , in the sense that every transition in MG has its counterpart in $\mathcal{A}(MG)$. Then, every formula of type $A\varphi$ that holds in the model of $\mathcal{A}(MG)$ must also hold in the model of MG .

Alternatively, we may want $\mathcal{A}(MG)$ to *under-approximate* MG , in the sense that only transitions in MG have their counterparts in $\mathcal{A}(MG)$. Then, if $A\varphi$ is false in $\mathcal{M}(\mathcal{A}(MG))$, it also cannot be true in $\mathcal{M}(MG)$.

The general structure of the procedure is shown in Algorithm 1. First, we approximate the set of reachable evaluations of variables V in the combined MAS graph G_{MG} . This is done by function `ApproxLocalDomain`, presented in

Algorithm 2: Approximation of local domain for $x \in Var$

```

Function ApproxLocalDomain( $G_{MG}, x$ )
1 foreach  $l \in Loc$  do
2    $d(x, l) := d_0$ 
3    $l.\pi := \emptyset$ 
4 end
5  $d(x, l_0) := SAT|_x(g_0)$ 
6  $d := ProcSelfLoops(l_0, d, x, G_{MG})$ 
7  $Q := \emptyset$ 
8  $Q := EnqueueDirectSucc(Q, l_0, G_{MG})$ 
9 while  $Q \neq \emptyset$  do
10   $l := ExtractMax(Q)$ 
11   $d'' := d(x, l, )$ 
12   $d := ProcIncEdges(l, d, x, G_{MG})$ 
13   $d := ProcSelfLoops(l, d, x, G_{MG})$ 
14  if  $d'' \neq d(x, l)$  then
15     $Q := EnqueueDirectSucc(Q, l, G_{MG})$ 
16 end
17 return  $d$ 

```

Section 3.2. Then, its output is used to transform the agent graphs G_i , one by one, by removing (or simplifying) those variables of V that occur in G_i . We implement it by function `ComputeAbstraction` in Sections 3.3–3.5.

Assumptions and Notation. We assume that every $v \in Var$ has a fixed default value $v_0 \in Eval(Var)$. Moreover, the combination of those values satisfies the initial condition g_0 .

In the pseudocode, $LHS(\alpha^{(i)})$, $RHS(\alpha^{(i)})$, $Vars(LHS(\alpha^{(i)}))$, $Vars(RHS(\alpha^{(i)}))$, and $Vars(e)$ denote, respectively, the left- and right-hand side of the assignment expression $\alpha^{(i)}$, the set of variables that appear on the left- and right-hand side of $\alpha^{(i)}$, and the set of variables appearing in the expression $e \in Expr(Var)$. Note that $LHS(\alpha^{(i)}) = Vars(LHS(\alpha^{(i)}))$, $RHS(\alpha^{(i)}) \in Expr(Var)$ and $Vars(\alpha) = \bigcup_i^m (LHS(\alpha^{(i)}) \cup Vars(RHS(\alpha^{(i)})))$.

For any function of the form $f : A \mapsto B$, by $f|_C$ and $f \triangleright D$ we denote its domain restriction and its range restriction, i.e., $f|_C : A \cap C \mapsto B$ and $f \triangleright D : A \mapsto B \cap D$.

3.2 Approximating the Domains of Variables

The approximation of reachable values for a subset of variables V takes the combined MAS graph G_{MG} , and traverses it using a priority-BFS algorithm (Cormen et al. 2009), iteratively producing the approximation table $d(l)$. The table lists, for every location l , a set of possible vectors of values that the variables V can take in l . The search is prioritized with respect to the reachability index $r(l)$, defined as the number of locations $l' \neq l$ reachable from l . The main procedure `ApproxLocalDomain` is presented in Algorithm 2.

For the sake of readability, we only present the version that approximates the value of a single variable x ; the extension to a vector of variables is straightforward. We also assume that there is no edge in G_{MG} , labeled by a backward-dependent sequence of assignments, i.e., $(\alpha^{(1)}, \dots, \alpha^{(k)})$ such that the input to $\alpha^{(j)}$ depends on the output of $\alpha^{(i)}$ for some $i < j$.

$l \in Loc$	$r(l)$	$d(x, l)$
$\langle idle, idle \rangle$	3	$\{0\}$
$\langle voted, idle \rangle$	2	$\{1, 2, 3\}$
$\langle obeyed, halt \rangle$	0	$\{1, 2, 3\}$
$\langle disobeyed, halt \rangle$	0	$\{1, 2, 3\}$

Table 1: Reachability index r and over-approx. domain d for ASV

The general variant is more technically involved; we discuss it in the supplementary material (Appendix A).

Over- vs. Under-Approximation. We define two variants of the algorithm. The over-approximation of local domains starts with $d(l) = \emptyset$ for every $l \in Loc$, and adds new, possibly reachable values of V whenever they are produced on an edge coming to l . The under-approximation starts with $d(l) = Eval(V)$, and iteratively removes the values that are possibly unreachable. To this end, `ApproxLocalDomain` is parameterized by symbols d_0, \otimes , such that $d_0 = \emptyset$ and $\otimes = \cup$ for the over-approximation, and $d_0 = Eval(V)$ and $\otimes = \cap$ for the under-approximation.

Auxiliary Functions. `ApproxLocalDomain` uses the following auxiliary procedures. Their pseudocode is available in the supplementary material (Appendix A).

- `ProcIncEdges(l, d, x, G_{MG})` updates the value of $d(x, l)$ by collecting the values of x that can “arrive” in l via incoming transitions from other locations. If the value of $d(x, l)$ has changed as a result, the algorithm proceeds to update $d(l', x)$ for all the successor nodes of l . Then, the algorithm proceeds to explore loops.
- `ProcSelfLoops(l, d, x, G_{MG})` updates the value of $d(x, l)$ by collecting the values of x that can “arrive” in l via loops, and aggregating them with the previous value of $d(x, l)$ by means of operation \otimes . This is repeated until $d(x, l)$ stabilizes.
- `EnqueueDirectSucc(Q, l, G_{MG})` adds all the immediate successors l' to the queue Q , additionally appending l to the predecessor list $l'.\pi$ of every such l' .

Example 5. The output of `ApproxLocalDomain` for the over-approximation of variable x in the combined ASV graph of Example 2 can be found in Table 1.

3.3 Abstraction by Removal of Variables

The simplest form of variable-based abstraction consists in the complete removal of a given variable x from the MAS graph.

To this end, we use the approximation of reachable values of x , produced by `ApproxLocalDomain`. More precisely, we transform every edge between l and l' that includes x in its guard and/or its update into a set of edges (between the same locations), each obtained by substituting x with a different value $c \in d(x, l)$, see Algorithm 3. The abstract agent graph obtained by removing variable x from G in the context of MG is denoted by $\mathcal{A}_{\{x\}}(G, MG)$. Whenever relevant, we will use \mathcal{A}^+ (resp. \mathcal{A}^-) to indicate if the abstraction is an over- or an under-approximation.

Algorithm 3: Abstraction by variable removal

```

1 Function ComputeAbstraction( $G, x, d$ )
2    $\hookrightarrow_a := \emptyset$ 
3   if  $x \notin G.Var$  then return  $G$ 
4   foreach  $l \xrightarrow{g:ch \alpha} l'$  do
5     foreach  $c \in d|_{G.Var \times G.Loc}(x, l)$  do
6        $g' := g[x = c]$ 
7       if  $g' = \perp$  then
8         continue
9       let  $\alpha' = \alpha^{(1)} \dots \alpha^{(m)}$ 
10      for  $i = 1$  to  $m$  do
11        if  $x \in LHS(\alpha^{(i)})$  then
12           $\alpha^{(i)} := \{\tau\}$ 
13        else
14           $\alpha^{(i)} := \alpha^{(i)}[x = c]$ 
15      end
16       $\hookrightarrow_a := \hookrightarrow_a \cup \{l \xrightarrow{g':ch \alpha'} l'\}$ 
17    end
18  end
19   $G. \hookrightarrow := \hookrightarrow_a$ 
20  remove  $x$  from  $G.Var$ 
21  return  $G$ 

```

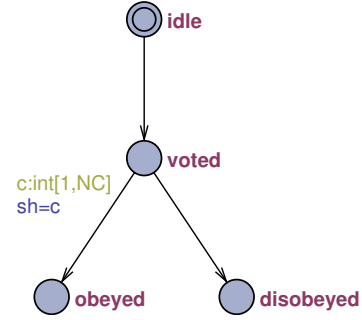


Figure 3: Over-approximation abstraction $\mathcal{A}_{\{x\}}^+(G_{Voter}, ASV)$

Example 6. The result of removing variable x from the voter graph, according to the domain approximation presented in Table 1, is shown in Figure 3. Note that its unwrapping (Figure 4) is distinctly smaller than the original one (Figure 2b). Still, as we will formally show in Section 4, all the paths of the model in Figure 2b are appropriately represented in the model of Figure 4.

3.4 Merging Variables and Their Values

A more general variant of variable abstraction assumes a collection of mappings $F = \{f_1, \dots, f_m\}$. Each mapping $f_i : Eval(X_i) \mapsto Eval(z_i)$ merges the local variables $X_i \subseteq Var_j$ of some agent graph G_j to a fresh variable z_i . The abstraction based on f_i removes variables X_i from graph G_j , and replaces them with z_i that “clusters” the values of X_i into appropriate abstraction classes. We will use $Args_R(f_i) = X_i$ and $Args_R(F) = \bigcup_{i=1}^m Args_R(f_i)$ to refer to the variables removed by f_i and F . $Args_N(f_i) = \{z_i\}$ and $Args_N(F) =$

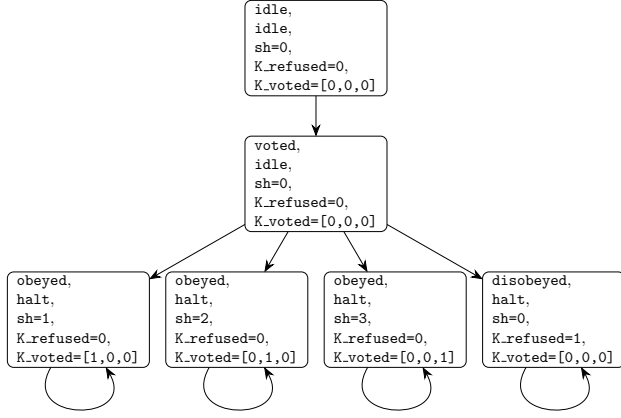


Figure 4: Unwrapping for the over-approximation abstraction $\mathcal{A}_{\{x\}}^+(ASV) = \{\{Var_{sh}, \mathcal{A}_{\{x\}}^+(G_{Voter}, ASV), G_{Coercer}\}\}$

$\bigcup_{i=1}^m \text{Args}_N(f_i)$ refer to the new variables.

Note that the procedure in Section 3.3 can be seen as a special case, with a sole mapping f merging $X = \{x\}$ to a fresh variable z with the singleton domain $Eval(z) = \{x_0\}$.

3.5 Restricting the Scope of Abstraction

The most general variant concerns a set $F = \{(f_1, Sc_1), \dots, (f_m, Sc_m)\}$, where each $f_i : Eval(X_i) \mapsto Eval(z_i)$ is a variable mapping in some graph G_j , and $Sc_i \subseteq Loc_j$ defines its scope. In the locations $l \in Sc_i$, mapping f_i is applied and the values of all $v \in X_i$ are set to v_0 . Outside of Sc_i , the variables in X_i stay intact, and the new variable z_i is assigned an arbitrary value.

The resulting procedure is presented in Algorithm 4. For each pair (f, Sc) of mapping and its scope, it transforms the edges in G in the following way:

- edges entering Sc have their actions appended with an extra update which sets the values of the source variables X to their defaults (lines 29–33),
- edges within Sc undergo standard variable merging (lines 16–28),
- edges leaving Sc get an extra update setting the target variable z to its default (lines 34–38).

The abstract agent graph obtained by function `ComputeAbstraction` from G in the context of MG via F is denoted by $\mathcal{A}_F(G, MG)$. The abstraction of the whole MAS graph $MG = \{Var_{sh}, G_1, \dots, G_n\}$ is defined (in accordance with Algorithm 1) as $\mathcal{A}_F(MG) = \{Var_{sh}, \mathcal{A}_F(G_1, MG), \dots, \mathcal{A}_F(G_n, MG)\}$.

4 Correctness of Variable Abstraction

We will now prove that the abstraction scheme, proposed in Section 3, preserves the formulae of **ACTL*** if the computation of variable domain d produces an over-approximation of their reachable values. In essence, we show that the abstraction always produces an over-approximation of the MAS graph, which induces an appropriate simulation relation, and thus guarantees (one-way) preservation of **ACTL***.

Algorithm 4: General abstraction

```

1 Function ComputeAbstraction( $G, d \triangleright G.Var, F$ )
2    $X := \text{Args}_R(F) \cap G.Var$ 
3    $Z := \text{Args}_N(F)$ 
4    $Sc := \bigcup_{(f_i, Sc_i) \in F} Sc_i$ 
5    $g_0 := g_0 \wedge (Z = f(X_0))$ 
6    $\hookrightarrow_a := \emptyset$ 
7   foreach  $l \xrightarrow{g:ch} \alpha \rightarrow l'$  do
8      $F_{enter}(l, l') := \{(f_i, Sc_i) \in F \mid l \notin Sc_i \wedge l' \in Sc_i\}$ 
9      $F_{inner}(l, l') := \{(f_i, Sc_i) \in F \mid l \in Sc_i \wedge l' \in Sc_i\}$ 
10     $F_{leave}(l, l') := \{(f_i, Sc_i) \in F \mid l \in Sc_i \wedge l' \notin Sc_i\}$ 
11     $Y := \text{Args}_R(F_{inner}(l, l') \cup F_{leave}(l, l'))$ 
12    foreach  $\vec{c} \in d|_{Y \times G.Loc}(B, l) \triangleright Y$  do
13       $g' := g[Y = \vec{c}|_Y]$ 
14       $\alpha' := \tau$ 
15      let  $\alpha = \alpha^{(1)} \dots \alpha^{(m)}$ 
16      for  $i = 1$  to  $m$  do
17         $v := \text{LHS}(\alpha^{(i)})$ 
18        foreach  $f \in F_{inner}(l, l')$  do
19           $z := \text{Args}_N(f)$ 
20           $Y_2 := \text{Args}_R(f)$ 
21          if  $v \in Y_2$  then
22             $v' := \text{RHS}(\alpha^{(i)})[Y_2 = \vec{c}|_{Y_2}]$ 
23             $\alpha' := \alpha'.(z := f(\vec{c}|_{Y_2}[v = v']))$ 
24          end
25        if  $v \cap \text{Args}_R(F_{inner}(l, l')) = \emptyset$  then
26           $Y_1 := \text{Args}_R(F_{inner}(l, l'))$ 
27           $\alpha' := \alpha'.\alpha^{(i)}[Y_1 = \vec{c}|_{Y_1}]$ 
28        end
29        foreach  $f \in F_{enter}(l, l')$  do
30          foreach  $v \in \text{Args}_R(f)$  do
31             $\alpha' := \alpha'.(v := v_0)$ 
32          end
33        end
34        foreach  $f \in F_{leave}(l, l')$  do
35           $z := \text{Args}_N(f)$ 
36           $Y_3 := \text{Args}_R(f) \setminus \text{Args}_R(F_{inner})$ 
37           $\alpha' := (Y_3 := \vec{c}|_{Y_3}).(z := z_0).\alpha'$ 
38        end
39       $\hookrightarrow_a := \hookrightarrow_a \cup \{l \xrightarrow{g':ch} \alpha' \rightarrow l'\}$ 
40    end
41  end
42   $G. \hookrightarrow_a := \hookrightarrow_a$ 
43  return  $G$ 

```

4.1 Simulations between Models

We first recall a notion of simulation between models (Baier and Katoen 2008; Clarke et al. 2018; Cohen et al. 2009).

Definition 7. Let $M_i = (St_i, I_i, \rightarrow_i, AP_i, L_i)$, $i = 1, 2$ be a pair of models, and let $AP \subseteq AP_1 \cap AP_2$ be a subset of common atomic propositions. A *simulation* for M_1, M_2 over AP is a relation $\mathcal{R} \subseteq St_1 \times St_2$ such that:

- for every $s_1 \in I_1$, there exists $s_2 \in I_2$ with $s_1 \mathcal{R} s_2$;
- for each $(s_1, s_2) \in \mathcal{R}$:
 - $L_1(s_1) \cap AP = L_2(s_2) \cap AP$, and
 - if $s_1 \rightarrow s'_1$ then there is $s_2 \rightarrow s'_2$ such that $s'_1 \mathcal{R} s'_2$,

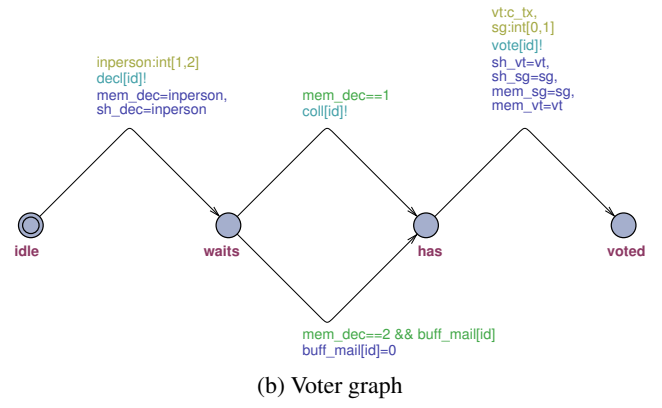
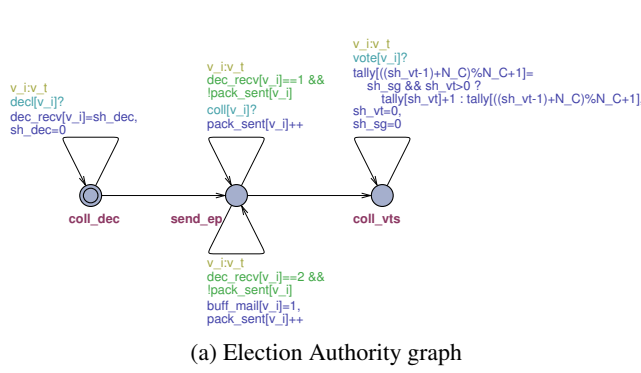


Figure 5: MAS graph for simplified postal voting

Model M_2 *simulates* model M_1 over AP (written $M_1 \preceq_{AP} M_2$) if there exists a simulation relation \mathcal{R} for M_1 and M_2 over AP . Additionally, for a pair of reachable states s_1, s_2 in M_1, M_2 such that $(s_1, s_2) \in \mathcal{R}$, we say that the pointed model (M_2, s_2) *simulates* (M_1, s_1) over AP , and denote it by $(M_1, s_1) \preceq_{AP} (M_2, s_2)$.

Theorem 1. *Let AP be a set of atomic propositions. If $(M_1, s_1) \preceq_{AP} (M_2, s_2)$, then for any ACTL* state formula ψ using only propositions in AP :*

$$M_2, s_2 \models \psi \text{ implies } M_1, s_1 \models \psi \quad (*)$$

The proof is standard, see e.g. (Baier and Katoen 2008).

4.2 Over-Approximations of MAS Graphs

Let $M_1 = \mathcal{M}(MG_1)$, $M_2 = \mathcal{M}(MG_2)$ be models resulting from unwrapping of MAS graphs MG_1, MG_2 . We start with a notion of matching between states and runs, and then use it to define what it means for a M_2 to over-approximate M_1 .

Definition 8. State $s_2 = \langle l_2, \eta_2 \rangle$ *matches* state $s_1 = \langle l_1, \eta_1 \rangle$ with respect to variables V (denoted $s_1 \lesssim_V s_2$) iff $l_1 = l_2$ and for all $v \in \text{Var}_1 \cap V$ we have $\eta_1|_v = \eta_2|_v$.

Moreover, run $\pi_2 \in \text{Runs}(M_2)$ *matches* run $\pi_1 \in \text{Runs}(M_1)$ with respect to V (denoted $\pi_1 \lesssim_V \pi_2$) if:

- (i) $\text{length}(\pi_1) = \text{length}(\pi_2) = t$, and
- (ii) for every $1 \leq i \leq t$, it holds that $\pi_1[i] \lesssim_V \pi_2[i]$.

The following is straightforward.

Lemma 2. *If $\pi_1 \lesssim_V \pi_2$ and their length is t , then for all $1 \leq i < j \leq t$ it holds that $\pi_1[i, j] \lesssim_V \pi_2[i, j]$.*

Definition 9. Model M_2 is an *over-approximation* of M_1 with respect to variables V (written $M_1 \lesssim_V M_2$) if:

- (i) $\forall \pi_1 \in \text{Runs}(M_1) \exists \pi_2 \in \text{Runs}(M_2) . \pi_1 \lesssim_V \pi_2$, and
- (ii) $(l, \eta) \rightarrow_2 (l', \eta')$ whenever there exists state (l, η_1) , reachable in M_1 , such that $(l, \eta[\bar{V} = \eta_1|_{\bar{V}}]) \rightarrow_1 (l', \eta'')$ and $\eta''|_V = \eta'|_V$.³

We now show that over-approximation induces simulation.

Theorem 3. $M_1 \lesssim_V M_2$ *implies* $M_1 \preceq_{AP(V)} M_2$.

³where $\bar{V} = \text{Var}_1 \cap \text{Var}_2 \setminus V$ denotes the set of joint variables outside of V .

Proof. Let $M_i = (St_i, I_i, \rightarrow_i, AP_i, L_i)$ for $i = 1, 2$, and $M_1 \lesssim_V M_2$. Using the Definition 7 we will show that $\mathcal{R} = \{(s_1, s_2) \in St_1 \times St_2 \mid s_1 \lesssim_V s_2\}$ is a simulation for M_1, M_2 . Requirements (i) and (ii-a) are trivially satisfied by construction, (ii-b) can be shown by contradiction. Assume that for some $(s_1, s_2) \in \mathcal{R}$ there exists $s_1 \rightarrow_1 s'_1$ such that $\forall s_2 \rightarrow_2 s'_2. (s'_1, s'_2) \notin \mathcal{R}$, where $s_i, s'_i \in St_i$ for $i = 1, 2$. However, it would mean that for a run $\pi_1 = s_1 s'_1$ in M_1 there is no matching run $\pi_2 = s_2 s'_2$ in M_2 , $\pi_2 = \langle l, \eta_2 \rangle \rightarrow \langle l', \eta'_2 \rangle$ such that $s'_1 \lesssim_V s'_2$, which is a contradiction. \square

We emphasize that over-approximation is defined over the set of variables V , which determines the subset of common atomic propositions $AP(V)$ for the simulation relation.

4.3 Variable Abstraction Is Sound

We prove now that the abstraction method in Section 3, based on over-approximation of the domains of variables, is indeed an over-approximation in the sense of Definition 9.

Lemma 4. *Let MG be a MAS graph and d be an over-approximation of a local domain for $B \subsetneq \text{Var}$. Then, if $\eta \in \text{Eval}(\text{Var})$ is reachable at $l \in \text{Loc}$, it holds that $\eta|_B \in d(B, l)$.*

Theorem 5. $MG \lesssim_{\text{Var} \setminus \text{Args}_R(F)} \mathcal{A}_F^+(MG)$.

Proof. Follows directly from Lemma 4 and the following fact concerning the structure of $M_2 = \mathcal{M}(\mathcal{A}_F^+(MG))$ relatively to $M_1 = \mathcal{M}(MG)$: $(l, \eta) \rightarrow_2 (l', \eta')$ iff there exists $\vec{c} \in d(\text{Args}_R(F), l)$, such that $(l, \eta[\text{Args}_R(F) = \vec{c}]) \rightarrow_1 (l', \eta'')$ and $\eta''|_{\text{Var} \setminus \text{Args}_R(F)} = \eta'|_{\text{Var} \setminus \text{Args}_R(F)}$. \square

Our main result follows directly from Theorems 1, 3, and 5.

Theorem 6. *Let MG be a MAS graph, and F a set of mappings as defined in Section 3.5. Then, for every formula ψ of ACTL* that includes no variables being removed by F :*

$$\mathcal{M}(\mathcal{A}_F^+(MG)) \models \psi \text{ implies } \mathcal{M}(MG) \models \psi.$$

Under-approximating abstractions. An analogous result can be obtained for under-approximation $\mathcal{A}_F^-(MG)$.

conf	Concrete		Abstract 1		Abstract 2		Abstract 3		Abstract 1+2		Abstract 1+2+3	
NV, NC	#St	t (sec)	#St	t (sec)	#St	t (sec)	#St	t (sec)	#St	t (sec)	#St	t (sec)
1,1	23	0.28	19	0.38	23	0.27	18	0.32	19	0.32	16	0.28
1,2	27	0.29	21	0.36	27	0.27	20	0.39	19	0.30	16	0.28
1,3	31	0.32	23	0.31	31	0.27	22	0.31	19	0.30	16	0.28
2,1	241	0.30	141	0.27	241	0.26	126	0.31	141	0.27	93	0.41
2,2	369	0.28	177	0.29	369	0.26	166	0.31	141	0.28	93	0.41
2,3	529	0.28	217	0.37	529	0.26	214	0.32	141	0.27	93	0.41
3,1	2987	0.28	1139	0.40	2987	0.27	972	0.32	1139	0.28	567	0.32
3,2	6075	0.30	1619	0.51	6075	0.27	1574	0.31	1139	0.30	567	0.32
3,3	1.09e+4	0.31	2203	0.51	1.09e+4	0.28	2440	0.32	1139	0.28	567	0.32
4,1	3.98e+4	0.38	9569	0.59	3.98e+4	0.35	7938	0.33	9569	0.30	3537	0.36
4,2	1.06e+5	0.55	1.52e+4	0.51	1.06e+5	0.52	1.60e+4	0.34	9569	0.33	3537	0.36
4,3	2.36e+5	0.95	2.26e+4	0.61	2.36e+5	0.95	2.99e+4	0.38	9569	0.37	3537	0.36
5,1	5.46e+5	2.1	8.17e+4	0.82	5.46e+5	2.0	6.71e+4	0.49	8.17e+4	0.68	2.22e+4	0.41
5,2	1.90e+6	7.6	1.43e+5	1.3	1.90e+6	8.2	1.69e+5	0.94	8.17e+4	0.76	2.22e+4	0.41
5,3	5.16e+6	30	2.30e+5	2.2	5.16e+6	27	3.79e+5	2.0	8.17e+4	0.85	2.22e+4	0.41
6,1	7.58e+6	54	7.03e+5	4.5	7.58e+6	34	5.79e+5	2.6	7.03e+5	4.4	1.40e+5	1.0
6,2	3.41e+7	284	1.34e+6	11	3.41e+7	197	1.82e+6	10	7.03e+5	5.5	1.40e+5	1.1
6,3	memout	-	2.31e+6	23	memout	-	4.87e+6	31	7.03e+5	6.8	1.40e+5	1.1
7,1	memout	-	6.05e+6	44	memout	-	7.72e+6	52	6.05e+6	47	8.89e+5	5.2
7,2	memout	-	1.28e+7	128	memout	-	3.22e+7	241	6.05e+6	47	8.89e+5	5.3
7,3	memout	-	2.28e+7	288	memout	-	memout	-	6.05e+6	48	8.89e+5	5.2
8,1	memout	-	5.20e+7	496	memout	-	memout	-	5.20e+7	518	5.61e+6	41
8,2	memout	-	memout	-	memout	-	memout	-	5.20e+7	511	5.61e+6	38
8,3	memout	-	memout	-	memout	-	memout	-	5.20e+7	486	5.61e+6	45
9,1	memout	-	memout	-	memout	-	memout	-	memout	-	3.53e+7	357
9,2	memout	-	memout	-	memout	-	memout	-	memout	-	3.53e+7	380
9,3	memout	-	memout	-	memout	-	memout	-	memout	-	3.53e+7	424
10,1	memout	-	memout	-	memout	-	memout	-	memout	-	memout	-

Table 2: Experimental results for model checking of φ_{bstuff} in over-approximations of postal voting

Theorem 7. For every formula ψ of ACTL* that includes no variables removed by F :

$$\mathcal{M}(\mathcal{A}_F^-(MG)) \not\models \psi \text{ implies } \mathcal{M}(MG) \not\models \psi.$$

The proofs are analogous. We give more details in the supplementary material (Appendix B).

5 Case Study and Experimental Results

In this section, we evaluate our abstraction scheme on a simplified real-life scenario.

5.1 Case Study: Integrity of Postal Voting

As input, we use a scalable family of MAS graphs that specify a simplified postal voting system. The system consists of a single agent graph for the Election Authority (depicted in Figure 5a) and NV instances of eligible Voters (Figure 5b). Each voter can vote for one of the NC candidates. The voter starts at the location `idle`, and declares if she wants to receive the election package (that contains the voting declaration and a ballot) by post or to pick it up in person. Then, the voter waits until it can be collected, which leads to location `has`. At this point, the voter sends the forms back to the authority, either filled in or blank (e.g., by mistake). The authority collects the voters’ intentions (at location `coll_dec`), distributes the packages (at `send_ep`), collects the votes, and computes the tally (at `coll_vts`). A vote is added to the tally only if the declaration is signed and the ballot is filled.

In the experiments for over-approximating abstraction, we have verified the formula

$$\varphi_{bstuff} \equiv \text{AG}(\sum_{i=1}^{NC} \text{tally}[i] \leq \sum_{j=1}^{NV} \text{pack_sent}[j] \leq NV)$$

expressing the important property of resistance to *ballot stuffing*. More precisely, the formula says that the amount of sent packages can never be higher than the number of voters, and there will be no more tallied votes than packages. The formula is satisfied in all the instances of our voting model.

In the experiments for under-approximation, we used

$$\varphi_{dispatch} \equiv \text{AF}(\sum_{j=1}^{NV} \text{pack_sent}[j] = NV)$$

expressing that the election packages must be eventually dispatched to all the voters. The formula is false in all the considered instances of the system.

5.2 Results of Experiments

We have used the following abstractions:

- Abstraction 1: globally removes variables `mem_sg` and `mem_vt`, i.e., the voters’ memory of the cast vote and whether the voting declaration has been signed;
- Abstraction 2: sums the detailed voting results in the array `tally` into a single variable `tally_sum`;
- Abstraction 3: removes the variable `mem_dec` at locations `{has, voted}`, and `dec_recv` at `{coll_vts}`.

Model checking of φ_{bstuff} and $\varphi_{dispatch}$ has been performed with UPPAAL 4.1.24 on a laptop with Intel i7-8665U 2.11 GHz CPU, running Ubuntu 20.04 on WSL2 with 4 GB RAM. The results are presented in Tables 2 and 3. Each row lists the scalability factors (i.e., the number of voters and candidates), the size and verification time for the original model (so called “concrete model”), and the results for Abstractions 1–3 and their combinations. “Memout” indicates that the verification process ran out of memory. In all the other cases, the verification of the abstract model was conclusive (i.e., the

conf	Concrete		Abstract 1		Abstract 2		Abstract 3		Abstract 1+2		Abstract 1+2+3	
<i>NV, NC</i>	#St	t (sec)	#St	t (sec)	#St	t (sec)	#St	t (sec)	#St	t (sec)	#St	t (sec)
1,1	23	0.28	19	0.94	23	0.27	7	0.46	15	0.60	7	0.72
1,2	27	0.29	21	0.50	27	0.27	7	0.49	15	0.65	7	0.99
1,3	31	0.32	23	0.94	31	0.27	7	0.60	15	0.88	7	0.56
2,1	241	0.30	141	0.48	241	0.26	25	0.84	81	1.1	25	0.52
2,2	369	0.28	177	0.52	369	0.26	25	0.48	81	0.78	25	1.0
2,3	529	0.28	217	0.69	529	0.26	25	0.83	81	0.68	25	0.58
3,1	2987	0.28	1139	0.45	2987	0.27	91	0.74	459	0.55	91	0.73
3,2	6075	0.30	1619	0.55	6075	0.27	91	0.65	459	0.79	91	0.91
3,3	1.09e+4	0.31	2203	0.58	1.09e+4	0.28	91	0.49	459	0.56	91	0.80
4,1	3.98e+4	0.38	9569	0.77	3.98e+4	0.35	337	0.63	2673	0.57	337	1.1
4,2	1.06e+5	0.55	1.52e+4	0.83	1.06e+5	0.52	337	0.45	2673	0.64	337	1.4
4,3	2.36e+5	0.95	2.26e+4	0.72	2.36e+5	0.95	337	0.41	2673	0.54	337	1.1
5,1	5.46e+5	2.1	8.17e+4	1.1	5.46e+5	2.0	1267	0.62	1.58e+4	0.53	1267	0.93
5,2	1.90e+6	7.6	1.43e+5	1.4	1.90e+6	8.2	1267	0.52	1.58e+4	1.2	1267	0.67
5,3	5.16e+6	30	2.30e+5	2.2	5.16e+6	27	1267	0.65	1.58e+4	0.60	1267	0.99
6,1	7.58e+6	54	7.03e+5	4.7	7.58e+6	34	4825	0.80	9.40e+4	1.2	4825	0.78
6,2	3.41e+7	284	1.34e+6	11	3.41e+7	197	4825	1.1	9.40e+4	0.91	4825	0.90
6,3	memout	-	2.31e+6	24	memout	-	4825	1.0	9.40e+4	1.0	4825	0.78
7,1	memout	-	6.05e+6	54	memout	-	1.86e+4	0.94	5.62e+5	4.6	1.86e+4	1.1
7,2	memout	-	1.25e+7	173	memout	-	1.86e+4	0.61	5.62e+5	4.0	1.86e+4	0.98
7,3	memout	-	2.28e+7	743	memout	-	1.86e+4	1.3	5.62e+5	4.3	1.86e+4	0.76
8,1	memout	-	5.20e+7	451	memout	-	7.21e+4	1.0	3.37e+6	25	7.21e+4	0.84
8,2	memout	-	memout	-	memout	-	7.21e+4	1.2	3.37e+6	26	7.21e+4	1.4
8,3	memout	-	memout	-	memout	-	7.21e+4	1.2	3.37e+6	22	7.21e+4	0.86
9,1	memout	-	memout	-	memout	-	2.82e+5	1.5	2.02e+7	130	2.82e+5	1.7
9,2	memout	-	memout	-	memout	-	2.82e+5	1.4	2.02e+7	133	2.82e+5	1.4
9,3	memout	-	memout	-	memout	-	2.82e+5	1.4	2.02e+7	143	2.82e+5	1.4
10,1	memout	-	memout	-	memout	-	1.11e+6	6.3	memout	-	1.11e+6	5.4
10,2	memout	-	memout	-	memout	-	1.11e+6	6.3	memout	-	1.11e+6	5.5
10,3	memout	-	memout	-	memout	-	1.11e+6	5.9	memout	-	1.11e+6	7.3
11,1	memout	-	memout	-	memout	-	4.37e+6	24	memout	-	4.37e+6	24
11,2	memout	-	memout	-	memout	-	4.37e+6	30	memout	-	4.37e+6	27
11,3	memout	-	memout	-	memout	-	4.37e+6	29	memout	-	4.37e+6	29
12,1	memout	-	memout	-	memout	-	1.73e+7	180	memout	-	1.73e+7	121
12,2	memout	-	memout	-	memout	-	1.73e+7	123	memout	-	1.73e+7	147
12,3	memout	-	memout	-	memout	-	1.73e+7	127	memout	-	1.73e+7	127
13,1	memout	-	memout	-	memout	-	memout	-	memout	-	memout	-

Table 3: Experimental results for model checking of $\varphi_{dispatch}$ in under-approximations of postal voting

output was “true” for all the instances in Table 2 and “false” for all the instances in Table 3).

The results show significant gains. In particular, for the variant with $NC = 3$ candidates, our over-approximating abstractions allowed to increase the main scalability factor by 4, i.e., to verify 9 instead of 5 voters. The best performance gains were provided by the combination of all three abstractions. Interestingly, Abstraction 2 – which offered very little improvement on its own – proved very useful when combined with Abstractions 2 and 3.

Even more impressively, our under-approximations allowed for verification of 12 (!) voters vs. 5 in the concrete model, with Abstraction 3 being the most effective, and subsuming the gains offered by the other two abstractions.

6 Conclusions

In this paper, we present a correct-by-design method for model reductions that facilitate model checking. Theoretically speaking, our reductions are *may/must* state abstractions. Their main appeal, however, lies in their ease of use, rather than theoretical characteristics. They come with a natural methodology, and require almost no technical knowledge from the user. All that the user needs to do is to select a subset of variables to be removed from the MAS graph repre-

senting the system (in the simplest case). The more involved approach relies on defining mappings that merge information stored in local variables of an agent module.

The methodology is agent-based, meaning that the abstractions transform the specification of the system at the level of agent graphs, without changing the overall structure. Moreover, they are guaranteed to generate a correct abstract MAS graph, i.e., one that provides the lower (resp. upper) bound for the truth values of formulae to be verified. Note also that the procedure is generic enough to be used in combination with other techniques, such as partial-order reduction.

We demonstrate the effectiveness of the method on a case study involving the verification of a postal voting procedure using the UPPAAL model checker. As we have shown, simple abstractions allow to expand the range of verification by many orders of magnitude. Clearly, the efficiency of the method depends on the right selection of variables and the abstraction scope; ideally, this should be provided by a domain expert.

In the future, we want to combine variable abstraction with abstractions that transform locations in a MAS graph. Even more importantly, we plan to extend the methodology from branching-time properties to formal verification of strategic ability. An implementation as an extension of the STV model checker (Kurpiewski et al. 2021) is also considered.

Acknowledgements. We thank Marius Belly-Le Guiloux, Peter Y.A. Ryan, and Damian Kurpiewski for comments and discussion. The work was supported by NCBR Poland and FNR Luxembourg under the PolLux/FNR-CORE project STV (POLLUX-VII/1/2019), as well as the CHIST-ERA grant CHIST-ERA-19-XAI-010 by NCN Poland (2020/02/Y/ST6/00064).

References

- Alur, R., and Henzinger, T. A. 1999. Reactive modules. *Formal Methods in System Design* 15(1):7–48.
- Alur, R.; Henzinger, T.; Kupferman, O.; and Vardi, M. 1998. Alternating refinement relations. In *Proceedings of CONCUR*, volume 1466 of *Lecture Notes in Computer Science*, 163–178.
- Baier, C., and Katoen, J.-P. 2008. *Principles of Model Checking*. MIT Press.
- Ball, T., and Kupferman, O. 2006. An abstraction-refinement framework for multi-agent systems. In *Proceedings of Logic in Computer Science (LICS)*, 379–388. IEEE.
- Behrmann, G.; David, A.; and Larsen, K. 2004. A tutorial on UPPAAL. In *Formal Methods for the Design of Real-Time Systems: SFM-RT*, number 3185 in LNCS, 200–236. Springer.
- Belardinelli, F., and Lomuscio, A. 2017. Agent-based abstractions for verifying alternating-time temporal logic with imperfect information. In *Proceedings of AAMAS*, 1259–1267. ACM.
- Belardinelli, F.; Condurache, R.; Dima, C.; Jamroga, W.; and Knapik, M. 2021. Bisimulations for verifying strategic abilities with an application to the ThreeBallot voting protocol. *Information and Computation* 276:104552.
- Belardinelli, F.; Lomuscio, A.; and Malvone, V. 2019. An abstraction-based method for verifying strategic properties in multi-agent systems with imperfect information. In *Proceedings of AAI*, 6030–6037.
- Bulling, N.; Dix, J.; and Jamroga, W. 2010. Model checking logics of strategic ability: Complexity. In Dastani, M.; Hindriks, K.; and Meyer, J.-J., eds., *Specification and Verification of Multi-Agent Systems*. Springer. 125–159.
- Clarke, E. M.; Grumberg, O.; Jha, S.; Lu, Y.; and Veith, H. 2000. Counterexample-guided abstraction refinement. In *Proceedings of CAV*, volume 1855 of *Lecture Notes in Computer Science*, 154–169. Springer.
- Clarke, E. M.; Grumberg, O.; Jha, S.; Lu, Y.; and Veith, H. 2003. Counterexample-guided abstraction refinement for symbolic model checking. *J. ACM* 50(5):752–794.
- Clarke, E.; Henzinger, T.; Veith, H.; and Bloem, R., eds. 2018. *Handbook of Model Checking*. Springer.
- Clarke, E.; Grumberg, O.; and Long, D. 1994. Model checking and abstraction. *ACM Transactions on Programming Languages and Systems* 16(5):1512–1542.
- Cohen, M.; Dam, M.; Lomuscio, A.; and Russo, F. 2009. Abstraction in model checking multi-agent systems. In *Proceedings of AAMAS*, 945–952. IFAAMAS.
- Cormen, T. H.; Leiserson, C. E.; Rivest, R. L.; and Stein, C. 2009. *Introduction to algorithms*. MIT press.
- Cousot, P., and Cousot, R. 1977. Abstract interpretation: A unified lattice model for static analysis of programs by construction or approximation of fixpoints. In *Conference Record of the Fourth ACM Symposium on Principles of Programming Languages*, 238–252.
- Dams, D., and Grumberg, O. 2018. Abstraction and abstraction refinement. In *Handbook of Model Checking*. Springer. 385–419.
- de Alfaro, L.; Godefroid, P.; and Jagadeesan, R. 2004. Three-valued abstractions of games: Uncertainty, but with precision. In *Proceedings of Logic in Computer Science (LICS)*, 170–179. IEEE Computer Society.
- de Bakker, J.; Bergstra, J.; Klop, J. W.; and Meyer, J. C. 1984. Linear time and branching time semantics for recursion with merge. *Theor. Comput. Sci.* 34:135–156.
- Emerson, E. 1990. Temporal and modal logic. In van Leeuwen, J., ed., *Handbook of Theoretical Computer Science*, volume B. Elsevier. 995–1072.
- Enea, C., and Dima, C. 2008. Abstractions of multi-agent systems. *International Transactions on Systems Science and Applications* 3(4):329–337.
- Gerth, R.; Kuiper, R.; Peled, D.; and Penczek, W. 1999. A partial order approach to branching time logic model checking. In *Proceedings of ISTCS*, 130–139. IEEE.
- Godefroid, P., and Jagadeesan, R. 2002. Automatic abstraction using generalized model checking. In *Proceedings of Computer Aided Verification (CAV)*, volume 2404 of *Lecture Notes in Computer Science*, 137–150. Springer.
- Huang, X., and van der Meyden, R. 2014. Symbolic model checking epistemic strategy logic. In *Proceedings of AAAI Conference on Artificial Intelligence*, 1426–1432.
- Jamroga, W.; Penczek, W.; Sidoruk, T.; Dembiński, P.; and Mazurkiewicz, A. 2020a. Towards partial order reductions for strategic ability. *Journal of Artificial Intelligence Research* 68:817–850.
- Jamroga, W.; Kim, Y.; Kurpiewski, D.; and Ryan, P. Y. A. 2020b. Towards model checking of voting protocols in uppaal. In *Proceedings of E-Vote-ID*, volume 12455 of *Lecture Notes in Computer Science*, 129–146. Springer.
- Jamroga, W.; Mestel, D.; Roenne, P. B.; Ryan, P. Y. A.; and Skrobot, M. 2021. A survey of requirements for COVID-19 mitigation strategies. *Bulletin of The Polish Academy of Sciences: Technical Science* 69(4):e137724.
- Kacprzak, M.; Lomuscio, A.; and Penczek, W. 2004. Verification of multiagent systems via unbounded model checking. In *Proceedings of AAMAS*, 638–645. IEEE Computer Society.
- Kouvaros, P., and Lomuscio, A. 2017. Parameterised verification of infinite state multi-agent systems via predicate abstraction. In *Proceedings of AAI*, 3013–3020.
- Kurpiewski, D.; Pazderski, W.; Jamroga, W.; and Kim, Y. 2021. STV+Reductions: Towards practical verification of strategic ability using model reductions. In *Proceedings of AAMAS*, 1770–1772. ACM.

- Lomuscio, A., and Penczek, W. 2007. Symbolic model checking for temporal-epistemic logics. *SIGACT News* 38(3):77–99.
- Lomuscio, A.; Penczek, W.; and Qu, H. 2010. Partial order reductions for model checking temporal-epistemic logics over interleaved multi-agent systems. *Fundamenta Informaticae* 101(1-2):71–90.
- Lomuscio, A.; Qu, H.; and Russo, F. 2010. Automatic data-abstraction in model checking multi-agent systems. In *Model Checking and Artificial Intelligence*, volume 6572 of *Lecture Notes in Computer Science*, 52–68. Springer.
- McMillan, K. 1993. *Symbolic Model Checking: An Approach to the State Explosion Problem*. Kluwer Academic Publishers.
- McMillan, K. 2002. Applying SAT methods in unbounded symbolic model checking. In *Proceedings of Computer Aided Verification (CAV)*, volume 2404 of *Lecture Notes in Computer Science*, 250–264.
- Nicola, R. D., and Vaandrager, F. W. 1990. Action versus state based logics for transition systems. In *Semantics of Systems of Concurrent Processes, Proceedings of LITP Spring School on Theoretical Computer Science*, volume 469 of *Lecture Notes in Computer Science*, 407–419. Springer.
- Peled, D. A. 1993. All from one, one for all: on model checking using representatives. In Courcoubetis, C., ed., *Proceedings of CAV*, volume 697 of *Lecture Notes in Computer Science*, 409–423. Springer.
- Penczek, W., and Lomuscio, A. 2003. Verifying epistemic properties of multi-agent systems via bounded model checking. In *Proceedings of AAMAS*, 209–216. New York, NY, USA: ACM Press.
- Schnoebelen, P. 2003. The complexity of temporal model checking. In *Advances in Modal Logics, Proceedings of AiML 2002*. World Scientific.
- Shoham, S., and Grumberg, O. 2004. Monotonic abstraction-refinement for CTL. In *Proceedings of TACAS*, volume 2988 of *Lecture Notes in Computer Science*, 546–560. Springer.
- Shoham, Y., and Leyton-Brown, K. 2009. *Multiagent Systems - Algorithmic, Game-Theoretic, and Logical Foundations*. Cambridge University Press.
- Wooldridge, M. 2002. *An Introduction to Multi Agent Systems*. John Wiley & Sons.

A Technical Details of Abstraction

A.1 Approximation of Local Domains for Multiple Variables

Here, we give more details about Algorithm 2, computing an approximation of the domain of reachable values for variables V . To this end, Algorithm 2 systematically traverses the locations of a given MAS graph MG in a priority-BFS fashion (Cormen et al. 2009). The max-priority queue Q stores the locations that must be visited (possibly anew). As the key, it uses the reachability index $r(l)$ associated with every $l \in Loc$, with $r(l)$ denoting the number of l 's reachable locations distinct from itself.⁴ In the presence of cycles, a location may need to be visited several times, so that all the paths (up to the approximation values associated with it) are considered. Intuitively, the values of the local domain are iteratively refined, thus any update of it at the given location l will require (possibly repeated) examination of all its outgoing non-loop edges $l \hookrightarrow l'$ and the local domain values for their targets l' . Therefore, with each subsequent visit to l , an approximation either remains unchanged, or it gets more accurate, and hence requires a (re-)visit of its neighbours.

The reachability index provides a heuristic that possibly decreases the number of necessary revisits. It prioritizes the processing of the already discovered cycles until a meanwhile stable local domain values are obtained.

The queue is initialized with location l_0 . For every node in the queue, we keep track of the relevant subset of incoming edges, i.e., the ones that are to be processed. Thus, with every location $l \in Loc$ we associate an attribute $l.\pi$, storing a list of the relevant direct predecessors (or parents) of l . Each time there is change of $d(x, l)$ for some $l \in Loc$, all its direct successors $Succ^{=1}(l) = \{l' \in Loc \mid l \neq l' \wedge l \hookrightarrow_c l'\}$ distinct from itself are enqueued, adding l to their lists of relevant predecessors $l'.\pi$.⁵ When the queue gets empty, the algorithm halts. The termination is guaranteed as the number of possible states (pairs of location and evaluation) is finite, i.e., for all $x \in Var$ and $l \in Loc$, we have that $d(x, l) \subseteq D(x)$, $|Var \times Loc| < \infty$, and $|D(x)| < \infty$.

The pseudocode for the auxiliary functions is shown in Algorithm 5. Besides the functions described in Section 3.2, one more auxiliary procedure is used:

- $\text{ProcEdgeLabels}(l, g, \alpha, l', d, x, G_{MG})$ approximates $d(x, \alpha)$ on subset of values in $d(x, l)$ satisfying the condition g , after taking in order the updated $\alpha^{(i)}$ associated with α .

A.2 Computing Abstractions for Updates with Dependencies

Here, we briefly discuss how to extend Algorithm 2 to handle the general case of MAS graphs where updates on some edges may include backward-dependent assignments.

⁴The values of $r(l)$ can be easily obtained from the reachability matrix, produced by Warshall's algorithm, taking a row-wise sum of non-zero elements apart from those in the main diagonal.

⁵Do not confuse π with generic parent attribute used in original BFS, priority-BFS in (Cormen et al. 2009).

Algorithm 5: Auxiliary functions for Algorithm 2

```

Function ProcSelfLoops( $l, d, x, G_{MG}$ )
1   $d' := d_0$ 
2  foreach  $l \xrightarrow{g:\alpha} l$  do
3     $d(x, \alpha) :=$ 
      ProcEdgeLabels( $l, g, \alpha, l, d, x, G_{MG}$ )
4     $d' := d' \otimes d(x, \alpha)$ 
5  end
6  if  $d(x, l) \neq d(x, l) \otimes d'$  then
7     $d(x, l) := d(x, l) \otimes d'$ 
8     $d := \text{ProcSelfLoops}(l, d, x, G_{MG})$ 
9  return  $d$ 

Function EnqueueDirectSucc( $Q, l, G_{MG}$ )
1  foreach  $l' \in Succ^{=1}(l)$  do
2     $Q := \text{Enqueue}(Q, l')$ 
3     $l'.\pi := l'.\pi \cup \{l\}$ 
4  end
5  return  $Q$ 

Function ProcIncEdges( $l, d, x, G_{MG}$ )
1   $d' := d_0$ 
2  foreach  $l' \in l.\pi$  do
3    foreach  $l' \xrightarrow{g:\alpha} l$  do
4       $d(x, \alpha) :=$ 
        ProcEdgeLabels( $l', g, \alpha, l, d, x, G_{MG}$ )
5       $d' := d' \otimes d(x, \alpha)$ 
6    end
7  end
8   $l.\pi = \emptyset$ 
9   $d(x, l) := d(x, l) \otimes d'$ 
10 return  $d$ 

Function ProcEdgeLabels( $l, g, \alpha, l', d, x$ )
1   $d(x, \alpha^{(0)}) := d(x, l) \cap SAT|_x(g)$ 
2  let  $\alpha := \alpha^{(1)} \dots \alpha^{(m)}$ 
3  for  $i = 1$  to  $m$  do
4    if  $x \in LHS(\alpha^{(i)})$  then
5       $d(x, \alpha^{(i)}) := \{RHS(\alpha^{(i)})(\eta[x = c]) \mid \eta \in$ 
        Eval( $Var$ )  $\wedge c \in d(x, \alpha^{(i-1)})\}$ 
6    else
7       $d(x, \alpha^{(i)}) := d(x, \alpha^{(i-1)})$ 
8    end
9  return  $d(x, \alpha^{(m)})$ 

```

First, for the local domain approximation wrt variables B besides literal values, we allow expressions $e \in \text{Expr}(Var \setminus B)$ as its elements. Secondly, we establish a more sophisticated structure of the local domain approximation for updates, in order to enable storage of the intermediate values. Namely, for the sequence of assignments $\alpha = \alpha^{(1)} \dots \alpha^{(m)}$, we use $\vec{c} \in d(B, \alpha)$ for a tuple (C_0, C_1, \dots, C_m) , where C_i is an approximation of the local domain after performing $\alpha^{(i)}$ only

considering C_{i-1} for the possible evaluations of B . Intuitively, $\vec{c} \in d(B, \alpha)$ can be thought of as a directed acyclic graph, where the nodes stand for the momentary approximation of d , and edges for the subsequent component updates. Every node at depth i (distance from the initial one) approximates d after taking a component update $\alpha^{(i)}$ on the node of lower depth $i - 1$. In that way, the values of $d(B, l)$ no longer need to be stored, as they can be derived by taking a \otimes -reduce operation on the corresponding C_{m_j} of the update label α_j of its incoming edges.

Similarly, the generation of the abstract model is modified as follows. To process an edge $l \xrightarrow{g:ch\alpha} l'$, instead of utilizing the values of local domain of $d(B, l)$, those C_i of the corresponding component $\alpha^{(i)}$ are used. An additional advantage of the approach is that an application of the mapping function f_i to introduce a new variable z_i becomes straightforward: for every $\vec{c} \in d(B, \alpha)$ the abstract update is simply appended with an assignment $z := f(C_m)$.

B Under-Approximation of MAS Graphs

Conversely to the idea of over-approximation, the notion of M_2 under-approximating M_1 expresses that M_2 includes *only* states and runs that match ones in M_1 . The method was already described in Section 3. Here, we briefly sketch the flow of its correctness proof.

Definition 10. Model M_2 is an *under-approximation* of M_1 with respect to variables V (written $M_1 \succsim_V M_2$) if:

- (i) $\forall \pi_2 \in \text{Runs}(M_2) \exists \pi_1 \in \text{Runs}(M_1) . \pi_2 \preceq_V \pi_1$
- (ii) if $(l, \eta) \rightarrow_2 (l', \eta')$ then for all states (l, η_1) , reachable in M_1 , $(l, \eta[V = \eta_1|_V]) \rightarrow_1 (l', \eta'')$ and $\eta''|_V = \eta'$.

Theorem 8. $M_1 \succsim_V M_2$ implies $M_2 \preceq_{AP(V)} M_1$.

Proof. Analogous to proof of Theorem 3. Let $M_i = (St_i, I_i, \rightarrow_i, AP_i, L_i)$ for $i = 1, 2$, and $M_2 \succsim_V M_1$. Using the Definition 7 we will show that $\mathcal{R} = \{(s_2, s_1) \in St_1 \times St_2 \mid s_2 \preceq_V s_1\}$ is a simulation for M_2, M_1 . (i) For any $s_{0,2} \in I_2$ and $\pi_2 \in \text{Runs}(s_{0,2})$ there is a matching $\pi_1 \in \text{Runs}(M_1)$, thus $s_{0,2} \mathcal{R} \pi_1[0]$. (ii-a) Trivially from definition of matching relation and restriction of atomic propositions to $AP(V)$. (ii-b) If $(s_2, s_1) \in \mathcal{R}$ and $s_2 \rightarrow_2 s'_2$, then for $\pi_2 = s_2 s'_2 \in \text{Runs}(M_2)$ by assumption there must exists a matching $\pi_1 = s_1 s'_1 \in \text{Runs}(M_1)$ and thus $(s'_2, s'_1) \in \mathcal{R}$ and $s_1 \rightarrow_1 s'_1$. \square

Lemma 9. Let MG be a MAS graph and d be an under-approximation of a local domain for $B \subsetneq \text{Var}$. Then, for any $c \in d(B, l)$ there exists a reachable at $l \in \text{Loc}$ evaluation $\eta \in \text{Eval}(\text{Var})$ such that $\eta|_B = c$.

Theorem 10. $MG \succsim_{\text{Var} \setminus \text{Args}_R(F)} \mathcal{A}_F^-(MG)$.

Proof. Follows directly from Lemma 9 and the following fact on the structure of $M_2 = \mathcal{M}(\mathcal{A}_F^-(MG))$ relatively to $M_1 = \mathcal{M}(MG)$: $(l, \eta) \rightarrow_2 (l', \eta')$ iff for all $\vec{c} \in d(\text{Args}_R(F), l)$ it holds $(l, \eta[\text{Args}_R(F) = \vec{c}]) \rightarrow_1 (l', \eta'')$ and $\eta''|_{\text{Var} \setminus \text{Args}_R(F)} = \eta'$. \square

By the above and Theorem 1, we obtain that $\mathcal{M}(\mathcal{A}_F^-(MG)) \not\models \psi$ implies $\mathcal{M}(MG) \not\models \psi$ for formulae of ACTL^* that include no variables removed by F , see Theorem 7.