

Interpolation-based Contrastive Learning for Few-Label Semi-Supervised Learning

Xihong Yang*, Xiaochang Hu*, Sihang Zhou, Xinwang Liu[†], *Senior Member, IEEE*, En Zhu

Abstract—Semi-supervised learning (SSL) has long been proved to be an effective technique to construct powerful models with limited labels. In the existing literature, consistency regularization-based methods, which force the perturbed samples to have similar predictions with the original ones have attracted much attention for their promising accuracy. However, we observe that, the performance of such methods decreases drastically when the labels get extremely limited, e.g., 2 or 3 labels for each category. Our empirical study finds that the main problem lies with the drifting of semantic information in the procedure of data augmentation. The problem can be alleviated when enough supervision is provided. However, when little guidance is available, the incorrect regularization would mislead the network and undermine the performance of the algorithm. To tackle the problem, we (1) propose an interpolation-based method to construct more reliable positive sample pairs; (2) design a novel contrastive loss to guide the embedding of the learned network to change linearly between samples so as to improve the discriminative capability of the network by enlarging the margin decision boundaries. Since no destructive regularization is introduced, the performance of our proposed algorithm is largely improved. Specifically, the proposed algorithm outperforms the second best algorithm (Comatch) with 5.3% by achieving 88.73% classification accuracy when only two labels are available for each class on the CIFAR-10 dataset. Moreover, we further prove the generality of the proposed method by improving the performance of the existing state-of-the-art algorithms considerably with our proposed strategy.

Index Terms—Semi-supervised learning, contrastive learning, interpolation-based method, few-label.

I. INTRODUCTION

Convolutional neural networks (CNNs) have attracted the attention of many researchers for its remarkable performance in applications like, image recognition [1], [2], target detection [3] and semantic segmentation [?], [4], [5]. The success of most of these deep neural networks depends heavily on a large number of high-quality labeled datasets [6]–[11]. However, collecting labeled data can consume a lot of resources which is un-affordable to countless everyday learning demands in the modern society. Therefore, deep learning algorithms which can achieve appropriate performance with tractable supervision has been a hot research spot in recent years. Specifically, deep semi-supervised learning (SSL) algorithms, which seek to improve the performance of deep

X. Yang, X. Liu and E. Zhu are with School of Computer, National University of Defense Technology, Changsha, 410073, China. (E-mail: {yangxihong, xinwangliu, enzhu}@nudt.edu.cn)

X. Hu and S. Zhou are with College of Intelligence Science and Technology, National University of Defense Technology, Changsha 410073, China. (E-mail: xiaochanghu94@163.com, sihangjoe@gmail.com)

*: Equal contribution. [†]: Corresponding author.

Manuscript received Feb. 21, 2022.

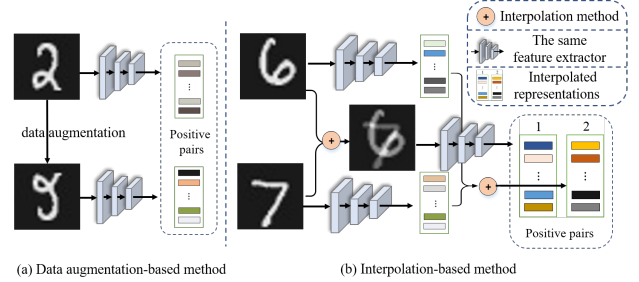


Figure 1: Illustration of the positive sample pair construction process. Different from the existing works which construct positive sample pairs with data augmentation, we construct positive sample pairs with interpolation operations. Specifically, given two unlabeled images, the integration of the sample embeddings '1' and the embedding of the sample integration '2' are acquired as a positive sample pair.

learning models on datasets with only limited labeled data by leveraging large amounts of unlabeled data, are an important branch in this family.

Among all the deep semi-supervised learning algorithms, consistency regularization based methods treat the original input and its augmented version as positive pairs, which is a form of contrastive learning [8], [12]–[18]. These consistency regularization-based methods follow a common assumption that ever after data augmentation, the classifier could output the same class probability for an unlabeled sample, which means data augmentation will not change the semantic. For an image and this image should be more similar to its augmented version than other images. Under this assumption, researchers perturb the input samples by conducting data augmentation to generate similar samples of the original data.

The mentioned algorithms have contributed remarkable performance improvement to improve the learning accuracy when only a few labeled data is available. However, we observe that, when the number of labeled data gets extremely small, e.g., 2 to 3 labels for each category, the performance of the existing algorithms would drop drastically. For example, to the CIFAR-10 dataset whose scale for training samples is 50,000 and 10 categories, the performance of the state-of-the-art algorithm MixMatch [15] can achieve the top-1 accuracy of 86.47% when 250 labeled data is available. Nevertheless, the performance of the same algorithm drops to 50.01% when only 30 labeled samples are visible. The similar phenomenon happens to the Mean-Teacher [14] algorithm whose performance drop with more than a half when the label number decreases from

Method	30	40	250	500	1000
MixMatch	50.10	59.08	86.47	89.33	90.79
Mean-Teacher	24.51	24.93	52.49	70.15	80.12

Table I: Classification accuracy of two state-of-the-art semi-supervised algorithms, i.e., MixMatch [15] and Mean-Teacher [14], on CIFAR-10 dataset with 30, 40, 250, 500 and 1000 labels. From the table we can find that the performance of these algorithms drop drastically when only 30 and 40 labels are available.

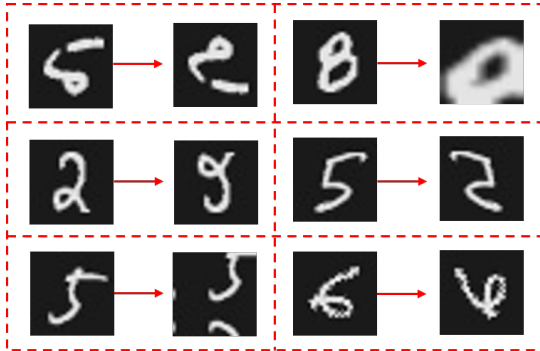


Figure 2: Representative examples of semantic information drifting caused by in-appropriate data augmentation of MNIST samples.

250 to 30. More experimental results can be found in Table I.

According to our analysis, one of the main reasons that causes large performance decrease lies with the semantic information change during data augmentation. Take the samples in the MNIST dataset as examples, when the vertical flip is applied to the samples, the labels of "6"s and "9"s, "2"s and "5"s can easily get changed. This would challenge the rationality of the information consistency assumption of existing methods. This problem could to some extent alleviated when relatively abundant label information is available. However, when the label information is extremely lacked, the performance of the corresponding algorithms could decrease a lot.

In this paper, to solve the problem of semantic information drifting caused by data augmentation-based positive sample pair construction, we propose to solve the problem by proposing a novel interpolation-based positive sample pair construction fashion. Generally, our design roots from the observation that the margin decision boundaries would get larger if the prediction of the network could change linearly [19], [20]. In the circumstance of semi-supervised learning, when the label is missing, we seek to improve the discriminative capability of the network by forcing the embedding of the network to change linearly. Specifically, given two unlabeled images, on one hand, we embed the samples separately into the latent space. On the other hand, we conduct image level interpolation for an integrated image and do the embedding with the same network. Then, by combining the embedding of the interpolation of the original images with the interpolation of the embeddings, we construct a positive sample pair. In our setting, the negative sample pairs are the embedding pair of different sample pairs. By forcing the positive sample pairs

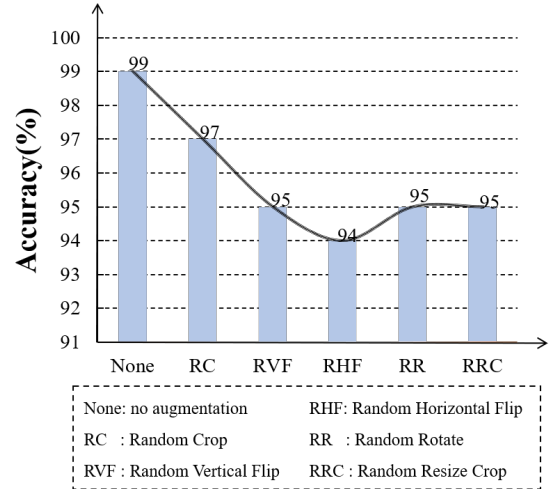


Figure 3: Illustration of classification results with different data augmentations on the MNIST dataset.

to be close to each other in the latent space and the negative samples pairs to get far away from each other, we improve the quality of the decision boundary thus improving the performance of the algorithm. To achieve the goal, we further propose a novel contrastive learning-based loss function to guide the network for better learning. We name the resultant algorithm Interpolation Contrastive Learning Semi-Supervised Learning (ICL-SSL).

The main contributions of this paper are listed as follows:

- We, for the first time, find that semantic information drifting is one of the main problems that cause the performance of existing consistency regularization-based semi-supervised algorithms to decrease drastically when extremely limited labeled data is provided.
- We propose an interpolation-based positive sample construction method and a novel contrastive loss function to solve the problem and improve the learning accuracy.
- Our experimental results on the benchmark datasets verify the superior performance of the proposed algorithms against the state-of-the-art algorithms. We also show the generality of our proposed algorithm by enhancing the performance of the existing advanced algorithms steadily with our method.

II. RELATED WORK

In this section, we first give some notations and then review several semi-supervised learning (SSL) methods related to our method ICL-SSL.

A. Notations Definition

Given a dataset $\mathcal{D} = \mathcal{X} \cup \mathcal{U}$, where $\mathcal{X} = \{(x_1, y_1), \dots, (x_m, y_m)\}$ is an labeled sub-dataset, $\mathcal{U} = \{u_{m+1}, \dots, u_{m+n}\}$ is a unlabeled sub-dataset, $n \gg m$ and y_m is encoded by one-hot, we define a classification model as $p(y|x; \theta)$, which outputs a distribution over class labels y for an input x with parameters θ . For the model $p(y|x; \theta)$, it is concatenated by a encoder network $f(\cdot)$ and a classification

Notations	Meaning
b	Bathsize
C	The number of classes
$\mathcal{X}^B = (x_i, y_i)$	Labeled sub-dataset with b
$U^B = \{u_1, \dots, u_b\}$	Unlabeled sub-dataset matrix with b
$x, u \in R^C \times R^H \times R^W$	Input samples
$y \in \{0, 1\}^C$	Label with C classes encoded by one-hot
$q \in R^C$	Predicted category probability distribution
$f(\cdot)$	The encoder network
$h(\cdot)$	The classifier
$g(\cdot)$	The projector head
$z \in R^D = g(f(x)) = F(x)$	Normalized low-dimensional representation

Table II: Notation summary

head $h(\cdot)$ before softmax function. Meanwhile, after the encoder network $f(\cdot)$, we set a projection head $g(\cdot)$, outputting the normalized low-dimensional representation $z = g(f(\cdot))$. To simplify, $F(\cdot)$ is defined as $g(f(\cdot))$. For more detailed definitions, please refer to Table II.

B. Contrastive learning

Contrastive learning leverages unlabeled data for model training, which attracts much attention of some researchers and becomes a hotspot recently [21]–[24]. It is a widely adopted form of self-supervised learning [21], [25]–[29], which can be used to optimize the task of instance discrimination. In stead of training a classification, contrastive learning is to maximize the similarities of positive pairs and minimize the similarities of negative pairs. It is important to learn the invariance with different views generated by data augmentations. The contrastive learning loss on unlabeled data can be described as follows:

$$-\log \frac{\exp(F(\mathcal{A}_{ug}(x_i)) \cdot F\mathcal{A}_{ug}(x_i))/T}{\sum_{j=1}^N \exp((F(\mathcal{A}_{ug}(x_i)) \cdot F(\mathcal{A}_{ug}(x_j)))/T)}, \quad (1)$$

where T is a temperature parameter [18]. $\mathcal{A}_{ug}(\cdot)$ denotes the stochastic transformation function. $F(\cdot)$ is the simplified presentation of the encoder network $f(\cdot)$ and the project head $g(\cdot)$. In recent methods, through designing memory bank, MoCo [22] maintains the consistency of the negative sample pairs. SimCLR [21] calculates the pairwise similarity between two similar samples from the images in the same batch, which pushes the negative samples away while pulling the positive samples.

Consistency regularization can be interpreted as a special form of contrastive learning, in which only positive samples are included. Although promising performance has been achieved, we observe that the discriminative capability of previews methods is limited since they would suffer from the semantic information drifting issue. Instead of carefully designing data augmentations, we use an interpolation-based method to obtain positive pairs, which will avoid the semantic information drifting caused by data augmentations.

C. Consistency regularization

Consistency regularization utilizes the assumption that the classifier should output the same prediction for an unlabeled

data even after it is augmented. Data augmentation is a frequent regularization technique in semi-supervised learning. Through various data augmentation methods, consistency regularization generates a copy of the sample regarded as a similar sample to the original data. In the simplest form, prior work [30] add the following consistency regularization loss on unlabeled samples:

$$\|p(y|\mathcal{A}_{ug}(x); \theta) - p(y|\mathcal{A}_{ug}(x); \theta)\|_2^2, \quad (2)$$

where $\mathcal{A}_{ug}(\cdot)$ is a stochastic transformation similar to that in eq.1. With the use of an exponential moving average (EMA) model, Mean-Teacher [14] replaces one of the terms in eq.2, which provides a more stable target. To maximally alter the output class distribution, Virtual Adversarial Training (VAT) [31] uses an adversarial transformation in place of $\mathcal{A}_{ug}(\cdot)$. More recently, a form of consistency regularization is utilized in Mixmatch [15] by using random horizontal flips and crops for the input samples. Unsupervised data augmentation (UDA) [32], ReMixMatch [17] and FixMatch [16] have been proposed with the use of weak and strong data augmentations. Generally speaking, through a weakly-augmented unlabeled sample, they generate a pseudo label and enforce consistency against the strongly-augmented version of the same input. The above consistency regularization models are based on data augmentation to generate positive samples. We observe that some data augmentations will change the semantic information of the samples, so that the constructed samples are no longer similar, which limited the performance of the existing SSL model. We utilizes consistency regularization through an interpolation-based method, which can construct more reliable positive sample pairs.

D. The interpolation-based method

Mixup [19] is an effective data augmentation strategy for image classification in computer vision [33]–[36]. It linearly interpolates the input samples and their labels on the input data and labels spaces.

$$\begin{aligned} \lambda &\sim \text{Beta}(\alpha, \beta), \\ \lambda' &= \max(\lambda, 1 - \lambda), \\ x' &= \lambda'x_1 + (1 - \lambda')x_2, \\ y' &= \lambda'y_1 + (1 - \lambda')y_2, \end{aligned} \quad (3)$$

where the α and β are the parameter of Beta distribution, $\lambda \in [0, 1]$. The interpolations of input samples should lead to interpolations of the associated labels. In this way, Mixup could extend the training distribution. It is recently achieved state-of-the-art performance through different tasks and network architectures. In [37], the interpolations are performed in the input space. In order to improve model performance, [38] is proposed to measure the realism of latent space interpolations in the unsupervised learning. [20] performs the interpolation between input and pseudo-labels. The above method does not change the construction method of consistency regularized positive sample pairs, so it does not solve the problem of semantic information drifting after data augmentation. Different from the above approaches, ICL-SSL, not alter the semantic

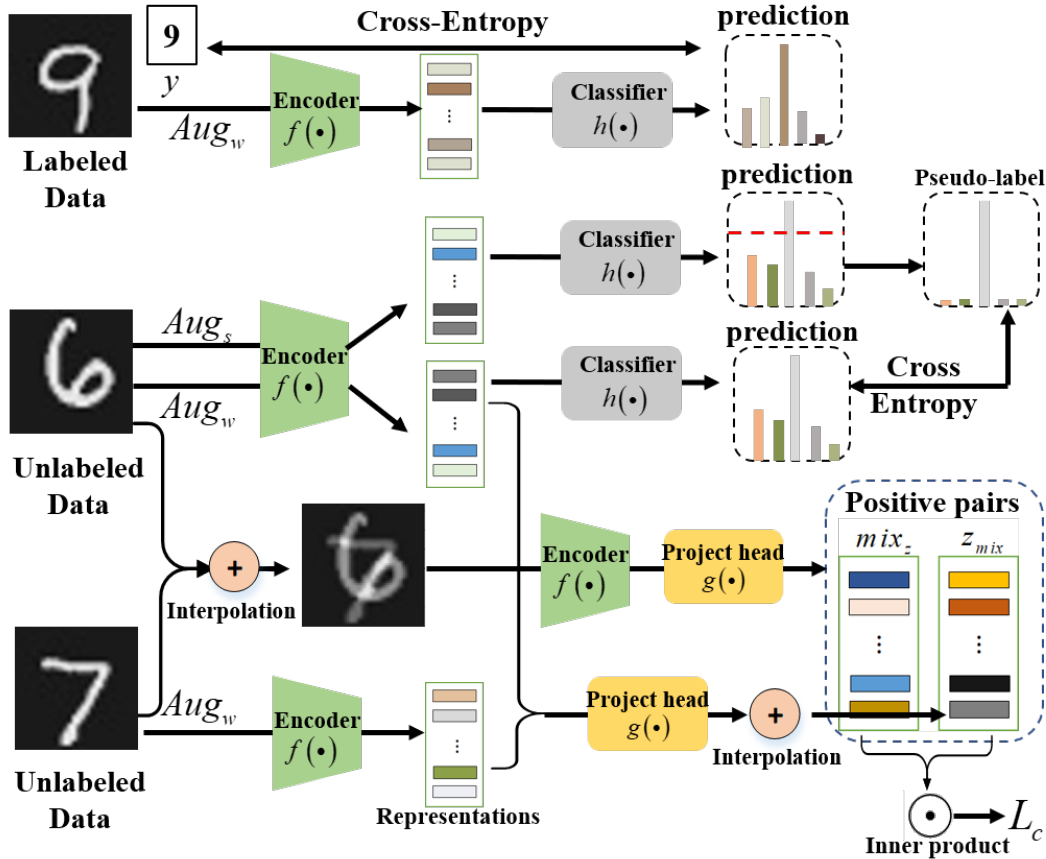


Figure 4: Illustration of Interpolation-based Contrastive Learning Semi-Supervised Learning (ICL-SSL) mechanism. Specifically, given two unlabeled images u_i and u_j , we firstly embed the samples separately into the latent space. Then, we conduct image-level interpolation for an integrated image and do the embedding with the same network. z_{mix} and mix_z are the positive embeddings pair constructed by ICL-SSL. By combining these two positive embeddings, we design a novel contrastive loss L_c and force these two embeddings to change linearly between samples, improving the discriminative capability of the network. Therefore, our network would be guided to learn more discriminative embeddings with the interpolation-based method.

information, is performed between the input samples and the representations and guides the representations of the network to change linearly between samples.

III. METHOD

In this section, we introduce our proposed semi-supervised learning method. Firstly, we will explore the reason for the performance degradation under few labels via some experiments on MNIST dataset. The reason is that the semantic information of the input samples will be changed after data augmentations. Then, to address this issue, we introduce an interpolation-based method ICL-SSL under few labels to construct more reliable positive sample pairs, which overcomes the deterministic bias problem caused by semantic invalidation and improves the performance of semi-supervised classification with few labels. Finally, we will introduce the designed contrastive loss of ICL-SSL.

A. Semantic information drifting

Consistency regularization is an essential piece for many state-of-the-art semi-supervised learning methods. A common

assumption of consistency regularization is that the classifier should output the same class probability of an unlabeled sample even it is augmented.

In several SSL methods [15]–[17], when training data is not enough for generalization, data augmentation is a technique to increase the diversity of data. MixMatch [15] processes the input samples through random horizontal and random crops. The weak data augmentation method uses horizontal flips and vertical flips to process unlabeled samples in FixMatch [16]. However, we observe that, some data augmentations will change the semantic information about the input samples shown in Figure2, leading to a decrease in the semantic similarity of the constructed samples damaging the SSL training. For further verification the effect of data augmentation, we implement experiments on MNIST dataset.

MNIST, shown as Figure5(b), is a dataset composed of handwritten numbers, which is commonly used in deep learning research. MNIST consists of 60,000 training data and 10,000 test data. We explore the change of semantic information caused by data augmentation through two-layer MLP, which can reduce the influence of other factors, such as

Algorithm 1 Interpolation-based Contrastive Learning Semi-Supervised Learning(ICL-SSL)

Input: Labeled data $X = (x_1, y_1), (x_2, y_2), \dots, (x_b, y_b)$, unlabeled data $U = (u_1, u_2, \dots, u_b)$, Beta distribution parameter α for feature interpolation, Batch size b , Epoch number e

```

1: while  $e < \text{Epoch } do$ 
2:   for  $i = 1$  to  $b$  do
3:      $y_b = p(y|x)$ ;
4:      $q_i = p(y|u_i)$ ;
5:      $z_i = g(f(u_i))$ ;
6:   end for
7:   for  $i \in 1, \dots, b$  and  $j \in 1, \dots, b$  do
8:      $\lambda = \text{Beta}(\alpha, \alpha)$ ;
9:      $u_{mix} = \lambda * u_i + (1 - \lambda) * u_j$ ;
10:     $z_{mix} = g(f(u_{mix}))$ ;
11:     $mix_z = \lambda * z_i + (1 - \lambda) * z_j$ ;
12:  end for
13: end while
14: Calculate classification loss via eq.8, 10 and 11

```

complex network structure.

From the empirical analysis, we observe that the accuracy is decreased 5.0% by the random horizontal flip argumentation on MNIST. As a consequence, after random vertical flips, the accuracy decreases by 4.0% shown in Figure 3. Additionally, we also explore rotation, random re-cropping and random cropping, the result shows that those data augmentations will limit the performance of the model. To explore the reason, we visualize the result of data augmentation. It can be found that the semantic information of the input samples has been changed. Figure2 shows that under one data augmentation (random vertical flip), the semantic information of "7"s and "2"s, "6"s and "9"s, "2"s and "5"s can easily get changed. As a result, the quality of the constructed positive samples decreases or the construction fails, which in turn affects the performance of the model.

The experiment on MNIST can illustrate that during SSL training, some data augmentations will change the semantic information of the input samples. Therefore, the semantic correlation of positive sample pairs will be destroyed by data augmentation. When the label information is lacking, the incorrect regularization caused by data augmentation would mislead the network and limit the algorithm performance.

B. ICL-SSL

To solve the semantic information drifting problem discussed above, we introduce our proposed a novel interpolation contrastive learning SSL method, termed ICL-SSL, which not change the semantic information during the positive pair construction of consistency regularization. Firstly, through the encoder network $f(\cdot)$ and the project head $g(\cdot)$, we can get the low-dimensional representation z of the unlabeled sample. Then, we describe the interpolation-based positive sample pairs construction method in detail.

In our ICL-SSL method, the representations are extracted by encoder network $f(\cdot)$. Specifically, for any two unlabeled samples u_i, u_j in a batch of unlabeled sub-dataset \mathcal{U}^B , with

the help of ℓ^2 -normalize method, we can get their normalized low-dimensional feature representations z_i, z_j :

$$\begin{aligned} z_i &= F(u_i), \\ z_j &= F(u_j), \end{aligned} \quad (4)$$

where $F(\cdot)$ is defined as $g(f(\cdot))$, a simple form of encoder network $f(\cdot)$ and project head $g(\cdot)$. Based on eq: 3, we perform interpolation operations on the normalized low-dimensional feature representations z_i and z_j .

$$\begin{aligned} mix_z &= \lambda z_i + (1 - \lambda) z_j \\ &= \lambda F(u_i) + (1 - \lambda) F(u_j), \end{aligned} \quad (5)$$

where mix_z denotes the interpolated representation of z_i and z_j , λ is generated by Beta distribution. Simultaneously, unlike the above steps, we first perform an interpolation operation in the sample space (u_i, u_j) and then get the normalized low-dimensional feature:

$$z_{mix} = F(\lambda u_i + (1 - \lambda) u_j), \quad (6)$$

where z_{mix} is the representation of interpolated input data u_i and u_j . The constructed positive sample pair can be presented as follows:

$$[mix_z, z_{mix}]. \quad (7)$$

Figure 4 illustrates our positive sample pairs construction method-based interpolation. As discussed above, data augmentation will change the semantic information of the input samples, which makes the positive pair construction fail. Different from the existing data augmentation-based methods, we construct the positive sample pairs by interpolation, which do not change the semantic information of the input samples. It has proved that the decision boundaries are pushed far away from the class boundaries by the interpolation operation in [19], [20]. With the use of ICL-SSL, the margin decision boundaries would get larger, which improves the discriminative capability of the network under few labels.

C. Loss function

The loss of ICL-SSL mainly consists of three parts: the supervised classification loss L_x , the unsupervised classification loss L_u and the contrastive loss L_c .

In details, L_x is the supervised classification loss on the labeled data, which defined as the cross-entropy between the ground-truth labels and the model's predictions:

$$L_x = \frac{1}{B} \sum_{b=1}^B H(y_b, p(y|x_b)), \quad (8)$$

where x_b denotes the labeled data in \mathcal{X} . $p(y|x_b) = \text{Softmax}(h(f(x_b)))$ is the output of the classifier. H is the cross-entropy between the two distributions y_b and $p(y|x_b)$.

For an unlabeled data, its predicted label \hat{q}_b is generated by the classification head $h(\cdot)$ and the *Softmax* function. The formula can be described as:

$$\hat{q}_b = \text{Softmax}(h(f(u_b))). \quad (9)$$



Figure 5: Illustration of the CIFAR-10, MNIST, SVHN dataset.

L_u is defined as the cross-entropy between the pseudo-labels and the model’s predictions. It can be calculated by:

$$L_u = \frac{1}{\mu B} \sum_{b=1}^{\mu B} \ell(\max(\hat{q}_b) \geq \tau) H(\hat{q}_b, p(y|u_b)), \quad (10)$$

where \hat{q}_b is pseudo predicted probability. ℓ is the function to calculate the loss and when the largest class probability is above a threshold τ , the loss will be calculated. Meanwhile, μ is used to count the number of valid unlabeled samples. H is the cross-entropy between q_b and $p(y|u_b)$.

Through the positive sample pairs $[mix_z, z_{mix}]$ constructed by interpolation strategy, the contrastive loss can be computed as:

$$L_c = -\log \frac{\exp((mix_z \cdot z_{mix})/T)}{\sum_{k=1}^B I_{[k \neq i]} \exp((z_i \cdot z_j)/T)}, \quad (11)$$

where T is a temperature parameter. Similar to SimCLR [21], we do not sample negative samples explicitly. Instead, we treat the other examples within a minibatch as negative samples. $I_{[k \neq i] \in 0,1}$ is an indicator function. When $k = i$, the value of I is 1. The similarity between positive is measured by inner product. This loss is calculated across all positive in a batch. The contrastive loss encourages the model to produce similar representations for positive samples and pushes the negative samples away. The relation of the embedding changes linearly due to the proposed positive sample pairs constructed method. By minimizing eq.11, the margin decision boundaries will be enlarged, thus improving the discriminative of the network.

In summary, the loss function of ICL-SSL can be compute by:

$$L = L_x + L_u + \alpha L_c, \quad (12)$$

where L_x represents the supervised loss and L_u is the unsupervised loss. α is a trade-off hyper-parameter to control the weight of the total loss. The detailed learning procedure of ICL-SSL is shown in Algorithm 1.

Dataset	CIFAR10	SVHN	MNIST
Size	32×32	32×32	28×28
Training Set	50,000	73,257	60,000
Test Set	10,000	26,032	10,000
Data Type	Image	Image	Image
Class	10	10	10

Table III: Dataset summary

IV. EXPERIMENT

We evaluate the effectiveness of ICL-SSL on several semi-supervised learning benchmarks. We focus on the most challenging label-scare scenario where few labels are available, e.g., 2 or 3 labels for each category. At the same time, our ablation study teases apart the contribution of ICL-SSL components. In addition, we further verify the generality of the proposed method by improving the performance of the existing state-of-the-art algorithms considerably with our proposed strategy.

A. Implementation details

1) *Datasets & Metric*: The proposed algorithms are experimentally evaluated on SVHN and CIFAR-10. The CIFAR-10 dataset consists of 60,000 images of size 32×32. The training set of CIFAR-10 is consists 50,000 images and the test set is consists 10,000 images. The dataset includes ten classes, including images of natural objects such as horse, deer, fork, car and aircraft. The SVHN dataset consists of 73,257 training data and 26,032 test data of size 32×32. Besides, each example is a close-up image of house numbers from 0 to 9. Detailed dataset statistics are summarized in Table III. We use the accuracy metric to evaluate the classification performance.

2) *Experiment Settings*: Following SSL evaluation methods, we evaluate our method on standard SSL benchmarks with “Wide-ResNet-28” model from [39]. Compared with other methods, our model focuses on the challenging label-scare scenario e.g., 2 or 3 labels for each category. For all

datasets, we train them for 300 epochs until convergence, the batch size chosen by us is 64. The weight parameters to control loss are $\alpha = 0.5$, and the parameter μ of the batch size for the control of unlabeled data is set to 1. The learning rate is set to 0.03 for CIFAR-10 and SVHN. The threshold τ is set to 0.95. Besides, our network is trained using SGD. For our proposed method, we adopt the source data of CoMatch [18]. To alleviate the impact of randomness, we evaluate the models on 5 runs for each number of labeled points with different random seeds. In all experiments, we use the same set of hyper-parameters.

B. Comparison with the State-of-the-Art Algorithms

In this section, six state-of-the-art semi-supervised algorithms are compared to verify the effectiveness of ICL-SSL. In our experiment, we implement all algorithms with a NVIDIA 1080Ti GPU on PyTorch platform. The code for the compared algorithm can be downloaded from the author’s website. The information for the compared algorithms is listed as follows:

(1) **CoMatch** [18]: The class probabilities and low-dimensional embeddings are jointly learned in CoMatch. The pseudo label can be improved by the embedding imposed a smoothness constraint to the class probabilities. CoMatch combines the pseudo-based model, the contrast-loss-based model and the graph-based model to improve the model performance in the case of few labels.

(2) **FixMatch** [16]: FixMatch uses the model’s predictions to generate the pseudo labels through weak-augmentation. Additionally, for a given unlabeled images, the pseudo label is obtained by the high-confidence prediction. And the network is trained to predict the pseudo label with the strongly augmented version of the same image.

(3) **MixMatch** [15]: The supervised loss and unsupervised loss are used in MixMatch. In detail, cross-entropy is chosen for the supervised loss. The unsupervised loss is the mean square error (MSE) between predictions and generated pseudo labels. MixMatch constructs pseudo labels by data augmentation. With the use of the sharpen function *Sharpen*(\cdot), MixMatch could improve the quality of pseudo labels. In addition, Mixup is added in the training process, which can construct virtual samples through interpolation.

(4) **Virtual Adversarial Training(VAT)** [31]: VAT is based on data perturbation. It replaces data augmentation with adversarial transformations and shows that the adversarial transformation can lead to a lower classification error.

(5) **Mean-Teacher** [14]: Mean-Teacher is a student-teacher-approach for SSL. The teacher model is based on the average weights of a student model in each update step. In Mean-Teacher, the mean square error loss (MSE) is used as its consistency loss between two predictions. Besides, it uses the exponential moving average (EMA) to update, because the EMA is only updated once per epoch, which can control the model update speed.

Method	20 labels	30 labels	40 labels
Mean-Teacher	21.79±0.57	24.51±0.35	24.93±0.62
MixMatch	38.51±8.48	50.10±5.81	59.08±3.04
FixMatch	72.63±5.37	86.65±3.56	89.69±4.58
CoMatch	83.43±9.20	88.68±3.79	90.14±2.86
Ours	88.73±5.69	90.30±3.10	91.78±2.23

Table IV: Accuracy comparison with other state-of-the-art methods on five different folds, including Mean-Teacher [14], MixMatch [15], FixMatch [16] and CoMatch [18] on CIFAR-10 dataset.

Method	250 labels	500 labels	1000 labels
FixMatch	95.45±0.07	95.73±0.15	95.94±0.10
Ours	95.58±0.14	95.80±0.12	96.05±0.14

Table V: Accuracy comparison with FixMatch [16] on SVHN dataset. The average and std values of the five fold cross validation are reported.

C. Performance Comparison

1) *CIFAR-10*: To demonstrate the superiority of ICL-SSL, we conduct performance comparison experiments for our proposed ICL-SSL and 4 baselines, including Mean-Teacher [14], MixMatch [15], FixMath [16] and CoMatch [18]. For CIFAR-10 dataset, we evaluate the accuracy of above methods with a varying number of labeled data from 20 to 40. The results are reported in TableIV. We create 5 runs for each number of labeled points with different random seeds to alleviate the influence of randomness. We can observe that our method ICL-SSL outperforms all other methods by a significant margin, taking the result on only 2 labeled data in each class for example, ICL-SSL could reach an accuracy of 88.73%. For comparison, at 20 labels the second best algorithm (CoMatch [18]) achieves an accuracy 83.43%, which is 5.30% lower than ours. ICL-SSL can achieve higher accuracy by using fewer labels.

2) *SVHN*: We divide SVHN into the labeled dataset and the unlabeled dataset. We evaluate the performance of FixMatch and ICL-SSL with different quantity of labels from 250 to 1000. The results can be seen in TableV. With different random seeds, we evaluate the models on 5 runs for each number of labeled data. We can find that ICL-SSL still outperforms FixMatch (the best model in existence) on SVHN with 250-1000 labeled data.

Through the above experiments, our method all outperforms the existing methods in the case of few labels. The reason is that all of them use data augmentation to generate positive sample pairs, easily leading to incorrect regularization. Different from them, our ICL-SSL aims to improve the discriminative capability from two aspects. Firstly, we proposed an interpolation-based method to construct more reliable positive sample pairs, thus alleviate the incorrect regularization. Additionally, we design a contrastive loss to guide the embedding to change linearly in samples, which could enlarge the margin decision boundaries. Therefore, we proposed ICL-SSL could improve the discriminative capability of the network and achieves the top-level performance on CIFRA-10 and SVHN dataset.

Method	40 labels		250 labels		500 labels		1000 labels	
	B	B+O	B	B+O	B	B+O	B	B+O
MixMatch	57.86	61.88	86.06	86.50	87.00	89.14	90.46	91.56
VAT	20.00	23.00	34.00	41.00	47.00	48.00	61.00	66.00
Mean-Teacher	24.86	26.24	42.88	45.58	53.40	54.90	66.98	68.48

Table VI: Applying the interpolation positive sample pair construction mechanism to other state-of-the-art semi-supervised learning algorithms, including MixMatch [15], VAT [31] and Mean-teacher [14], on the CIFAR-10 dataset. The blue values represent the results enhanced by our positive sample pair construction mechanism, and black values are the results of the original model. 'B' and 'B+O' represent the baseline and the baseline with our method, respectively.

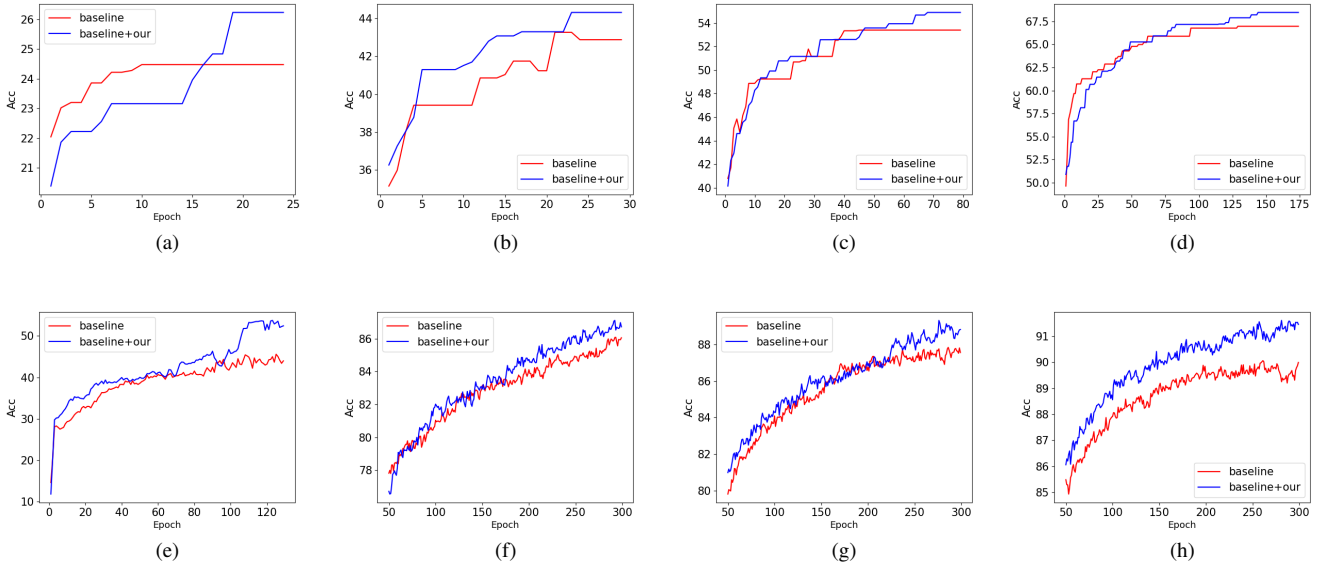


Figure 6: Performance variation when the number of labeled data changes from 40 to 1000 on the CIFAR-10 dataset. (a) - (d) are the classification accuracy of Mean-Teacher [14] and (e) - (h) are the results of MixMatch [15]. The blue curve denotes the accuracy enhanced by our positive sample pair construction mechanism, and the red curve represents the accuracy of the original model.

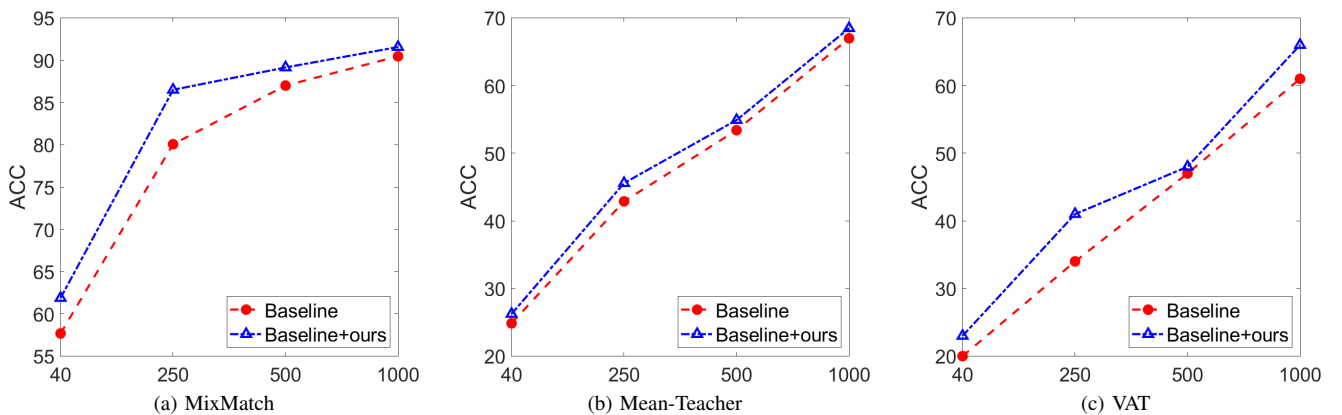


Figure 7: Performance comparison of different state-of-the-art methods on CIFAR-10 dataset with a varying number of labeled data. The blue curve denotes the accuracy enhanced by our positive sample pair construction mechanism, and red curve represents the accuracy of the original model, respectively.

Ablation	20 labels
Ours($\alpha=0.5$)	88.73
without contrast loss	72.63
without the interpolation method	56.91
contrastive loss weight ($\alpha=0.4$)	86.21

Table VII: Ablation comparisons of ICL-SSL mechanism. The results are reported with 20 labels on CIFAR-10 dataset.

D. Ablation Study

In this section, we implement extensive ablation study to examine the effect of different components in ICL-SSL. Due to the number of experiments in our ablation study, we perform the study with 20 labels split from CIFAR-10. The parameter settings are kept the same except for the explored part, and the results are shown in Table VII.

Effective of contrastive loss

To further investigate the superiority of the proposed contrastive loss, we experimentally compare our method. Here, we denote the FixMatch [16] as the baseline. With the experimental results, in the case of few labels, the model performance achieves better performance than that of baseline. Taking the result on CIFAR-10 for example, the accuracy exceeds the baseline by 16.1% performance increment. From the empirical analysis, it benefits from the contrastive loss to guide the embedding of the network to change linearly between samples to improve the discriminative capability of the network.

Effective of interpolation-based positive samples construction method.

Then, We verify the effectiveness of the interpolation-based positive samples construction method. As shown in Table VII, we can see that the accuracy would decrease from 88.73% to 56.91%, which demonstrates the effectiveness of the interpolation-based positive samples construction method.

Hyper-parameter Analysis of α

Further, we investigate the effect of hyper-parameters α . We observe that when the weight parameter α decreases, the accuracy generally maintains it up to slight variation, indicating that our ICL-SSL is insensitive to the variation of the hyper-parameter α .

E. Transferring to other model

We further prove the generality of the proposed method by improving the performance of the existing state-of-the-art algorithms considerably with our proposed strategy.

In order to further explore the generalization of the ICL-SSL proposed by us, we implement our method into other semi-supervised learning models (MixMatch [15], VAT [31], Mean-Teacher [14]). The dataset used in the experiment is CIFAR-10. Experiments are carried out on the number of labeled data from 40, 250, 500 and 1000. Here, we denote the baseline and the baseline with our method ICL-SSL as B and B+O, respectively.

We transfer ICL-SSL to other semi-supervised models. Parameter settings are consistent, and the number of training rounds is 300 epochs with an NVIDIA 1080Ti GPU on

PyTorch platform. From the Figure7, it can be found that in other SSL methods, the model performance is improved to varying degrees with our method. Besides, we can observe that in MixMatch [15] the performance of the model improves from 57.88% to 61.88% in the case of 40 labeled data, and the classification accuracy increases from 87.00% to 89.14% when 500 labeled data is given in CIFAR-10 dataset as shown in Table VI. In the case of VAT [31] with 250 labels, the model performance is improved by 7.0%. The experiment results show that ICL-SSL can improve the model performance in other semi-supervised models. Moreover, in Figure6, we further show that other state-of-the-art methods could obtain higher accurate with our proposed strategy.

V. CONCLUSION

In this work, we analyze the reasons why the semi-supervised model performance is limited with few labeled data, e.g., 2 to 3 labels. We observe that the construction of positive samples in consistency regularization seriously affects the performance of semi-supervised models. A common assumption of consistency regularization is that the classifier should output the same class probability for an unlabeled sample even it is augmented. However, there is no guarantee that the samples will remain semantically similar after some data augmentation, which will cause drifting of semantic information and further affect model performance. The problem can be alleviated when enough supervision is provided. However, in the case of few labeled data, the performance of such methods decreases drastically due to the drifting of semantic information. Therefore, a high-quality positive sample pair is a guarantee of SSL model performance in the case of few labels.

To solve the problem of semantic information drifting caused by data augmentation-based positive sample pair construction, we propose a novel SSL method as Interpolation Contrastive Learning Semi-Supervised Learning (ICL-SSL). Specially, we propose an interpolation-based method to construct more reliable positive sample pairs. Besides, the designed contrastive loss will guide the embeddings changing linearly between samples and thus get a larger margin decision boundary. With the use of this mechanism, the discriminative capability of the network can be improved in the circumstance of few labels semi-supervised learning.

Compared with other SSL methods, ICL-SSL can achieve 88.73% accuracy with only 2 labeled data per class in CIFAR-10 dataset and is 5.30% higher than the state-of-the-art method, Comatch [18]. We further verified the generality of the proposed method by improving the performance of the existing state-of-the-art algorithms considerably with our proposed strategy. In the future, we will try to extend ICL-SSL to apply to more challenging applications.

REFERENCES

- [1] O. Russakovsky, J. Deng, H. Su, J. Krause, S. Satheesh, S. Ma, Z. Huang, A. Karpathy, A. Khosla, M. Bernstein *et al.*, "Imagenet large scale visual recognition challenge," *International journal of computer vision*, vol. 115, no. 3, pp. 211–252, 2015.

- [2] A. Kh, A. Yz, X. Xin, A. Sz, and L. Li, "Robust semi-supervised classification based on data augmented online elms with deep features," *Knowledge-Based Systems*, 2021.
- [3] T.-Y. Lin, M. Maire, S. Belongie, J. Hays, P. Perona, D. Ramanan, P. Dollár, and C. L. Zitnick, "Microsoft coco: Common objects in context," in *European conference on computer vision*. Springer, 2014, pp. 740–755.
- [4] M. Everingham, S. A. Eslami, L. Van Gool, C. K. Williams, J. Winn, and A. Zisserman, "The pascal visual object classes challenge: A retrospective," *International journal of computer vision*, vol. 111, no. 1, pp. 98–136, 2015.
- [5] S. Zhou, D. Nie, E. Adeli, J. Yin, and D. Shen, "High-resolution encoder-decoder networks for low-contrast medical image segmentation," *IEEE Transactions on Image Processing*, vol. PP, no. 99, pp. 1–1, 2019.
- [6] D. Mahajan, R. Girshick, V. Ramanathan, K. He, M. Paluri, Y. Li, A. Bharambe, and L. Van Der Maaten, "Exploring the limits of weakly supervised pretraining," in *Proceedings of the European conference on computer vision (ECCV)*, 2018, pp. 181–196.
- [7] J. Hestness, S. Narang, N. Ardalani, G. Diamos, H. Jun, H. Kianinejad, M. Patwary, M. Ali, Y. Yang, and Y. Zhou, "Deep learning scaling is predictable, empirically," *arXiv preprint arXiv:1712.00409*, 2017.
- [8] R. Jozefowicz, O. Vinyals, M. Schuster, N. Shazeer, and Y. Wu, "Exploring the limits of language modeling," *arXiv preprint arXiv:1602.02410*, 2016.
- [9] Q. Xie, M.-T. Luong, E. Hovy, and Q. V. Le, "Self-training with noisy student improves imagenet classification," in *Proceedings of the IEEE/CVF Conference on Computer Vision and Pattern Recognition*, 2020, pp. 10687–10698.
- [10] A. Radford, J. Wu, R. Child, D. Luan, D. Amodei, I. Sutskever *et al.*, "Language models are unsupervised multitask learners," *OpenAI blog*, vol. 1, no. 8, p. 9, 2019.
- [11] R. Jozefowicz, O. Vinyals, M. Schuster, N. Shazeer, and Y. Wu, "Exploring the limits of language modeling," *arXiv preprint arXiv:1602.02410*, 2016.
- [12] M. Sajjadi, M. Javanmardi, and T. Tasdizen, "Regularization with stochastic transformations and perturbations for deep semi-supervised learning," *Advances in neural information processing systems*, vol. 29, pp. 1163–1171, 2016.
- [13] S. Laine and T. Aila, "Temporal ensembling for semi-supervised learning," *arXiv preprint arXiv:1610.02242*, 2016.
- [14] A. Tarvainen and H. Valpola, "Mean teachers are better role models: Weight-averaged consistency targets improve semi-supervised deep learning results," *arXiv preprint arXiv:1703.01780*, 2017.
- [15] D. Berthelot, N. Carlini, I. Goodfellow, N. Papernot, A. Oliver, and C. Raffel, "Mixmatch: A holistic approach to semi-supervised learning," *arXiv preprint arXiv:1905.02249*, 2019.
- [16] K. Sohn, D. Berthelot, C.-L. Li, Z. Zhang, N. Carlini, E. D. Cubuk, A. Kurakin, H. Zhang, and C. Raffel, "Fixmatch: Simplifying semi-supervised learning with consistency and confidence," *arXiv preprint arXiv:2001.07685*, 2020.
- [17] D. Berthelot, N. Carlini, E. D. Cubuk, A. Kurakin, K. Sohn, H. Zhang, and C. Raffel, "Remixmatch: Semi-supervised learning with distribution alignment and augmentation anchoring," *arXiv preprint arXiv:1911.09785*, 2019.
- [18] J. Li, C. Xiong, and S. C. Hoi, "Comatch: Semi-supervised learning with contrastive graph regularization," in *Proceedings of the IEEE/CVF International Conference on Computer Vision*, 2021, pp. 9475–9484.
- [19] H. Zhang, M. Cisse, Y. N. Dauphin, and D. Lopez-Paz, "mixup: Beyond empirical risk minimization," *arXiv preprint arXiv:1710.09412*, 2017.
- [20] V. Verma, K. Kawaguchi, A. Lamb, J. Kannala, Y. Bengio, and D. Lopez-Paz, "Interpolation consistency training for semi-supervised learning," *arXiv preprint arXiv:1903.03825*, 2019.
- [21] T. Chen, S. Kornblith, M. Norouzi, and G. Hinton, "A simple framework for contrastive learning of visual representations," in *International conference on machine learning*. PMLR, 2020, pp. 1597–1607.
- [22] K. He, H. Fan, Y. Wu, S. Xie, and R. Girshick, "Momentum contrast for unsupervised visual representation learning," in *Proceedings of the IEEE/CVF Conference on Computer Vision and Pattern Recognition*, 2020, pp. 9729–9738.
- [23] J. Zbontar, L. Jing, I. Misra, Y. LeCun, and S. Deny, "Barlow twins: Self-supervised learning via redundancy reduction," *arXiv preprint arXiv:2103.03230*, 2021.
- [24] X. Chen and K. He, "Exploring simple siamese representation learning," in *Proceedings of the IEEE/CVF Conference on Computer Vision and Pattern Recognition*, 2021, pp. 15750–15758.
- [25] Z. Wu, Y. Xiong, S. X. Yu, and D. Lin, "Unsupervised feature learning via non-parametric instance discrimination," in *Proceedings of the IEEE conference on computer vision and pattern recognition*, 2018, pp. 3733–3742.
- [26] A. v. d. Oord, Y. Li, and O. Vinyals, "Representation learning with contrastive predictive coding," *arXiv preprint arXiv:1807.03748*, 2018.
- [27] T. Chen, S. Kornblith, K. Swersky, M. Norouzi, and G. Hinton, "Big self-supervised models are strong semi-supervised learners," *arXiv preprint arXiv:2006.10029*, 2020.
- [28] P. Chen, T. Ma, X. Qin, W. Xu, and S. Zhou, "Data-efficient semi-supervised learning by reliable edge mining," in *Proceedings of the IEEE/CVF Conference on Computer Vision and Pattern Recognition*, 2020, pp. 9192–9201.
- [29] Y. Liu, W. Tu, S. Zhou, X. Liu, L. Song, X. Yang, and E. Zhu, "Deep graph clustering via dual correlation reduction," in *Proc. of AAAI*, 2022.
- [30] M. Sajjadi, M. Javanmardi, and T. Tasdizen, "Regularization with stochastic transformations and perturbations for deep semi-supervised learning," *Advances in neural information processing systems*, vol. 29, pp. 1163–1171, 2016.
- [31] T. Miyato, S.-i. Maeda, M. Koyama, and S. Ishii, "Virtual adversarial training: a regularization method for supervised and semi-supervised learning," *IEEE transactions on pattern analysis and machine intelligence*, vol. 41, no. 8, pp. 1979–1993, 2018.
- [32] Q. Xie, Z. Dai, E. Hovy, M.-T. Luong, and Q. V. Le, "Unsupervised data augmentation for consistency training," *arXiv preprint arXiv:1904.12848*, 2019.
- [33] T. Lucas, C. Tallec, Y. Ollivier, and J. Verbeek, "Mixed batches and symmetric discriminators for gan training," in *International Conference on Machine Learning*. PMLR, 2018, pp. 2844–2853.
- [34] D. Hendrycks, N. Mu, E. D. Cubuk, B. Zoph, J. Gilmer, and B. Lakshminarayanan, "Augmix: A simple data processing method to improve robustness and uncertainty," *arXiv preprint arXiv:1912.02781*, 2019.
- [35] H. Guo, "Nonlinear mixup: Out-of-manifold data augmentation for text classification," in *Proceedings of the AAAI Conference on Artificial Intelligence*, vol. 34, no. 04, 2020, pp. 4044–4051.
- [36] H. Guo, Y. Mao, and R. Zhang, "Augmenting data with mixup for sentence classification: An empirical study," *arXiv preprint arXiv:1905.08941*, 2019.
- [37] Y. Tokozume, Y. Ushiku, and T. Harada, "Between-class learning for image classification," in *Proceedings of the IEEE Conference on Computer Vision and Pattern Recognition*, 2018, pp. 5486–5494.
- [38] D. Berthelot, C. Raffel, A. Roy, and I. Goodfellow, "Understanding and improving interpolation in autoencoders via an adversarial regularizer," *arXiv preprint arXiv:1807.07543*, 2018.
- [39] A. Oliver, A. Odena, C. Raffel, E. D. Cubuk, and I. J. Goodfellow, "Realistic evaluation of deep semi-supervised learning algorithms," *arXiv preprint arXiv:1804.09170*, 2018.