

M2I: From Factored Marginal Trajectory Prediction to Interactive Prediction

Qiao Sun^{*†} Xin Huang^{*‡} Junru Gu[†] Brian Williams[†] Hang Zhao[†]

Abstract

Predicting future motions of road participants is an important task for driving autonomously in urban scenes. Existing models excel at predicting marginal trajectories for single agents, yet it remains an open question to jointly predict scene compliant trajectories over multiple agents. The challenge is due to exponentially increasing prediction space as a function of the number of agents. In this work, we exploit the underlying relations between interacting agents and decouple the joint prediction problem into marginal prediction problems. Our proposed approach M2I first classifies interacting agents as pairs of influencers and reactors, and then leverages a marginal prediction model and a conditional prediction model to predict trajectories for the influencers and reactors, respectively. The predictions from interacting agents are combined and selected according to their joint likelihoods. Experiments show that our simple but effective approach achieves state-of-the-art performance on the Waymo Open Motion Dataset interactive prediction benchmark.

1. Introduction

Trajectory prediction is widely used by intelligent driving systems to infer future motions of nearby agents and identify risky scenarios to enable safe driving. Recent advances have shown great success in predicting accurate trajectories by learning from real-world driving examples. Many existing trajectory prediction works [5, 12, 15, 23, 25, 34] focus on generating marginal prediction samples of future trajectories over individual agents, failing to reason about their interactions in the future. As a result, the prediction samples over multiple agents may overlap with each other and result in sub-optimal performance.

We present a motivating example in Fig. 1, in which a marginal predictor produces a set of prediction samples separately for two interacting agents, as visualized in the top left figure. While the predictions for each agent are reasonable without considering the presence of the other, some

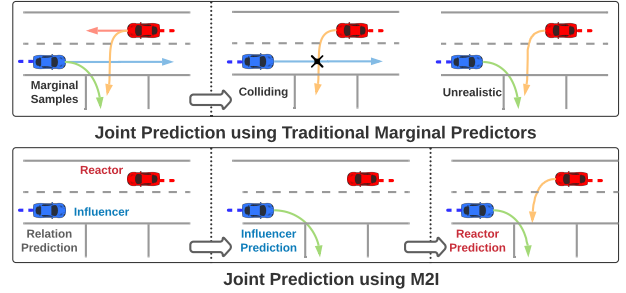


Figure 1. A motivating example of M2I. Top: Traditional marginal predictor often produces *scene inconsistent* trajectory predictions that collide with each other. Even for non-colliding predictions, it ignores the potential interaction between agent futures and may predict unrealistic behaviors. Bottom: Our proposed approach M2I predicts scene compliant trajectories by first identifying an influencer reactor pair in the scene. It then predicts marginal trajectories for the influencer and reactive trajectories for the reactor.

trajectory pair will collide when considering them jointly. For instance, it is unlikely that the red agent turns left while the blue agent goes forward, as indicated in the top middle example in Fig. 1. Therefore, it is necessary to predict scene compliant trajectories with the existence of multiple agents to support better prediction accuracy.

To generate scene compliant trajectories, one can learn a joint predictor to predict trajectories in a joint space over multiple agents; however, it suffers from an exponentially increasing prediction space as the number of agents increases. Taking the popular goal-conditioned model [15] as an example, while it is feasible to predict a set of goals for a single agent, the goal space increases exponentially with the number of agents and becomes unmanageable for even two agents with a few hundred goal candidates for each agent. A more computationally efficient alternative to producing scene compliant trajectories is to post-process marginal prediction samples by pruning colliding ones; however, such an ad-hoc approach fails to take into account potential agent interactions in the future and may ignore other conflicts which are hard to prune by heuristics. For instance, although the prediction sample in the top right figure in Fig. 1 is collision-free, the red agent may slow down when turning left to keep a safe distance from the blue agent. Such

^{*}Denotes equal contribution.

[†]IIS, Tsinghua University alan.qiao.sun@gmail.com

[‡]CSAIL, MIT xhuang@csail.mit.edu

an interactive behavior is hard to be captured by a marginal predictor as it is unaware of the future behavior of the other agents in the scene.

In this paper, we propose M2I that leverages marginal and conditional trajectory predictors to efficiently predict scene compliant multi-agent trajectories, by approximating the joint distribution as a product of a marginal distribution and a conditional distribution. The factorization assumes two types of agents: the *influencer* that behaves independently without considering the other agents, and the *reactor* that reacts to the behavior of the influencer. This assumption is inspired by the recent study on the underlying correlations between interactive agent trajectories [35]. Under the assumption, we leverage a standard marginal predictor to generate prediction samples for the influencer, and a conditional predictor to roll out future trajectories for the reactor conditioned on the future trajectory of the influencer. The advantage of our proposed approach M2I is illustrated in the bottom figures in Fig. 1, in which we first predict the relations of the interactive agents. Given the relations, we predict the future trajectories of the influencer and then predict reactive behaviors of the reactor conditioned on each influencer prediction. As causality in driving interaction remains an open problem [35], we pre-label the influencer-reactor relation based on a heuristic, and propose a relation predictor to classify interactive relations at inference time.

Our contributions are three-fold. First, we propose a simple but effective framework M2I that leverages marginal and conditional predictors to generate accurate and scene compliant multi-agent trajectories. The framework does not assume a specific predictor structure, allowing it to be adopted by a wide range of backbone prediction models. Second, in order to decouple the prediction space, we propose a relation predictor that helps identify high-level relations among interactive agents. Third, we demonstrate our framework through a goal-conditioned prediction model, and experiments show that it achieves state-of-the-art performance on the Waymo Open Motion Dataset interactive prediction benchmark.

2. Related Work

Trajectory prediction for traffic agents has been studied extensively in recent years. Due to uncertainty in human intent, the future trajectories are probabilistic and multi-modal. To handle the multi-modality problem, [5, 31] propose models that output behavior predictions as Gaussian mixture models (GMMs), in which each mixture component represents a single modality. Instead of parameterizing the prediction distribution, generative models, such as generative adversarial models (GANs) [16, 18, 43] and (conditional) variational autoencoders (VAEs) [23, 26, 31, 40], produce trajectory samples to approximate the distribution space. These generative models suffer from sample ineffi-

ciency and require many samples to cover diverse driving scenarios [18].

More recently, a family of models are proposed to improve prediction accuracy and coverage by first predicting high-level intentions, such as goal targets [11, 13, 15, 26, 30, 42], lanes to follow [20, 33], and maneuver actions [8, 9], before predicting low-level trajectories conditioning on each intention. Such models demonstrate great success in predicting accurate trajectories for single agents in popular trajectory prediction benchmarks, such as Argoverse [6] and Waymo Open Motion Dataset [10]. While our proposed approach M2I can use an arbitrary prediction model, we choose to adopt an anchor-free goal-based predictor [15] because of its outstanding performance.

In the rest of the section, we introduce the literature closely related to our approach, on interactive trajectory prediction and conditional trajectory prediction.

2.1. Interactive Trajectory Prediction

Predicting scene compliant trajectories for multiple agents remains an open question due to its computational complexity. Early work leverages hand-crafted interaction models, such as social forces [17] and energy functions [39]. These hand-crafted functions require manual tuning and have difficulties modeling highly complicated and nonlinear interactions. In contrast, learning-based methods achieve better accuracy by learning interactions from realistic driving data: [2, 16] utilize social pooling mechanisms to capture social influences from neighbor agents to predict interactive pedestrian trajectories in crowded scenes; [3, 4, 31] build a graph neural network (GNN) to learn the agent-to-agent pairwise interactions; [24, 28, 29, 34] leverage attention and transformer mechanisms to learn multi-agent interaction behaviors. In this work, we focus on predicting scene compliant trajectories through marginal models to afford better computational efficiency.

Existing marginal prediction work produces scene compliant trajectories by leveraging an auxiliary collision loss [24] or a critic based on an inverse reinforcement learning framework [36] to discourage colliding trajectories. On the other hand, we focus on identifying agent relations explicitly as influencers and reactors in a scene to generate scene compliant predictions. Our work is relevant to [21, 22] that predicts interacting types before predicting scene consistent trajectories, but we further exploit the structure of the decoupled relations and the influence of low-level influencer trajectories as opposed to only using the high-level labels as the input to the trajectory predictor.

2.2. Conditional Trajectory Prediction

Conditional prediction approaches study the correlations between future agent trajectories, by predicting trajectories conditioned on the future trajectory of another

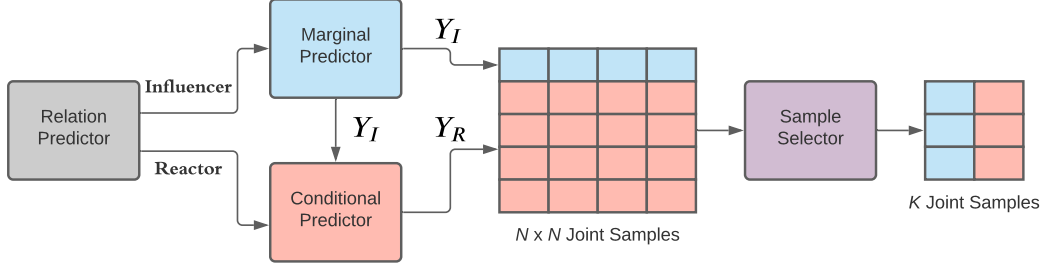


Figure 2. Overview of M2I. The *relation predictor* predicts influencer-reactor relations for interacting agents. The *marginal predictor* generates marginal predictions for the influencer. The *conditional predictor* generates predictions for the reactor, conditioned on each influencer trajectory. The *sample selector* chooses a subset of representative joint samples as output.

agent [19, 31, 35]. These approaches often rely on the future trajectory of the autonomous vehicle or a robot whose future plan is known to the predictor. Our work goes beyond by conditioning on the future trajectory of another agent to be predicted. Despite the prediction errors of the conditioned agent, we show that our model is able to outperform marginal predictors that do not account for the interactive correlations.

3. Approach

In this section, we introduce a formal problem formulation and an overview of M2I, followed by detailed explanations of each model used in the approach.

3.1. Problem Formulation

Given observed states $X = (M, S)$, including the map states M and the observed states S of all agents in a scene, the goal is to predict the future states of the interacting agents Y up to a finite horizon T . We assume the interacting agents are pre-labeled in a given scene, which is available in common interactive prediction datasets such as [10, 41]. As the distribution over Y is a joint distribution over multiple agents, we approximate it as the factorization over a marginal distribution and a conditional distribution:

$$P(Y|X) = P(Y_I, Y_R|X) \approx P(Y_I|X)P(Y_R|X, Y_I). \quad (1)$$

The factorization in Eq. (1) first assigns the interacting agents as the influencer Y_I and the reactor Y_R , and decouples the joint distribution as the marginal distribution over the influencer and the conditional distribution over the reactor. This factorization allows us to reduce the complexity of learning a joint distribution to learning smaller distributions. In the case where two agents are not interacting, the factorization can be simplified as two marginal distributions:

$$P(Y|X) \approx P(Y_I|X)P(Y_R|X), \quad (2)$$

where there is no conditional dependence between the agents. Such independence is presumed by many marginal

prediction models that predict the marginal distribution without considering other agents in the scene.

We focus on two interactive agents in this paper and aim to tackle the pairwise interactive trajectory prediction problem proposed by [10]. For scenarios involving more than two interactive agents, our approach can be modified by predicting the relations over extra agents and chaining multiple marginal and conditional distributions together.

3.2. Model Overview

Our proposed approach M2I is summarized in Fig. 2. It includes a *relation predictor* to predict the influencer and the reactor in a scene, a *marginal predictor* to predict future trajectories of the influencer, and a *conditional predictor* to predict future trajectories of the reactor conditioned on the future trajectory of the influencer, and a *sample selector* to select a set of representative joint prediction samples. Although M2I includes three different learned models, all of them share the same *encoder-decoder* structure and adopt the same *context encoder* to learn context information, as illustrated in Fig. 3. The conditional predictor takes an augmented scene context input that includes the influencer future trajectory to learn reactive behaviors for the reactor. In the rest of the section, we introduce each model with more details.

3.3. Relation Predictor

We propose a relation predictor to classify whether an interacting agent is an influencer or a reactor, based on the pass yield relation between two agents. Similar to [21], we assume three types of relations: *pass*, *yield*, and *none*, and determine the relation using the following heuristics. Given two agent future trajectories y_1 and y_2 with T steps, we first compute the closest spatial distance between two agents to determine whether a pass yield relation exists.

$$d_I = \min_{\tau_1=1}^T \min_{\tau_2=1}^T \|y_1^{\tau_1} - y_2^{\tau_2}\|_2. \quad (3)$$

If $d_I > \epsilon_d$, which is a dynamic threshold depending on the agent size, the agents never get too close to each other

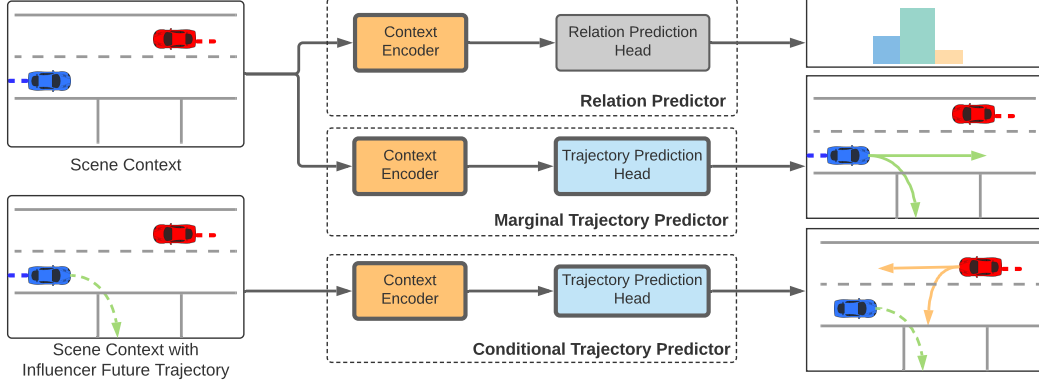


Figure 3. M2I includes three models that share the same context encoder. The relation predictor includes a relation prediction head to predict distribution over relation types. The marginal predictor adopts a trajectory prediction head to produce multi-modal prediction samples. The conditional trajectory predictor takes an augmented scene context input, including influencer future trajectory

and thus we label the relation type as none. Otherwise, we obtain the time step from each agent at which they reach the closest spatial distance, such that:

$$t_1 = \arg \min_{\tau_1=1}^T \min_{\tau_2=1}^T \|y_1^{\tau_1} - y_2^{\tau_2}\|_2. \quad (4)$$

$$t_2 = \arg \min_{\tau_2=1}^T \min_{\tau_1=1}^T \|y_1^{\tau_1} - y_2^{\tau_2}\|_2. \quad (5)$$

When $t_1 > t_2$, we define that agent 1 yields to agent 2, as it takes longer for agent 1 to reach the interaction point. Otherwise, we define that agent 1 passes agent 2.

After labelling the training data with three interaction types, we propose an encoder-decoder based model to classify an input scenario into a distribution over these types. As shown in Fig. 3, the relation predictor model consists of a context encoder that extracts the context information, including the observed states of the interacting agents and nearby agents and map coordinates, into a hidden vector, as well as a relation prediction head that outputs the probability over each relation type. There is a rich set of literature on learning context information from a traffic scene, such as [7, 12, 14, 25]. Our model could utilize any existing context encoder thanks to its modularized design, and we defer a detailed explanation of our choice in Sec. 4. The relation prediction head consists of one layer of multi-layer perceptron (MLP) followed by a fully connected layer to output the probability logits over each relation.

The loss to train the relation predictor is defined as:

$$\mathcal{L}_{\text{relation}} = \mathcal{L}_{ce}(R, \hat{R}), \quad (6)$$

where \mathcal{L}_{ce} is the cross entropy loss, R is the predicted relation distribution, and \hat{R} is the ground truth relation labeled from data.

Given the predicted relation, we can assign each agent as an influencer or a reactor. If the relation is none, both agents are influencer, such that their future behaviors are independent of each other. If the relation is agent 1 yielding

to agent 2, we assign agent 1 as the reactor and agent 2 as the influencer. If the relation is agent 1 passing agent 2, we flip the influencer and reactor labels.

3.4. Marginal Trajectory Predictor

We propose a marginal trajectory predictor for the influencer based on an encoder-decoder structure, as shown in Fig. 3, which is widely adopted in the trajectory prediction literature [10, 14, 42]. The predictor utilizes the same context encoder as in Sec. 3.3, and generates a set of prediction samples associated with confidence scores using a trajectory prediction head. Although our approach can take an arbitrary prediction head, we focus on an anchor-free goal-based prediction head because of its outstanding performance in trajectory prediction benchmarks, and defer a detailed explanation in Sec. 4.

3.5. Conditional Trajectory Predictor

The conditional trajectory predictor is similar to the marginal predictor, except that it takes an augmented scene context that includes the future trajectory of the influencer, as shown in Fig. 3. This allows the features of the influencer future trajectory to be extracted and learned in the same way as other context features. The encoded scene feature is used by the trajectory prediction head, which shares the same model as in the marginal predictor, to produce multi-modal prediction samples.

3.6. Sample Selector

Given the predicted relations of the influencer and the reactor, we predict N samples with confidence scores (or probabilities) for the influencer using the marginal predictor, and for each influencer sample, we predict N samples for the reactor using the conditional predictor. The number of joint samples is thus N^2 , and the probability of each joint sample is a product of the marginal probability and

the conditional probability. We further reduce the size of the joint samples to K as evaluating each prediction sample for downstream tasks such as risk assessment can be expensive [37]. In M2I, we select the K samples from N^2 candidates with the highest likelihoods.

3.7. Inference

At inference time, we generate the joint predictions following the procedure illustrated in Fig. 2. First, we call the relation predictor and choose the interaction relation with the highest probability. Second, for the predicted influencer, we generate N trajectory samples using the marginal predictor. Third, for each influencer sample, we generate N samples for the predicted reactor using the conditional predictor. Fourth, we use the sample selector to select K representative samples from N^2 candidates. In the case where the predicted relation is none, we use the marginal predictor for both agents to obtain N^2 trajectory pairs, and follow the same sample selection step.

4. Experiments

In this section, we introduce the experimental setup, including the dataset benchmark and details of the model, followed by a series of experiments to demonstrate the effectiveness of M2I.

4.1. Dataset

We train and validate M2I in the Waymo Open Motion Dataset (WOMD), a large-scale driving dataset collected from realistic traffic scenarios. We focus on the interactive prediction task to predict the joint future trajectories of two interacting agents for the next 8 seconds, given the observations, including 1.1 seconds of agent states and the map state. The dataset includes 204,166 scenarios in the training set and 43,479 examples in the validation set. During training, we pre-label the interaction type of the interacting agents based on the heuristic defined in Sec. 3.3.

4.2. Metrics

We follow the WOMD benchmark by using the following metrics.

minADE measures the average displacement error between the ground truth future joint trajectory and the closest predicted sample out of $K = 6$ joint samples. This metric is widely adopted since [16] to measure the prediction error against a multi-modal distribution.

minFDE measures the final displacement error between the ground truth end positions in the joint trajectory and the closest predicted end positions from K joint samples.

Miss rate (MR) measures the percentage of none of the K joint prediction samples are within a given lateral and longitudinal threshold of the ground truth trajectory. The

threshold depends on the initial velocity of the predicted agents. More details are described in [10].

Overlap rate (OR) measures the percentage of the predicted trajectory of any agent overlapping with the predicted trajectories of other agents. This metric only considers the most likely joint prediction sample. A lower overlap rate indicates the predictions are more scene compliant. In this paper, we slightly modify the metric definition compared to the original version of WOMD, which considers overlapping with other objects in a scene, so that we can measure directly the overlapping between predicted agents.

Mean average precision (mAP) measures the area under the precision-recall curve of the prediction samples given their confidence scores. Compared to minADE/minFDE metrics that are only measured against the best sample regardless of its score, mAP measures the quality of confidence score and penalizes false positive predictions [10]. It is the *official* ranking metric used by WOMD benchmark and we refer to [10] for the implementation.

4.3. Model Details

We present the detailed implementation of our model and training procedure in the following sections¹.

4.3.1 Context Encoder

The context encoder leverages both vectorized and rasterized representations to encode traffic context. Vectorized representation takes the traffic context, including observed agent states and map states, as vectors. It is efficient at covering a large spatial space. Rasterized representation draws traffic context on a single image with multiple channels and excels at capturing geometrical information. Both representations have achieved top performance in trajectory prediction benchmarks such as Argoverse and WOMD [6, 10, 12, 14, 15].

In this work, we use the best of both worlds. First, we leverage a vector encoder based on VectorNet [12] that takes observed agent trajectories and lane segments in the map as a set of polylines. Each polyline includes a set of vectors that connect neighboring points together. For each polyline, the vector encoder runs an MLP to encode the feature of vectors within the polyline and a graph neural network followed by a max-pooling layer to extract the feature of all the vectors. The polyline features, including agent polyline features and map polyline features, are processed by cross attention to obtain the final agent feature that includes information of the map and nearby agents. We refer to [12] for a detailed model implementation.

In addition to encoding the vectorized feature, we utilize a second encoder to learn features from a rasterized representation. Following [14], We first rasterize the input states

¹The source code and project website will be available soon.

into an image with 60 channels, including the position of the agents at each past time frame with the map information. The size of the image is 224×224 and each pixel represents an area of $1\text{m} \times 1\text{m}$. We run a pre-trained VGG16 [32] model as the encoder to obtain the rasterized feature. The output of the context encoder is a concatenation of the vectorized feature and the rasterized feature.

Conditional Context Encoder The context encoder in the conditional trajectory predictor processes the additional influencer future trajectory in the following ways. First, the future trajectory is added to the vectorized representation as an extra vector and run through VectorNet. In parallel, we create extra 80 channels on the rasterized representation and draw the (x, y) positions over the future 80 time frames. We run the pre-trained VGG16 model to encode the augmented image, and combine the output feature with the vectorized feature as the final output.

4.3.2 Relation Prediction Head

The relation prediction head has one layer of MLP with one fully connected layer for classification. The MLP has a hidden size of 128, followed by a layer normalization layer and a ReLU activation layer. The fully connected layer outputs the logits over three types of relations, as described in Sec. 3.3.

4.3.3 Trajectory Prediction Head

The trajectory prediction head adopts DenseTNT [15] to generate multi-modal future predictions for its outstanding performance in the marginal prediction benchmarks. It first predicts the distribution of the agent goals as a heatmap, through a lane scoring module that identifies likely lanes to follow, a feature encoding module that uses the attention mechanism to extract features between goals and lanes, and a probability estimation module that predicts the likelihood of goals. Next, the prediction head regresses the full trajectory over the prediction horizon conditioned on the goal. The prediction head can be combined with the context encoder and trained end-to-end.

4.3.4 Training Details

At training time, we train each model separately. Each model is trained on the training set from WOMD with a batch size of 64 for 30 epochs. We leverage an Adam optimizer and a learning rate scheduler that decays the learning rate by 30% every 5 epochs, with an initial value of $1\text{e-}3$. The hidden size in the model is 128, if not specified.

When training the conditional predictor, we use the teacher forcing technique by providing the ground truth future trajectory of the influencer agent.

4.4. Quantitative Results

In Tab. 1, we compare our model with the following baselines, including the top ranked published models on the WOMD interaction prediction challenge leaderboard [1].

Waymo LSTM Baseline [10] is the official baseline provided by the benchmark. It leverages an LSTM encoder to encode observed agent trajectories, and an MLP-based prediction head to generate multiple samples.

Waymo Full Baseline [10] is an extended version of the Waymo LSTM Baseline, by leveraging a set of auxiliary encoders to encode context information.

SceneTransformer [28] is a transformer-based model that leverages attention to combine features across road graphs and agent interactions both spatially and temporally. The model achieves state-of-the-art performance in the WOMD benchmark in both the marginal prediction task and the interactive prediction task.

HeatIRm4 [27] models the agent interaction as a directed edge feature graph and leverages an attention network to extract interaction features. It was the winner of the 2021 WOMD challenge.

AIR² [38] adopts a marginal anchor-based model using a raster representation. The model generates joint predictions by combining marginal predictions from each agent. It achieved the top performance at the WOMD challenge.

Baseline Marginal is our baseline model that leverages the same marginal predictor as M2I to generate N marginal prediction samples for both agents, without considering their future interactions. When combining the marginal predictions into joint predictions, we take the top K marginal pairs out of N^2 options given their joint probabilities as the product of marginal probabilities. This is a common practice to combine marginal predictions into joint predictions, as in [4, 10].

Baseline Joint is our baseline model that jointly predicts the goals and trajectories for both interacting agents, using the same context encoder and the trajectory prediction head as in M2I. As the joint goal space grows exponentially with the number of agents, we can only afford a small number of goal candidates for each agent. To ease the computational complexity, we leverage a marginal predictor to predict the top 80 goals for each agent and obtain 6400 goal pairs for joint goal and trajectory prediction. As a result, this baseline trade-offs prediction accuracy with computational feasibility by using a reduced set of goals.

4.4.1 Validation Set

We present the results in the interactive validation set in the top half of Tab. 1, where the baseline results are reported as in [10, 28]. Our model M2I outperforms both Waymo baselines in terms of all metrics. Compared to the current state-of-the-art model SceneTransformer, M2I achieves a better

Set	Model	Vehicle (8s)			Pedestrian (8s)			Cyclist (8s)			All (8s)
		mFDE ↓	MR ↓	mAP ↑	mFDE ↓	MR ↓	mAP ↑	mFDE ↓	MR ↓	mAP ↑	mAP ↑
Val.	Waymo LSTM Baseline [10]	-	0.88	0.01	-	0.93	0.02	-	0.98	0.00	0.01
	Waymo Full Baseline [10]	6.07	0.66	0.08	4.20	1.00	0.00	6.46	0.83	0.01	0.03
	SceneTransformer [28]	3.99	0.49	0.11	3.15	0.62	0.06	4.69	0.71	0.04	0.07
	Baseline Marginal	6.26	0.60	0.16	3.59	0.63	0.04	6.47	0.76	0.03	0.07
	Baseline Joint	11.31	0.64	0.14	3.44	0.93	0.01	7.16	0.82	0.01	0.05
	M2I	5.49	0.55	0.18	3.61	0.60	0.06	6.26	0.73	0.04	0.09
Test	Waymo LSTM Baseline [10]	12.40	0.87	0.01	6.85	0.92	0.00	10.84	0.97	0.00	0.00
	HeatIRm4 [27]	7.20	0.80	0.07	4.06	0.80	0.05	6.69	0.85	0.01	0.04
	AIR ² [38]	5.00	0.64	0.10	3.68	0.71	0.04	5.47	0.81	0.04	0.05
	SceneTransformer [28]	4.08	0.50	0.10	3.19	0.62	0.05	4.65	0.70	0.04	0.06
	M2I	5.65	0.57	0.16	3.73	0.60	0.06	6.16	0.74	0.03	0.08

Table 1. Joint metrics on the interactive validation and test set. The best performed metrics are bolded and the grey cells indicate the ranking metric used by the WOMD benchmark. M2I outperforms both Waymo baselines and challenge winners. Compared to the current state-of-the-art model SceneTransformer, it improves the mAP metric by a large margin over vehicles and all agents, demonstrating its advantage in learning a more accurate probability distribution and producing fewer false positive predictions.

mAP, the official ranking metric, over vehicles, and a better miss rate over pedestrians. Although M2I has higher minFDE errors, it has improved the mAP over all agents (the most right column) by a large margin, meaning our model generates a more accurate distribution with its confidence scores and outputs fewer false positive predictions. In addition, as our proposed approach does not assume a specific prediction model, it could leverage SceneTransformer as the context encoder to achieve better minFDE, and we defer it as future work.

Comparing M2I with our own baselines that share the same context encoder and prediction head, we see that it outperforms the marginal predictor, which assumes independence between two agents and a joint predictor, which only affords a small set of goal candidates.

4.4.2 Testing Set

We show the results in the interactive test set in the bottom half of Tab. 1. For a fair comparison, we use the numbers reported on the official benchmark website [1] and only include the published models. Similar to the observations from the validation set, we observe that M2I improves mAP metrics by a large margin, compared to past WOMD interaction prediction challenge winners [27, 38] and the existing state-of-the-art model [28].

4.5. Ablation Study

In this section, we perform ablation studies on the conditional predictor and generalization to other predictors.

4.5.1 Conditional Prediction

We validate the effectiveness of our conditional predictor by comparing its performance against the marginal predic-

Model	minADE ↓	minFDE ↓	MR ↓	mAP ↑
M2I Marginal	1.70	3.45	0.23	0.30
M2I Conditional GT	1.46	2.43	0.12	0.41
M2I Conditional P1	1.75	3.49	0.25	0.26

Table 2. Comparison between the marginal predictor and the conditional predictor over marginal metrics for vehicle reactors at 8s.

tor (*M2I Marginal*) when predicting marginal trajectories for the reactor agents. The results are summarized in Tab. 2. When the conditional predictor takes the ground truth future trajectory of the influencer agent (c.f. *M2I Conditional GT*), it generates predictions for the reactor agent with better performance across all metrics. This validates our hypothesis that there exists a dependence between the influencer trajectory and the reactor trajectory. As the ground truth trajectories are not available at inference time, we present the prediction results when the conditional predictor takes the best predicted influencer trajectory as *M2I Conditional P1*. It is not surprising to see that the performance is inferior to the marginal predictor results, due to errors in influencer prediction. However, as we show in Tab. 1, our model is able to outperform the marginal baseline model by including more than one sample from the influencer and selecting the most likely joint samples.

4.5.2 Generalizing to Other Predictors

We demonstrate that our proposed approach can be extended to other existing predictor models to validate its generalizability. In this experiment, we replace the context encoder with VectorNet [12] and the prediction head with TNT [42], which is an anchor-based goal-conditioned prediction model, and obtain a variant of M2I named *TNT M2I*.

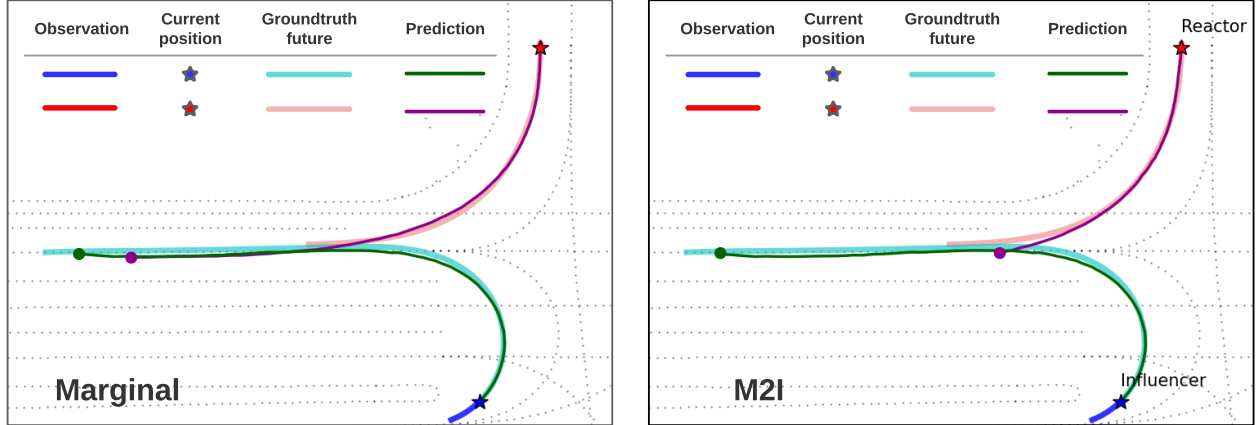


Figure 4. Example prediction using Baseline Marginal (left) and M2I (right). The marginal predictor produces overlapping and inaccurate predictions. M2I successfully identifies the influencer and reactor (the predicted relation type is annotated next to the current position of each agent) in a challenging interactive scene and achieves better prediction accuracy and scene compliance.

Model	minADE ↓	minFDE ↓	OR ↓	mAP ↑
TNT Marginal	3.43	8.72	0.42	0.10
TNT Joint	5.30	14.07	0.34	0.13
TNT M2I	3.38	8.46	0.20	0.14

Table 3. Joint metrics on the interactive validation set for vehicles at 8s. We replace the context encoder and the prediction head in M2I and baselines with a different model. We observe a similar trend in performance improvement, especially over OR and mAP, which validates the generalizability of our proposed approach.

We compare this variant with a marginal predictor baseline (*TNT Marginal*) and a joint predictor baseline (*TNT Joint*) using the same VectorNet and TNT backbones.

The results, summarized in Tab. 3, show that our approach improves all metrics, especially OR and mAP, by a large margin when using a different predictor model. The improvements in OR and mAP indicate that our proposed approach generates scene compliant trajectories and provides an accurate estimation over future trajectory distributions.

4.6. Qualitative Results

We present a challenging interactive scenario² in Fig. 4, and visualize the top prediction from a marginal baseline and M2I. In this scenario, the red agent is yielding to the blue agent who is making a U-turn. The marginal predictor on the left fails to capture the interaction and predicts overlapping trajectories. On the other hand, M2I successfully identifies the underlying interaction relation in the scene. It then predicts an accurate trajectory for the influencer and an

accurate reactor trajectory that reacts to the predicted influencer trajectory. As a result, M2I achieves better prediction accuracy and scene compliance.

5. Conclusion

In conclusion, we propose a simple but effective joint prediction framework M2I through marginal and conditional predictors, by exploiting the factorized relations between interacting agents. M2I uses a modularized encoder-decoder architecture, allowing it to choose from a variety of context encoders and prediction heads. Experiments on the interactive Waymo Open Motion Dataset benchmark show that our framework achieves state-of-the-art performance. In the ablation study, we show the generalization of our framework using a different predictor model.

Limitations We identify the following limitations. First, there exists a gap when comparing our model to the state-of-the-art in terms of the minFDE metric, indicating that our approach still has room for improvement. Thanks to its modularized design, we plan to extend M2I to use Scene-Transformer [28] as the context encoder and fill the gap. Second, the performance of M2I heavily depends on the size of interactive training data, especially when training the relation predictor and the conditional trajectory predictor. Looking at Tab. 1, we see that our approach improves the mAP metrics by a large margin on vehicles because of sufficient vehicle interactions in the training data, but the improvement is more negligible over the other two types due to lack of interactive scenarios involving pedestrians and cyclists. Finally, our current ground truth interaction relations are obtained using a simple one-to-one pairwise heuristic, resulting in noisy supervision labels. We plan to leverage a more robust labelling algorithm as future work.

²More examples can be found in Appendix B.

References

- [1] Waymo open motion dataset interaction prediction. <https://waymo.com/open/challenges/2021/interaction-prediction/>, 2021. [Online; Accessed November 16th 2021]. 6, 7
- [2] Alexandre Alahi, Kratarth Goel, Vignesh Ramanathan, Alexandre Robicquet, Li Fei-Fei, and Silvio Savarese. Social LSTM: Human trajectory prediction in crowded spaces. In *Proceedings of the IEEE conference on computer vision and pattern recognition*, pages 961–971, 2016. 2
- [3] Sergio Casas, Cole Gulino, Renjie Liao, and Raquel Urtasun. SpAGNN: Spatially-aware graph neural networks for relational behavior forecasting from sensor data. In *2020 IEEE International Conference on Robotics and Automation (ICRA)*, pages 9491–9497. IEEE, 2020. 2
- [4] Sergio Casas, Cole Gulino, Simon Suo, Katie Luo, Renjie Liao, and Raquel Urtasun. Implicit latent variable model for scene-consistent motion forecasting. In *Proceedings of the European Conference on Computer Vision (ECCV)*. Springer, 2020. 2, 6
- [5] Yuning Chai, Benjamin Sapp, Mayank Bansal, and Dragomir Anguelov. Multipath: Multiple probabilistic anchor trajectory hypotheses for behavior prediction. In *Conference on Robot Learning (CoRL)*, 2019. 1, 2
- [6] Ming-Fang Chang, John Lambert, Patsorn Sangkloy, Jagjeet Singh, Slawomir Bak, Andrew Hartnett, De Wang, Peter Carr, Simon Lucey, Deva Ramanan, et al. Argoverse: 3d tracking and forecasting with rich maps. In *Proceedings of the IEEE Conference on Computer Vision and Pattern Recognition*, pages 8748–8757, 2019. 2, 5
- [7] Henggang Cui, Vladan Radosavljevic, Fang-Chieh Chou, Tsung-Han Lin, Thi Nguyen, Tzu-Kuo Huang, Jeff Schneider, and Nemanja Djuric. Multimodal trajectory predictions for autonomous driving using deep convolutional networks. In *2019 International Conference on Robotics and Automation (ICRA)*, pages 2090–2096. IEEE, 2019. 4
- [8] Shengzhe Dai, Zhiheng Li, Li Li, Nanning Zheng, and Shuofeng Wang. A flexible and explainable vehicle motion prediction and inference framework combining semi-supervised aog and st-lstm. *IEEE Transactions on Intelligent Transportation Systems*, 2020. 2
- [9] Nachiket Deo and Mohan M Trivedi. Multi-modal trajectory prediction of surrounding vehicles with maneuver based lstms. In *2018 IEEE Intelligent Vehicles Symposium (IV)*, pages 1179–1184. IEEE, 2018. 2
- [10] Scott Ettinger, Shuyang Cheng, Benjamin Caine, Chenxi Liu, Hang Zhao, Sabeek Pradhan, Yuning Chai, Ben Sapp, Charles Qi, Yin Zhou, et al. Large scale interactive motion forecasting for autonomous driving: The waymo open motion dataset. *arXiv preprint arXiv:2104.10133*, 2021. 2, 3, 4, 5, 6, 7
- [11] Liangji Fang, Qinrong Jiang, Jianping Shi, and Bolei Zhou. TPNet: Trajectory proposal network for motion prediction. In *Proceedings of the IEEE/CVF Conference on Computer Vision and Pattern Recognition*, pages 6797–6806, 2020. 2
- [12] Jiyang Gao, Chen Sun, Hang Zhao, Yi Shen, Dragomir Anguelov, Congcong Li, and Cordelia Schmid. VectorNet: Encoding hd maps and agent dynamics from vectorized representation. In *Proceedings of the IEEE/CVF Conference on Computer Vision and Pattern Recognition*, pages 11525–11533, 2020. 1, 4, 5, 7
- [13] Thomas Gilles, Stefano Sabatini, Dzmitry Tsishkou, Bogdan Stanculescu, and Fabien Moutarde. Gohome: Graph-oriented heatmap output for future motion estimation. *arXiv preprint arXiv:2109.01827*, 2021. 2
- [14] Thomas Gilles, Stefano Sabatini, Dzmitry Tsishkou, Bogdan Stanculescu, and Fabien Moutarde. Home: Heatmap output for future motion estimation. *arXiv preprint arXiv:2105.10968*, 2021. 4, 5
- [15] Junru Gu, Chen Sun, and Hang Zhao. Densetnt: End-to-end trajectory prediction from dense goal sets. In *Proceedings of the IEEE/CVF International Conference on Computer Vision*, pages 15303–15312, 2021. 1, 2, 5, 6, 11
- [16] Agrim Gupta, Justin Johnson, Li Fei-Fei, Silvio Savarese, and Alexandre Alahi. Social GAN: Socially acceptable trajectories with generative adversarial networks. In *Proceedings of the IEEE conference on computer vision and pattern recognition*, pages 2255–2264, 2018. 2, 5
- [17] Dirk Helbing and Peter Molnar. Social force model for pedestrian dynamics. *Physical review E*, 51(5):4282, 1995. 2
- [18] Xin Huang, Stephen G McGill, Jonathan A DeCastro, Luke Fletcher, John J Leonard, Brian C Williams, and Guy Rosman. DiversityGAN: Diversity-aware vehicle motion prediction via latent semantic sampling. *IEEE Robotics and Automation Letters*, 5(4):5089–5096, 2020. 2
- [19] Siddhesh Khandelwal, William Qi, Jagjeet Singh, Andrew Hartnett, and Deva Ramanan. What-if motion prediction for autonomous driving. *arXiv preprint arXiv:2008.10587*, 2020. 3
- [20] ByeoungDo Kim, Seong Hyeon Park, Seokhwan Lee, Elbek Khoshimjonov, Dongsuk Kum, Junsoo Kim, Jeong Soo Kim, and Jun Won Choi. LaPred: Lane-aware prediction of multimodal future trajectories of dynamic agents. In *CVPR*, 2021. 2
- [21] Sumit Kumar, Yiming Gu, Jerrick Hoang, Galen Clark Haynes, and Micol Marchetti-Bowick. Interaction-based trajectory prediction over a hybrid traffic graph. *arXiv preprint arXiv:2009.12916*, 2020. 2, 3
- [22] Donsuk Lee, Yiming Gu, Jerrick Hoang, and Micol Marchetti-Bowick. Joint interaction and trajectory prediction for autonomous driving using graph neural networks. *arXiv preprint arXiv:1912.07882*, 2019. 2
- [23] Namhoon Lee, Wongun Choi, Paul Vernaza, Christopher B Choy, Philip HS Torr, and Manmohan Chandraker. Desire: Distant future prediction in dynamic scenes with interacting agents. In *Proceedings of the IEEE Conference on Computer Vision and Pattern Recognition*, pages 336–345, 2017. 1, 2
- [24] Lingyun Luke Li, Bin Yang, Ming Liang, Wenyuan Zeng, Mengye Ren, Sean Segal, and Raquel Urtasun. End-to-end contextual perception and prediction with interaction transformer. *arXiv preprint arXiv:2008.05927*, 2020. 2
- [25] Ming Liang, Bin Yang, Rui Hu, Yun Chen, Renjie Liao, Song Feng, and Raquel Urtasun. Learning lane graph representa-

- tions for motion forecasting. In *European Conference on Computer Vision*, pages 541–556. Springer, 2020. 1, 4
- [26] Karttikeya Mangalam, Harshayu Girase, Shreyas Agarwal, Kuan-Hui Lee, Ehsan Adeli, Jitendra Malik, and Adrien Gaidon. It is not the journey but the destination: End-point conditioned trajectory prediction. In *Proceedings of the European Conference on Computer Vision (ECCV)*, August 2020. 2
- [27] Xiaoyu Mo, Zhiyu Huang, and Chen Lv. Multi-modal interactive agent trajectory prediction using heterogeneous edge-enhanced graph attention network. *Workshop on Autonomous Driving, CVPR*, 2021. 6, 7
- [28] Jiquan Ngiam, Benjamin Caine, Vijay Vasudevan, Zhengdong Zhang, Hao-Tien Lewis Chiang, Jeffrey Ling, Rebecca Roelofs, Alex Bewley, Chenxi Liu, Ashish Venugopal, et al. Scene transformer: A unified architecture for predicting multiple agent trajectories. *arXiv preprint arXiv:2106.08417*, 2021. 2, 6, 7, 8
- [29] Kamra Nitin, Zhu Hao, Trivedi Dweep, Zhang Ming, and Liu Yan. Multi-agent trajectory prediction with fuzzy query attention. In *Advances in Neural Information Processing Systems (NeurIPS)*, 2020. 2
- [30] Nicholas Rhinehart, Rowan McAllister, Kris Kitani, and Sergey Levine. Precog: Prediction conditioned on goals in visual multi-agent settings. In *Proceedings of the IEEE International Conference on Computer Vision*, pages 2821–2830, 2019. 2
- [31] Tim Salzmann, Boris Ivanovic, Punarjay Chakravarty, and Marco Pavone. Trajectron++: Multi-agent generative trajectory forecasting with heterogeneous data for control. In *Proceedings of the European Conference on Computer Vision (ECCV)*. Springer, 2020. 2, 3
- [32] Karen Simonyan and Andrew Zisserman. Very deep convolutional networks for large-scale image recognition. *arXiv preprint arXiv:1409.1556*, 2014. 6
- [33] Haoran Song, Di Luan, Wenchao Ding, Michael Y Wang, and Qifeng Chen. Learning to predict vehicle trajectories with model-based planning. In *5th Annual Conference on Robot Learning*, 2021. 2
- [34] Charlie Tang and Russ R Salakhutdinov. Multiple futures prediction. In *Advances in Neural Information Processing Systems*, pages 15424–15434, 2019. 1, 2
- [35] Ekaterina Tolstaya, Reza Mahjourian, Carlton Downey, Balakrishnan Vadarajan, Benjamin Sapp, and Dragomir Anguelov. Identifying driver interactions via conditional behavior prediction. *arXiv preprint arXiv:2104.09959*, 2021. 2, 3
- [36] Tessa van der Heiden, Naveen Shankar Nagaraja, Christian Weiss, and Efstratios Gavves. Safecritic: Collision-aware trajectory prediction. *arXiv preprint arXiv:1910.06673*, 2019. 2
- [37] Allen Wang, Xin Huang, Ashkan Jasour, and Brian Williams. Fast risk assessment for autonomous vehicles using learned models of agent futures. In *Robotics: Science and Systems*, 2020. 5
- [38] David Wu and Yunan Wu. Air² for interaction prediction. *Workshop on Autonomous Driving, CVPR*, 2021. 6, 7
- [39] Kota Yamaguchi, Alexander C Berg, Luis E Ortiz, and Tamara L Berg. Who are you with and where are you going? In *CVPR 2011*, pages 1345–1352. IEEE, 2011. 2
- [40] Ye Yuan and Kris Kitani. Diverse trajectory forecasting with determinantal point processes. In *Eighth International Conference on Learning Representations*, 2020. 2
- [41] Wei Zhan, Liting Sun, Di Wang, Haojie Shi, Aubrey Clausse, Maximilian Naumann, Julius Kummerle, Hendrik Konigshof, Christoph Stiller, Arnaud de La Fortelle, et al. Interaction dataset: An international, adversarial and cooperative motion dataset in interactive driving scenarios with semantic maps. *arXiv preprint arXiv:1910.03088*, 2019. 3
- [42] Hang Zhao, Jiyang Gao, Tian Lan, Chen Sun, Benjamin Sapp, Balakrishnan Varadarajan, Yue Shen, Yi Shen, Yuning Chai, Cordelia Schmid, et al. TNT: Target-driven trajectory prediction. In *Conference on Robot Learning (CoRL)*, 2020. 2, 4, 7
- [43] Tianyang Zhao, Yifei Xu, Mathew Monfort, Wongun Choi, Chris Baker, Yibiao Zhao, Yizhou Wang, and Ying Nian Wu. Multi-agent tensor fusion for contextual trajectory prediction. In *Proceedings of the IEEE Conference on Computer Vision and Pattern Recognition*, pages 12126–12134, 2019. 2

Appendix

A. Additional Experiment Details

In this section, we introduce additional details on filtering interactive training data, training the baseline joint predictor, and training by agent types.

A.1 Filtering Interactive Training Data

The Waymo Open Motion Dataset only provides interactive scenarios in its validation set and testing set. To filter the interactive scenario in the training set, we implement a script to identify scenarios that include 2 interacting agents based on the *objects_of_interest* mask provided in the data. The script is provided in the source code.

A.2 Baseline Joint Predictor

We train the *Baseline Joint* predictor described in Sec. 4.4 as follows. First, we predict the distribution of goals for each interacting agent as a heatmap, according to [15]. Second, we select the top 80 goals based on the predicted probability for each agent. Third, we combine the selected goals into 6400 goal pairs and run each goal pair feature, including (x, y) positions for both goals, through a 2-layer MLP with a hidden size of 128 followed by a normalization layer and a ReLU activation layer. Fourth, we run a fully connected layer to predict the probability logit for each goal pair, and train the joint goal prediction model through the following loss:

$$\mathcal{L}_J = \mathcal{L}_{ce}(J, \hat{J}), \quad (7)$$

where \mathcal{L}_{ce} is the cross entropy loss, J is the predicted goal pair distribution, and \hat{J} is the index of the goal pair out of all candidates that is the closest to the ground truth goal pair in terms of Euclidean distance. Given the predicted goal pairs, we train the trajectory completion model to regress the full trajectories of both interacting agents following the same procedure in [15].

A.3 Training by Agent Types

The Waymo Open Motion Dataset consists of three types of agents to predict: vehicles, pedestrians, and cyclists. As each agent type has different behavior models and the distribution is unbalanced among types (e.g. vehicle types account for 78% of the training data), we train the marginal trajectory predictor and the conditional trajectory predictor for each agent type separately. We observe that the prediction performance over pedestrians and cyclists improves by a large margin, compared to training a single model for all agents.

For the same reason, we train four relation predictors for vehicle-vehicle interactions, vehicle-pedestrian interactions, vehicle-cyclist interactions, and interactions that

cover the remaining agent pair types, including cyclist-pedestrian, cyclist-cyclist, pedestrian-pedestrian.

B. Additional Qualitative Examples

We present additional representative examples in a variety of interaction settings to showcase the advantage of M2I over the marginal baseline.

B.1 Influencer Overtakes Reactor

In Fig. 5, we present three examples in which the influencer overtakes the reactor. In each example, M2I successfully predicts the correct relation type and improves prediction accuracy and scene compliance, while the marginal predictor predicts overlapping trajectories without considering the future interaction between agents.

B.2 Reactor Yields to Influencer before Turning

In Fig. 6, we present three examples in which the reactor waits for the influencer to pass before turning. In each example, M2I successfully predicts the correct relation type and the accurate reactive trajectories for the reactor. On the other hand, the marginal predictor ignores the interaction and results in less accurate predictions.

B.3 Reactor Merges behind Influencer

In Fig. 7, we present two examples in which the reactor merges behind the influencer after it passes. In each example, M2I successfully predicts the correct relation type and the accurate reactor trajectories that follow the influencer, while the marginal predictor fails to account for the interaction and predicts trajectories far away from the ground truth.

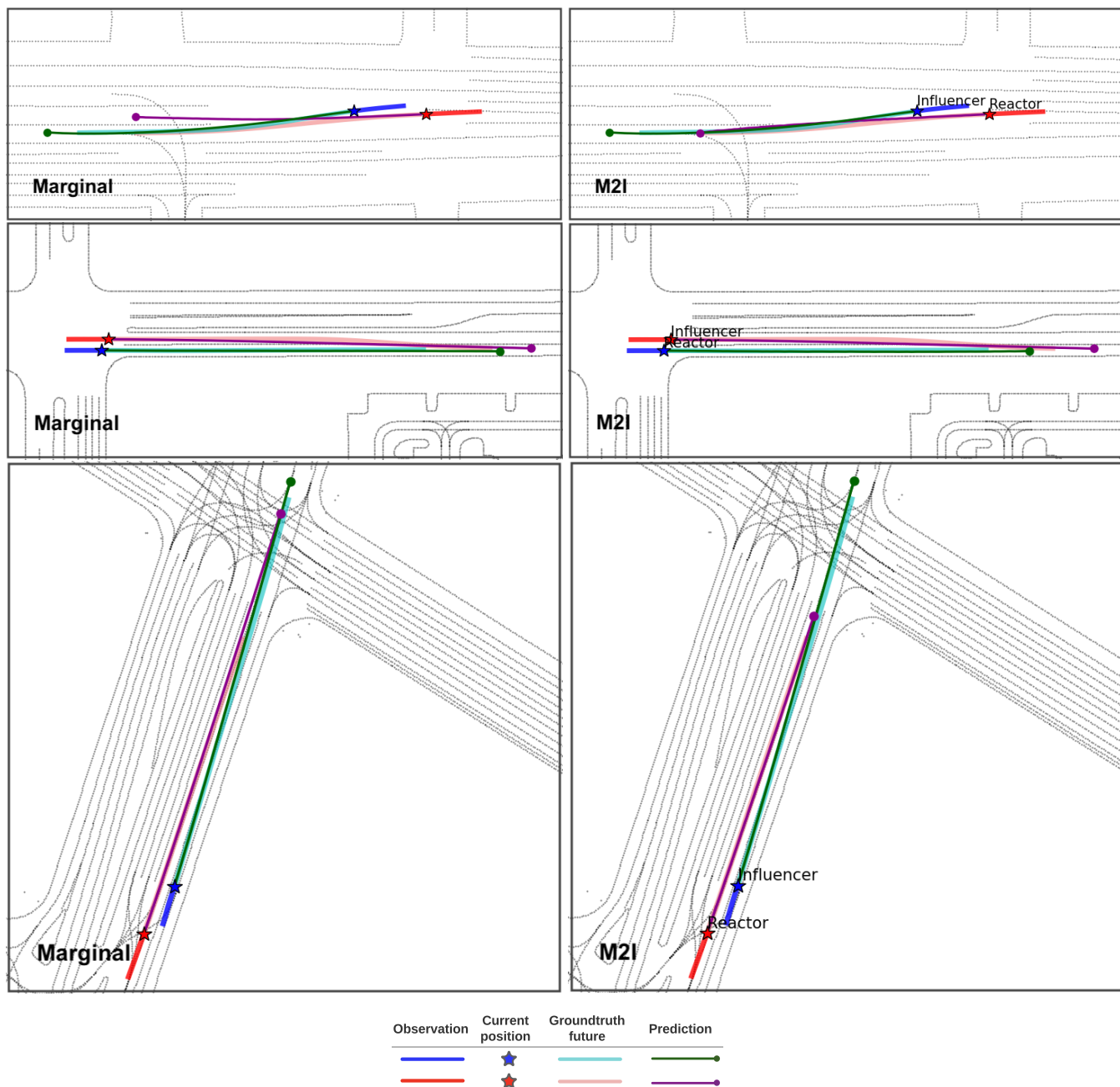


Figure 5. Influencer overtakes reactor. In each example, M2I (right column) successfully predicts the correct relation type and improves prediction accuracy and scene compliance, while the marginal predictor (left column) predicts overlapping trajectories without considering the future interaction between agents.

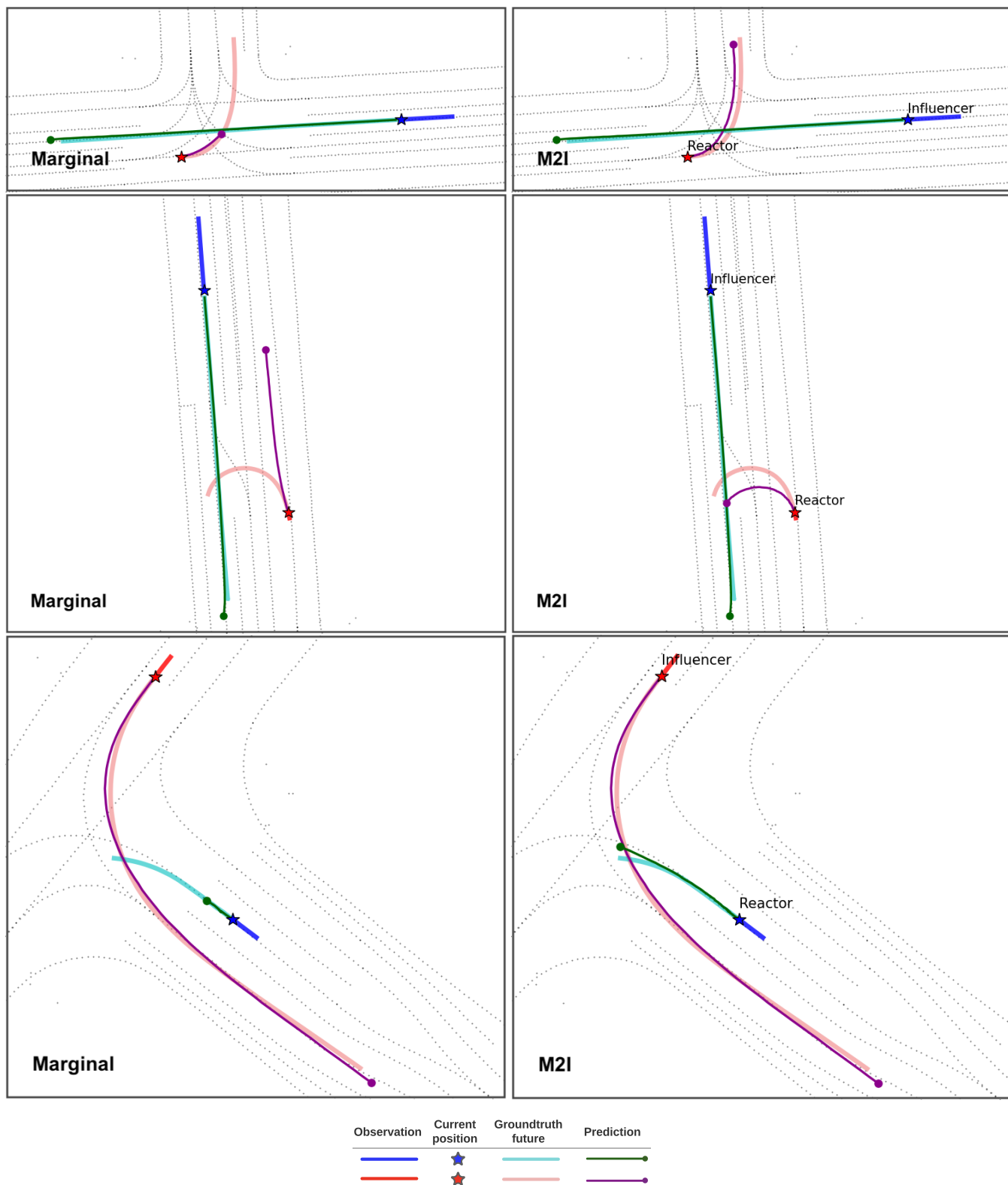


Figure 6. Reactor yields to influencer before turning. In each example, M2I (right column) successfully predicts the correct relation type and the accurate reactive trajectories for the reactor. On the other hand, the marginal predictor (left column) ignores the interaction and results in less accurate predictions.

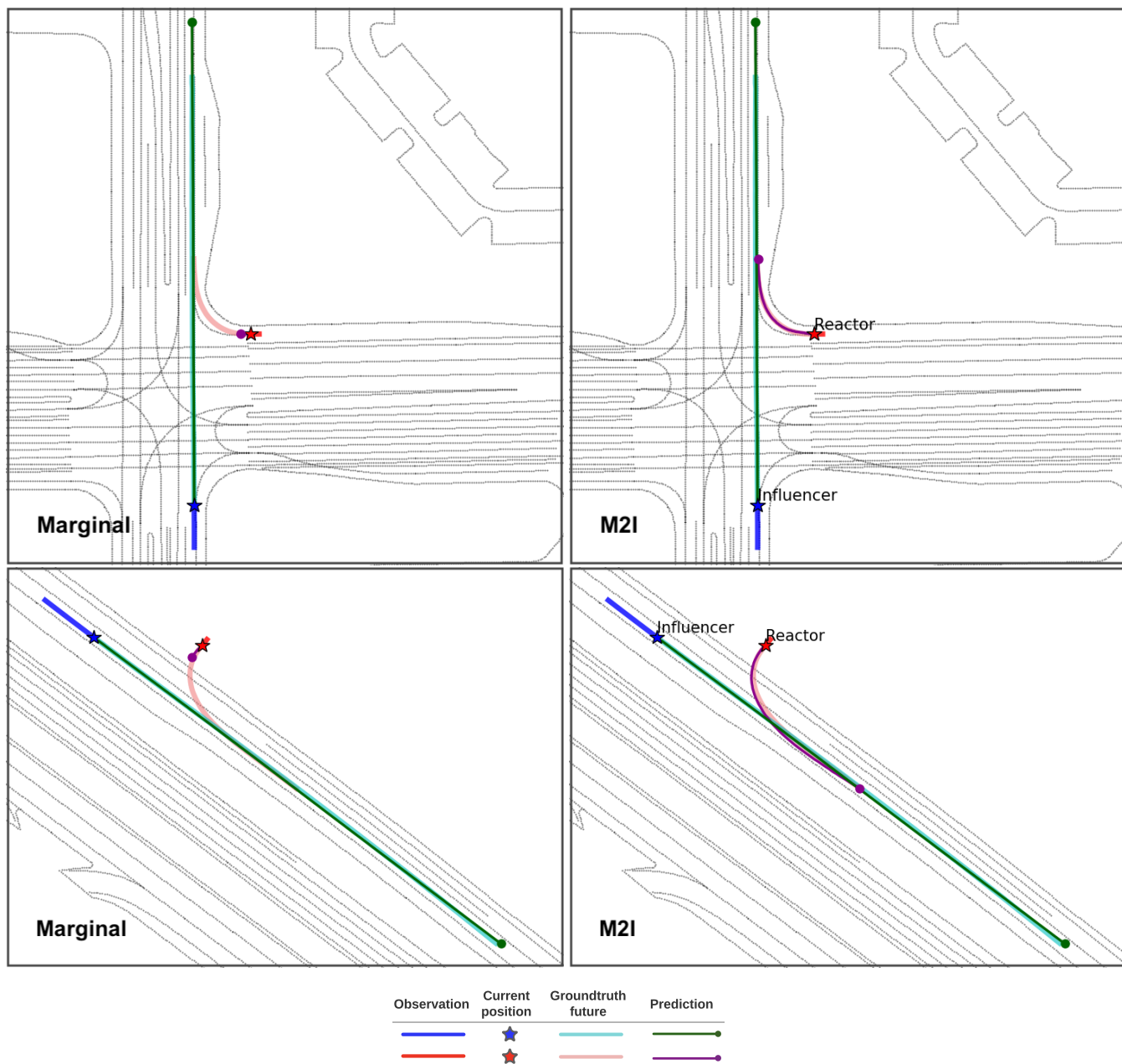


Figure 7. Reactor merges behind influencer. In each example, M2I (right column) successfully predicts the correct relation type and the accurate reactor trajectories that follow the influencer, while the marginal predictor (left column) fails to account for the interaction and predicts trajectories far away from the ground truth.