

# Improving Scalability with GPU-Aware Asynchronous Tasks

Jaemin Choi\*, David F. Richards†, Laxmikant V. Kale\*

\*Department of Computer Science, University of Illinois at Urbana-Champaign, Urbana, Illinois, USA

†Center for Applied Scientific Computing, Lawrence Livermore National Laboratory, Livermore, California, USA

Email: {jchoi157,kale}@illinois.edu, richards12@llnl.gov

**Abstract**—Asynchronous tasks, when created with overdecomposition, enable automatic computation-communication overlap which can substantially improve performance and scalability. This is not only applicable to traditional CPU-based systems, but also to modern GPU-accelerated platforms. While the ability to hide communication behind computation can be highly effective in weak scaling scenarios, performance begins to suffer with smaller problem sizes or in strong scaling due to fine-grained overheads and reduced room for overlap. In this work, we integrate GPU-aware communication into asynchronous tasks in addition to computation-communication overlap, with the goal of reducing time spent in communication and further increasing GPU utilization. We demonstrate the performance impact of our approach using a proxy application that performs the Jacobi iterative method on GPUs, Jacobi3D. In addition to optimizations for minimizing host-device synchronization and increasing the concurrency of GPU operations, we explore techniques such as kernel fusion and CUDA Graphs to combat fine-grained overheads at scale.

**Index Terms**—Asynchronous tasks, overdecomposition, overlap of computation and communication, GPU-aware communication, scalability

## I. INTRODUCTION

GPUs are driving today’s innovative research in many key areas including computational science, machine learning, data analytics, and cloud computing. In the area of molecular biology, Team #COVIDisAirborne has utilized 4,096 nodes (24,576 GPUs) of the Summit supercomputer to perform a data-driven simulation of the SARS-CoV-2 Delta variant, providing unprecedented atomic-level views of the virus in a respiratory aerosol [1]. In addition to the myriad of GPU-accelerated systems in the current TOP500 list of the world’s fastest supercomputers [2], upcoming U.S. Department of Energy exascale systems such as Aurora [3] and Frontier [4] will rely on next-generation GPUs for bulk of the computing horsepower. In industry, Meta has recently announced the AI Research SuperCluster (RSC), which will be used to train large models in natural language processing (NLP) and computer vision, paving the way for the metaverse [5]. Meta plans to increase the number of NVIDIA A100 GPUs in RSC from 6,080 to 16,000, which will provide nearly five exaFLOPS of mixed precision compute.

The sheer degree of computational power and data parallelism provided by GPUs are enabling applications to achieve groundbreaking performance. However, due to the relatively slower improvement of network bandwidth compared to the

computational performance of GPUs, communication overheads often hold applications back from achieving higher compute utilization and better scalability. Overlapping computation and communication is a widely used technique to combat this issue, but it is often up to the application programmer to identify potential regions of overlap and implement the necessary asynchronous mechanisms. This becomes increasingly difficult in applications with complex code structure and interleavings of computation and communication. Overdecomposition and asynchronous execution of the resulting tasks, features supported by the Charm++ runtime system and its family of parallel programming models [6], facilitate *automatic* computation-communication overlap that can substantially improve performance and scalability on both CPU and GPU based systems [7].

However, performance benefits from overdecomposition-driven overlap can start to degrade with finer task granularity. In weak scaling scenarios with a small base problem size or at the high end of strong scaling, fine-grained overheads associated with communication, scheduling, and management of GPU operations can outweigh the benefits from computation-communication overlap. In this work, we propose the integration of GPU-aware communication into asynchronous execution of overdecomposed tasks, to reduce communication overheads and enable higher degrees of overdecomposition at scale. In addition to improving performance and scalability, overdecomposition may be required to enable adaptive runtime features such as load balancing and fault tolerance. Asynchronous execution of overdecomposed tasks also provide the benefit of spreading out communication over time, allowing more efficient use of the network when bandwidth is limited.

We also demonstrate the importance of minimizing synchronizations between the host and device and increasing the concurrency of GPU operations, by comparing the performance of a proxy application against the implementation described in our previous work [7]. In addition to these optimizations, we explore techniques such as kernel fusion [8] and CUDA Graphs [9] to mitigate overheads related to fine-grained GPU execution, which can be exposed at the high end of strong scaling. We show how these mechanisms can improve performance especially for relatively high overdecomposition factors, which can be beneficial in situations where runtime adaptivity is needed.

The major contributions of this work can be summarized as

the following:

- We present the integration of overdecomposition and GPU-aware communication to exploit computation-communication overlap and reduce exposed communication overheads.
- We demonstrate the impact of our approach by evaluating weak and strong scaling performance of a scientific proxy application on a large scale GPU system.
- We illustrate the importance of minimizing host-device synchronizations and ensuring concurrency of GPU operations.
- We explore kernel fusion and CUDA Graphs as techniques to reduce fine-grained overheads at scale and evaluate their impact on performance.

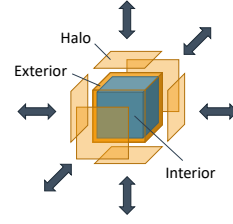
## II. BACKGROUND

### A. Automatic Computation-Communication Overlap

Overlapping computation and communication is a widely used and researched technique, which has been proven to be effective in both CPU-based and GPU-accelerated systems for hiding communication latency [7]. Non-blocking communication is one of the primary mechanisms used to expose opportunities for overlap, allowing processors to perform other useful work rather than sit idle waiting for communication to complete [10]. With Message Passing Interface (MPI), a distributed memory communication standard broadly used in HPC, it is the application programmer's responsibility to identify regions of potential overlap [11]. Not only is this often difficult due to complex code structure and flow of execution, but it also limits the amount of attainable overlap to the identified regions.

For example, let us have a look at how a three-dimensional Jacobi iterative method, hereafter called Jacobi3D, can be implemented using MPI. Each MPI process is responsible for a block of the global 3D grid, as described in Figure 1a. Halo data are first exchanged among the neighbors using non-blocking MPI communication routines. After all halo data are received, each MPI process can perform the Jacobi update on the entire block. However, since updating the interior of the block does not depend on the neighbors' halo data, it can overlap with the halo exchanges. Implementations with and without this manual overlap are described in Figure 1b. Finding such regions of potential overlap, however, can be much more challenging in larger applications. Furthermore, the program could still block at `MPI_Waitall` if it is called too early, limiting computation-communication overlap. Periodically polling for completion of communication is an alternative, but it is not compatible with the typical control flow of MPI applications and can waste CPU cycles [12].

*Automatic* computation-communication overlap relieves the programmer from the responsibility of manually orchestrating tasks for overlap. It is achieved in the Charm++ parallel programming system [6] on the foundation of two features: **overdecomposition** and **asynchronous task execution**. In a Charm++ program, the problem domain can be decomposed



(a) Diagram

```
for (int iter = 0; iter < n_iters; iter++) {
    // Post non-blocking receives and sends
    for (int dir = 0; dir < 6; dir++) {
        MPI_Irecv(recv_halo[dir], ...);
        MPI_Isend(send_halo[dir], ...);
    }

    if (overlap) {
        // Perform Jacobi update on the interior
        interiorUpdate();
    }

    // Wait for halo exchanges to complete
    MPI_Waitall(12, requests, statuses);

    // Unpack received halos to the 3D block
    unpackHalos();

    if (overlap) {
        // Perform Jacobi update on the exterior
        exteriorUpdate();
    } else {
        // Perform Jacobi update on the whole block
        update();
    }
}
```

(b) Code

Fig. 1: MPI 3D Jacobi example (Jacobi3D) with a manual overlap option. The non-blocking MPI communication can overlap with the interior Jacobi update which is independent of the halo data coming from the neighbors.

into more units of work and/or data, called *chares*, than the number of available processing elements (PEs). This is in contrast to conventional MPI applications where a single MPI process is assigned to each PE. In addition to being able to automatically overlap computation of one chare object with communication of another<sup>1</sup>, overdecomposition empowers the runtime system to support adaptive features such as dynamic load balancing and fault tolerance. Another benefit of overdecomposition is that the injection of messages into the network can be spread out over time, alleviating pressure on the network [13].

As shown in Figure 2, Charm++ employs a message-driven execution model where the arrival of a message triggers a task of the target chare to be executed. This message encapsulates information about which C++ method of the target chare, i.e., *entry method*, should be executed, along with the necessary data. Incoming messages are accumulated in a message queue

<sup>1</sup>Computation and communication of the same chare can also be overlapped, as long as they are asynchronous.

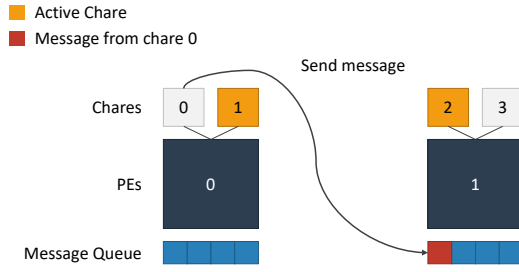


Fig. 2: Message-driven execution model in Charm++. Chare 0 sending a message to Chare 2 can overlap with computation of Chare 1.

that is continuously checked by a scheduler that runs on each PE. The execution of a Charm++ application begins with the Main Chare, which is defined by the user to play the role similar to that of the main function in regular C++. The Main Chare can create other chare objects and initiate the flow of execution by invoking their entry methods. The invocation of a chare's entry method translates into a message transmission by the runtime system, which is asynchronous (non-blocking) by default. This increases opportunities for computation-communication overlap by allowing the execution to continue after minimal processing when a Charm++ communication primitive is called. When a chare entry method finishes executing, the scheduler will pick up another message in its queue, unpack its contents and execute the next entry method.

Reducing unnecessary synchronization between work units (chares in Charm++) as well as between the host and device in the context of GPUs, is another critical factor in exploiting computation-communication overlap. Taking Jacobi3D as an example, it is not necessary to perform a global synchronization across all work units after every iteration; in fact, each unit only needs to ensure that it is exchanging halo data from the same iteration with its neighbors. Such removal of synchronization reduces idle time and exposes more opportunities for overlap by allowing each work unit to progress freely. On GPUs, operations can be launched asynchronously with CUDA Streams and its ilk. However, asynchronously detecting their completion is not as straightforward, which will be discussed in Section III-A.

Figure 3 describes code for a Charm++ version of Jacobi3D. The Charm Interface (CI) file at the top is used for declaring parallel components such as chares, entry methods, and proxies. Other codes including function bodies can be written in regular C++. The execution begins with `Main::Main` on PE 0, where an indexed collection of chares, called a *chare array*, is created. The creation of chares returns a handle to their proxy, which can be used to invoke entry methods. For instance, calling `block_proxy(0,0,0).run` will invoke the `run` entry method on that element of the 3D chare array. An entry method invocation on the entire proxy (e.g., `block_proxy.run`) will

```
readonly CProxy_Block block_proxy;

mainchare Main {
  entry Main(...);
};

array [3D] Block {
  entry void recvHalo(...);
  entry void run() {
    for (iter = 0; iter < n_iters; iter++) {
      // Send halo data to neighbors
      serial { sendHalos(); }

      // Asynchronously receive halo data and unpack
      for (count = 0; count < 6; count++) {
        when recvHalo[iter](int r, double* h, int s) {
          serial { unpackHalo(); }
        }
      }

      // Perform Jacobi update on the entire block
      serial { update(); }
    }
  }
};
```

(a) .ci file

```
void Main::Main(...) {
  // Create a 3D indexed array of chares
  block_proxy = ckNew(n_x, n_y, n_z, ...);

  // Start the simulation by invoking an entry
  // method on all block chares (broadcast)
  block_proxy.run();
}

void BlockChare::sendHalos() {
  // Send halos to neighbors by using proxy
  for (int dir = 0; dir < 6; dir++) {
    block_proxy[idx[dir]].recvHalo(iter, halo[dir], size);
  }
}

void BlockChare::unpackHalo() { ... }
void BlockChare::update() { ... }
```

(b) .C file

Fig. 3: Charm++ version of Jacobi3D with automatic overlap. The Charm Interface (CI) file contains user-declared components that relate to parallel execution, including chares, entry methods, and proxies.

perform a broadcast to invoke the same entry method on all chare elements. In Jacobi3D, the overall flow of parallel execution is encapsulated in the `Block::run` entry method. Its body is described using Structured Dagger (SDAG), which allows a clear illustration of the program sequence [14]. The serial construct contains regular C++ code including function calls, and the `when` construct allows the calling chare to asynchronously wait for message arrivals. Reference numbers are used in Jacobi3D to match the iteration number of an incoming message (`r` in `recvHalo`) with the block's (`iter`), to ensure that blocks progress in step with its neighbors. Control is returned back to the scheduler at the execution of the `when` construct, allowing it to process other messages. Once an awaited message arrives, the runtime system schedules the designated entry method (e.g., `recvHalo`) to be executed.

Automatic computation-communication overlap can also be achieved with Adaptive MPI (AMPI) [15], which is an MPI implementation built on top of the Charm++ runtime system. MPI processes are virtualized as chare objects, allowing an arbitrary number of ‘processes’ to be run on a set number of PEs. Although AMPI provides an easy on-ramp for MPI developers to benefit from the adaptive features of Charm++, we focus on Charm++ in this paper and leave explorations with AMPI as future work.

### B. GPU-Aware Communication

Without support for GPU memory from the underlying communication library, applications need explicit host-device data transfers to stage GPU buffers on host memory for communication. In addition to requiring extra code, host-staging communication mechanisms suffer from longer latencies and reduced bandwidth. GPU-aware communication has been developed to mitigate these issues, addressing both programmer productivity and communication performance.

CUDA-aware MPI implements GPU-aware communication for NVIDIA GPUs in MPI, by supporting GPU buffers as inputs to its communication API. This not only eases programming by obviating the need for explicit host-device data transfers, but also improves performance by directly moving data between the GPU and Network Interface Card (NIC). GPUDirect [16], [17] is one of the core technologies that drive GPU-aware communication, providing direct GPU memory access to the NIC.

In Charm++, there are two available mechanisms for GPU-aware communication: GPU Messaging API and Channel API. The GPU Messaging API retains message driven execution but requires an additional *post entry method* to be invoked on the receiver end, which is needed to inform the runtime system where the destination GPU buffer is located [18]. This delays the posting of the receive for the incoming GPU buffer as it can only be done after the execution of the post entry method, resulting in some degradation in communication performance. To address this issue, the Channel API has been recently developed, which uses two-sided send and receive semantics for efficient data movement [19]. Unlike the GPU Messaging API, it does not transfer the flow of execution to the receiver, but achieves better performance. It is worth noting here that both APIs use the Unified Communication X (UCX) library [20] as a low-level interface. In this work, the Channel API is used to drive GPU-aware communication in Charm++, with the implementation in Jacobi3D discussed in Section III-B.

## III. DESIGN AND IMPLEMENTATION

We propose the integration of GPU-aware communication in asynchronous tasks created with overdecomposition to improve application performance and scalability. In addition to a detailed discussion on combining these two mechanisms, we describe optimizations to the baseline Jacobi3D proxy application for reducing synchronization and improving concurrency of GPU operations. Furthermore, we explore techniques for

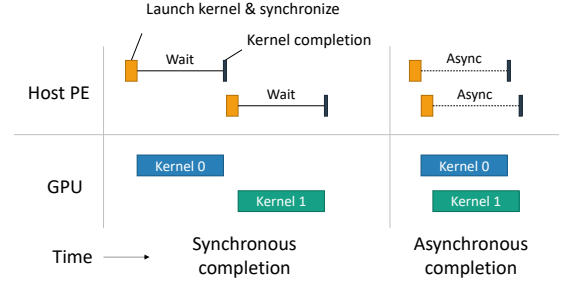


Fig. 4: Execution timelines demonstrating the benefits of asynchronous completion in Charm++.

fine-grained GPU tasks such as kernel fusion and CUDA Graphs to address potential performance issues with strong scaling. It should be noted that although this work uses terminology from NVIDIA GPUs and CUDA, most discussions also apply to GPUs from other vendors.

### A. Achieving Automatic Overlap on GPU Systems

We use Charm++ as the vehicle to achieve automatic computation-communication overlap with GPU-accelerated execution. Allowing GPU work to progress asynchronously and being able to detect their completion as early as possible are equally important in setting the foundation for overlap. Communication can then overlap with GPU computation, while minimizing idle time between consecutive task executions. CUDA Streams [21], used for asynchronous and concurrent execution, is the recommended method of using GPUs in Charm++ applications. Common usage of a CUDA stream involves enqueueing GPU work such as a kernel or memcpy and waiting for that work to finish using a synchronization mechanism, e.g., `cudaStreamSynchronize`. Since submitting work to a CUDA stream is asynchronous, other tasks can be performed on the host CPU until the synchronization point. While this may be sufficient for MPI applications where a single process runs on each PE, it can be detrimental to scheduler-driven task frameworks such as Charm++; synchronization can prevent the scheduler from processing subsequent messages and performing useful work. Figure 4 compares the execution timeline of synchronous and asynchronous completion mechanisms in Charm++, with two chares mapped to a single PE that are offloading work to the GPU. Asynchronous completion frees up the host CPU to perform other tasks while GPU work is being progressed, facilitating overlap.

Hybrid API (HAPI) [22] enables asynchronous completion detection of GPU operations in Charm++. It allows the user to specify which Charm++ method should be executed when the runtime system detects completion of the tracked GPU work. Meanwhile, the scheduler can perform other useful tasks, increasing opportunities for automatic computation-communication overlap. More implementation details about Hybrid API can be found in our previous work [7]. In Jacobi3D, HAPI is used before the halo exchanges (after the Jacobi update and packing kernels) to ensure that the Jacobi

```

/* C file */
// Create Charm++ callback to be invoked when
// a channel send or recv completes
CkCallback cb = CkCallback(CkIndex_Block::callback(), ...);

// Non-blocking sends and receives of halo data
for (int dir = 0; dir < 6; dir++) {
    channels[dir].send(send_halo[dir], size, cb);
    channels[dir].recv(recv_halo[dir], size, cb);
}

/* .ci file */
// When a Charm++ callback is invoked, check if it means
// completion of a receive and unpack if so
for (count = 0; count < 12; count++) {
    when callback() serial { if (recv) processHalo(); }
}

```

Fig. 5: Usage of Channel API in Charm++ Jacobi3D.

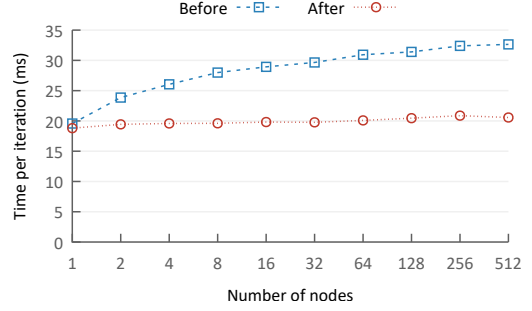
update has been performed on the GPU and halo data are ready to be sent to the neighbors.

In addition to asynchronous completion detection, prioritizing communication and related GPU operations (e.g., packing and unpacking kernels) is critical to exploiting overlap. Since multiple chares can utilize the same GPU concurrently due to overdecomposition, communication of one chare can be impeded by computational kernels launched by other chares unless it is given a higher priority. This should be avoided as delays in communication directly translate into worse overall performance [7]. In Jacobi3D, host-device transfers and (un)packing kernels are enqueued into a high-priority CUDA stream. The Jacobi update kernel utilizes another CUDA stream which has a lower priority. These streams are created for every chare object so that independent work from different chares can run concurrently on the GPU if possible.

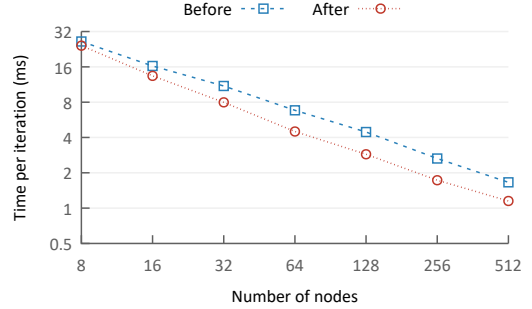
#### B. GPU-Aware Communication in Charm++

Exploiting computation-communication overlap with overdecomposition can be highly effective in weak scaling where performance improvements from overlap outweigh the overheads of having finer-grained tasks. With small problem sizes or with strong scaling, however, adopting overdecomposition may quickly hit its limits as task granularity is decreased. One of the main sources of overhead with fine-grained tasks is communication, as the ratio of communication to computation grows and less communication can be hidden with overlap. GPU-aware communication can mitigate these overheads by substantially reducing latency and increasing attainable bandwidth.

As described in Section II-B, Charm++ offers two mechanisms for GPU-aware communication: GPU Messaging API and Channel API. As the communication pattern in Jacobi3D is regular, the Channel API can be easily used to exchange halo data between a pair of chares with two-sided sends and receives. Figure 5 demonstrates the usage of Channel API in Jacobi3D, where a communication channel is established between each pair of neighboring chares. Send and receive calls are made to the channel to transfer halo buffers on the GPU, which goes through a thin interface with the underlying UCX library for optimal performance. A Charm++ callback can be



(a) Weak scaling, with block size of  $1536 \times 1536 \times 1536$  per node



(b) Strong scaling, with global grid size of  $3072 \times 3072 \times 3072$  (same global grid size as on 8 nodes with weak scaling)

Fig. 6: Performance comparison of Charm++ Jacobi3D with host-staging communication before and after optimizations on the Summit supercomputer.

passed to a channel primitive to invoke an entry method upon its completion, enabling asynchronous completion detection and facilitating computation-communication overlap.

#### C. Optimizations to Baseline Performance

The original implementation of Jacobi3D [7] performed a synchronization between the host and device after the execution of the Jacobi update kernel, to ensure that the update is complete before incrementing the iteration counter and swapping the pointers to the GPU buffers. Note that the program maintains two separate buffers in GPU memory for the update kernel to use one as the input and the other as the output. However, this synchronization step is in fact redundant, as the above operations can instead be performed in the existing synchronization phase before the halo exchanges. This optimization reduces the number of host-device synchronizations per iteration from two (after Jacobi update and before halo exchanges) to one (before halo exchanges).

After profiling the performance of Jacobi3D with NVIDIA Nsight Systems, we observe that there is room for another optimization that can increase the concurrency of GPU operations. Instead of enqueueing device-host transfers and (un)packing kernels to the same stream, we create two additional high-priority streams for data transfers, one for device-to-host and another for host-to-device. This allows (un)packing kernels to overlap with the data transfers, increasing concurrency on the GPU. However, it does make tracking dependencies



among the streams more difficult, which are enforced by CUDA events. Figure 6 showcases the improvements from the above optimizations in weak and strong scaling performance of Charm++ Jacobi3D, with host-staging communication and a four-times overdecomposition. All following experiments use this new baseline implementation for various MPI and Charm++ versions of Jacobi3D.

#### D. Techniques for Fine-grained GPU Tasks

Strong scaling increases the amount of computational resources, e.g., number of GPUs, while keeping the overall problem size constant. This decreases the size of work and data assigned to each resource as the problem is scaled out. In GPU-accelerated environments, this causes the proportion of kernel launch overheads in execution time to grow. Additionally applying overdecomposition, whether for computation-communication overlap or for runtime adaptivity (e.g., load balancing), can exacerbate this issue. We explore techniques such as kernel fusion [8] and CUDA Graphs [9] to address this problem in cases of fine-grained GPU execution, either with strong scaling or even weak scaling with a small problem size.

Kernel fusion combines multiple kernels as a single kernel to reduce aggregate kernel launch latency.<sup>2</sup> CUDA Graphs is a mechanism for NVIDIA GPUs where an executable graph can be constructed from multiple consecutive GPU operations, including kernels and memory copies, to reduce launch overheads. It can also expose opportunities for optimization as all necessary dependencies are presented to the CUDA runtime. These two techniques can be used together; kernel fusion can be applied to reduce the total number of kernels, and CUDA Graphs can capture all such kernel executions and other GPU operations as a graph for more efficient repeated execution.

1) *Kernel Fusion*: With Jacobi3D, we explore three different strategies for kernel fusion, with the fused kernels outlined below:

- (A) Packing kernels
- (B) Packing kernels and unpacking kernels (as two separate kernels)
- (C) Unpacking kernels, Jacobi update kernel, and packing kernels (all as a single kernel)

Note that packing kernels can be launched right after the Jacobi update kernel, but each unpacking kernel can only be launched after the corresponding halo data arrives from a neighbor. Thus the fused version of the unpacking kernels can only be launched after all halo data arrive. When fusing the packing/unpacking kernels, the total number of GPU threads is computed as the *maximum* of the different halo sizes. Each thread consecutively looks at the six faces that could be copied out as halo data, and if its index is smaller than the halo size, performs a copy into the respective halo buffer. We have found this implementation to be faster than having the total number of GPU threads to be the *sum* of the halo sizes, which allows all faces to be processed concurrently

<sup>2</sup>Kernel fusion also improves power efficiency, which is not considered in this work.

but suffers from warp divergence. Fusing all kernels using the Strategy C effectively results in one kernel execution per iteration, significantly reducing the number of kernel launches. In this work, kernel fusion is only used in concert with GPU-aware communication to avoid complications with host-device transfers and ensuing dependencies.

2) *CUDA Graphs*: We build a CUDA graph in Jacobi3D by capturing the entire flow of kernel launches at initialization time. The graph contains all dependencies and potential concurrency of unpacking, Jacobi update, and packing kernels; this simplifies the execution of each Jacobi3D iteration as halo exchanges followed by a CUDA graph launch. A problem that we encounter when implementing CUDA Graphs in Jacobi3D is the limitation that parameters passed to the GPU operations in a CUDA graph should not change. Each node in the graph can be individually updated to use a different parameter, but in Jacobi3D all nodes have to be updated every iteration. This is due to the need to swap two pointers that refer to the input and output data of the current iteration, respectively. To solve this issue, we create two separate CUDA graphs, one with the two pointers reversed to the other, and alternate between them. This avoids the overhead of updating all graph nodes for each iteration, which would void the benefits from using CUDA Graphs. As with kernel fusion, CUDA Graphs is only evaluated with GPU-aware communication.

## IV. PERFORMANCE EVALUATION

In this section, we evaluate the performance and scalability of our approach that incorporates computation-communication overlap with GPU-aware communication. We also explore the performance impact of kernel fusion and CUDA Graphs in strong scaling.

#### A. Experimental Setup

We use the Summit supercomputer at Oak Ridge National Laboratory for conducting our experiments. Summit contains 4,608 nodes each with two IBM POWER9 CPUs and six NVIDIA Tesla V100 GPUs. Each CPU has 22 physical cores with support for up to four-way simultaneous multithreading (SMT), contained in a NUMA domain with 256 GB of DDR4 memory, totaling 512 GB of host memory. Each GPU has 16 GB of HBM2 memory, with aggregate GPU memory of 96 GB per node. Summit compute nodes are connected in a non-blocking fat tree topology with dual-rail EDR Infiniband, which has an injection bandwidth of 23 GB/s. The Bridges-2 supercomputer at Pittsburgh Supercomputing Center and Expanse at San Diego Supercomputer Center have also been used to test and debug GPU acceleration in Jacobi3D.

The performance of the MPI version of Jacobi3D is obtained using the default MPI and CUDA environments on Summit: IBM Spectrum MPI 10.4.0.3 and CUDA 11.0.3. The Charm++ version of Jacobi3D is built on an updated branch of Charm++ which contains the yet-to-be-released Channel API, and utilizes UCX 1.11.1 and CUDA 11.4.2. The more recent version of CUDA used with Charm++ is not compatible with the IBM Spectrum MPI on Summit; hence an older, default version of

CUDA is used instead for the MPI experiments. In our tests, we have not observed any noticeable difference in performance between the two CUDA versions.

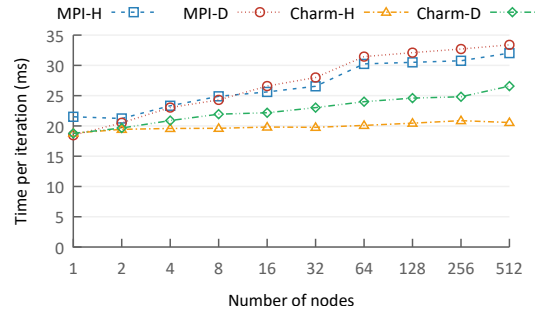
As is the norm with a GPU-accelerated MPI application, each MPI process is mapped to one CPU core and one GPU, and is responsible for a cuboid block of the global simulation grid. For example, when Jacobi3D is run on a single node (six MPI processes and GPUs), the global grid is divided into six equal-sized blocks; the grid is decomposed in a way that minimizes the aggregate surface area, which is tied to communication volume. The Charm++ experiments are also run with one CPU core and one GPU per process in non-SMP mode, but varying an additional parameter, *Overdecomposition Factor (ODF)*, which determines the number of chares per PE and GPU. With an ODF of one, the decomposition of a Charm++ program is equivalent to MPI, where one char object is mapped to each PE. A higher ODF creates more chares each with finer granularity, providing more runtime adaptivity and opportunities for potential overlap, albeit with increased fine-grained overheads. We experiment with varying ODFs from one to 16, increased by a factor of two, to observe the impact of overdecomposition on performance.

For the following scalability experiments, we compare the performance of four different versions of Jacobi3D: MPI with host-staging communication (MPI-H), CUDA-aware MPI (MPI-D), Charm++ with host-staging communication (Charm-H) and Charm++ with GPU-aware communication using Channel API (Charm-D). The Charm++ versions of Jacobi3D are run with different ODFs and the one with the best performance is chosen as the representative for each point in scaling. Jacobi3D is run for a total of 100 iterations, with an additional 10 warmup iterations in the beginning that are not included in the timers. Each experiment is repeated three times and averaged to obtain the performance results.

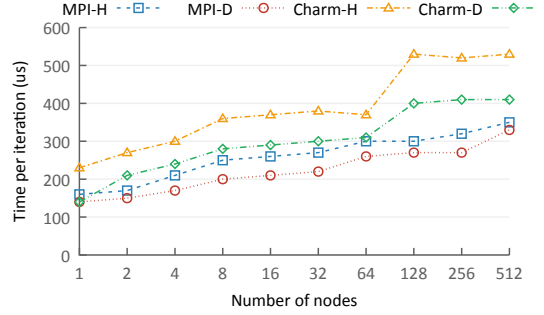
### B. Weak Scaling

We evaluate the weak scaling performance of Jacobi3D using two different base problem sizes per node:  $1,536 \times 1,536 \times 1,536$  and  $192 \times 192 \times 192$ . Each element of the grid is a double precision floating point (eight bytes). With weak scaling, the size of each dimension is increased successively by a factor of two, allowing the data size per GPU to remain approximately the same. When decomposed into six GPUs per node, the larger problem size corresponds to roughly 9 GB of GPU memory usage and the smaller to 18 MB, most of which is for storing two separate copies of the block data. The size of messages being exchanged in the halo exchange phase also differs greatly (at most 9 MB and 96 KB, respectively), causing a change in the behavior of GPU-aware communication as we will observe in the following plots.

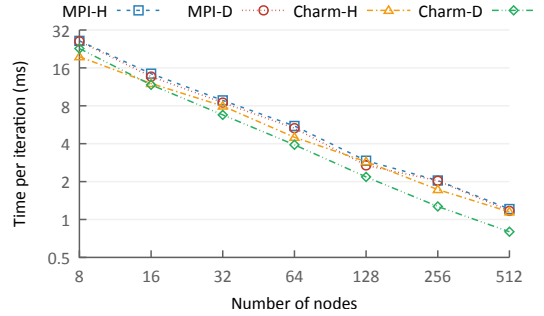
Figure 7a compares the weak scaling performance of the different implementations of Jacobi3D, with a base problem size of  $1,536^3$ . Both Charm++ versions are run with an ODF of four (four chares per GPU), which achieves the best performance out of all the tested ODFs, providing a good balance between computation-communication overlap and overheads



(a) Weak scaling, with block size of  $1536 \times 1536 \times 1536$  per node



(b) Weak scaling, with block size of  $192 \times 192 \times 192$  per node



(c) Strong scaling, with global grid size of  $3072 \times 3072 \times 3072$  (same global grid size as on eight nodes in Figure 7a)

Fig. 7: Performance comparison of different MPI and Charm++ versions of Jacobi3D.

from overdecomposition. With Charm-H, ODF-4 provides up to a 64% improvement in the overall performance from overlap. Using a higher ODF creates too many fine-grained chares where their overheads start to outweigh the benefits from overlap, whereas a lower ODF is not able to exploit overlap to its full potential.

An interesting observation is that GPU-aware communication degrades performance compared to the host-staging mechanism, starting from eight nodes for MPI and two nodes for Charm++. After profiling the runs with NVIDIA Nsight Systems, we find that the large message sizes (up to 9 MB) in the halo exchanges cause a protocol change in the underlying communication framework. For such large messages, a pipelined host-staging mechanism that splits each message into smaller chunks is used, rather than GPUDirect [23].

Nevertheless, the Charm++ versions with overdecomposition demonstrate better performance compared to the MPI versions from automatic computation-communication overlap. We also observe a flatter incline in time per iteration in the Charm++ versions, as overlap provides more tolerance to increases in communication overheads that occur at larger scales. The performance gap between Charm-H and Charm-D is larger than that between MPI-H and MPI-D because more chares are performing the pipelined host-staging communication due to overdecomposition, causing the slowdown effects to be stacked. This weak scaling experiment shows that with such a large problem size and large messages it can be beneficial to *not* use GPU-aware communication and only rely on overdecomposition for computation-communication overlap.

For a smaller base problem size of  $192 \times 192 \times 192$  (halo size up to 96 KB), GPU-aware communication is able to provide substantial improvements in performance, as demonstrated in Figure 7b. However, because of the much smaller task granularity, overheads from the Charm++ runtime system including scheduling chares, location management, and packing/unpacking messages become pronounced. Moreover, overdecomposition only degrades performance, as the potential for overlap pales in comparison to the overheads from a finer decomposition; ODF-1 performs the best in both Charm-H and Charm-D. These two different problem sizes illustrate both ends of the spectrum, where only one of the two techniques, overdecomposition and GPU-aware communication, improves performance depending on the size of the problem. It is also entirely possible that there is a sweet spot where using both features benefits performance, which we have not yet found in our weak scaling experiments but can be observed in the following discussion about strong scaling.

### C. Strong Scaling

For strong scaling, we experiment with a fixed global grid of size  $3,072 \times 3,072 \times 3,072$ . As we scale out and the number of nodes is doubled, the size of each work unit decreases by a factor of two. With Charm++, this means that the best overdecomposition factor will likely become smaller, as the fine-grained overheads from high degrees of overdecomposition grow. Figure 7c illustrates the strong scaling performance of the different versions of Jacobi3D. The best ODF of Charm-H is four until 16 nodes, after which ODF of two starts to outperform it. For Charm-D, the crossover point from ODF-4 to ODF-2 is 128 nodes, which is much later; this demonstrates that the reduction in communication latency with GPU-aware communication provides room for a higher degree of overdecomposition and benefits from more overlap. The performance issue from pipelined host-staging communication observed in weak scaling becomes less relevant with strong scaling, as GPUDirect is used instead with the increasingly smaller halo messages. Charm-H, with host-staging communication, already outperforms both MPI-H and MPI-D implementations by virtue of automatic computation-communication overlap; Charm-D, combining both overlap and GPU-aware communication, increases the gap even more

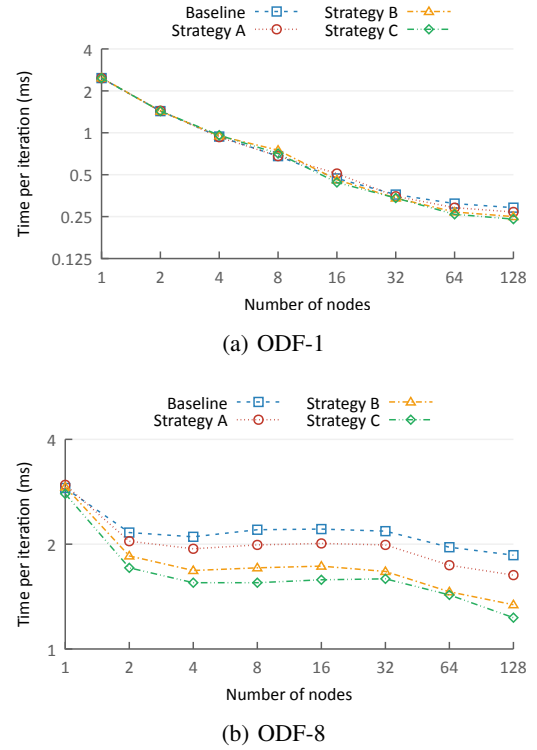


Fig. 8: Performance impact of kernel fusion on the Charm++ version of Jacobi3D with GPU-aware communication.

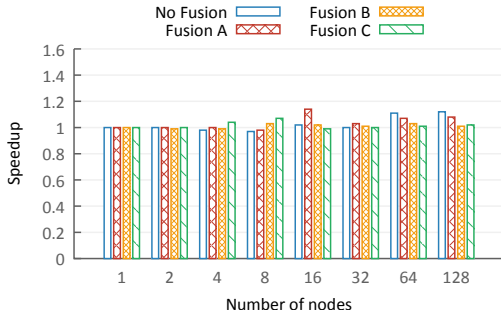
and scales out further, achieving a sub-millisecond average time per iteration on 512 nodes (3,072 GPUs).

We also evaluate the performance impact of kernel fusion and CUDA Graphs, techniques that can be used to counter fine-grained overheads in strong scaling<sup>3</sup>. The Charm++ version of Jacobi3D with GPU-aware communication is used for this experiment, with the problem scaled out to 128 nodes with a constant size of  $768 \times 768 \times 768$  to represent a relatively small simulation grid. Performance improvements from overdecomposition and computation-communication overlap are not observed with such a small problem size; nevertheless, we present results with ODF-1 as well as ODF-8 since the effects of kernel fusion and CUDA Graphs differ greatly depending on the degree of overdecomposition.

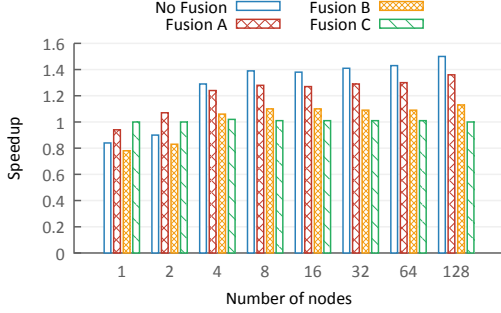
1) *Kernel Fusion*: The impact of the various fusion strategies (as described in Section III-D1) on the overall performance of Jacobi3D are illustrated in Figure 8. Baseline shows the performance without any kernel fusion. With ODF-1, kernel fusion does not noticeably affect performance until about 16 nodes. At a larger scale, however, fusion strategies that are more aggressive ( $C > B > A$ ) start to improve performance more than the others. This demonstrates that kernel fusion is indeed effective at mitigating kernel launch overheads, especially with smaller task granularity, improving time per iteration by 20% on 128 nodes. The effects of kernel fusion are amplified with ODF-8, where the already fine-grained tasks are

<sup>3</sup>These techniques can also be helpful in weak scaling with a small base problem size, but we focus on their effects on strong scaling in this work.





(a) ODF-1



(b) ODF-8

Fig. 9: Speedup from using CUDA Graphs in addition to kernel fusion with GPU-aware Charm++ Jacobi3D.

split up further with an eight-fold overdecomposition; fusion strategy C provides up to 51% increase in the overall performance on 128 nodes. Higher degrees of overdecomposition, while resulting in slower performance with this problem size, may be required to use an adaptive runtime feature such as load balancing. As we have seen, kernel fusion can be a useful technique when the number of kernel launches increase with strong scaling and overdecomposition.

2) *CUDA Graphs*: Figure 9 shows the obtained speedup from using CUDA Graphs, with and without kernel fusion. The performance improvements from CUDA Graphs in this work are moderate when compared to other studies [24]; we believe the main reason is the lack CPU utilization in our GPU-accelerated Jacobi3D proxy application. CPU resources in Jacobi3D are mostly used only by the Charm++ runtime system and the bulk of the computation is offloaded to the GPU devices. Aside from scheduling chores for execution and briefly being involved in communication, CPUs largely sit idle waiting for GPU work to complete. This causes the reduction in aggregate kernel launch latency from CUDA Graphs to have less impact on the performance of Jacobi3D, compared to workloads such as deep learning in PyTorch that also heavily use the CPU resources in addition to the GPU. Coming back to Figure 9, CUDA Graphs has little impact on performance with ODF-1 (no overdecomposition), only slightly increasing at larger scale. However, the performance improvements are more apparent with ODF-8 where we obtain a speedup of 1.5 times on 128 nodes without kernel fusion; this is because

CPU utilization increases substantially in accordance with the increase in overdecomposition factor. More fine-grained tasks are created, resulting in more kernel launches and GPU operations that take up CPU time. Moreover, note that the performance impact of CUDA Graphs diminishes as a more aggressive kernel fusion strategy is used. With a higher degree of kernel fusion, the total number of kernels decreases, leaving less room for improvement in the aggregate kernel launch latency. In summary, CUDA Graphs has the potential to provide substantial performance improvements especially for workloads with high CPU utilization and when there are a sufficient number of kernel launches to optimize.

## V. RELATED WORK

Task-based programming models such as Legion [25] and HPX [26] facilitate automatic computation-communication overlap by extracting parallelism in the level of the runtime system. Castillo et al. [12] discusses the disparity between asynchronous task-based programming models and the underlying messaging layer (MPI) that limits achievable overlap. A study by Danalis et al. [27] applies transformations to the application code to expose more opportunities for overlap. As for GPU-aware communication, many works have discussed the necessary implementations and improvements in performance [28]–[30]. This work illustrates the gains in performance and scalability by combining automatic computation-communication overlap enabled with overdecomposition with GPU-aware communication.

## VI. CONCLUSION

In this work, we explored how automatic computation-communication overlap from overdecomposition and asynchronous execution can come together with GPU-aware communication to improve performance and scalability on current GPU-accelerated systems. Using implementations in MPI and Charm++ of a scientific proxy application, Jacobi3D, we evaluated the impact of our approach on both weak and strong scaling performance with various problem sizes. We observed that the Charm++ version of Jacobi3D with overdecomposition-driven overlap and GPU-aware communication is able to achieve the best performance with strong scaling, achieving a sub-millisecond time per iteration on 512 nodes of the Summit supercomputer. With weak scaling, however, we see that the performance impact of overdecomposition and GPU-aware communication varies depending on the problem size.

In addition to demonstrating the importance of minimizing host-device synchronizations and increasing concurrency in GPU operations, we evaluated the usage of kernel fusion and CUDA Graphs to mitigate fine-grained execution in strong scaling scenarios. With the most aggressive kernel fusion strategy, we achieved up to 20% improvement in overall performance with ODF-1 and 51% with ODF-8. CUDA Graphs provided up to 50% performance improvement, demonstrating its effectiveness for workloads with high CPU utilization and large number of kernel launches.

## ACKNOWLEDGMENT

This work was performed under the auspices of the U.S. Department of Energy (DOE) by Lawrence Livermore National Laboratory under Contract DE-AC52-07NA27344 (LLNL-CONF-XXXXXX).

This research was supported by the Exascale Computing Project (17-SC- 20-SC), a collaborative effort of the U.S. DOE Office of Science and the National Nuclear Security Administration.

This research used resources of the Oak Ridge Leadership Computing Facility at the Oak Ridge National Laboratory, which is supported by the Office of Science of the U.S. DOE under Contract No. DE-AC05-00OR22725.

This work used the Extreme Science and Engineering Discovery Environment (XSEDE), which is supported by National Science Foundation grant number ACI-1548562. XSEDE resources include Bridges-2 at Pittsburgh Supercomputing Center (PSC) and Expanse at San Diego Supercomputer Center (SDSC), used through allocation TG-ASC050039N.

## REFERENCES

- [1] A. Dommer, L. Casalino, F. Kearns, M. Rosenfeld, N. Wauer, S.-H. Ahn, J. Russo, S. Oliveira, C. Morris, A. Bogetti, A. Trifan, A. Brace, T. Sztain, A. Clyde, H. Ma, C. Chennubhotla, H. Lee, M. Turilli, S. Khalid, T. Tamayo-Mendoza, M. Welborn, A. Christensen, D. G. A. Smith, Z. Qiao, S. K. Sirumalla, M. O'Connor, F. Manby, A. Anandkumar, D. Hardy, J. Phillips, A. Stern, J. Romero, D. Clark, M. Dorrell, T. Maiden, L. Huang, J. McCalpin, C. Woods, A. Gray, M. Williams, B. Barker, H. Rajapaksha, R. Pitts, T. Gibbs, J. Stone, D. Zuckerman, A. Mulholland, T. Miller, S. Jha, A. Ramanathan, L. Chong, and R. Amaro, "#covidisairborne: Ai-enabled multiscale computational microscopy of delta sars-cov-2 in a respiratory aerosol," *bioRxiv*, 2021. [Online]. Available: <https://www.biorxiv.org/content/early/2021/11/15/2021.11.12.468428>
- [2] (2022) November 2021 | top 500. [Online]. Available: <https://www.top500.org/lists/top500/2021/11/>
- [3] (2022) Aurora | argonne leadership computing facility. [Online]. Available: <https://www.olcf.anl.gov/aurora>
- [4] (2022) Frontier. [Online]. Available: <https://www.olcf.ornl.gov/frontier>
- [5] (2022) Introducing the ai research supercluster — meta's cutting-edge ai supercomputer for ai research. [Online]. Available: <https://ai.facebook.com/blog/ai-rsc>
- [6] B. Acun, A. Gupta, N. Jain, A. Langer, H. Menon, E. Mikida, X. Ni, M. Robson, Y. Sun, E. Totoni, L. Wesolowski, and L. Kale, "Parallel programming with migratable objects: Charm++ in practice," in *Proceedings of the International Conference for High Performance Computing, Networking, Storage and Analysis*, ser. SC '14. IEEE Press, 2014, p. 647–658. [Online]. Available: <https://doi.org/10.1109/SC.2014.58>
- [7] J. Choi, D. F. Richards, and L. V. Kale, "Achieving computation-communication overlap with overdecomposition on gpu systems," in *2020 IEEE/ACM 5th International Workshop on Extreme Scale Programming Models and Middleware (ESPM2)*, 2020, pp. 1–10.
- [8] G. Wang, Y. Lin, and W. Yi, "Kernel fusion: An effective method for better power efficiency on multithreaded gpu," in *2010 IEEE/ACM Int'l Conference on Green Computing and Communications Int'l Conference on Cyber, Physical and Social Computing*, 2010, pp. 344–350.
- [9] (2022) Getting started with cuda graphs | nvidia developer blog. [Online]. Available: <https://developer.nvidia.com/blog/cuda-graphs/>
- [10] T. Hoefler, A. Lumsdaine, and W. Rehm, "Implementation and performance analysis of non-blocking collective operations for mpi," in *SC '07: Proceedings of the 2007 ACM/IEEE Conference on Supercomputing*, 2007, pp. 1–10.
- [11] R. V. Aaron Becker and L. V. Kale, "Patterns for Overlapping Communication and Computation," in *Workshop on Parallel Programming Patterns (ParaPlop 2009)*, June 2009.
- [12] E. Castillo, N. Jain, M. Casas, M. Moreto, M. Schulz, R. Beivide, M. Valero, and A. Batele, "Optimizing computation-communication overlap in asynchronous task-based programs," in *Proceedings of the ACM International Conference on Supercomputing*, ser. ICS '19. New York, NY, USA: Association for Computing Machinery, 2019, p. 380–391. [Online]. Available: <https://doi.org/10.1145/3330345.3330379>
- [13] M. P. Robson, "Techniques for communication optimization of parallel programs in an adaptive runtime system," Ph.D. dissertation, University of Illinois at Urbana-Champaign, 2020. [Online]. Available: <http://hdl.handle.net/2142/108622>
- [14] (2022) Structured control flow: Structured dagger. [Online]. Available: <https://charm.readthedocs.io/en/latest/charm++/manual.html#structured-control-flow-structured-dagger>
- [15] C. Huang, O. Lawlor, and L. V. Kalé, "Adaptive mpi," in *Languages and Compilers for Parallel Computing*, L. Rauchwerger, Ed. Berlin, Heidelberg: Springer Berlin Heidelberg, 2004, pp. 306–322.
- [16] G. Shainer, A. Ayoub, P. Lui, T. Liu, M. Kagan, C. R. Trott, G. Scantlen, and P. S. Crozier, "The development of mellanox/nvidia gpudirect over infiniband—a new model for gpu to gpu communications," *Comput. Sci.*, vol. 26, no. 3–4, p. 267–273, Jun. 2011. [Online]. Available: <https://doi.org/10.1007/s00450-011-0157-1>
- [17] (2021) Gpudirect rdma :: Cuda toolkit documentation. [Online]. Available: <https://docs.nvidia.com/cuda/gpudirect-rdma/index.html>
- [18] J. Choi, Z. Fink, S. White, N. Bhat, D. F. Richards, and L. V. Kale, "Gpu-aware communication with ucx in parallel programming models: Charm++, mpi, and python," in *2021 IEEE International Parallel and Distributed Processing Symposium Workshops (IPDPSW)*. Los Alamitos, CA, USA: IEEE Computer Society, jun 2021, pp. 479–488. [Online]. Available: <https://doi.ieeecomputersociety.org/10.1109/IPDPSW52791.2021.00079>
- [19] —, "Accelerating communication for parallel programming models on gpu systems," 2022. [Online]. Available: <https://arxiv.org/abs/2102.12416>
- [20] P. Shamis, M. G. Venkata, M. G. Lopez, M. B. Baker, O. Hernandez, Y. Itigin, M. Dubman, G. Shainer, R. L. Graham, L. Liss, Y. Shahar, S. Potluri, D. Rossetti, D. Becker, D. Poole, C. Lamb, S. Kumar, C. Stunkel, G. Bosilca, and A. Bouteiller, "Ucx: An open source framework for hpc network apis and beyond," in *2015 IEEE 23rd Annual Symposium on High-Performance Interconnects*, 2015, pp. 40–43.
- [21] (2022) Cuda programming guide: Streams. [Online]. Available: <https://docs.nvidia.com/cuda/cuda-c-programming-guide/index.html#streams>
- [22] (2022) Charm++ hybrid api. [Online]. Available: <https://charm.readthedocs.io/en/latest/charm%2B%2B/manual.html#gpu-support>
- [23] N. Hanford, R. Pankajakshan, E. A. León, and I. Karlin, "Challenges of gpu-aware communication in mpi," in *2020 Workshop on Exascale MPI (ExaMPI)*, 2020, pp. 1–10.
- [24] (2022) Accelerating pytorch with cuda graphs. [Online]. Available: <https://pytorch.org/blog/accelerating-pytorch-with-cuda-graphs/>
- [25] M. Bauer, "Legion: Programming distributed heterogeneous architectures with logical regions," 2014.
- [26] H. Kaiser, T. Heller, B. Adelstein-Lelbach, A. Serio, and D. Fey, "Hpx: A task based programming model in a global address space," in *Proceedings of the 8th International Conference on Partitioned Global Address Space Programming Models*, ser. PGAS '14. New York, NY, USA: Association for Computing Machinery, 2014. [Online]. Available: <https://doi.org/10.1145/2676870.2676883>
- [27] A. Danalis, K.-Y. Kim, L. Pollock, and M. Swany, "Transformations to parallel codes for communication-computation overlap," in *SC '05: Proceedings of the 2005 ACM/IEEE Conference on Supercomputing*, 2005, pp. 58–58.
- [28] H. Wang, S. Potluri, M. Luo, A. K. Singh, S. Sur, and D. K. Panda, "Mvapih2-gpu: Optimized gpu to gpu communication for infiniband clusters," *Comput. Sci.*, vol. 26, no. 3–4, p. 257–266, Jun. 2011. [Online]. Available: <https://doi.org/10.1007/s00450-011-0171-3>
- [29] S. Potluri, H. Wang, D. Bureddy, A. K. Singh, C. Rosales, and D. K. Panda, "Optimizing mpi communication on multi-gpu systems using cuda inter-process communication," in *2012 IEEE 26th International Parallel and Distributed Processing Symposium Workshops PhD Forum*, 2012, pp. 1848–1857.
- [30] S. Potluri, K. Hamidouche, A. Venkatesh, D. Bureddy, and D. K. Panda, "Efficient inter-node mpi communication using gpudirect rdma for infiniband clusters with nvidia gpus," in *2013 42nd International Conference on Parallel Processing*, 2013, pp. 80–89.