

On discrimination between classes of distribution tails

I. V. Rodionov*

Abstract

We propose the test for distinguishing between two classes of distribution tails using only the largest order statistics of the sample and state its consistency. We do not assume belonging the corresponding distribution functions to any maximum domain of attraction.

1 Introduction

Let X_1, \dots, X_n be independent identically distributed (i.i.d.) random variables with the continuous distribution function (d.f.) F . We set $x_F^* = \sup\{x : F(x) < 1\}$. Let $x_H^* = +\infty$. We say that the tail of the d.f. H is lighter than the tail of the d.f. G with $x_H^* = x_G^* = +\infty$, if the following condition holds

$$\frac{1 - H(x)}{1 - G(x)} \rightarrow 0 \quad x \rightarrow +\infty.$$

This paper is concerned with the problem of distinguishing between two arbitrary classes of distribution tails A_0 and A_1 , where the tails of the distributions lying in one class are lighter than the tails of the distributions lying in another one. The test of discrimination between classes of distribution tails proposed in this paper is asymptotic, we also state its consistency. For the aim of developing the discrimination test we consider the auxiliary problem of distinguishing between the simple hypothesis about the distribution tail and two composite alternatives that include almost all distributions with the tails lighter or heavier than the distribution tail of the null hypothesis. We emphasize that unlike the overwhelming

*Faculty of Mechanics and Mathematics, Lomonosov Moscow State University, Moscow, Russia; Department of Innovation and High Technology, Moscow Institute of Physics and Technology (State University), Moscow, Russia; e-mail: vecsell@gmail.com

number of works concerned with the problems of testing hypotheses about the distribution tails we do not assume that the distribution of the sample should satisfy the conditions of the Fisher-Tippett-Gnedenko limit theorem, i.e. belong to any maximum domain of attraction (see the definitions below).

In statistics, one often encounters the problem of discrimination between close distributions from truncated or censored data – in particular, in fields related to insurance, reliability, telecommunications, computer science and earth sciences. The problem when only the observations over some threshold are known is well studied (see the works [1, 2, 3] and references therein and the book [4]). On the other hand, according to the statistics of extremes (see the book [5]), only higher order statistics can be used for the problem of discrimination of close tails of distributions, whereas moderate sample values can be simulated using standard statistical tools.

Gnedenko's limit theorem (or the extreme value theorem) (see [6]), which is the central result in the stochastic extreme value theory, states that if there exist sequences of constants $a_n > 0$ and b_n such that the d.f. of normalized maximum $M_n = \max(X_1, \dots, X_n)$ tends to some non-degenerate d.f. G , i.e.,

$$\lim_{n \rightarrow \infty} P(M_n \leq a_n x + b_n) = G(x), \quad (1)$$

then there exist constants $a > 0$ and b such that $G(ax + b) = G_\gamma(x)$, where

$$G_\gamma(x) = \exp(-(1 + \gamma x)^{-1/\gamma}), \quad 1 + \gamma x > 0, \quad \gamma \in \mathbb{R},$$

and for $\gamma = 0$ the right-hand side should be understood as $\exp(-e^{-x})$. The parameter γ is called the extreme value index [5]. The d.f. of a sample (X_1, \dots, X_n) is said to belong to the Fréchet (Weibull, Gumbel, respectively) maximum domain of attraction if (1) holds for $\gamma > 0$ ($\gamma < 0$, $\gamma = 0$, respectively). The distribution functions belonging to the Fréchet and Gumbel maximum domain of attraction are called the heavy-tailed and light-tailed distributions respectively. The distributions with the tails heavier than the tails of the distributions belonging to the Fréchet maximum domain of attraction are called the distributions with super-heavy tails; these distributions do not belong to any maximum domain of attraction (see for details [7]). For investigation the rates of convergence in the Gnedenko's limit theorem and solving some other problems of extreme value theory the second extreme value index ρ is considered (see [8]), detailed investigation of which is beyond the scope of our paper.

The estimators of the extreme value indices γ and ρ (see for details [5]) can be used in the problem of discrimination between close distribution tails. In this connection we refer to [9, 10, 11, 12, 13, 14, 15], among many others. Another

approach is to estimate the distribution tails directly using higher order statistics (see [16, 17, 18]).

It is clear that the asymptotically normal estimators of the extreme value index γ can be used in the problem of discrimination between the tails of the distributions belonging to the Fréchet and Weibull domains of attraction respectively. However, the above approach does not work for a huge class of distribution, for instance, belonging to the Gumbel maximum domain of attraction (because in this case $\gamma = 0$) or super-heavy-tailed distributions (because γ is not determined). In this connection we mention the work [19], the authors of which propose the test distinguishing between the heavy-tailed and super-heavy-tailed distributions.

The Weibull and log-Weibull classes of distributions form an important class of distributions from the Gumbel maximum domain of attraction. We say that the d.f. F is a Weibull-type d.f., if there exist $\theta > 0$ such that for all $\lambda > 0$

$$\lim_{x \rightarrow \infty} \frac{\ln(1 - F(\lambda x))}{\ln(1 - F(x))} = \lambda^\theta.$$

The parameter θ is also called the Weibull tail index. The class of Weibull distributions contains, in particular, the normal, exponential, gamma distributions and other ones of great value in statistics. If for some d.f. F the distribution function $F(e^x)$ belongs to the Weibull class with $\theta > 1$, then one says that F belongs to the log-Weibull class of distributions. A method capable of discriminating between close tails of Weibull and log-Weibull distributions was proposed in [20] and based on the well-known Hill estimator (see [21], and Section 2 of this work), the estimators of the Weibull tail index (see [22, 23]) can also be applied for discriminating between tails of Weibull-type distributions. The likelihood ratio method applied to higher order statistics of the sample was used in [24, 25] to develop the tests discriminating between the tails of the distributions from the Gumbel maximum domain of attraction.

This paper is actually the first attempt to develop the general test in the problem of discrimination between the distribution tails that are not assumed to belong to any maximum domain of attraction. The problem of optimality of this test is natural and will be considered in our next works. The problem of the optimal choice of the number of retained higher order statistics is considered in Section 3.

The paper is organized as follows. In Section 2 we formulate the problem and propose the test of discrimination. In Section 3 we illustrate the numerical performances of the test and compare it with some other tests. The results and the proofs are given in Sections 4, 5.

2 The model and the test of discrimination

Let as above X_1, \dots, X_n be i.i.d. random variables with a common continuous d.f. F and $x_F^* = +\infty$. Let $X_{(1)} \leq \dots \leq X_{(n)}$ be the order statistics pertaining to X_1, \dots, X_n . For the purpose of developing the discrimination test consider the Hill-type statistic

$$R_{k,n} = \ln(1 - F_0(X_{(n-k)})) - \frac{1}{k} \sum_{i=n-k+1}^n \ln(1 - F_0(X_{(i)})),$$

where F_0 is a continuous d.f. Note that if $F_0(x) = (1 - \kappa^{1/\gamma}/x^{1/\gamma})I(x > \kappa)$ is the Pareto d.f., then

$$R_{k,n} \stackrel{d}{=} \gamma_H/\gamma$$

as $X_{(n-k)} > \kappa$, where γ_H is the Hill's estimator of the extreme value index γ (which in this case is equal to the parameter of the Pareto distribution, [5]),

$$\gamma_H = \frac{1}{k} \sum_{i=n-k+1}^n \ln X_{(i)} - \ln X_{(n-k)},$$

the estimator is consistent for positive values of γ .

Definition 1 We say, that distribution functions H and G satisfy the condition $B(H, G)$ (written *B-condition*), if for some $\varepsilon \in (0, 1)$ and x_0

$$\frac{(1 - H(x))^{1-\varepsilon}}{1 - G(x)} \text{ is nonincreasing as } x > x_0. \quad (2)$$

It is easy to see, that under this condition the tail of the d.f. H is lighter than the tail of the d.f. G , i.e.

$$\frac{1 - H(x)}{1 - G(x)} \rightarrow 0 \text{ as } x \rightarrow \infty.$$

For example, if $H(x) = 1 - \exp\{-\lambda x\}$, $x > 0$, and $G(x) = 1 - \exp\{-\theta x\}$, $x > 0$, are two exponential distribution functions with $\lambda > \theta$, then the concerned condition is satisfied for all $\varepsilon \leq 1 - \theta/\lambda$ and $x_0 > 0$. The B-condition is also satisfied for the normal distribution functions with different variances. In addition note that the tail of the log-Weibull type distributions are lighter than the Pareto tails but heavier than the tails of the Weibull-type distributions (see [20]), and the B-condition holds for all these classes of distributions.

Let us formulate the main problem of our paper. Consider two distribution classes A_0 and A_1 such that the tails of the distributions lying in A_0 are lighter than the distribution tails lying in A_1 . Assume, that there exist the “separating” d.f. F_0 such that both of the conditions $B(G, F_0)$ and $B(F_0, H)$ are satisfied with some (may be, different) ε and x_0 for all $G \in A_0$ and $H \in A_1$. Consider in details the examples of fulfilment of these conditions.

Example 1 *Let the common distribution of the sample belong to some one-parametric distribution family, $F \in \{G_\theta, \theta \in \Theta\}$, and for all $\theta_1, \theta_2 \in \Theta$, $\theta_1 < \theta_2$, the distribution functions G_{θ_1} and G_{θ_2} satisfy the condition $B(G_{\theta_1}, G_{\theta_2})$. Then, taking $F_0 = G_{\theta_0}$, we can distinguish between the classes $A_0 = \{G_\theta, \theta < \theta_0\}$ and $A_1 = \{G_\theta, \theta > \theta_0\}$.*

Example 2 *We can select $F_0(x) = (1 - \exp\{-\exp\{(\ln x)^{1/2}\}\})I(x > 1)$ as the separating function in the problem of discrimination between distributions with the Weibull and log-Weibull tails. Indeed, we can represent the Weibull-type d.f. in the form*

$$F_W(x) = 1 - \exp\{-\exp\{\theta \ln x(1 + o(1))\}\} \quad \text{as } x \rightarrow \infty,$$

whereas the log-Weibull-type d.f. can be represented as

$$F_{LW}(x) = 1 - \exp\{-\exp\{\theta \ln \ln x(1 + o(1))\}\} \quad \text{as } x \rightarrow \infty,$$

hence the fulfilment of the B-conditions is required.

Example 3 *In the problem of discrimination between heavy-tailed distributions (i.e. belonging to Fréchet maximum domain of attraction) and super-heavy-tailed distributions (i.e. with the tail heavier than the tail of any heavy-tailed distribution), the separating function cannot be correctly selected, but the problem can be solved if we consider a more particular problem. According to [5], the tail of the arbitrary d.f. belonging to the Fréchet maximum domain of attraction can be represented as $1 - F(x) = x^{-1/\gamma}R(x)$, where $R(x)$ is a slowly varying function, i.e. such that $\lim_{x \rightarrow \infty} R(tx)/R(x) = 1$, and the parameter γ coincides with the extreme value index of this distribution. So if one consider the problem of discrimination between super-heavy-tailed distributions and distributions with heavy tails, the extreme value index of which is less than some parameter γ_0 , then the d.f. $F_0(x) = 1 - x^{-1/2\gamma_0}$, $x > 1$, can be selected as a separating function.*

Thus, suppose that two classes A_0 A_1 of distributions are separable by the function F_0 . Consider the null hypothesis $\tilde{H}_0: F \in A_0$ and the alternative $\tilde{H}_1: F \in A_1$. Propose the following procedure testing the hypothesis \tilde{H}_0 :

$$R_{k,n} > 1 + \frac{u_{1-\alpha}}{\sqrt{k}}, \quad \tilde{H}_0. \quad (3)$$

According to the corollary of Theorem 2 (see below), the proposed test is consistent against the alternative \tilde{H}_1 and has the asymptotic significance level α , here $u_{1-\alpha}$ is the quantile of the corresponding level of a standard normal distribution.

If the tails of distributions lying in A_0 are heavier than the tails of distributions from A_1 , and there exist the d.f. F_0 such that both the conditions $B(F_0, G)$ and $B(H, F_0)$ are satisfied for some (may be different) ε , x_0 and arbitrary distribution functions $G \in A_0$ and $H \in A_1$, then the test discriminating between the hypothesis $\tilde{H}_0: F \in A_0$ and the alternative $\tilde{H}_1: F \in A_1$ with the same asymptotic properties is the following:

$$R_{k,n} < 1 + \frac{u_\alpha}{\sqrt{k}}, \quad \tilde{H}_0. \quad (4)$$

3 Simulation study

The aim of the present simulation study is to illustrate the use of the proposed test and to demonstrate its asymptotic properties. Firstly consider the problem of discrimination between the Weibull and log-Weibull classes of distribution tails applying the proposed test (3), and we select the following separating function $F_0(x) = (1 - \exp(-\exp(\sqrt{\ln x})))I(x > 1)$. As it follows from Theorem 2, the statistics $\sqrt{k}(R_{k,n}-1)$ converges in probability to $-\infty$ on distributions belonging to the Weibull class and to $+\infty$ on distributions belonging to the log-Weibull class, that is confirmed by simulations (see Fig. 1).

Empirical type I error probabilities and empirical power of the test (3) discriminating between the Weibull and log-Weibull classes for different distributions with the separating function $F_0(x) = (1 - \exp(-\exp(\sqrt{\ln x})))I(x > 1)$ are given in Table 1 (the nominal level $\alpha = 0.05$). We include the simulation results for the log-Weibull distribution LW(3, 1) with the d.f. $F_{LW}(x) = (1 - \exp(-(\ln x)^3))I(x > 1)$, the log-normal distribution with parameters (0, 1) and the standard exponential distribution. For the standard normal distribution and the distributions with lighter tails the empirical type I error probabilities are significantly less than 0.01 for all considered values of n and k , so we do not include these probabilities in the Table 1. In addition, as an example we include

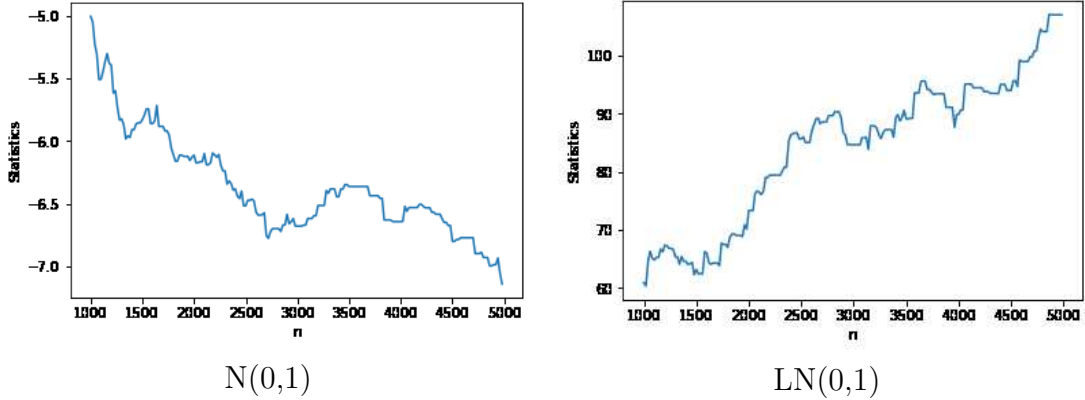


Figure 1: Fig. 1. Values of the statistic $\sqrt{k}(R_{k,n} - 1)$ for samples obeying $N(0, 1)$ distribution (left) and $LN(0, 1)$ distribution (right), $n \in [1000; 5000]$, $k = 100$.

Table 1. Empirical type I error probabilities and empirical power of the test (3) for various distributions, built on $m = 10000$ samples.

	$n = 100$ $k = 10$	$n = 100$ $k = 20$	$n = 200$ $k = 20$	$n = 200$ $k = 50$	$n = 500$ $k = 50$	$n = 500$ $k = 100$
LW(3, 1)	0.29	0.43	0.48	0.75	0.8	0.95
LN(0, 1)	0.66	0.8	0.89	0.97	0.99	1
Exp(1)	0	0.01	0	0.01	0	0
Pareto(2)	0.63	0.61	0.86	0.79	0.99	0.99
Cauchy	0.99	0.99	1	1	1	1

the empirical power of the test for Pareto distribution with the parameter 2 and standard Cauchy distribution.

Now consider the problem of discrimination between the hypothesis $H_0: \theta < 2$ and the alternative $H_1: \theta > 2$, where θ is the Weibull-tail index. Let us compare the test (3) (we select as a separating function $F_0(x)$ the standard normal d.f.), and the test proposed in work [20] (see in addition [26]). If we select the sample from the standard normal distribution, then the limit distributions of both the test statistic (3) and the test statistic proposed in [20] is standard normal (see the second plot in Fig. 2).

Consider the problem of distinguishing between distributions with heavy and super-heavy tails. As it is mentioned before, the proposed test cannot be applied in this problem because of impossibility of selecting a separating function F_0 . But for more particular problem of discriminating between distributions with heavy tails and logarithmic distributions with the d.f. $F(x) = 1 - (\ln x)^{-\theta}(1 + o(1))$,

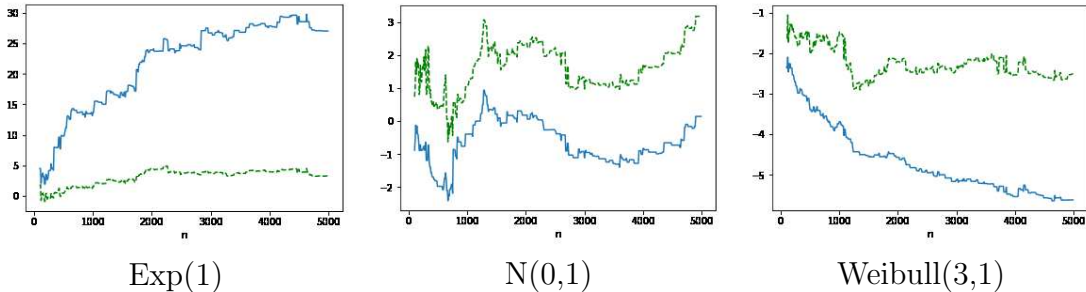


Figure 2: Fig. 2. Values of statistics of the test (3) (solid line) and test proposed in [26] (dash-dotted line) on the distributions $Exp(1)$, $N(0,1)$, $Weibull(3,1)$, $n \in [100, 5000]$, $k = [5 \ln n]$.

$\theta > 0$, as $x \rightarrow \infty$, the proposed test is applicable. Let A_0 be the class of logarithmic distributions mentioned above and A_1 be the class of heavy-tailed distributions. Consider the problem of discrimination between the hypotheses $H_0: F \in A_0$ and $H_1: F \in A_1$. We select as a separating function for the test (4) the following function

$$F_0(x) = 1 - \exp(-\sqrt{\ln x}).$$

In Tables 2 and 3 one can find the empirical type I error probabilities and empirical power of the test (4) and test proposed in [19] respectively, for the log-Pareto distribution identified by the d.f. $F_{LP}(x) = (1 - (\ln x)^{-\theta})I(x > e)$ with the parameters $\theta = 1$ and $\theta = 2$, the log-Gamma(2,1) distribution with the density function $f_{LG}(x) = x^{-2} \ln x I(x > 1)$, the standard Cauchy distribution, the Pareto distribution with the parameter 2 and standard log-normal distribution. Note the high values of the type I error probabilities of the test proposed in [19] for the log-Pareto(2) distribution.

The problem of selecting the number of retained order statistics for constructing the estimators and tests is significant, but one of the most complicated in statistics of extremes (see the book [27] and references therein). In the context of the problem of distinguishing between heavy-tailed and super-heavy-tailed distributions consider the behavior of the empirical type I error probability and empirical power of the test (4) with the separating function $F_0(x) = 1 - \exp(-\sqrt{\ln x})$ as k increases (see Fig. 3). We see, that with the level 0.05 the optimal value of k lies between 50 and 150.

4 Main results

This section discusses theoretical properties of the test proposed in Section 2. As before, X_1, \dots, X_n are i.i.d. random variables with the continuous d.f. F . Let

Table 2. Empirical type I error probabilities and empirical power of the test (4) for various distributions, built on $m = 10000$ samples.

	$n = 100$ $k = 10$	$n = 100$ $k = 20$	$n = 200$ $k = 20$	$n = 200$ $k = 50$	$n = 500$ $k = 50$	$n = 1000$ $k = 50$	$n = 5000$ $k = 50$
log-Pareto(2)	0.07	0.2	0.06	0.36	0.03	0	0
log-Pareto(1)	0	0	0	0	0	0	0
log-Gamma	0.56	0.78	0.9	0.98	1	1	1
Cauchy	0.62	0.88	0.94	1	1	1	1
Pareto(2)	0.98	1	1	1	1	1	1
LN(0, 1)	0.99	1	1	1	1	1	1

Table 3. Empirical type I error probabilities and empirical power of the test proposed in [19] for various distributions, built on $m = 10000$ samples.

	$n = 100$ $k = 10$	$n = 100$ $k = 20$	$n = 200$ $k = 20$	$n = 200$ $k = 50$	$n = 500$ $k = 50$	$n = 1000$ $k = 50$	$n = 5000$ $k = 50$
log-Pareto(2)	0.28	0.71	0.49	0.98	0.84	0.6	0.19
log-Pareto(1)	0.06	0.12	0.07	0.3	0.09	0.06	0.04
log-Gamma	0.37	0.58	0.62	0.89	0.94	0.97	0.99
Cauchy	0.51	0.8	0.8	0.99	0.99	1	1
Pareto(2)	0.92	1	1	1	1	1	1
LN(0, 1)	0.91	0.98	1	1	1	1	1

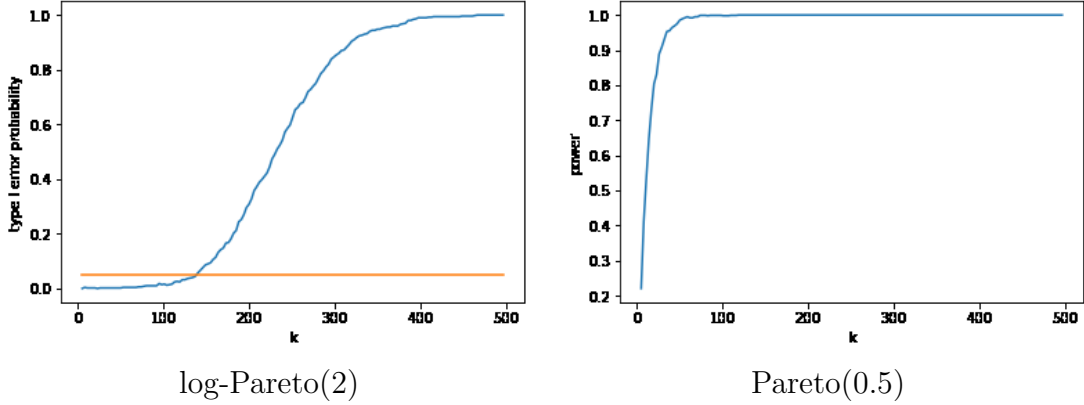


Figure 3: Fig. 3. Empirical type 1 error probabilities (left) and empirical power (right) of the test (4) on the distributions log-Pareto(2) and Pareto(0.5), respectively, $n = 1000$.

$\Theta(F_0)$ be the class of the continuous distribution functions F_1 satisfying either $B(F_1, F_0)$ or $B(F_0, F_1)$. Consider the simple hypothesis $H_0: F = F_0$ (actually we check the hypothesis that F and F_0 have the same tail) and the alternative $H_1: F \in \Theta(F_0)$. Note that if F_0, F_1 satisfy either $B(F_1, F_0)$ or $B(F_0, F_1)$ for some $\varepsilon > 0$, then the same holds for all $\varepsilon_1, 0 < \varepsilon_1 < \varepsilon$. So set

$$\varepsilon(F_0, F_1) = \max\{\varepsilon : F_0, F_1 \in \Theta_\varepsilon(F_0)\}.$$

Let $\Theta_\varepsilon(F_0)$ be the class of the continuous distribution functions F_1 satisfying either $B(F_1, F_0)$ or $B(F_0, F_1)$ with $\varepsilon(F_0, F_1) \geq \varepsilon$ and consider another alternative hypothesis $H_{1,\varepsilon}: F \in \Theta_\varepsilon(F_0)$.

Let us show, that the conditional distribution of the statistic $R_{k,n}$ differs depending on whether H_0 or H_1 holds, that make it possible to propose the discrimination test of these hypotheses. The following results discusses the asymptotic behavior of the statistic $R_{k,n}$ as $k, n \rightarrow \infty, k < n$, if H_0 holds.

Theorem 1 *If H_0 holds, then*

$$\sqrt{k}(R_{k,n} - 1) \xrightarrow{d} \xi \quad \text{as } k, n \rightarrow \infty,$$

where ξ is standard normal, $\xi \sim N(0, 1)$.

The above theorem allows us to propose the test distinguishing hypotheses H_0 and H_1 for the tail of the d.f. F :

$$\text{if } R_{k,n} \notin \left(1 + \frac{u_{\alpha/2}}{\sqrt{k}}, 1 + \frac{u_{1-\alpha/2}}{\sqrt{k}}\right), \text{ then } H_0 \text{ is rejected,} \quad (5)$$

where $u_{\alpha/2}$ and $u_{1-\alpha/2}$ are quantiles of the corresponding levels of the standard normal distribution. It is easy to see, that the test is asymptotical with the significance level α .

Next, the following result shows the consistency of the proposed test. Suppose that $x_{F_0}^* = x_{F_1}^* = +\infty \forall F_1 \in \Theta(F_0)$ (how to distinguish distributions with $x_{F_0}^* \neq x_{F_1}^*$, see [28, 5]). Suppose in addition, that H_0 does not hold and the tail of the d.f. F coincides with the tail of some d.f. F_1 , but not with the tail of F_0 . The consistency of the test (5) is shown in

Theorem 2 [(i)]

If H_1 holds, then

$$\sqrt{k} |R_{k,n} - 1| \xrightarrow{d} +\infty$$

as $k = k(n) \rightarrow \infty$, $k/n \rightarrow 0$, $n \rightarrow \infty$.

2. If $H_{1,\varepsilon}$ holds, then under the same conditions

$$\inf_{F_1 \in \Theta_\varepsilon(F_0)} \sqrt{k} |R_{k,n} - 1| \xrightarrow{d} +\infty.$$

Theorems 1, 2 justify the correctness of the statistical procedure proposed in (3). Consider two classes A_0 and A_1 of distribution tails. Consider the null hypothesis $\tilde{H}_0: F \in A_0$ and the alternative $\tilde{H}_1: F \in A_1$. Suppose that there exist such d.f. F_0 , that the conditions $B(G, F_0)$ and $B(F_0, H)$ are satisfied with some (may be different) ε and x_0 for arbitrary distribution functions $G \in A_0$ and $H \in A_1$.

Corollary 1 . *The procedure (3) testing the null hypothesis \tilde{H}_0 has the asymptotical significance level α . Moreover, the test is consistent if \tilde{H}_1 holds.*

Let us return to discussing the test (5). The proposed test allows us to distinguish the tails of two normal distributions with different variances, but we should weaken the B-condition (2) to be able to distinguish, for instance, the tails of two normal distributions with the same variances and different means. But weakening the B-condition implies imposing some conditions on the sequence $k(n)$.

Definition 2 *We say that distribution functions F and G satisfy the condition $C(F, G)$, if for some $\varepsilon > 0$ and x_0*

$$\frac{(1 - F(x))(-\ln(1 - F(x)))^\varepsilon}{1 - G(x)} \text{ is non-increasing as } x > x_0. \quad (6)$$

Let $\Theta'(F_0)$ be the class of the continuous distribution functions F_1 satisfying either $C(F_1, F_0)$ or $C(F_0, F_1)$ and the following condition: for some $\delta \in (0, 1)$

$$1 - F_1(x) \leq (1 - F_0(x))^\delta, \quad x > x_0. \quad (7)$$

It is easy to check that if F_0, F_1 satisfy either $C(F_0, F_1)$ or $C(F_1, F_0)$ with some $\varepsilon > 0$, then the same holds for all $\varepsilon_1, 0 < \varepsilon_1 < \varepsilon$. Set

$$\varepsilon'(F_0, F_1) = \max\{\varepsilon : F_0, F_1 \text{ } C(F_0, F_1), C(F_1, F_0) \varepsilon\}.$$

Let $\Theta'_\varepsilon(F_0)$ be the class of the continuous distribution functions F_1 satisfying (7) and either $C(F_1, F_0)$ or $C(F_0, F_1)$ with $\varepsilon'(F_0, F_1) \geq \varepsilon$. As before, consider the simple hypothesis $H_0: F = F_0$ and two alternatives $H'_1: F \in \Theta'(F_0)$, $H'_{1,\varepsilon}: F \in \Theta'_\varepsilon(F_0)$, suppose in addition that F_0 is continuous.

Theorem 3 [(i)]

If H'_1 holds, then,

$$\sqrt{k} |R_{k,n} - 1| \xrightarrow{d} +\infty$$

as $k/n \rightarrow 0, k^{1/2-\alpha}/\ln n \rightarrow +\infty$ for some $\alpha \in (0, 1/2)$, $n \rightarrow \infty$.

2. If $H'_{1,\varepsilon}$ holds, then under the same conditions

$$\inf_{F_1 \in \Theta'_\varepsilon(F_0)} \sqrt{k} |R_{k,n} - 1| \xrightarrow{d} +\infty.$$

5 Auxiliary results and proofs

5.1 Auxiliary results

Since the statistic $R_{k,n}$ depends only on higher order statistics of the sample, we cannot use directly the independence of the random variables (X_1, \dots, X_n) . So we consider the conditional distribution of the statistics $R_{k,n}$ given $X_{(n-k)} = q$ with the help of the following result.

Lemma [5, 3.4.1] *Let X, X_1, \dots, X_n be i.i.d. random variables with a common distribution function F and let $X_{(1)} \leq \dots \leq X_{(n)}$ be the n th order statistics. The joint distribution of the set of statistics $\{X_{(i)}\}_{i=n-k+1}^n$ given $X_{(n-k)} = q$ for some $k = 1, \dots, n-1$ agrees with the joint distribution of the set of order statistics $\{X_{(i)}^*\}_{i=1}^k$ of i.i.d. random variables $\{X_i^*\}_{i=1}^k$ with the common d.f.*

$$F_q(x) = P(X \leq x | X > q) = \frac{F(x) - F(q)}{1 - F(q)}, \quad x > q.$$

Let us call $F_q(x)$, $x > q$, the tail distribution function associated with the d.f. F . Consider two d.f. F , G and the random variable ξ_q with the d.f. G_q , $q \in \mathbb{R}$. We set

$$\eta_q = \ln \left(\frac{1 - F(q)}{1 - F(\xi_q)} \right).$$

It is easy to check, that $\eta_q \geq 0$ for all $q \in \mathbb{R}$. The crucial point in the proof of Theorem 2 is an investigation of the behavior of the random variable η_q .

Proposition 1 *Let F_q , G_q be the tail distribution functions associated with F and G respectively. Then*

1. *If $F_q(x) = G_q(x)$ for some x_0 , $q > x_0$, and all $x > q$, then η_q is standard exponential.*
2. *$G_q(x) \geq F_q(x)$ for all $x > q$ if and only if η_q is stochastically smaller than the standard exponential random variable.
 $G_q(x) \leq F_q(x)$ for all $x > q$ if and only if η_q is stochastically greater than the standard exponential random variable.*
3. *$G_q(x) \geq F_q(x)$ for all $x > q \geq x_0$ and some x_0 if and only if $(1 - G(x))/(1 - F(x))$ is the nonincreasing function as $x > x_0$.*

5.2 The proof of the proposition.

(i) Suppose that $F_q(x) = G_q(x)$ for all $x > q$, then for the d.f. of the random variable η_q we have

$$\begin{aligned} P(\eta_q \leq y) &= P \left(\ln \left(\frac{1 - F(q)}{1 - F(\xi_q)} \right) \leq y \right) = P \left(\frac{1 - F(q)}{1 - F(\xi_q)} \leq e^y \right) \\ &= P \left(F(\xi_q) \leq 1 - (1 - F(q))e^{-y} \right) = P \left(\xi_q \leq F^{\leftarrow} \left(1 - \frac{1 - F(q)}{e^y} \right) \right), \end{aligned} \tag{8}$$

with $F^{\leftarrow}(x) = \inf\{z : F(z) = x\}$. Besides, for the same value of y

$$P \left(\xi_q \leq F^{\leftarrow} \left(1 - \frac{1 - F(q)}{e^y} \right) \right) = \frac{F \left(F^{\leftarrow} \left(1 - \frac{1 - F(q)}{e^y} \right) \right) - F(q)}{1 - F(q)} = 1 - e^{-y}.$$

(ii) Suppose that for all $x > q$ and some $q \in \mathbb{R}$ the relation $G_q(x) \geq F_q(x)$ holds. From (8) and the relation $1 - (1 - F(q))e^{-y} \geq F(q)$ with $y \geq 0$ it follows

that

$$\begin{aligned}
P(\eta_q \leq y) &= \frac{G\left(F^{\leftarrow}\left(1 - \frac{1-F(q)}{e^y}\right)\right) - G(q)}{1 - G(q)} \\
&\geq \frac{F\left(F^{\leftarrow}\left(1 - \frac{1-F(q)}{e^y}\right)\right) - F(q)}{1 - F(q)} = 1 - e^{-y}, \tag{9}
\end{aligned}$$

the result required. Let us prove the assertion in the opposite direction. Suppose that η_q is stochastically smaller than the standard exponential random variable, i.e. $P(\eta_q \leq y) \geq 1 - e^{-y}$ with $y \geq 0$. Using (8), we have

$$\begin{aligned}
\frac{G\left(F^{\leftarrow}\left(1 - \frac{1-F(q)}{e^y}\right)\right) - G(q)}{1 - G(q)} \geq 1 - e^{-y} &\iff \frac{1 - G\left(F^{\leftarrow}\left(1 - \frac{1-F(q)}{e^y}\right)\right)}{1 - G(q)} \leq e^{-y} \\
&\iff G\left(F^{\leftarrow}\left(1 - \frac{1-F(q)}{e^y}\right)\right) \leq 1 - \frac{1 - G(q)}{e^y} \\
&\iff F^{\leftarrow}\left(1 - \frac{1-F(q)}{e^y}\right) \leq G^{\leftarrow}\left(1 - \frac{1 - G(q)}{e^y}\right).
\end{aligned}$$

Denote $z_F = F^{\leftarrow}(1 - e^{-y}(1 - F(q)))$ and $z_G = G^{\leftarrow}(1 - e^{-y}(1 - G(q)))$. Since $F(z_F) = 1 - e^{-y}(1 - F(q))$ and $G(z_G) = 1 - e^{-y}(1 - G(q))$, we have

$$e^{-y} = \frac{1 - G(z_G)}{1 - G(q)} = \frac{1 - F(z_F)}{1 - F(q)}.$$

Next, since $z_F \leq z_G$,

$$\frac{1 - F(z_F)}{1 - F(q)} = \frac{1 - G(z_G)}{1 - G(q)} \leq \frac{1 - G(z_F)}{1 - G(q)}.$$

This observation ends the proof, since $z_F \in [q, \infty)$. The proof of the second assertion of the item (ii) is similar.

(iii) We have

$$\begin{aligned}
\frac{G(x) - G(q)}{1 - G(q)} \geq \frac{F(x) - F(q)}{1 - F(q)} \quad \forall x > q \geq x_0 &\iff \frac{1 - G(x)}{1 - G(q)} \leq \frac{1 - F(x)}{1 - F(q)} \quad \forall x > q \geq x_0 \\
&\iff \frac{1 - G(x)}{1 - F(x)} \leq \frac{1 - G(q)}{1 - F(q)} \quad \forall x > q \geq x_0 \\
&\iff \frac{1 - G(x)}{1 - F(x)} \text{ is nonincreasing for all } x > x_0.
\end{aligned}$$

5.3 The proof of Theorem 1

The proof of Theorem 1 is evident, the same steps are used in extreme value theory to prove the consistency of the Hill's estimator of extreme value index (see [5, lemma 3.2.3] and its proof). Though, let us give the proof of Theorem 1. In assumptions of Theorem 1 $F_0(X_1)$ has a uniform distribution on the interval $[0, 1]$, $F_0(X_1) \sim U[0, 1]$, hence $-\ln(1 - F_0(X))$ is standard exponential. From Rényi's representation (see [5]) it follows that

$$\left\{ -\ln(1 - F_0(X_{(n-i)})) + \ln(1 - F_0(X_{(n-k)})) \right\}_{i=0}^{k-1} \stackrel{d}{=} \left\{ \sum_{j=i+1}^k \frac{E_{n-j+1}}{j} \right\}_{i=0}^{k-1},$$

where E_1, E_2, \dots are independent standard exponential random variables. Therefore, the distribution of the left part does not depend on n and

$$\left\{ -\ln(1 - F_0(X_{(n-i)})) + \ln(1 - F_0(X_{(n-k)})) \right\}_{i=0}^{k-1} \stackrel{d}{=} \{E_{(k-i)}\}_{i=0}^{k-1},$$

where $E_{(1)} \leq \dots \leq E_{(k)}$ are the k th order statistics of $\{E_i\}_{i=1}^k$.

$$\sqrt{k}(R_{k,n} - 1) \stackrel{d}{=} \sqrt{k} \left(\frac{1}{k} \sum_{i=0}^{k-1} E_{(k-i)} - 1 \right) = \sqrt{k} \left(\frac{1}{k} \sum_{j=1}^k E_j - 1 \right),$$

and the result follows from the fact that the characteristic function of the right-hand side tends to the characteristic function of the standard normal distribution as $k \rightarrow \infty$.

5.4 The proof of Theorem 2

Let us prove the item (i) at first. The scheme of the proof includes the steps that are similar to ones using in works [24, 25]. Consider the asymptotic behaviour of the statistic $R_{k,n}$ as $n \rightarrow \infty$. Denote

$$Y_i = \ln(1 - F_0(q)) - \ln(1 - F_0(X_i^*)),$$

where $\{X_i^*\}_{i=1}^k$ are i.i.d. random variables introduced in Lemma with the d.f.

$$F_q(x) = \frac{F_1(x) - F_1(q)}{1 - F_1(q)}, \quad q < x.$$

Assuming $F = F_0$ and $G = F_1$, we have $Y_i \stackrel{d}{=} \eta_q$, $i \in \{1, \dots, k\}$. It follows from Lemma, that the joint conditional distribution of the k th order statistics

$\{Y_{(i)}\}_{i=1}^k$ of the sample $\{Y_j\}_{j=1}^k$ given $X_{(n-k)} = q$ equals the joint distribution of the k th order statistics $\{Z_{(j)}\}_{j=1}^k$ of the sample $\{Z_j\}_{j=1}^k$, where

$$Z_j = \ln(1 - F_0(X_{(n-k)})) - \ln(1 - F_0(X_{(n-j+1)})), \quad j = 1, \dots, k.$$

Next, we see that

$$R_{k,n} = \frac{1}{k} \sum_{i=1}^k Z_i.$$

Therefore, the conditional distribution of $R_{k,n}$ given $X_{(n-k)} = q$ agrees with the distribution of the statistic $\frac{1}{k} \sum_{i=1}^k Y_i$. Next, the distribution functions F_1 and F_0 satisfy either the condition $B(F_0, F_1)$ or the condition $B(F_1, F_0)$ under the assumptions of Theorem 2. Firstly suppose that $B(F_0, F_1)$ is satisfied for some $\varepsilon > 0$ and x_0 . Since $x^* = +\infty$, then $X_{(n-k_n)} \rightarrow +\infty$ a.s., so we can only consider the case $q > x_0$. The item (iii) of Proposition implies, that

$$\frac{1 - F_1(x)}{1 - F_1(x_0)} \geq \frac{(1 - F_0(x))^{1-\varepsilon}}{(1 - F_0(x_0))^{1-\varepsilon}}, \quad x > x_0.$$

Using (9), we have

$$\begin{aligned} P(Y_1 \leq x) &= 1 - \frac{1 - F_1\left(F_0^{\leftarrow}\left(1 - \frac{1 - F_0(q)}{e^x}\right)\right)}{1 - F_1(q)} \\ &\leq 1 - \frac{\left(1 - F_0\left(F_0^{\leftarrow}\left(1 - \frac{1 - F_0(q)}{e^x}\right)\right)\right)^{1-\varepsilon}}{(1 - F_0(q))^{1-\varepsilon}} = 1 - e^{-(1-\varepsilon)x}, \end{aligned}$$

therefore Y_1 is stochastically greater than a random variable $E \sim \text{Exp}(1 - \varepsilon)$, written $Y_1 \gg E$. Next, let E_1, \dots, E_{k_n} be i.i.d. random variables with the common d.f. $H(x) = 1 - e^{-(1-\varepsilon)x}$, then

$$\sqrt{k} \left(\frac{1}{k} \sum_{i=1}^k Y_i - 1 \right) \gg \sqrt{k} \left(\frac{1}{k} \sum_{i=1}^k E_i - 1 \right). \quad (10)$$

Since (10) holds for all $q > x_0$ and $X_{(n-k)} \rightarrow +\infty$ a.s. as $n \rightarrow \infty$, then under the conditions of Theorem 2 we have

$$\sqrt{k}(R_{k,n} - 1) \gg \sqrt{k} \left(\frac{1}{k} \sum_{i=1}^k E_i - 1 \right). \quad (11)$$

From the Lindeberg–Feller central limit theorem,

$$(1 - \varepsilon)\sqrt{k} \left(\frac{1}{k} \sum_{i=1}^k E_i - \frac{1}{1 - \varepsilon} \right) \xrightarrow{d} \xi \sim N(0, 1), \quad n \rightarrow \infty,$$

hence

$$\sqrt{k} \left(\frac{1}{k} \sum_{i=1}^k E_i - 1 \right) \xrightarrow{P} +\infty, \quad n \rightarrow \infty. \quad (12)$$

Finally, using (11), we have

$$\sqrt{k}(R_{k,n} - 1) \xrightarrow{P} +\infty, \quad n \rightarrow \infty. \quad (13)$$

If the condition $B(F_1, F_0)$ holds, then using the similar steps, we have

$$\sqrt{k}(R_{k,n} - 1) \xrightarrow{P} -\infty, \quad n \rightarrow \infty. \quad (14)$$

The second assertion of the theorem follows easily from (11) and (12).

5.5 The proof of the corollary

As it follows from (13) and (14), if \tilde{H}_0 holds, then $\sqrt{k}(R_{k,n} - 1) \xrightarrow{P} +\infty$ as $n \rightarrow \infty$. On the other hand, if \tilde{H}_1 holds, then $\sqrt{k}(R_{k,n} - 1) \xrightarrow{P} -\infty$ as $n \rightarrow \infty$, and it proves that the test (3) is consistent.

5.6 The proof of Theorem 3

Let us prove the item (i) at first. Denote $\bar{F}(x) = 1 - F(x)$. Using the notation of Theorem 2, find the distribution of the random variable Y_1 . Suppose, that the condition $C(F_0, F_1)$ is satisfied. Using (9) and the item (iii) of proposition,

$$\begin{aligned} P(Y_1 \leq x) &= 1 - \frac{\bar{F}_1(\bar{F}_0^{\leftarrow}(\bar{F}_0(q)e^{-x}))}{\bar{F}_1(q)} \\ &\leq 1 - \frac{\bar{F}_0(q)e^{-x} (-\ln(\bar{F}_0(q)e^{-x}))^\varepsilon}{\bar{F}(q)(-\ln \bar{F}_0(q))^\varepsilon} = 1 - e^{-x} \left(1 + \frac{x}{-\ln \bar{F}_0(q)} \right)^\varepsilon. \end{aligned}$$

For $\varepsilon, c \in (0, 1)$ we have

$$(1 + cx)^\varepsilon \geq 1 + c\varepsilon - c\varepsilon e^{-x}, \quad x \geq 0,$$

and $G(x) = 1 - e^{-x}(1 + c\varepsilon - c\varepsilon e^{-x})$ is the distribution function. Therefore,

$$P(Y_1 \leq x) \geq 1 - e^{-x} - \frac{\varepsilon}{-\ln \overline{F}_0(q)}(1 - e^{-x}).$$

Further, let $\zeta, \zeta_1, \dots, \zeta_k$ be i.i.d. random variables with such d.f. Similarly to the proof of Theorem 2, we have

$$\sqrt{k} \left(\frac{1}{k} \sum_{i=1}^k Y_i - 1 \right) \gg \sqrt{k} \left(\frac{1}{k} \sum_{i=1}^k \zeta_i - 1 \right). \quad (15)$$

It is easy to see, that

$$E\zeta = 1 + \frac{\varepsilon}{-2 \ln \overline{F}_0(q)}, \text{Var } \zeta = 1 - \left(\frac{\varepsilon}{-2 \ln \overline{F}_0(q)} \right)^2,$$

so we obtain

$$\sqrt{k} \left(\frac{1}{k} \sum_{i=1}^k \zeta_i - 1 \right) = \sqrt{k} \left(\frac{1}{k} \sum_{i=1}^k \zeta_i - E\zeta \right) + \sqrt{k} \frac{\varepsilon}{-2 \ln \overline{F}_0(q)}. \quad (16)$$

Now consider the statistic $\sqrt{k}/\ln \overline{F}_0(X_{(n-k)})$. Introduce $R_i = \overline{F}_1(X_i)$, $i = 1, \dots, n$. Since F_1 is continuous, then R_1, \dots, R_n are independent standard uniform random variables and $R_{(k)} = \overline{F}_1(X_{(n-k)})$. An appeal to [5, theorem 2.2.1] shows that

$$\frac{n}{\sqrt{k}} \left(R_{(k)} - \frac{k}{n} \right) \xrightarrow{d} N(0, 1), \quad n \rightarrow \infty. \quad (17)$$

Applying the Delta Method (see, for instance, [29]) with the function $f(x) = -x/\ln x$, we have

$$\frac{n}{\sqrt{k}} \left(\frac{R_{(k)}}{-\ln R_{(k)}} - \frac{k/n}{-\ln(k/n)} \right) \xrightarrow{P} 0, \quad n \rightarrow \infty,$$

therefore under the conditions of Theorem 3,

$$f' \left(\frac{k}{n} \right) = -\frac{1}{\ln(n/k)} + \frac{1}{(\ln(n/k))^2} \rightarrow 0, \quad n \rightarrow \infty.$$

Further,

$$\frac{n}{\sqrt{k}} \left(\frac{R_{(k)}}{\ln R_{(k)}} - \frac{k/n}{\ln(k/n)} \right) = \frac{n}{\sqrt{k}} \left(\frac{R_{(k)}}{\ln R_{(k)}} - \frac{k/n}{\ln(R_{(k)})} \right) + \sqrt{k} \left(\frac{1}{\ln R_{(k)}} - \frac{1}{\ln(k/n)} \right),$$

and from (17) it follows that the first summand in the right hand converges to 0 in probability as $n \rightarrow \infty$. Thus,

$$\sqrt{k} \left(\frac{1}{\ln R_{(k)}} - \frac{1}{\ln(k/n)} \right) \xrightarrow{P} 0, \quad n \rightarrow \infty,$$

and under conditions of Theorem 3

$$\frac{\sqrt{k}}{-\ln R_{(k)}} = \sqrt{k} \left(\frac{1}{-\ln R_{(k)}} - \frac{1}{-\ln(k/n)} \right) + \frac{\sqrt{k}}{-\ln(k/n)} \xrightarrow{P} +\infty, \quad n \rightarrow \infty.$$

On the other hand, using (7), we have

$$\frac{\sqrt{k}}{-\ln \bar{F}_0(X_{(n-k)})} = \frac{\sqrt{k}}{-\ln \bar{F}_0(\bar{F}_1^{\leftarrow}(R_{(k)}))} \geq \frac{\sqrt{k}}{-\delta^{-1} \ln R_{(k)}} \xrightarrow{P} +\infty \quad (18)$$

as $n \rightarrow \infty$. Next, from the Law of Large Numbers for triangular arrays (see [30]) it follows that for all $\epsilon > 0$

$$\sqrt{k} \left(\frac{1}{k} \sum_{i=1}^k \zeta_i - 1 \right) = o_P(k^\epsilon), \quad n \rightarrow \infty,$$

i.e. the term in the left hand is asymptotically smaller in probability than k^ϵ . Thus, for all q given $X_{(n-k)} = q$

$$\sqrt{k} \left(\frac{1}{k} \sum_{i=1}^k Y_i - 1 \right) \xrightarrow{P} +\infty, \quad n \rightarrow \infty,$$

and finally

$$\sqrt{k}(R_{k,n} - 1) \xrightarrow{P} +\infty, \quad n \rightarrow \infty.$$

If the condition $C(F_1, F_0)$ is satisfied, then

$$\sqrt{k_n}(R_{k,n} - 1) \xrightarrow{P} -\infty, \quad n \rightarrow \infty,$$

and the proof is similar. The second assertion of Theorem follows easily from (15), (16) and (18).

The author is grateful to Prof. V. I. Piterbarg for his invaluable help in the preparation of the manuscript.

References

- [1] Goldie, C.M. and Smith, R.L., Slow Variation with Remainder: Theory and Applications, *Quart. J. Math. Oxford Ser. (2)*, 1987, vol. 38, no. 1, pp. 45–71.
- [2] Guilbaud, O., Exact Kolmogorov-type Test for Left-Truncated and/or Right-Censored Data, *J. Amer. Statist. Assoc.*, 1988, vol. 83, no. 401, pp. 213–221.
- [3] Chernobai, A., Menn, C., Rachev, S.T., and Trück, S., Estimation of Operational Value-at-Risk in the Presence of Minimum Collection Thresholds, *Tech. Report of the Univ. of California*, Santa Barbara, CA, USA, 2005.
- [4] Beirlant, T., Goegebeur, Y., Teugels, J., and Segers, J., *Statistics of Extremes: Theory and Applications*, Hoboken, NJ: Wiley, 2004.
- [5] de Haan, L. and Ferreira, A., *Extreme Value Theory: An Introduction*, New York: Springer, 2006.
- [6] Gnedenko, B.V., Sur la distribution limite du terme maximum d’une série aléatoire, *Ann. Math. Ser. (2)*, 1943, vol. 44, no. 3, pp. 423–453.
- [7] Bingham, N.H., Goldie, C.M., and Teugels, J.L., *Regular Variation*, Cambridge: Cambridge Univ. Press, 1987.
- [8] de Haan, L. and Resnick, S., Second-Order Regular Variation and Rates of Convergence in Extreme-Value Theory, *Ann. Probab.*, 1996, vol. 24, no. 1, pp. 97–124.
- [9] Pickands, J., III, Statistical Inference Using Extreme Order Statistics, *Ann. Statist.*, 1975, vol. 3, no. 1, pp. 119–131.
- [10] Hall, P., On Some Simple Estimates of an Exponent of Regular Variation, *J. Roy. Statist. Soc. Ser. B*, 1982, vol. 44, no. 1, pp. 37–42.
- [11] Beirlant, T. and Teugels, J.L., Asymptotics of Hill’s Estimator, *Teor. Veroyatnost. i Primenen.*, 1986, vol. 31, no. 3, pp. 530–536 [*Theory Probab. Appl.* (Reprint), 1987, vol. 31, no. 3, pp. 463–469].
- [12] Martins, M.J., Estimação de Caudas Pesadas – Variantes ao Estimador de Hill (Heavy Tails Estimation—Variants to the Hill Estimator), *PhD Thesis*, Univ. of Lisbon, Portugal, 2000.

- [13] Fraga Alves, M.I., de Haan, L., and Lin, T., Estimation of the Parameter Controlling the Speed of Convergence in Extreme Value Theory, *Math. Methods Statist.*, 2003, vol. 12, no. 2, pp. 155–176.
- [14] Drees, H., Ferreira, A., and de Haan, L., On Maximum Likelihood Estimation of the Extreme Value Index, *Ann. Appl. Probab.*, 2004, vol. 14, no. 3, pp. 1179–1201.
- [15] Fraga Alves, M.I., Gomes, M.I., and de Haan, L., A New Class of Semi-Parametric Estimators of the Second Order Parameter, *Port. Math. (N.S.)*, 2003, vol. 60, no. 2, pp. 193–213.
- [16] Smith, R.L., Estimating Tails of Probability Distributions, *Ann. Statist.*, 1987, vol. 15, no. 3, pp. 1174–1207.
- [17] de Haan, L. and Sinha, A.K., Estimating the Probability of a Rare Event, *Ann. Statist.*, 1999, vol. 27, no. 2, pp. 732–759.
- [18] Drees, H., de Haan, L., and Li, D., Approximations to the Tail Empirical Distribution Function with Application to Testing Extreme Value Conditions, *J. Statist. Plann. Inference*, 2006, vol. 136, no. 10, pp. 3498–3538.
- [19] Fraga Alves, I., de Haan, L., and Neves, C., A Test Procedure for Detecting Super-Heavy Tails, *J. Statist. Plann. Inference*, 2009, vol. 139, no. 2, pp. 213–227.
- [20] Gardes, L., Girard, S., and Guillou, A., Weibull Tail-Distributions Revisited: A New Look at Some Tail Estimators, *J. Statist. Plann. Inference*, 2009, vol. 141, no. 1, pp. 429–444.
- [21] Hill, B.M., A Simple General Approach to Inference about the Tail of a Distribution, *Ann. Statist.*, 1975, vol. 3, no. 5, pp. 1163–1174.
- [22] Berred, M., Record Values and the Estimation of the Weibull Tail-Coefficient, *C. R. Acad. Sci. Paris Sér. I Math.*, 1991, vol. 312, no. 12, pp. 943–946.
- [23] Diebolt, J., Gardes, L., Girard, S., and Guillou, A., Bias-Reduced Estimators of the Weibull Tail-Coefficient, *TEST*, 2008, vol. 17, no. 2, pp. 311–331.
- [24] Rodionov, I.V., Discrimination between Close Hypotheses by Maximum Terms of a Variational Series, to appear in *Teor. Veroyatnost. i Primenen.*

- [25] Rodionov, I.V., A Discrimination Test for Tails of Weibull-type Distributions, *Teor. Veroyatnost. i Primenen.*, 2018, vol. 63, no. 2, pp. 402–413.
- [26] Gardes, L. and Girard, S., Comparison of Weibull Tail-Coefficient Estimators, *REVSTAT*, 2006, vol. 4, no. 2, pp. 163–188.
- [27] Fraga Alves, M.I. and Neves, C., Reiss and Thomas' Automatic Selection of the Number of Extremes, *Comput. Statist. Data Anal.*, 2004, vol. 47, no. 4, pp. 689–704.
- [28] Falk, M., Some Best Estimators for Distributions with Finite Endpoint, *Statistics*, 1995, vol. 27, no. 1–2, pp. 115–125.
- [29] Resnick, S.I., *A Probability Path*, Boston: Birkhäuser, 1999.
- [30] Mikusheva, A.E., The Law of Large Numbers and the Logarithmic Law for Arrays, *Fundam. Prikl. Mat.*, 2000, vol. 6, no. 1, pp. 195–206.