

Finding Safe Zones of policies Markov Decision Processes

Lee Cohen* Yishay Mansour† Michal Moshkovitz‡

February 24, 2022

Abstract

Given a policy, we define a **SAFEZONE** as a subset of states, such that most of the policy’s trajectories are confined to this subset. The quality of the **SAFEZONE** is parameterized by the number of states and the escape probability, i.e., the probability that a random trajectory will leave the subset. **SAFEZONES** are especially interesting when they have a small number of states and low escape probability. We study the complexity of finding optimal **SAFEZONES**, and show that in general the problem is computationally hard. For this reason we concentrate on computing approximate **SAFEZONES**. Our main result is a bi-criteria approximation algorithm which gives a factor of almost 2 approximation for both the escape probability and **SAFEZONE** size, using a polynomial size sample complexity. We conclude the paper with an empirical evaluation of our algorithm.

1 Introduction

In reinforcement learning (RL), most research deals with the problem of learning the optimal policy for some Markov decision process (MDP). One notable exception for that is Safe RL, that addresses the concept of safety. Safe RL focuses on finding the best policy that meets safety requirements. Typically, these problems are handled in the RL literature by adjusting the objective to include safety requirements and then optimizing over it, or incorporating additional safety constraints to the exploration.

Anomaly Detection is the problem of identifying patterns in data that do not correspond to what is expected, i.e., anomalies. Anomaly Detection addresses a variety of applications: cyber-security, fraud detection, failure detection, etc. (see Chandola et al. [6] for survey).

In this paper, we introduce the **SAFEZONE** problem, that addresses anomaly detection and safe RL. Consider a policy for a finite horizon Markov decision process (MDP). The policy induces Markov Chain (MC) on the MDP. Given a subset of states, we define the *escape probability* to be the probability that a random trajectory is not contained in this subset. A **SAFEZONE** is a subset of states whose quality is measured by its’ escape probability and size. If a **SAFEZONE** has low escape probability, we consider it *safe*. We emphasize that safety is policy-dependent and different policies have different **SAFEZONES**.

*Tel Aviv University. Email: leecohencs@gmail.com.

†Tel Aviv University and Google Research. Email: mansour.yishay@gmail.com.

‡Tel Aviv University. Email: moshkovitz5@mail.tau.ac.il.

Trivial SAFEZONE solutions are the entire set of states (which is maximal size with minimal escape probability of 0), and the empty set (which has minimal size but with maximal escape probability of 1). We are interested to find SAFEZONE with a good tradeoff: namely a relatively small set size with small escape probability. More precisely, given a bound over the escape probability, $\rho > 0$, the goal of the learner is, using trajectory sampling, to find the smallest SAFEZONE with escape probability at most ρ . We address unknown environment, by which we mean no prior knowledge on the transition function or the policy used. The learner only has access to random trajectories generated by the induced Markov chain. For many applications, if there exists such a small SAFEZONE set it is useful to find it.

Consider for example automatic robotic arm that assembles products. If something unusual happened during the assembly of a product, it might result in a malfunctioning product, and in that case the operator should be notified (anomaly detection). On the other hand, we would not like to call the operator too often. If we find a SAFEZONE, we can make sure that we notify the operator only in the rare events the production process (trajectory) escapes it. Furthermore, if the SAFEZONE is small, the manufacturer can potentially test the SAFEZONE states and verify their compliance, ensuring that the majority of products are well constructed for a significantly lower testing budget. Another useful application is in transportation design. For example, given data regarding bicycle commutes (not necessarily done on bicycle lanes) in a populated areas, pave bike lanes in the SAFEZONE, namely in a way that would accommodate popular commutes, from starting point to destination. Making cycling safer and more accessible would also promote it as a viable transportation option, which in turn benefit the environment [23].

Other motivations include imitation learning with compact policy representation. Namely, design a smaller state policy that preforms well for most cases but might be undefined on some states. In this case, trajectories that reach undefined states have zero reward, and such trajectories are captured by the escape probability.

Our work can also be viewed through the lens of explainable RL, where the goal is to explain a specific policy. SAFEZONE is a new post-hoc explanation of the summarization type [1]. For example, for the bicycle network design, a municipality could explain to its community the design that was chosen.

Our results include approximation algorithms for the SAFEZONE problem, which we show is NP-hard, even when the model is given and the horizon is small ($H = 2$). We are interested in a good tradeoff between the escape probability of the SAFEZONE and its size. Our algorithms are evaluated based on two criteria: their approximation factors (w.r.t. the escape probability bound and the optimal set size for this bound), and their trajectory sample complexity bounds (e.g., Even-Dar et al. [8]).

Our results are the following:

1. Introducing the SAFEZONE problem (formalized in Section 2), and some of its applications.
2. We explore naive approaches, namely greedy algorithms that select SAFEZONES based on state distributions and trajectory sampling. In addition, we show cases in which their solutions are far from optimal, either in terms of high escape probability or significantly larger set size (see Section 3).
3. We design FINDING SAFEZONE, an efficient approximation algorithm with provable guarantees. The algorithm return a SAFEZONE which is slightly more than twice the size and twice the

escape probability compared to the optimal (see Section 4).

4. We show that the problem is hard, even for known environment setting, namely even when the induced Markov chain is given, finding a SAFEZONE is NP-hard, even for horizon $H = 2$ (see Section 5).
5. We conclude the paper with an empirical demonstration in Section 6, comparing the performance of the naive approaches to FINDING SAFEZONE and show that different policies might lead to completely different SAFEZONES.

For brevity, some algorithms and (full) proofs are relegated to the appendix.

Trajectory escaping. The SAFEZONE problem deals escaping trajectories. In particular, given a SAFEZONE, a trajectory escapes it, no matter if only one of its states is outside the SAFEZONE or all of them. A related, yet very different problem, is that of minimizing a subset size, such that the expected number of states outside the set is minimized. This related problem, while significantly easier (as it is solved by returning the most visited states), does not apply to the applications we described earlier. For example, consider the bicycle network design motivation. We want the rider to have a smooth and safe cycling experience end-to-end. Hence the entire route must be inside the subset. In Section 3, we show that the solution for the SAFEZONE does not necessarily overlaps with the most visited states. Furthermore, simply returning states which appeared in trajectory samples could result in a set size far from optimal.

1.1 Related Work

MDPs have been studied extensively in the context of decision making in particular by the Reinforcement Learning (RL) community (see Puterman [20] for a broad background on MDPs, and Sutton & Barto [21] for background on reinforcement learning).

Safe RL A related line of research is safe RL, where the goal of the learner is to find the best policy that satisfies safety guarantees. The two main methodologies to handle such problems are: (1) altering the objective to include the safety requirement and optimizing over it, and (2) adding additional safety constraints to the exploration part. See [19, 7, 25, 13, 12] for recent works and [10, 3] for surveys. In our work, the goal is not to find the optimal policy, but rather given a policy, finding its SAFEZONE. The SAFEZONE is not characterized by specific requirements, and might not be unique. Moreover, beyond the MDP, the solution very much depends on the given policy.

Imitation Learning. In imitation learning, the learner observes a policy behaviour and wants to imitate it (see [14] for survey). Similar to imitation learning, we are given access to samples of a given policy. In contrast, rather than imitating the policy we find the policy’s SAFEZONE, which is an important property of the policy.

Approximate MDP equivalence. Another related research line is that of finding an (almost) equivalent minimal model for a given MDP, where the goal is that the optimal policy on the (almost) equivalent model induces an (approximately) optimal policy in the original MDP, e.g., [11, 9]. This line of works and ours differ in that we do not try to modify the MDP (e.g., cluster similar states),

but rather to find a **SAFEZONE**, a property which is defined for the existing MDP and a specific policy.

Explainability. In explainability, the goal is to provide a post-hoc explanation to a specific given model [17], e.g., using decision trees [4, 18], influential examples [15], or a local approximation explanations [16]. We focus on explainability for reinforcement learning, and specifically we suggest a new summarization explanation through our **SAFEZONE** Amir & Amir [2].

2 The Safe Zone Problem

We model the problem using a Markov model with finite horizon $H > 1$. Formally, there is a Markov chain (MC) $\langle \mathcal{S}, P, s_0 \rangle$ where \mathcal{S} is the set of states, $s_0 \in \mathcal{S}$ is the initial state and $P : \mathcal{S} \times \mathcal{S} \rightarrow [0, 1]$ is the transition function that maps a pair of states into probability by $P(s, s') = \Pr[s_{t+1} = s' | s_t = s]$. We assume the transition function P is induced by a policy $\pi : \mathcal{S} \rightarrow \text{Simplex}^{\mathcal{A}}$ on a MDP $\langle \mathcal{S}, s_0, P', \mathcal{A} \rangle$ with transition function $P' : \mathcal{S} \times \mathcal{A} \times \mathcal{S} \rightarrow [0, 1]$ such that $P(s, s') = \sum_{a \in \mathcal{A}} P'(s, a, s') \cdot \pi(a|s)$ for all $s, s' \in \mathcal{S}$ (though any MC can be generated this way, thus our theoretical guarantees apply for general MCs).

A *trajectory* $\tau = (s_0, \dots, s_H)$ starts in the initial state s_0 and followed by a sequence of H states generated by P , i.e., $\Pr[s_{i+1} = s' | s_i = s] = P(s, s')$ for all $i \in [H]$, where $[H] := \{1, \dots, H\}$. We abuse the notation and regard a trajectory τ both as a sequence and a set.

Given a subset of states $F \subseteq \mathcal{S}$, a trajectory τ *escapes* F if it contains at least one state $s \in \tau$ such that $s \notin F$, i.e., $\tau \not\subseteq F$. We refer to the probability that a random trajectory escapes F as *escape probability* and denote it by $\Delta(F) = \Pr_{\tau}[\tau \not\subseteq F]$. We call F a ρ -safe (w.r.t. the model $\langle \mathcal{S}, s_0, P \rangle$) if its escape probability, $\Delta(F)$, is at most ρ . Formally,

Definition 1. A set $F \subseteq \mathcal{S}$ is ρ -safe if

$$\Delta(F) := \Pr_{\tau}[\tau \not\subseteq F] \leq \rho,$$

where τ is a random trajectory.

A set $F \subseteq \mathcal{S}$ is called (ρ, k) -SAFEZONE if F is ρ -safe and $|F| \leq k$. Given a safety parameter $\rho \in (0, 1)$, we denote the smallest size ρ -safe set by $k^*(\rho)$:

$$k^*(\rho) = \min_{F \subseteq \mathcal{S} \text{ is } \rho\text{-safe}} |F|.$$

Whenever the discussed parameter ρ is clear from the context we use k^* instead of $k^*(\rho)$. We remark that there might be multiple different (ρ, k) -SAFEZONE sets.

The learner knows the set of states, \mathcal{S} , the initial state, s_0 , and the horizon H . However, the transition function P and the minimal size of the ρ -safe set, k^* , are unknown to the learner. Instead, the learner receives information about the model from sampling trajectories from the distribution induced by P .

Given $\rho > 0$, the ultimate goal of the learner would have been to find a $(\rho, k^*(\rho))$ -SAFEZONE. However, as we show in Section 5, finding a $(\rho, k^*(\rho))$ -SAFEZONE is NP-hard, even when the transition function P is known. This is why we loosen the objective to find a bi-criteria

ALGORITHM	SAFE	SET SIZE
GREEDY BY THRESHOLD	2ρ	k^*H/ρ
SIMULATION	2ρ	$O(k^*H \ln k^*)$
GREEDY AT EACH STEP*	ρH	k^*
FINDING SAFEZONE	$2\rho + 2\epsilon$	$(2 + \delta)k^*$

Table 1: Upper bounds for safety and size.

* Only for layered MDPs.

approximation (k', ρ') –SAFEZONE . (Bi-criteria approximations are widely studied in approximation and online algorithms [22, 24].) In our setting, given ρ the objective is to find a set F which is (k', ρ') –SAFEZONE with minimal size $k' \geq k^*$ and minimal escape probability $\rho' \geq \rho$. In addition, we are interested in minimizing the sample complexity.

Notice that the learner can efficiently verify, with high probability, whether a set F is approximately ρ –safe or not, as we formalize in the next proposition. The following proposition follows directly from Lemma 17.

Proposition 2. *There exists an efficient algorithm such that for every set $F \subseteq \mathcal{S}$ and parameters $\rho, \lambda > 0$, the algorithm samples $O(\frac{1}{\epsilon^2} \ln \frac{1}{\lambda})$ random trajectories and returns $\hat{\Delta}(F)$, such that with probability at most λ we have $|\Delta(F) - \hat{\Delta}(F)| \geq \epsilon$.*

2.1 Summary of Contributions

We summarize the results of all the algorithms that appear in the paper in Table 1. The bounds of GREEDY BY THRESHOLD and GREEDY AT EACH STEP requires the Markov Chain model as input, and a pre-processing step that takes $O(|\mathcal{S}|^2 H)$ time. Additionally, the bounds for first three algorithms (the naive approaches) requires an additional knowledge of $k^*(\rho)$. The sample complexities of SIMULATION is bounded by $\text{poly}(k^*, \frac{1}{\rho})$, and of FINDING SAFEZONE Algorithm is bounded by $\text{poly}(k^*, H, \frac{1}{\epsilon}, \frac{1}{\delta})$ for some parameters $\epsilon, \delta \in (0, 1)$.

Beyond the upper bounds, for each of the first three algorithms (the naive approaches) we provide instances that show that the are tight up to a constant.

The following theorem is an informal statement of our main theorem, Theorem 9.

Theorem 3. *For every $\rho, \epsilon, \delta > 0$, with probability ≥ 0.99 there exists an algorithm that returns a set which is $(2\rho + 2\epsilon, (2 + \delta)k^*)$ – SAFEZONE.*

In addition to the sample complexity, the running time of the algorithm is also bounded by $\text{poly}(k^*, H, \frac{1}{\delta}, \frac{1}{\epsilon})$.

We empirically evaluate the suggested algorithms on a grid-world instance (where the goal is to reach an absorbing state), showing that FINDING SAFEZONE outperforms the naive approaches. Moreover, we show that different policies have qualitatively different SAFEZONES.

Finally, an informal statement of Theorem 11.

Theorem 4. *SAFEZONE is NP-hard.*

3 Gentle Start

This section explains and analyzes various naive algorithms to the SAFEZONE problem. We show that even if the transition function is known in advance, these naive algorithms result in outputs that are far from optimal. To describe the algorithms, we define for each state s the probability to appear in a random trajectory and denote it by $p(s) = \Pr_\tau[s \in \tau] \in [0, 1]$. Note that $\sum_{s \in \mathcal{S}} p(s)$ is a number between 1 and H (e.g., $p(s_0) = 1$), and can be estimated efficiently using dynamic programming if the environment and policy are known and sampling otherwise. To be precise, some of the algorithms assume the probabilities $\{p(s)\}_{s \in \mathcal{S}}$ are received as input.

Greedy by Threshold Algorithm. The algorithm gets, in addition to ρ , the distribution p and a parameter $\beta > 0$ as input. It returns a set F that contains all states s with probability at least β , i.e., $p(s) \geq \beta$. We formalize this idea as Algorithm 4 in Appendix A. For $\beta = \frac{\rho}{k^*}$, the output of the algorithm is $(2\rho, \frac{k^*H}{\rho})$ - SAFEZONE. More generally, we prove the following lemma.

Lemma 5. *For any $\rho, \beta \in (0, 1)$, the GREEDY BY THRESHOLD ALGORITHM returns a set that is $(\rho + k^*\beta, \frac{H}{\beta})$ - SAFEZONE. In particular, for $\beta = \frac{\rho}{k^*}$, this set is $(2\rho, \frac{k^*H}{\rho})$ - SAFEZONE.*

While it is clear why there are instances for which the safety tight, Lemma 13 in Appendix A shows that the set size is tight as well.

Simulation Algorithm. The algorithm samples $O(\frac{\ln k^*}{\beta})$ random trajectories and returns a set F with all the states in these trajectories. It is formalized in Appendix A as Algorithm 5.

Lemma 6. *Fix $\rho, \beta \in (0, 1)$. With probability at least 0.99, SIMULATION Algorithm returns a set that is $(\rho + k^*\beta, O(k^* + \frac{\rho H \ln k^*}{\beta}))$ - SAFEZONE. In particular, for $\beta = \frac{\rho}{k^*}$, this set is $(2\rho, O(k^*H \ln k^*))$ - SAFEZONE.*

While the algorithm achieves a low escape probability, only 2ρ , in Lemma 14 in the appendix we prove that the size of F is tight up to a constant, i.e., we show an MDP instance where $|F| = \Omega(k^*H \ln k^*)$. The algorithms presented so far were approximately safe (i.e., low escape probability), but the returned set size was large. Without any further assumptions, the following algorithm provides a $(\rho H, Hk^*)$ - SAFEZONE, thus not improving the previous algorithms. However, when considering MDPs with a special structure it provides an optimal sized SAFEZONE, at the price of large escape probability.

Greedy at Each Step Algorithm. For the analysis of the next algorithm we assume the MDP is *layered*, i.e., there are no states that appear in more than a single time step and denote $\mathcal{S} = \bigcup_{i=1}^H \mathcal{S}_i$. I.e., the transitions $P(s, s')$ are nonzero only for $s' \in \mathcal{S}_{i+1}$ and $s \in \mathcal{S}_i$. The GREEDY AT EACH STEP ALGORITHM, sometimes simply called greedy, takes at each time step i the minimal number of states such that the sum of their probabilities is at least $1 - \rho$.

Lemma 7. *For any $\rho \in (0, 1)$, if the MDP is layered, GREEDY AT EACH STEP ALGORITHM returns a set that is $(\rho H, k^*)$ - SAFEZONE.*

Algorithm 1 Greedy at Each Step

Input: $\rho > 0, \{p(s)\}_{s \in \mathcal{S}}$
 $F \leftarrow \{s_0\}$
for $i = 1 \dots H$ **do**
 Sort states in \mathcal{S}_i , $p(s_i^1) \geq \dots \geq p(s_i^{|\mathcal{S}_i|})$
 $j^* \leftarrow \operatorname{argmin}_{j \in [|\mathcal{S}_i|]} \sum_{r=1}^j p(s_i^r) \geq 1 - \rho$
 $F \leftarrow F \cup \{s_i^1, \dots, s_i^{j^*}\}$
end for
 return F

In the appendix we provide a lower bound on the escape probability, matching up to a constant, see Lemma 15.

Weaknesses of the naive algorithms. We showed algorithms that identify `SAFEZONE` with either escape probability much greater than ρ or with size much greater than k^* . This holds even when providing extra information (such as the transition function and/or the optimal size of the ρ -safe set, i.e., k^*). Moreover, we showed tight lower bounds for these algorithms.

4 Algorithm for Detecting Safe Zones

In this section we suggest a new algorithm that builds upon and improves the added trajectory selection of the `SIMULATION` Algorithm. One reason for why `SIMULATION` returns a large set is that it treats every sampled trajectory identically, regardless of how many states are being added, which could be as large as H . More precisely, fix any (ρ, k^*) -`SAFEZONE` set, F^* , and consider a trajectory τ that escapes it, i.e., $\tau \not\subseteq F^*$. If τ was sampled, its states are added to the constructed set F , which might increase the size of F by up to H states that are not in F^* , without significantly improving the safety. In contrast, when selecting which trajectory to add to F , we would consider the number of states it adds to the current set. For the sake of readability, we refer to any state which is not in the current set F as *new*, and denote by $\text{new}_F(\tau)$ the number of new states in τ w.r.t. F , i.e.,

$$\text{new}_F(\tau) := |\tau \setminus F|.$$

Note that for every $F \subseteq \mathcal{S}$, $\Pr_\tau[\text{new}_F(\tau) \neq 0] = \Delta(F)$.

The new algorithm does not sample each trajectory uniformly at random, but sample from a new distribution, which will be denoted by Q_F .

While favoring trajectories with higher probabilities, which we already get by the sampling process, another key idea would guide this new distribution: To prefer trajectories that *gradually* increase the size of F . To implement this idea, we will ensure that the probability of adding a trajectory τ to F should be *inversely proportional* to $\text{new}_F(\tau)$.

Formally, the support of Q_F is the trajectories with new states, i.e., $X = \{\tau | \text{new}_F(\tau) \neq 0\}$.

For every $\tau \in X$

$$Q_F(\tau) \propto \frac{\Pr[\tau]}{\text{new}_F(\tau)},$$

where $\Pr[\tau]$ is the probability of trajectory τ under the Markov Chain with dynamics P . Note that the new distribution depends on the current set F , and changes as we modify it. Intuitively, adding trajectories to F according to Q_F instead of adding trajectories sampled directly from the dynamics (as we do in SIMULATION) would increase the expected ratio between the added safety and the number of new states we add to F , thus improving the set size guarantee of the output set. We elaborate on this in Section 4.2.

Our main algorithm is FINDING SAFEZONE, Algorithm 2. The algorithm receives, in addition to the safety parameter ρ , parameters $\epsilon, \lambda \in (0, 1)$, and maintains a set F that is initiated to $\{s_0\}$. On a high level, to implement the idea of adding trajectories to F according to Q_F , we use *rejection sampling*. Namely, in each iteration of the while-loop we first sample a trajectory τ and if $\text{new}_F(\tau) \neq 0$, we *accept* it with probability $1/\text{new}_F(\tau)$. If the trajectory is accepted, it is added to F . More precisely, if $\text{new}_F(\tau) \neq 0$, we sample a Bernoulli random variable, $\text{accept} \sim \text{Br}(1/\text{new}_F(\tau))$. If $\text{accept} = 1$, we add τ to F . This process of adding trajectories to F generates the desired distribution, Q_F . Whenever a trajectory is added to F , we estimate the escape probability $\Delta(F)$ (w.r.t. the updated set, F).

The algorithm stops adding states to F and returns it as output when it becomes “safe enough”. To be precise, let $\hat{\Delta}(F)$ denote the result of the escape probability estimation (by sampling trajectories as suggested in Proposition 2). If $\hat{\Delta}(F) \leq 2\rho + \epsilon$, it means that F is $(2\rho + 2\epsilon)$ –safe with probability $\geq 1 - \lambda_j > 1 - \lambda$, in which case the algorithm terminates and returns F as output.

To implement the estimation $\hat{\Delta}(F)$, the algorithm calls *EstimateSafety* Subroutine. The subroutine samples $N_j = \Theta(\frac{1}{\epsilon^2} \ln \frac{2}{\lambda_j})$ trajectories, and returns the fraction of trajectories that escaped F .

Algorithm 2 FINDING SAFEZONE

```

Input:  $\rho \in (0, 1)$ 
Parameters:  $\epsilon, \lambda \in (0, 1)$ 
 $F \leftarrow \{s_0\}, j \leftarrow 1, \hat{\Delta}(F) \leftarrow 1$ 
while  $\hat{\Delta}(F) > 2\rho + \epsilon$  do
   $\tau \leftarrow$  sample a random trajectory
  Compute  $\text{new}_F(\tau)$ 
  if  $\text{new}_F(\tau) \neq 0$  then
    sample  $\text{accept} \sim \text{Br}(1/\text{new}_F(\tau))$ 
    if  $\text{accept} = 1$  then
       $F \leftarrow F \cup \tau$ 
       $\lambda_j \leftarrow \frac{3\lambda}{2(j\pi)^2}, j \leftarrow j + 1$ 
       $\hat{\Delta}(F) \leftarrow \text{EstimateSafety}(\epsilon, \lambda_j, F)$ 
    end if
  end if
end while
return  $F$ 

```

For cases in which the transition function P is known to the learner, we provide an alternative implementation for *EstimateSafety* which computes the exact probability $\Delta(F)$ (see Lemma 20 in Appendix E).

Algorithm 3 *EstimateSafety* Subroutine

Input: subset F
Parameters: $\epsilon, \lambda_j \in (0, 1)$
 $\hat{\Delta}(F) \leftarrow 0$
 $\mathcal{T} \leftarrow \text{sample } N_j = \frac{1}{2\epsilon^2} \ln \frac{2}{\lambda_j} \text{ trajectories}$
for $\tau \in \mathcal{T}$ **do**
 if $\tau \not\subseteq F$ **then**
 $\hat{\Delta}(F) \leftarrow \hat{\Delta}(F) + \frac{1}{N_j}$
 end if
end for
return $\hat{\Delta}(F)$

4.1 Algorithm Analysis

We define the event

$$\mathcal{E} = \{\forall i \mid |\hat{\Delta}(F_{i-1}) - \Delta(F_{i-1})| \leq \epsilon\},$$

which states that all our *EstimateSafety* Subroutine estimations are accurate. We show that \mathcal{E} holds with high probability using Hoeffding's inequality. In most of the analysis we condition on \mathcal{E} to hold.

The following theorem is the central component in the proof of the main theorem that follows it.

Theorem 8. *Given $\rho, \epsilon, \lambda \in (0, 1)$, FINDING SAFEZONE Algorithm returns a subset $F \subseteq \mathcal{S}$ such that:*

1. *The escape probability is bounded from above by $\Delta(F) \leq 2\rho + 2\epsilon$, with probability $1 - \lambda$.*
2. *The expected size of F given \mathcal{E} is bounded by $\mathbb{E}[|F| \mid \mathcal{E}] \leq 2k^*$.*
3. *The sample complexity of the algorithm is bounded by $O\left(\frac{k^*}{\lambda\epsilon^2} \ln \frac{k^*}{\lambda} + \frac{Hk^*}{\rho\lambda}\right)$, and the running time is bounded by $O\left(\frac{Hk^*}{\lambda\epsilon^2} \ln \frac{k^*}{\lambda} + \frac{H^2k^*}{\rho\lambda}\right)$, with probability $1 - \lambda$.*

To obtain the main theorem, we run FINDING SAFEZONE Algorithm several times and return the smallest output set, F , see the next section for more details.

Theorem 9. *(main theorem) Given $\epsilon, \rho, \delta > 0$, if we run FINDING SAFEZONE for $\Theta(\frac{1}{\delta})$ times and return the smallest output set, $F \subseteq \mathcal{S}$, then with probability ≥ 0.99*

1. *The escape probability is bounded by*

$$\Delta(F) \leq 2\rho + 2\epsilon.$$

2. *The size of F is bounded from above by*

$$|F| \leq (2 + \delta)k^*.$$

3. The total sample complexity and running time are bounded by $O(\frac{k^*}{\delta^2 \epsilon^2} \ln \frac{k^*}{\delta} + \frac{Hk^*}{\rho \delta^2})$, and $O(\frac{Hk^*}{\delta^2 \epsilon^2} \ln \frac{k^*}{\delta} + \frac{H^2 k^*}{\rho \delta^2})$, respectively.

4.2 Proof Technique

Escape probability set size bounds. To ease the presentation of the proof, we assume that $\hat{\Delta}(F) = \Delta(F)$. This case is interesting by its own, since if the policy and transition function are known, we can compute $\Delta(F)$ efficiently using dynamic programming (see Appendix E). As a result, event \mathcal{E} always holds. In addition, it is clear that the termination of the algorithm implies that $\hat{\Delta}(F) = \Delta(F) \leq 2\rho$, thus F is $(2\rho + 2\epsilon)$ -safe. The main challenge is bounding the size of F .

A few notations before we start. Let F^* denote a minimal ρ -safe set (of size k^*). Consider iteration i inside the while-loop. The random variable $G_i(F)$ is the number of states in F^* that are added to F in iteration i and $B_i(F)$ is the number of states added to F in iteration i that are not in F^* (G stands for *good* and B for *bad*). For the ease of presentation, from here on we write G_i and B_i instead of $G_i(F)$ and $B_i(F)$, respectively. Notice that the size of the output set is exactly $\sum_i B_i + G_i$ and that $\sum_i G_i \leq k^*$.

The main idea of the proof technique is to show that by adding trajectories according to the new distribution Q_F , we ensure that, in expectation, there are at least as much good states that are added to F as bad states. Suppose the trajectory τ was chosen to be added to F^* by the algorithm. If $\tau \subseteq F^*$, then G_i is equal to $new_F(\tau)$ and $B_i = 0$. If $\tau \not\subseteq F^*$, then $B_i \leq new_F(\tau)$. Summarizing these observations, we have the following bounds

$$G_i \geq new_F(\tau) \cdot \mathbb{I}[\tau \subseteq F^*] \text{ and } B_i \leq new_F(\tau) \cdot \mathbb{I}[\tau \not\subseteq F^*],$$

where $\mathbb{I}[\cdot]$ is the indicator function.

Moreover, a direct consequence of the probability in which τ is added to F is that for any set of trajectories T it holds that

$$\begin{aligned} & \mathbb{E}_{\tau \sim Q_F} [new_F(\tau) \cdot \mathbb{I}[\tau \in T]] \\ &= \sum_{\tau \in T} Q_F(\tau) new_F(\tau) \\ &= \frac{1}{Z} \sum_{\tau \in T, new_F(\tau) \neq 0} \left(\frac{\Pr[\tau]}{new_F(\tau)} \right) new_F(\tau) \\ &= \frac{1}{Z} \Pr_{\tau} [\tau \in T \wedge new_F(\tau) \neq 0], \end{aligned} \tag{1}$$

where Z is the normalization factor of Q_F .

To bound the size of F , we want to show that the algorithm does not add too many states outside of F^* . We therefore bound $\mathbb{E}[B_i]/\mathbb{E}[G_i]$, where the expectations are over the trajectory τ that is added to F according to Q_F . Applying Equation (1) twice, once with $T = \{\tau \mid \tau \subseteq F^*\}$ and once with $T = \{\tau \mid \tau \not\subseteq F^*\}$, we bound the ratio between B_i and G_i by

$$\frac{\mathbb{E}[B_i]}{\mathbb{E}[G_i]} \leq \frac{\Pr_{\tau} [\tau \not\subseteq F^* \wedge new_F(\tau) \neq 0]}{\Pr_{\tau} [\tau \subseteq F^* \wedge new_F(\tau) \neq 0]}. \tag{2}$$

We know that $\Pr_\tau[\tau \not\subseteq F^*]$ is always smaller than ρ , so the numerator is $\leq \rho$. A lower bound for the denominator is

$$\Pr_\tau[\text{new}_F(\tau) \neq 0] - \Pr_\tau[\tau \not\subseteq F^*].$$

In addition, whenever the algorithm is inside the main loop, the safety is at least $\Pr_\tau[\text{new}_F(\tau) \neq 0] = \Delta(F) > 2\rho$. Thus, the denominator is at least ρ . Hence, the RHS of (2) is less or equal to 1, thus

$$\mathbb{E}[B_i] \leq \mathbb{E}[G_i]. \quad (3)$$

This completes the proof because we know that the algorithm does not add too many states outside of F^* . More precisely,

$$\mathbb{E}[|F|] = \mathbb{E}\left[\sum_i B_i + G_i\right] \leq \mathbb{E}\left[2 \sum_i G_i\right] \leq 2k^*.$$

Sample complexity. To discuss the sample complexity, we drop the assumption that the MC is known to a learner, and uses *EstimateSafety* Subroutine to approximate $\Delta(F)$. The number of calls to *EstimateSafety* is bounded by the size of the output set, F . Hence, this part of the sample complexity is bounded by $|F| \cdot N_{|F|}$ and we show that is $O(\frac{k^*}{\epsilon^2} \log k^*)$. Another source of sampling is trajectories sampled for purposes of potentially adding them to F . Observe that at any iteration the set F has escape probability of at least 2ρ , and each trajectory that escapes F is accepted with probability at least $1/H$. This implies a lower bound for the probability that a random trajectory is accepted is $2\rho/H$. This gives an upper bound of $\frac{2|F|\rho}{H}$ for the expected sample complexity.

Amplification. Theorem 8 shows that if \mathcal{E} holds, then the set size, $|F|$, is bounded *in expectation* by $2k^*$. As $\Pr[\mathcal{E}] \geq 1 - \lambda$ implies, from Markov's inequality, that the size $(2 + \delta)k^*$ with small probability of about $\delta + \lambda = O(\delta)$. If we want to make sure that the actual size is at most $(2 + \delta)k^*$ with high probability, we can repeat the process about $\Theta(\frac{1}{\delta})$ times and take the smallest size set.

For full proofs we refer to Appendix B.

5 Hardness

In this section we show that SAFEZONE is NP-hard to solve, and this is why approximation is necessarily. Moreover, SAFEZONE is hard even if the MC and optimal ρ -safe size, k^* is known. Our starting point is the NP-hardness of regular cliques. The REGULARCLIQUE(G, k_c) problem gets as an input (i) a regular graph G with n nodes where each node has degree d , and (ii) an integer k_c . It returns whether G contains a clique of size k_c . Whenever G and k_c are clear from the context we simply write REGULARCLIQUE. The following fact follows, e.g., from [5].

Fact 10. REGULARCLIQUE is NP-hard.

Markov chain (random walk). Fix a graph $G = (V, E)$ and a starting vertex $v_0 \in V$. The graph induces a Markov Chain (random walk) in the following way. The states of the process correspond to the vertices V in the graph G . The transition function is defined as $P(v|u) = \frac{1}{d} \cdot \mathbb{1}_{(u,v) \in E}$, where d is the degree any node. The process starts from node v_0 and then proceeds according to the transition function P for H steps.

Reduction. To prove the hardness of SAFEZONE, we show how to solve REGULARCLIQUE given a solver to SAFEZONE. For each vertex $v \in V$, run an algorithm for SAFEZONE with horizon $H = 2$, $k = k_c$, and $\rho = 1 - \left(\frac{k_c-1}{d}\right)^2$, and v as the starting state. If there is at least one run of the algorithm that returns YES, then the final answer is YES. Otherwise, the answer is NO. Note that this reduction is efficient.

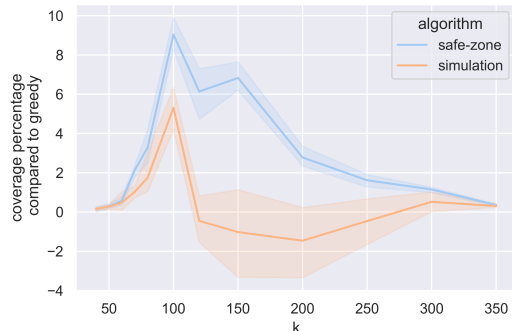
Theorem 11. *For every graph $G = (V, E)$ and an integer k_c there exists a clique of size k_c in $G \iff \text{SAFEZONE}(M(G), k_c, \rho)$ answers YES.*

Given an environment, a policy and SAFEZONE, one could compute exactly how much safe it is (see Appendix E for details), from which we deduce our next corollary.

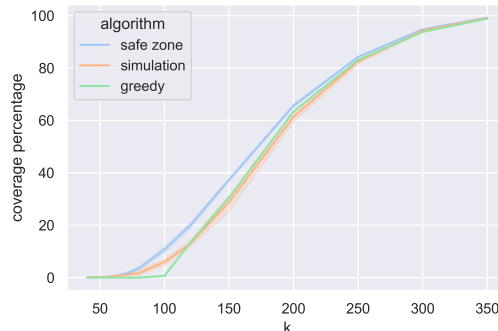
Corollary 12. *SAFEZONE is NP-complete.*

Note that for $H = 1$, the GREEDY AT EACH STEP Algorithm is optimal.

6 Empirical Demonstration



(a) %Coverage: difference from GREEDY Algorithm.



(b) %Coverage: absolute values.

This section demonstrates the qualitative and quantitative performance of the described algorithms in the paper.

The MDP. We focus on a grid of size $N \times N$, for some parameter N . The agent starts off at mid-left state, $(0, \lfloor \frac{N}{2} \rfloor)$ and wishes to reach the (absorbing) goal state at $(N-1, \lfloor \frac{N}{2} \rfloor)$ with minimal number of steps. At each step it can take one of four actions: up, down, right, and left by 1 grid square. With probability 0.9, the intended action is preformed and with probability 0.1 there is a drift down. The agent stops either way after $H = 300$ steps.

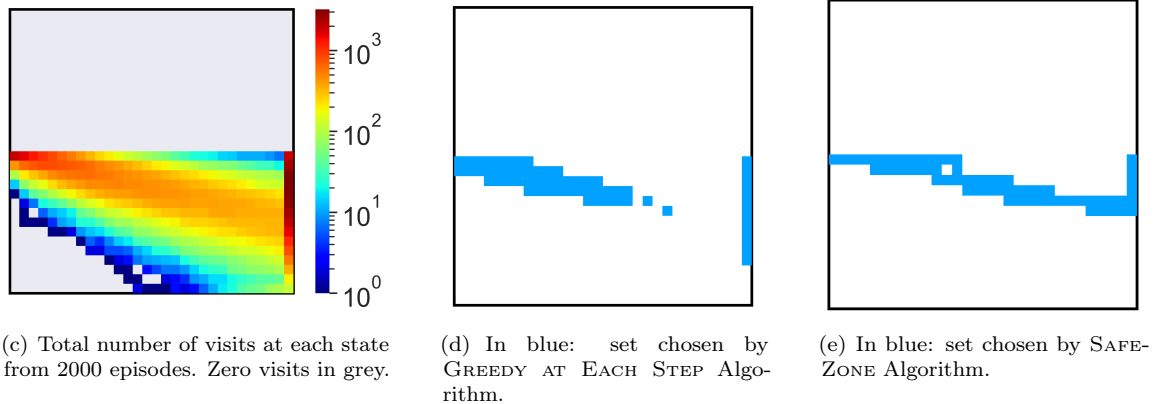


Figure 1: Empirical results regarding Coverage of the different algorithms, FINDING SAFEZONES and state visit frequency.

6.1 FINDING SAFEZONE vs. naive approaches

To compare the FINDING SAFEZONE Algorithm to the naive approaches presented in Section 3 we focus on the policy that first goes to the right and when it reaches the rightmost column, it goes up. The policy is described in the appendix, Figure 5(a). We take $N = 30$ and 2000 episodes. Figure 1(c) depicts the number of total visits at each state using the described policy.

We run the FINDING SAFEZONE, GREEDY, and SIMULATION algorithms, and estimate their coverage based on a test data containing 2000 random trajectories. Figure 1(a) depicts the trajectories coverage of each algorithm minus the coverage of the GREEDY algorithm. A figure with the absolute values are in Figure 1(b). We see that the new algorithm exhibits better performance compared to its competitors. Figure 1(b) shows us that taking less than 30% of the states ($k = 250$ out of 900 states) is enough to get a coverage of more 80% the trajectories.

Figures 1(d), 1(e) show the sets found for $k = 60$ both by the *Finding* SAFEZONE Algorithm and GREEDY. We see that GREEDY choose an unconnected set for this small k , leading to a coverage of 0. While the new algorithm, choose a few states which consists of a several trajectories, thus leading to a coverage larger than 0.

6.2 Comparing SAFEZONE of two policies

In this section we empirically explore the SAFEZONE of two different policies within the same MDP. The first policy, described in the previous section, first goes right and then to the middle, and the second policy first goes to the middle and then goes right. See Figure 5 in the appendix. These seemingly similar policies induce very different SAFEZONES as can be seen in Figure 7 which depicts the number of visits in each state. It shows that the second policy requires less states to achieve the same level of safety, even though in terms of minimizing the number of steps to get to the goal state it is outperformed by the first policy (intuitively, the second policy have more fail attempts to go up in expectation since the lowest row of the grid cannot get worst). In Figure 6 we see that already with 14% of the states, all three algorithms achieve trajectory coverage of more than 85%.

7 Discussion and Open Problems

In this paper, we have introduced the SAFEZONE problem. We have shown that it is NP-hard even when the model is known, and designed a nearly $(2\rho, 2k^*)$ approximation algorithm for the case where the model and policy are unknown to the algorithm. Beyond improving the approximation factors (or showing that it cannot be done unless $P = NP$), a natural direction for future work is the following. Given $\rho > 0$ and an MDP (known or unknown to the learner), find a policy with a small ρ -safe set, with nearly optimal value. An interesting observation that comes up from the empirical demonstration is that different policies result in different sizes of SAFEZONES, and that the optimal policy does not necessarily have the smallest SAFEZONE.

Acknowledgement

LC is supported in part by the Ariane de Rothschild Women Doctoral Program. This project has received funding from the European Research Council (ERC) under the European Union's Horizon 2020 research and innovation program (grant agreement No. 882396), by the Israel Science Foundation (grant number 993/17), Tel Aviv University Center for AI and Data Science (TAD), and the Yandex Initiative for Machine Learning at Tel Aviv University.

References

- [1] Alharin, A., Doan, T.-N., & Sartipi, M. (2020). Reinforcement learning interpretation methods: A survey. *IEEE Access*, 8, 171058–171077.
- [2] Amir, D., & Amir, O. (2018). Highlights: Summarizing agent behavior to people. In *Proceedings of the 17th International Conference on Autonomous Agents and MultiAgent Systems*, (pp. 1168–1176).
- [3] Amodei, D., Olah, C., Steinhardt, J., Christiano, P. F., Schulman, J., & Mané, D. (2016). Concrete problems in AI safety. *CoRR*.
- [4] Blanc, G., Lange, J., & Tan, L.-Y. (2021). Provably efficient, succinct, and precise explanations. *Advances in Neural Information Processing Systems*, 34.
- [5] Brandes, U., Holm, E., & Karrenbauer, A. (2016). Cliques in regular graphs and the core-periphery problem in social networks. In *International Conference on Combinatorial Optimization and Applications*, (pp. 175–186). Springer.
- [6] Chandola, V., Banerjee, A., & Kumar, V. (2009). Anomaly detection: A survey. *ACM Comput. Surv.*.
- [7] Emam, Y., Glotfelter, P., Kira, Z., & Egerstedt, M. (2021). Safe model-based reinforcement learning using robust control barrier functions. *CoRR*.
- [8] Even-Dar, E., Mannor, S., & Mansour, Y. (2002). PAC bounds for multi-armed bandit and markov decision processes. In J. Kivinen, & R. H. Sloan (Eds.) *Computational Learning Theory, 15th Annual Conference on Computational Learning Theory, COLT 2002, Sydney, Australia, July 8-10, 2002, Proceedings*.
- [9] Even-Dar, E., & Mansour, Y. (2003). Approximate equivalence of markov decision processes. In B. Schölkopf, & M. K. Warmuth (Eds.) *Computational Learning Theory and Kernel Machines, 16th Annual Conference on Computational Learning Theory and 7th Kernel Workshop, COLT/Kernel 2003, Washington, DC, USA, August 24-27, 2003, Proceedings*.
- [10] García, J., & Fernández, F. (2015). A comprehensive survey on safe reinforcement learning. *J. Mach. Learn. Res.*, 16, 1437–1480.
- [11] Givan, R., Dean, T., & Greig, M. (2003). Equivalence notions and model minimization in markov decision processes. *Artificial Intelligence*.
- [12] HasanzadeZonuzi, A., Bura, A., Kalathil, D. M., & Shakkottai, S. (2021). Learning with safety constraints: Sample complexity of reinforcement learning for constrained mdps. In *AAAI*.
- [13] Hendrycks, D., Carlini, N., Schulman, J., & Steinhardt, J. (2021). Unsolved problems in ML safety. *CoRR*.
- [14] Hussein, A., Gaber, M. M., Elyan, E., & Jayne, C. (2017). Imitation learning: A survey of learning methods. *ACM Comput. Surv.*.
- [15] Koh, P. W., & Liang, P. (2017). Understanding black-box predictions via influence functions. In *International Conference on Machine Learning*, (pp. 1885–1894). PMLR.

- [16] Li, J., Nagarajan, V., Plumb, G., & Talwalkar, A. (2020). A learning theoretic perspective on local explainability. *arXiv preprint arXiv:2011.01205*.
- [17] Molnar, C. (2019). *Interpretable Machine Learning*.
- [18] Moshkovitz, M., Yang, Y.-Y., & Chaudhuri, K. (2021). Connecting interpretability and robustness in decision trees through separation. *arXiv preprint arXiv:2102.07048*.
- [19] Pfrommer, S., Gautam, T., Zhou, A., & Sojoudi, S. (2021). Safe reinforcement learning with chance-constrained model predictive control. *CoRR*.
- [20] Puterman, M. L. (1994). Markov decision processes: Discrete stochastic dynamic programming. In *Wiley Series in Probability and Statistics*.
- [21] Sutton, R. S., & Barto, A. G. (2018). *Reinforcement Learning: An Introduction*. Cambridge, MA, USA: A Bradford Book.
- [22] Vazirani, V. V. (2001). *Approximation Algorithms*. Berlin, Heidelberg: Springer-Verlag.
- [23] Watkins, K., Clark, C., Mokhtarian, P., Circella, G., Handy, S., & Kendall, A. (2020). *Bicyclist Facility Preferences and Effects on Increasing Bicycle Trips*.
- [24] Williamson, D. P., & Shmoys, D. B. (2011). *The Design of Approximation Algorithms*. Cambridge University Press.
- [25] Xu, W., Xu, K., Bastani, H., & Bastani, O. (2021). Safely bridging offline and online reinforcement learning. *CoRR*.

A Proofs of Section 3

A.1 Greedy by Threshold Algorithm

A naive approach to the SAFEZONE problem is to return all states $s \in \mathcal{S}$ with probability $p(s) \geq \beta$, for some parameter $\beta > 0$, see Algorithm 4.

Algorithm 4 Greedy by Threshold

Parameter: $\beta > 0, \{p(s)\}_{s \in \mathcal{S}}$
return $\{s \in \mathcal{S} : p(s) \geq \beta\}$

Lemma 5. *For any $\rho, \beta \in (0, 1)$, the GREEDY BY THRESHOLD ALGORITHM returns a set that is $(\rho + k^*\beta, \frac{H}{\beta})$ – SAFEZONE. In particular, for $\beta = \frac{\rho}{k^*}$, this set is $(2\rho, \frac{k^*H}{\rho})$ – SAFEZONE.*

Proof. There are at most $\frac{H}{\beta}$ states with probability $p(s) \geq \beta$. Thus $|F| \leq \frac{H}{\beta}$.

Denote by F^* the optimal (ρ, k^*) – SAFEZONE set. By law of total probability,

$$\Pr_{\tau}[\tau \not\subseteq F] \leq \Pr_{\tau}[\tau \not\subseteq F^*] + \Pr_{\tau}[\tau \subseteq F^* \setminus F].$$

Looking at the R.H.S of the inequality, the left term is smaller than ρ by the definition of SAFEZONE. The right term is equal to the probability to reach a state in F^* that its probability is smaller than β , i.e., a state in $F^* \setminus F$.

Using union bound, this can be bounded by $k^*\beta$. ■

Lemma 13. *For every $\rho \in (0, 1/2), H \in \mathbb{N}$, there exists an MDP and a minimal integer k such that the MDP has a (ρ, k) – SAFEZONE, but for $\beta = \rho/k$ GREEDY BY THRESHOLD Algorithm returns F with escape probability $\leq 2\rho$ and of size $|F| = \Omega(H/\beta)$.*

Proof. Fix $\rho, \gamma \in (0, 1)$. For ease of the presentation we will assume that $\frac{1-\rho}{\beta}$ is an integer (if not, it should be rounded to the nearest integer). Define A to contain $\frac{1-\rho}{\beta} \cdot H$ states, B to contain $k-1$ states, and $\mathcal{S} = \{s_0\} \cup A \cup B$. Consider the following MDP with states \mathcal{S} and starting state s_0 . The transition function is defined as follows:

- For every $i \in A$, $\Pr[s_{1,i}^A | s_0] = \beta$ and for every $j \in [H-1]$, $\Pr[s_{j+1,i}^A | s_{j,i}^A] = 1$.
- For $s \in B$, $\Pr[s | s_0] = \frac{1-\rho}{k-1}$
- For $s \in B$, $\Pr[s | s] = 1$

The MDP is illustrated in Figure 2. Clearly, $\{s_0\} \cup B$ is a (ρ, k) – SAFEZONE. In addition, GREEDY BY THRESHOLD ALGORITHM returns the set of all states, as for every state $s \in A$ we have that $p(s) = \beta$, $p(s_0) = 1 > \rho \geq \beta$, and for every $s \in B$ we have that $p(s) = \frac{1-\rho}{k-1} > \frac{\rho}{k} = \beta$. Thus the size of the returned set is \mathcal{S} , which is of size $\Omega(H/\beta)$, which completes the proof. ■

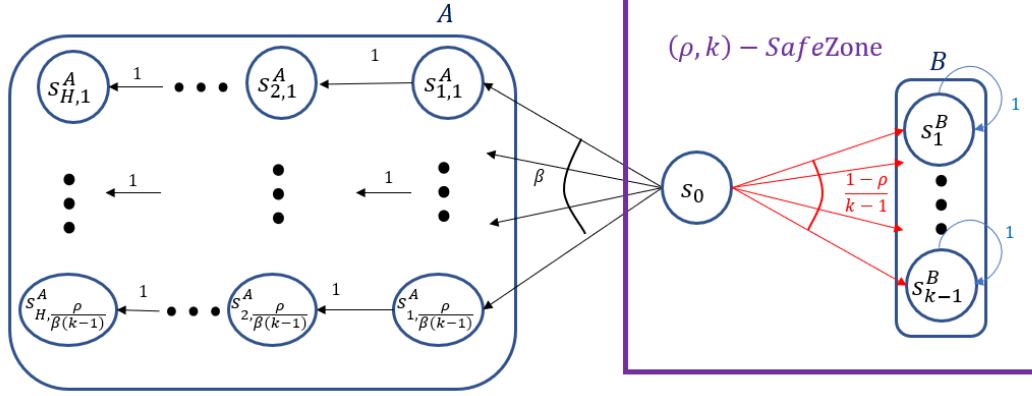


Figure 2: Lower bound for GREEDY BY THRESHOLD Algorithm.

Algorithm 5 Simulation Algorithm

Input: $m = \frac{1}{\beta} \ln \frac{k^*}{0.005}$
 $F \leftarrow \{s_0\}$
for $i = 1 \dots m$ **do**
 $\tau \leftarrow$ choose a random trajectory
 $F \leftarrow F \cup \tau$
end for
return F

A.2 Simulation Algorithm

Lemma 6. Fix $\rho, \beta \in (0, 1)$. With probability at least 0.99, SIMULATION Algorithm returns a set that is $\left(\rho + k^* \beta, O(k^* + \frac{\rho H \ln k^*}{\beta})\right) - \text{SAFEZONE}$. In particular, for $\beta = \frac{\rho}{k^*}$, this set is $(2\rho, O(k^* H \ln k^*)) - \text{SAFEZONE}$.

Proof. Denote by F^* the optimal $(\rho, k^*) - \text{SAFEZONE}$ set. By the law of total expectation, we can split $\mathbb{E}[|F|]$ into two parts, depending on whether trajectories are entirely in F^* or not:

- Trajectories that are entirely in F^* contribute at most k^* states to F .
- A trajectory that is not contained in F^* contributes at most H states to F .

Thus,

$$\mathbb{E}[|F|] \leq k^* + \rho \cdot \left(\frac{1}{\beta} \ln \frac{k^*}{0.005}\right) \cdot H = O\left(k^* + \frac{\rho H \ln k^*}{\beta}\right).$$

We use Markov's inequality to get the desired bound on $|F|$.

For the safety, we first denote the set of all states in F^* with probability at least β as $\Gamma = \{s \in F^* \mid p(s) \geq \beta\}$. We will show that with probability at least 0.9995, it holds that $\Gamma \subseteq F$, which will prove our claim, similarly to Lemma 5.

For a fixed state $s \in \Gamma$, the probability that $s \notin F$ is bounded by $(1 - p(s))^{\frac{1}{\beta} \ln \frac{k^*}{0.005}} \leq e^{-\frac{\beta}{0.005} \ln \frac{k^*}{0.005}} = \frac{0.005}{k^*}$. Using union bound, the probability that there is a state $s \in \Gamma$ which is not in F is bounded by $k^* \cdot \frac{0.005}{k^*} = 0.005$.

In other words, with probability at least 0.995, $\Gamma \subseteq F$, thus implementing the greedy approach in Algorithm 4 and proving that the probability that a random trajectory escapes F is bounded by $\rho + k^* \beta$. \blacksquare

Lemma 14. *For every $\rho, \gamma \in (0, 1)$, $H, k \in \mathbb{N}$, and $\beta = \frac{\rho}{k}$, there is an integer $r \in \mathbb{N}$ and MDP with (ρ, k) -SAFEZONE, but with probability $\geq 1 - \gamma$, SIMULATION algorithm returns F of size $\mathbb{E}[|F|] \geq kH \ln k$ with escape probability $\Delta(F) = O(\rho)$.*

Proof. Fix $\rho, \gamma \in (0, 1)$. Recall that $m = \frac{1}{\beta} \ln \frac{k^*}{0.005}$ and take $r = \lceil \frac{m^2}{\gamma} \rceil$. Define A to contain rH states, B to contain $k - 1$ states, and $\mathcal{S} = \{s_0\} \cup A \cup B$.

Consider the following MDP with states \mathcal{S} and starting state s_0 . The transition function is defined as follows:

- For every $i \in A$, $\Pr[s_{1,i}^A | s_0] = \frac{\rho}{r}$ and for every $j \in [H - 1]$, $\Pr[s_{j+1,i}^A | s_{j,i}^A] = 1$.
- For $s \in B$, $\Pr[s | s_0] = \frac{1-\rho}{k-1}$
- For $s \in B$, $\Pr[s | s] = 1$

The MDP is illustrated in Figure 3.

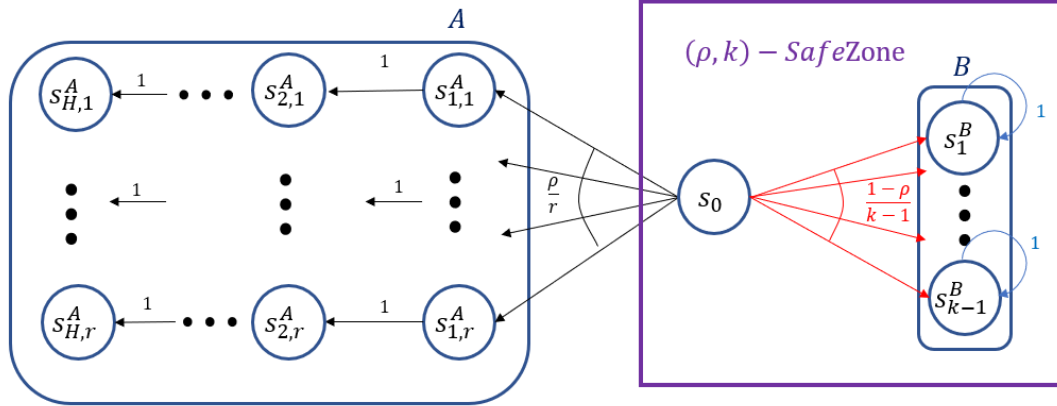


Figure 3: Lower bound for SIMULATION Algorithm.

The set $B \cup \{s_0\}$ is ρ -safe with k states.

We will show that:

- After adding $\geq \frac{1}{\beta} \ln k = \frac{k}{\rho} \ln k$ random trajectories, with probability $\geq 1 - \gamma$ we have that $|F| \geq kH \ln k$.
- After adding m random trajectories, we have that with high probability $F^* \subseteq F$, thus $\Delta(F) \leq \Omega(\rho)$.

To prove the first property, we claim that with probability $\geq 1 - \gamma$, every time we add a trajectory τ such that $\tau \cap A \neq \emptyset$, we add H new states.

Notice that if we ignore s_0 , trajectories in A are entirely unconnected, and each trajectory is chosen randomly with probability $\Pr[s_{1,i}^A | s_0] = \frac{\rho}{r}$. This yields that if $s_{1,i}^A \notin F$, then $s_{j,i}^A \notin F$ for every $j \in [H]$. As a result, every time we add a new $s_{1,i}^A$ to F , we add $H - 1$ more states to F . Let N denotes the amount of trajectories sampled with states from A . The probability that their intersection contains only s_0 is

$$\frac{r \cdot (r-1) \cdot \dots \cdot (r-N)}{r^N} \geq \left(\frac{r-N}{r}\right)^N = \left(1 - \frac{N}{r}\right)^N \geq 1 - \frac{N^2}{r} = 1 - \gamma.$$

From the structure of the MDP, we have that $\mathbb{E}[N] = \rho m$. Therefore, with probability $\geq 1 - \gamma$,

$$\mathbb{E}[|F|] \geq \mathbb{E}[N] \cdot H = \rho \cdot m \cdot H \geq \rho \cdot \frac{1}{\beta} \ln k \cdot H = kH \ln k.$$

The second property follows from Lemma 6. ■

A.3 Greedy at Each Step

Lemma 7. *For any $\rho \in (0, 1)$, if the MDP is layered, GREEDY AT EACH STEP ALGORITHM returns a set that is $(\rho H, k^*)$ -SAFEZONE.*

Proof. Take a random trajectory $\tau = (s_1, s_2, \dots)$. For every $s_i \in \tau$, the probability that $s_i \notin F$ is bounded by ρ , thus using union bound, the probability that τ has state s_i such that $s_i \notin F$ is at most ρH .

The construction of F guarantees that F is the minimal subset of states such that for every i , the probability that s_i is in the subset is at least $1 - \rho$. Assume by contradiction that $|F| > k^*$. Then there is a time step i such that $\Pr[s_i \in F^*] < 1 - \rho$, which is a contradiction, since $\Pr[\tau \in F^*] \leq \min_i \Pr[s_i \in F^*]$. ■

Lemma 15. *For any $\rho \in (0, 1)$, there is an MDP and an integer k such that there is a (ρ, k) -SAFEZONE, but GREEDY AT EACH STEP Algorithm returns F with escape probability $\Delta(F) \geq \Omega(H\rho)$.*

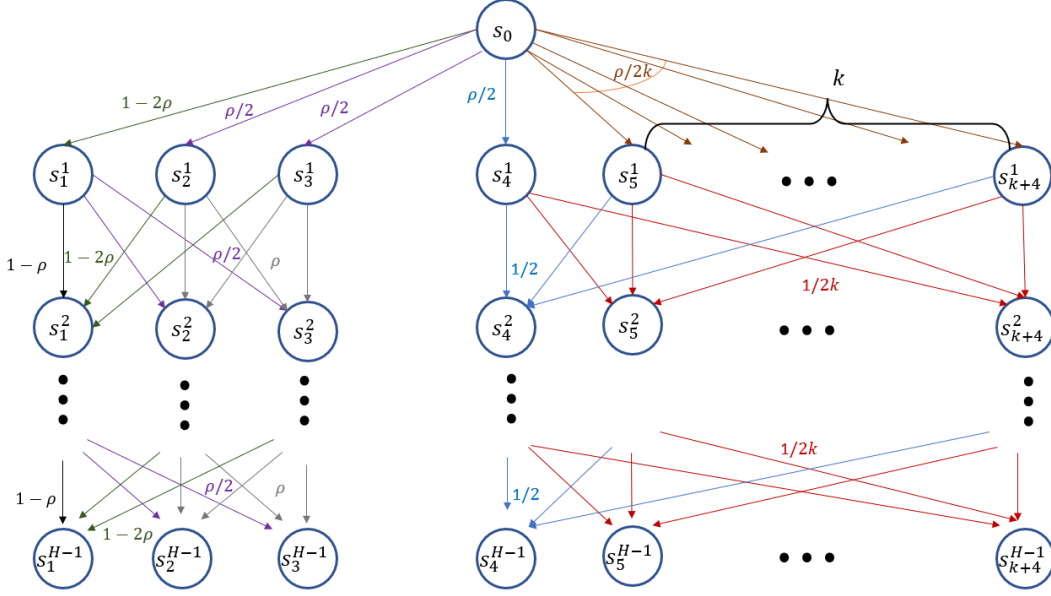


Figure 4: Lower bound for GREEDY AT EACH STEP Algorithm.

Proof. Fix $\rho \in (0, 1)$ and take $k = 3H + 1$.

Consider the MDP illustrated in Figure 4. The set $\{s_0\} \cup \{s_1^i\}_i \cup \{s_2^i\}_i \cup \{s_3^i\}_i$ form a $(\rho, 3H + 1)$ -SAFEZONE .

We will prove by induction that the for every time i ,

- $p(s_1^i) = 1 - 2\rho$,
- $p(s_2^i) = p(s_3^i) = p(s_4^i) = \frac{\rho}{2}$, and
- For every $j \in \{5, \dots, k + 4\}$, $p(s_j^i) = \frac{\rho}{2k}$.

It is easy to see that the two properties hold for $i = 1$.

For $i > 1$,

$$p(s_1^i) = p(s_1^{i-1})(1 - \rho) + p(s_2^{i-1})\frac{\rho}{2} + p(s_3^{i-1})\frac{\rho}{2} = (1 - 2\rho)(1 - \rho) + 2(1 - 2\rho)\frac{\rho}{2} = 1 - 2\rho$$

$$p(s_2^i) = p(s_1^{i-1})\frac{\rho}{2} + p(s_2^{i-1})\rho + p(s_3^{i-1})\rho = (1 - 2\rho)\frac{\rho}{2} + \frac{\rho^2}{2} + \frac{\rho^2}{2} = \frac{\rho}{2}$$

Similarly, $p(s_3^i) = \frac{\rho}{2}$.

$$p(s_4^i) = \frac{1}{2}p(s_4^{i-1}) + \sum_{j=5}^{k+4} \frac{p(s_j^{i-1})}{2} = \frac{\rho}{4} + k\frac{\rho}{4k} = \frac{\rho}{2}$$

For every $j \in \{5, \dots, k+4\}$,

$$p(s_j^i) = \frac{1}{2k} p(s_4^{i-1}) + \sum_{m=5}^{k+4} \frac{p(s_m^{i-1})}{2k} = \frac{\rho}{4k} + k \frac{\rho}{4k^2} = \frac{\rho}{2k}.$$

The algorithm might return $\{s_0\} \cup \{s_1^i\}_i \cup \{s_2^i\}_i \cup \{s_4^i\}_i$, i.e., instead of taking $\cup_i \{s_3^i\}_i$ it takes $\cup_i \{s_4^i\}_i$. Finally, the observation $\Delta(\{s_0\} \cup \{s_1^i\}_i \cup \{s_2^i\}_i \cup \{s_4^i\}_i) \geq \frac{\rho H}{4}$ completes the proof. \blacksquare

B Proofs of Section 4

For convince, we state here Hoeffding's inequality.

Lemma 16. *[Hoeffding's Inequality] Let y_1, \dots, y_N be independent random variables such that $y_i \in [a, b]$ for every y_i with probability 1. Then, for any $\epsilon > 0$,*

$$\Pr \left[\left| \frac{1}{N} \sum_{i=1}^N y_i - \mathbb{E}[y_i] \right| \geq \epsilon \right] \leq 2e^{-2N\epsilon^2/(b-a)^2}.$$

B.1 Proof of Theorem 8

In this section we provide a complete proof for Theorem 8. Throughout the section, we define a few terms and notions. We will start with proving guarantees regarding a single iteration of the while-loop.

Recall that F^* denotes a minimal ρ -safe set (of size k^*). If there are multiple optimal solutions, choose one arbitrarily. For the convince of analysis, we denote the values of the algorithm variables at the end of each iteration i of the while-loop by $\tau_i, F_i, \text{accept}_i$. Let $j(i)$ denote the value of variable j during the i -th call to *EstimateSafety* Subroutine. In addition, let N_i denote the number of trajectories sampled for the j -th time of calling Subroutine *EstimateSafety*, i.e., $N_i = \frac{1}{2\epsilon^2} \ln \frac{2}{\lambda_{j(i)}}$ for $j(i) \leq i$.

For ease of presentation, we recall some of the definitions from the proof technique description. We say that a trajectory τ is *good* if all the states in τ are in F^* and *bad* if it escapes it. I.e., a trajectory is good if $\tau \subseteq F^*$ and bad if $\tau \not\subseteq F^*$. Additionally, we say that a state $s \in \mathcal{S}$ is *good* if it is in F^* and *bad* otherwise. Namely, a state s is good if $s \in F^*$ and bad if $s \notin F^*$. Let $G_i(F_{i-1})$ and $B_i(F_{i-1})$ be the number of good and bad states added to F_{i-1} in iteration i , respectively (notice that $G_i(F_{i-1})$ and $B_i(F_{i-1})$ are random variables that depends on F_{i-1}). For short, whenever it is clear from the context, we write G_i and B_i respectively.

The following lemma bounds the error in approximating the escape probability.

Lemma 17. *Let $F_{i-1} \subseteq \mathcal{S}$ be a subset of of states and $\epsilon, \lambda_j > 0$ be some parameters. Let S_i be a sample of $N_i \geq \frac{1}{2\epsilon^2} \ln \frac{2}{\lambda_{j(i)}}$ i.i.d. random trajectories. Then,*

$$\Pr_{S_i} \left[\left| \widehat{\Delta}(F_{i-1}) - \Delta(F_{i-1}) \right| \geq \epsilon \right] \leq \lambda_j.$$

Also, as $\lambda_j = \frac{3\lambda}{2(\pi j)^2}$,

$$\Pr \left[\exists i \left| \widehat{\Delta}(F_{i-1}) - \Delta(F_{i-1}) \right| \geq \epsilon \right] \leq \lambda/4,$$

Where the last probability is over all the samples S_i made by *EstimateSafety* Subroutine.

Proof. The first part follows directly from Hoeffding's inequality by taking $y_i = \mathbb{I}[\tau \not\subseteq F]$.

Assigning $\lambda_j = \frac{3\lambda}{2(\pi j)^2}$ and applying union bound, we get

$$\begin{aligned} \Pr \left[\exists i \left| \widehat{\Delta}(F_{i-1}) - \Delta(F_{i-1}) \right| \geq \epsilon \right] &\leq \sum_i \Pr_{S_i} \left[\left| \widehat{\Delta}(F_{i-1}) - \Delta(F_{i-1}) \right| \geq \epsilon \right] \\ &\leq_{(*)} \sum_{j(i)} \lambda_{j(i)} \leq \sum_{j=1}^{\infty} \lambda_j = \sum_{j=1}^{\infty} \frac{3\lambda}{2(\pi j)^2} = \frac{\lambda}{4}. \end{aligned}$$

The inequality marked by $(*)$ follows from the fact that $\Delta(F)$ is estimated once for every time j increases. \blacksquare

We define the event that *EstimateSafety* always provides good estimations by

$$\mathcal{E} = \{\forall i \left| \widehat{\Delta}(F_{i-1}) - \Delta(F_{i-1}) \right| \leq \epsilon\}.$$

By the above we have that $\Pr[\mathcal{E}] \geq 1 - \lambda/4$.

In the following lemma we assume that if the current escape probability is at least 2ρ , then the fraction of bad trajectories that escape F_{i-1} is bounded from above by the fraction of good trajectories that escape F_{i-1} .

Lemma 18. *Let $\rho > 0$ and assume that $\Delta(F_{i-1}) \geq 2\rho$. Then,*

$$\Pr_{\tau}[\text{new}_{F_{i-1}}(\tau) \neq 0 \wedge \tau \not\subseteq F^*] \leq \Pr_{\tau}[\text{new}_{F_{i-1}}(\tau) \neq 0 \wedge \tau \subseteq F^*],$$

where the probabilities are over random trajectories.

Proof. To prove the lemma, we will bound the probability $\Pr_{\tau}[\text{new}_{F_{i-1}}(\tau) \neq 0 \wedge \tau \not\subseteq F^*]$ from above and the probability $\Pr_{\tau}[\text{new}_{F_{i-1}}(\tau) \neq 0 \wedge \tau \subseteq F^*]$ from below. Since $\Delta(F^*) \leq \rho$,

$$\Pr_{\tau}[\text{new}_{F_{i-1}}(\tau) \neq 0 \wedge \tau \not\subseteq F^*] \leq \Pr_{\tau}[\tau \not\subseteq F^*] \leq \rho. \quad (4)$$

The assumption $\Delta(F_{i-1}) \geq 2\rho$ implies that

$$\begin{aligned} 2\rho \leq \Delta(F_{i-1}) &= \Pr_{\tau}[\text{new}_{F_{i-1}}(\tau) \neq 0] = \Pr_{\tau}[\text{new}_{F_{i-1}}(\tau) \neq 0 \wedge \tau \subseteq F^*] + \Pr_{\tau}[\text{new}_{F_{i-1}}(\tau) \neq 0 \wedge \tau \not\subseteq F^*] \\ &\leq \Pr_{\tau}[\text{new}_{F_{i-1}}(\tau) \neq 0 \wedge \tau \subseteq F^*] + \Pr_{\tau}[\tau \not\subseteq F^*] \leq \Pr_{\tau}[\text{new}_{F_{i-1}}(\tau) \neq 0 \wedge \tau \subseteq F^*] + \rho, \end{aligned}$$

hence

$$\rho \leq \Pr_{\tau}[\text{new}_{F_{i-1}}(\tau) \neq 0 \wedge \tau \subseteq F^*]. \quad (5)$$

Putting (4) and (5) together yields the statement. \blacksquare

Now, as long as the algorithm is inside the while-loop (i.e., the escape probability holds $\hat{\Delta}(F) > 2\rho + \epsilon$), it follows that $\Delta(F) \geq 2\rho$ with high probability from Lemma 17. Combining it with Lemma 18 would yield that with high probability over a random trajectory, if the trajectory escapes F then in expectation it is at least as likely to be good as it is to be bad.

We move on to show the main ingredient of the proof, namely that for any iteration, with high probability, the expected number of good states added to the current set F is larger or equal to the expected number of bad states.

For every iteration i in which we sample τ_i both G_i and B_i depends on the following:

1. The realizations of the sampled trajectory, τ_i , and in particular on $\text{new}_{F_{i-1}}(\tau_i)$.
2. The probability of adding it to F , i.e., $1/\text{new}_{F_{i-1}}(\tau_i)$.

Next, we prove Equation (3).

Lemma 19. *Assume event \mathcal{E} holds. Thus, for all iterations i inside the while-loop we have*

$$\mathbb{E}[B_i|F_{i-1}] \leq \mathbb{E}[G_i|F_{i-1}],$$

where the expectation is over the trajectory τ that is sampled from the MC dynamics and added to F_{i-1} according to $Q_{F_{i-1}}$.

Proof. Since event \mathcal{E} holds, we have that $\Delta(F_{i-1}) \geq 2\rho$ as long as we do not terminate in iteration i .

We can use it to bound $\mathbb{E}_\tau[B_i|F_{i-1}]$ by

$$\begin{aligned} \mathbb{E}_\tau[B_i|F_{i-1}] &\leq \sum_{h=1}^H \frac{\Pr_\tau[\text{new}_{F_{i-1}}(\tau) = h \wedge \tau \not\subseteq F^*]}{h} \cdot h \\ &= \Pr_\tau[\text{new}_{F_{i-1}}(\tau) \neq 0 \wedge \tau \not\subseteq F^*] \underbrace{\leq}_{\text{Lemma 18}} \Pr_\tau[\text{new}_{F_{i-1}}(\tau) \neq 0 \wedge \tau \subseteq F^*] \\ &= \sum_{h=1}^H \frac{\Pr_\tau[\text{new}_{F_{i-1}}(\tau) = h \wedge \tau \subseteq F^*]}{h} \cdot h \leq \mathbb{E}_\tau[G_i|F_{i-1}]. \end{aligned}$$

■

Theorem 8. *Given $\rho, \epsilon, \lambda \in (0, 1)$, FINDING SAFEZONE Algorithm returns a subset $F \subseteq \mathcal{S}$ such that:*

1. *The escape probability is bounded from above by $\Delta(F) \leq 2\rho + 2\epsilon$, with probability $1 - \lambda$.*
2. *The expected size of F given \mathcal{E} is bounded by $\mathbb{E}[|F| \mid \mathcal{E}] \leq 2k^*$.*
3. *The sample complexity of the algorithm is bounded by $O\left(\frac{k^*}{\lambda\epsilon^2} \ln \frac{k^*}{\lambda} + \frac{Hk^*}{\rho\lambda}\right)$, and the running time is bounded by $O\left(\frac{Hk^*}{\lambda\epsilon^2} \ln \frac{k^*}{\lambda} + \frac{H^2k^*}{\rho\lambda}\right)$, with probability $1 - \lambda$.*

Proof. Assume that the event \mathcal{E} holds, and recall that

$$\Pr[\mathcal{E}] \geq 1 - \lambda/4. \tag{6}$$

We start with the first clause. Since event \mathcal{E} holds, Lemma 17 in particular implies that $\Delta(F) \leq 2\rho + 2\epsilon$, hence the first clause holds. For second clause, we will bound $\mathbb{E}[|F| \mid \mathcal{E}]$ from above by $2k^*$. Since \mathcal{E} holds, we have that $\Delta(F_{i-1}) \geq 2\rho$, for every i inside the while-loop, thus Lemma 19 yields

$$\mathbb{E}[B_i \mid F_{i-1}] \leq \mathbb{E}[G_i \mid F_{i-1}].$$

This implies that

$$\mathbb{E}[|F| \mid \mathcal{E}] \leq 2 \sum_i \mathbb{E}_{F_{i-1}}[\mathbb{E}[G_i \mid F_{i-1}]] \mid \mathcal{E}] \leq 2k^*, \quad (7)$$

where the last inequality follows from the definition of G_i , as $\sum_i G_i \leq |F^*| = k^*$.

We continue with the third clause of the theorem. Let M denote the sample complexity of the algorithm, namely $M = M_F + M_E$ where M_F is the expected total number of trajectories sampled within the FINDING SAFEZONE Algorithm (without the samples made by *EstimateSafety* Subroutine) and M_E is total number of trajectories sampled using *EstimateSafety*. We will bound each term separately.

Since \mathcal{E} holds, whenever we are inside the while-loop, $\Delta(F_i) \geq 2\rho$, which implies that it takes at most $1/2\rho$ trajectories in expectation to sample a trajectory that escapes F_i , and such trajectory is accepted with probability at least $1/H$.

Thus, from Wald's identity, it follows that

$$\mathbb{E}[M_F \mid \mathcal{E}] = \frac{H}{2\rho} \cdot \mathbb{E}[|F| \mid \mathcal{E}] \leq \frac{Hk^*}{\rho}.$$

From Markov's inequality on the above inequality, with probability at least $1 - \frac{\lambda}{4}$,

$$\Pr \left[M_F \geq \frac{4Hk^*}{\rho\lambda} \mid \mathcal{E} \right] \leq \frac{\lambda}{4}. \quad (8)$$

Moving on to bound M_E . Since \mathcal{E} holds, it follows from Equation (7) and Markov's inequality that

$$\Pr \left[|F| \geq \frac{8k^*}{\lambda} \mid \mathcal{E} \right] = \Pr \left[|F| \geq 2k^* \cdot \frac{4}{\lambda} \mid \mathcal{E} \right] = \Pr \left[|F| \geq \mathbb{E}[|F| \mid \mathcal{E}] \cdot \frac{4}{\lambda} \mid \mathcal{E} \right] \leq \frac{\lambda}{4}. \quad (9)$$

If $|F| \leq \frac{8k^*}{\lambda}$, the number of calls for Subroutine *EstimateSafety* is also bounded by $8\pi k^*/\lambda$ (we only call *EstimateSafety* after we added states to F). It also implies that $\frac{3\lambda^3}{2(8\pi k^*)^2} \leq \lambda_j$ for every $j \geq 1$. Thus, if $|F| \leq \frac{8k^*}{\lambda}$,

$$\begin{aligned} M_E &= \sum_{j=1}^{|F|} N_j \leq \sum_j^{\frac{8k^*}{\lambda}} \frac{1}{2\epsilon^2} \ln \frac{2}{\lambda_j} \leq \sum_j^{\frac{8k^*}{\lambda}} \frac{1}{2\epsilon^2} \ln \frac{2}{\frac{3\lambda^3}{2(8\pi k^*)^2}} \leq \sum_j^{\frac{8k^*}{\lambda}} \frac{1}{2\epsilon^2} \ln \frac{86(\pi k^*)^2}{\lambda^3} \\ &= \frac{8k^*}{2\lambda\epsilon^2} \ln \frac{86(\pi k^*)^2}{\lambda^3} = \frac{4k^*}{\lambda\epsilon^2} \ln \frac{86(\pi k^*)^2}{\lambda^3} \end{aligned}$$

Combining the above with Equation (9), we get

$$\Pr \left[M_E > \frac{4k^*}{\lambda\epsilon^2} \ln \frac{86(\pi k^*)^2}{\lambda^3} \mid \mathcal{E} \right] \leq \frac{\lambda}{4} \quad (10)$$

As $M = M_F + M_E$, union bound over Equation (6), Equation (8) and Equation (10) implies that with probability $\geq 1 - 3\lambda/4 > 1 - \lambda$,

$$M = O \left(\frac{k^*}{\lambda\epsilon^2} \ln \frac{k^*}{\lambda} + \frac{Hk^*}{\rho\lambda} \right) \quad (11)$$

For each trajectory we sample we run in time $O(H)$, e.g., by using a lookup table for maintaining the current set F . Consequently, if the event in Equation (11) holds then the running time of the algorithm is bounded by

$$O \left(\frac{Hk^*}{\lambda\epsilon^2} \ln \frac{k^*}{\lambda} + \frac{H^2k^*}{\rho\lambda} \right).$$

Overall, all the clauses in the lemma hold with probability $\geq 1 - \lambda$. ■

B.2 Proof of Theorem 9

Theorem 9. (main theorem) *Given $\epsilon, \rho, \delta > 0$, if we run FINDING SAFEZONE for $\Theta(\frac{1}{\delta})$ times and return the smallest output set, $F \subseteq \mathcal{S}$, then with probability ≥ 0.99*

1. *The escape probability is bounded by*

$$\Delta(F) \leq 2\rho + 2\epsilon.$$

2. *The size of F is bounded from above by*

$$|F| \leq (2 + \delta)k^*.$$

3. *The total sample complexity and running time are bounded by $O(\frac{k^*}{\delta^2\epsilon^2} \ln \frac{k^*}{\delta} + \frac{Hk^*}{\rho\delta^2})$, and $O(\frac{Hk^*}{\delta^2\epsilon^2} \ln \frac{k^*}{\delta} + \frac{H^2k^*}{\rho\delta^2})$, respectively.*

Proof. Assume we run FINDING SAFEZONE Algorithm for $m = \frac{2\ln 300}{\delta}$ times and denote each algorithm output by F^i . Return the smallest set $F = \arg\min_{F^i} |F^i|$.

It follows from Theorem 8 that for every $\lambda \in (0, 1)$, each F^i is of expected size $\mathbb{E}[|F^i|] \leq 2k^*$, and is $(2\rho + 2\epsilon)$ -safe with probability $\geq 1 - \lambda$. Choosing $\lambda = \frac{0.01}{3m}$ implies

$$\Pr[\Delta(F) > 2\rho + 2\epsilon] \leq \frac{0.01}{3}. \quad (12)$$

In addition, from Markov's inequality it follows that for every $\delta > 0$,

$$\begin{aligned}
\Pr \left[|F^i| > (2 + \delta)k^* \right] &\leq \Pr \left[|F^i| > (2 + \delta)k^* | \mathcal{E} \right] + \Pr[\mathcal{E}] \\
&\leq \frac{2k^*}{(2 + \delta)k^*} + \lambda \\
&= 1 - \frac{\delta/2}{1 + \delta/2} + \lambda \\
&= 1 - \frac{\delta/2 - \lambda - \lambda\delta/2}{1 + \delta/2}
\end{aligned}$$

From the independence of the algorithm runs, for $m = \frac{2 \ln 300}{\delta}$,

$$\begin{aligned}
\Pr[|F| > (2 + \delta)k^*] &\leq \Pr[\forall i : (|F^i| > (2 + \delta)k^*)] \\
&\leq \prod_{i \in [m]} \Pr[|F^i| > (2 + \delta)k^*] \\
&\leq \left(1 - \frac{\delta/2 - \lambda - \lambda\delta/2}{1 + \delta/2} \right)^m \\
&\leq e^{-m(\frac{\delta/2 - \lambda - \lambda\delta/2}{1 + \delta/2})} \leq \frac{0.01}{3}.
\end{aligned}$$

Hence

$$\Pr[|F| > (2 + \delta)k^*] \leq \frac{0.01}{3}. \quad (13)$$

As for the sample complexity, let M_i denote the (random) sample complexity of the i -th run, and let us denote

$$\bar{M} = \frac{4k^*}{\lambda\epsilon^2} \ln \frac{86(\pi k^*)^2}{\lambda^3} + \frac{4Hk^*}{\rho\lambda}.$$

From Theorem 8, $M_i > \bar{M}$ with probability $< \lambda$.

By taking union bound on the sample complexity bound per one run, we get

$$\Pr[\exists i : M_i > \bar{M}] \leq \sum_{i \in [m]} \Pr[M_i > \bar{M}] \leq m \cdot \lambda = \frac{0.01}{3}.$$

Where the last inequality follows from Theorem 8, and $\lambda = \frac{0.01}{3m}$.

Assigning $m = \frac{2 \ln 300}{\delta}$ and $\lambda = \frac{0.01}{3m} = \frac{0.01\delta}{6 \ln 300}$, we get that with probability $\geq 1 - \frac{0.01}{3}$,

$$\sum_{i=1}^m M_i = O \left(\frac{mk^*}{\lambda\epsilon^2} \ln \frac{k^*}{\lambda} + \frac{mHk^*}{\rho\lambda} \right) = O \left(\frac{k^*}{\delta^2\epsilon^2} \ln \frac{k^*}{\delta} + \frac{Hk^*}{\rho\delta^2} \right) \quad (14)$$

Since the algorithm runs in time $O(H)$ for every trajectory sampled, if the sample complexity is bounded by the above term, then the total running time is bounded by $O \left(\frac{Hk^*}{\delta^2\epsilon^2} \ln \frac{Hk^*}{\delta} + \frac{Hk^*}{\rho\delta^2} \right)$.

Finally, from union bound over Equation (12), Equation (13) and Equation (14) all the theorem properties hold with probability ≥ 0.99 . \blacksquare

C Proofs of Section 5

Theorem 11. *For every graph $G = (V, E)$ and an integer k_c there exists a clique of size k_c in $G \iff \text{SAFEZONE}(M(G), k_c, \rho)$ answers YES.*

Proof. (\implies) If there is a clique of size k_c , then we can take the corresponding k states. The probability to remain in this subset is at least $\left(\frac{k-1}{d}\right)^2$. Thus, an exact solver for SAFEZONE must return YES.

(\impliedby) Suppose there is no clique of size k . Assume by contradiction that the reduction (algorithm) returns YES. Let s_0 be a vertex which was the starting state from the running instance which the YES came from and let \hat{F} denote the output of SAFEZONE. We will show that the probability to remain in any subset of size k is smaller than $\left(\frac{k-1}{d}\right)^2$.

Since there is no clique of size k in G , we know that \hat{F} is not a clique. It therefore follows that there exists at least two vertexes, $s_a, s_b \in V$ such that $(s_a, s_b) \notin E$.

We will now bound the probability of escape from state s_0 by exhaustion.

1. If $s_0 \neq s_a$, then

$$\begin{aligned} \Pr[\text{escape from } s_0] &\geq \Pr[t = 1 : (s_0, s'), s' \notin \hat{F}] \\ &+ \Pr[t = 1 : (s_0, s), s \neq s_a] \cdot \Pr[t = 2 : (s, s'), s' \notin \hat{F} | t = 1 : (s_0, s), s \neq s_a] \\ &+ \Pr[t = 1 : (s_0, s_a)] \cdot \Pr[t = 2 : (s_a, s'), s' \notin \hat{F} | t = 1 : (s_0, s_a)] \\ &= \frac{d - (k - 1)}{d} + \frac{k - 2}{d} \cdot \frac{d - (k - 1)}{d} + \frac{1}{d} \cdot \frac{d - (k - 2)}{d} \\ &= 1 - \frac{k - 1}{d} + \frac{k - 2}{d} - \frac{(k - 2)(k - 1)}{d^2} + \frac{1}{d} - \frac{k - 2}{d^2} = \\ &= 1 - \frac{k - 2}{d^2}(k - 1 + 1) = 1 - \frac{k(k - 2)}{d^2} \end{aligned}$$

Hence

$$\Pr[\text{staying}] \leq \frac{k(k - 2)}{d^2} < \frac{(k - 1)^2}{d^2}.$$

2. If $s_0 = s_a$, then

$$\begin{aligned} \Pr[\text{escape from } s_0] &\geq \Pr[t = 1 : (s_0, s'), s' \notin \hat{F}] \\ &+ \Pr[t = 1 : (s_0, s), s \in \hat{F}] \cdot \Pr[t = 2 : (s, s'), s' \notin \hat{F} | t = 1 : (s_0, s), s \in \hat{F}] \\ &= \frac{d - (k - 2)}{d} + \frac{k - 2}{d} \cdot \frac{d - (k - 1)}{d} \\ &= 1 - \frac{k - 2}{d} + \frac{k - 2}{d} - \frac{(k - 2)(k - 1)}{d^2} \\ &= 1 - \frac{(k - 2)(k - 1)}{d^2} \end{aligned}$$

Hence

$$\Pr[\text{staying}] \leq \frac{(k - 2)(k - 1)}{d^2} < \frac{(k - 1)^2}{d^2}.$$

■

D Additional Figures for Section 6

Figure 5 depicts the two policies discussed in the paper when $N = 7$.

Figure 6 depicts coverage percentage for the different algorithms discussed in the paper when applied to the second policy.

Figure 7 shows the visits of the policies described in the main paper for $N = 30$. It is immediately clear that the SAFEZONE of the two policies are fundamentally different. As mentioned, this affects their SAFEZONE sizes. Namely, when trying to go right from a current state in the lowest row it is impossible to get to square which is lower than that, and the first policy takes advantage of this. In contrast, the second policy keeps trying to go up from lowest row, which implies that in expectation it goes down more times compared to the first.

E Exact Computation

In this section we assume that the transition function is known to the algorithm and show how to compute $\Delta(F)$.

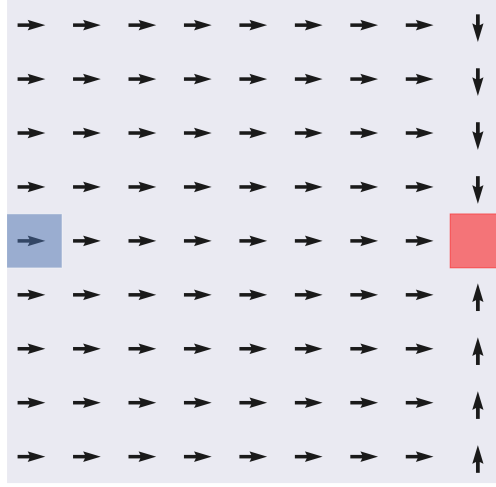
Given a Markov Chain $\langle \mathcal{S}, P, s_0 \rangle$ and a set $F \subseteq \mathcal{S}$ we create a new Markov Chain $\langle \mathcal{S}', P', s_0 \rangle$ as follows. We add a new state $s_{sink} \notin \mathcal{S}$, and set $\mathcal{S}' = F \cup \{s_{sink}\}$. Each transition from a state $s \in F$ to a state $s' \notin F$ we modify and make the transition in P' to the sink s_{sink} . In P' , when we are in s_{sink} we always stay in s_{sink} . More formally: (1) if $s, s' \in F$ then $P'(s'|s) = P(s'|s)$, (2) we set $P'(s_{sink}|s) = \sum_{s' \notin F} P(s'|s)$ and (3) $P'(s_{sink}|s_{sink}) = 1$ and $P'(s|s_{sink}) = 0$ for $s \neq s_{sink}$.

Now we claim that $\Delta(F) = \Pr_{P'}[s_H = s_{sink}]$, since any trajectory that reaches a state not in F will reach the sink in P' and stay there. We can compute $\Pr_{P'}[s_H = s_{sink}]$ using standard dynamics programming.

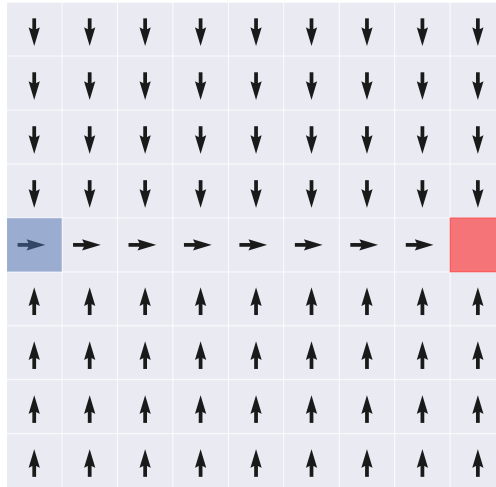
The running time of constructing $\langle \mathcal{S}', P', s_0 \rangle$ is $O(|\mathcal{S}|^2)$. Computing the probability of $\Pr_{P'}[s_H = s_{sink}]$ takes $O(H|\mathcal{S}|^2)$. Therefore we have established the following.

Lemma 20. *Given a Markov chain $\langle \mathcal{S}, P, s_0 \rangle$ and a set $F \subseteq \mathcal{S}$ we can compute $\Delta(F)$ in time $O(|\mathcal{S}|^2 H)$.*

Note that the above lemma implements an exact version of the *EstimateSafety* Subroutine.



(a) Go right and then to the goal state.



(b) Go to the middle and then right.

Figure 5: Two policies for the same MDP with $N = 7$. Starting state, s_0 , in blue, goal state in red.

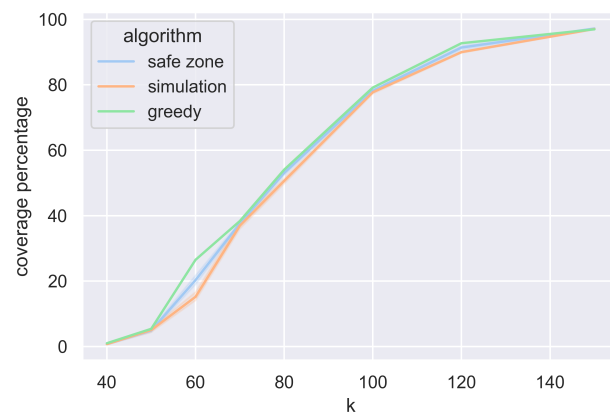
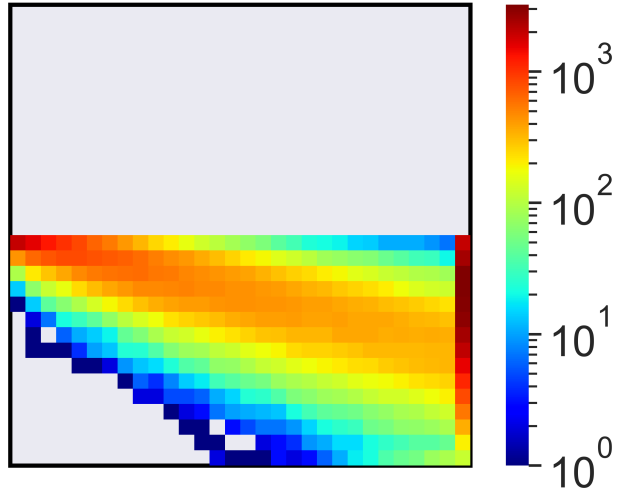
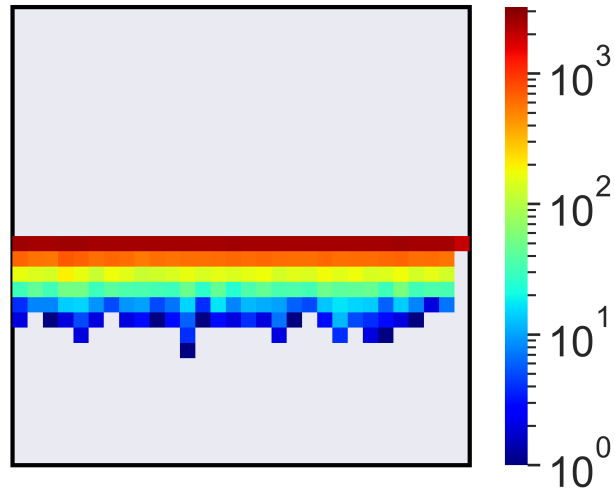


Figure 6: SAFEZONE coverage for the second policy.



(a) Number of visits at each state for policy “Go right and then to the middle”



(b) Number of visits at each state for policy “Go to the middle and then right”

Figure 7: Total number of visits for the two policies.