


# Transitions in Dynamic Map Labeling

Thomas Depian ✉

Algorithms and Complexity Group, TU Wien, Vienna, Austria

Guangping Li ✉ 

Algorithms and Complexity Group, TU Wien, Vienna, Austria

Martin Nöllenburg ✉ 

Algorithms and Complexity Group, TU Wien, Vienna, Austria

Jules Wulms ✉ 

Algorithms and Complexity Group, TU Wien, Vienna, Austria

---

## Abstract

The labeling of point features on a map is a well-studied topic. In a static setting, the goal is to find a non-overlapping label placement for (a subset of) point features. In a dynamic setting, the set of point features and their corresponding labels changes, and the labeling has to adapt to such changes. To aid the user in tracking these changes, we can use morphs, here called *transitions*, to indicate how a labeling changes. Such transitions have not gained much attention yet, and we investigate different types of transitions for labelings of points, most notably *consecutive* transitions and *simultaneous* transitions. We give (tight) bounds on the number of overlaps that can occur during these transitions. When each label has a (non-negative) weight associated to it, and each overlap imposes a penalty proportional to the weight of the overlapping labels, we show that it is NP-complete to decide whether the penalty during a simultaneous transition has weight at most  $k$ .

**2012 ACM Subject Classification** Theory of computation → Computational geometry; Human-centered computing → Geographic visualization; Theory of computation → Problems, reductions and completeness

**Keywords and phrases** Map labeling, Dynamic labels, Label overlaps, Morphs, NP-completeness

**Funding** *Guangping Li*: Funded by the Austrian Science Fund (FWF) under grant P31119.

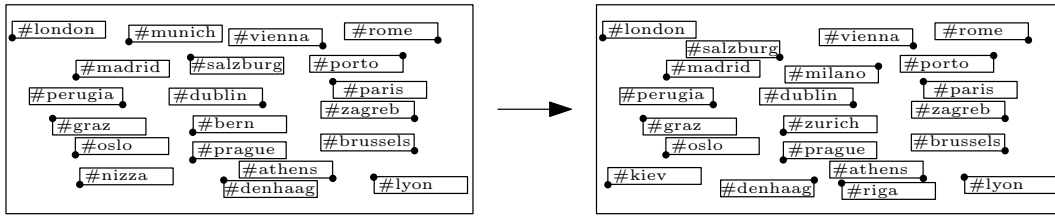
*Jules Wulms*: Funded partially by the Austrian Science Fund (FWF) under grant P31119 and partially by the Vienna Science and Technology Fund (WWTF) under grant ICT19-035.

## 1 Introduction

Maps are ubiquitous in the modern world: from geographic to political maps, and from detailed road networks to schematized metro maps, maps are used on a daily basis. Advances in technology allow us to use digital maps on-the-fly and in a highly interactive fashion, by means of panning, zooming, and searching for map features. Besides changes induced by the user, maps can also change passively, for example automated panning during gps routing, or changing points of interest when visualizing time-varying geospatial (point) data.

Important features on a map are often labeled. Examples of such features are areas (such as countries and mountain ranges), curves (for example roads and rivers), and most importantly points (of interest). The aforementioned interactions force map features and their corresponding labels to change, by appearing, disappearing, or changing position. Instead of swapping between the map before and after such changes, we can use morphs, here called *transitions*, to allow the user to more easily follow changes in map features and labelings. Figure 1 shows why such transitions are important: even for two very similar map labelings, a lot of mental effort can be required to identify the differences.

While previous research focused mainly on (the complexity of) computing labelings, in various static [1, 9, 16], interactive [3, 4, 10, 13], and dynamic [2, 5] settings, in this paper we study transitions on maps that show point features  $P$  and their labels  $L$ . Let  $P$  be a



■ **Figure 1** A visual scan of the individual labels is necessary to identify all changes [15].

finite point set in  $\mathbb{R}^2$ , where each point  $p_i \in P$  has a label  $l_i \in L$  associated to it. Labels are axis-aligned unit-sized squares in the frequently used four-position model, that is, each point  $p_i$  has four possible candidate positions to place label  $l_i$  [9] (see Figure 2a). While labels are often modeled as arbitrary (axis-aligned) rectangles, we use squares with side length  $\sigma = 1$  for simplicity, and show in Appendix A how our results extend to arbitrary rectangles. A labeling  $\mathcal{L} \subseteq L$  of  $P$  consists of a set of pairwise non-overlapping labels, and can be drawn on a map conflict-free, by drawing only the labels in  $\mathcal{L}$  with their associated points. If the label  $l \in L$  for a point  $p \in P$  is not contained in  $\mathcal{L}$ , we do not draw  $p$  either.

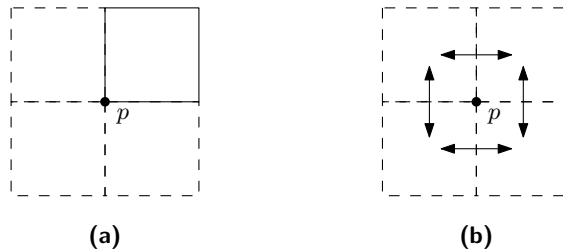
Furthermore, we work in a dynamic setting, where points appear and disappear at different moments in time, and hence the set  $P$  changes through additions and deletions. Every time additions and deletions are made to  $P$ , a new overlap-free labeling must be computed, thus resulting in a change from labeling  $\mathcal{L}_1$ , before the changes, to labeling  $\mathcal{L}_2$ , afterwards. In this paper we study different types of transitions from  $\mathcal{L}_1$  to  $\mathcal{L}_2$ . During such a transition, the individual labels are allowed to move in the sliding-position model [16] (see Figure 2b). Our aim is to find transitions that achieve optimization criteria, such as minimizing the number of overlaps during a transition, or minimizing the time required to perform a transition. To our knowledge, this is the first time transitions have been studied in this way.

**Problem description.** Given two (overlap-free) labelings  $\mathcal{L}_1$  and  $\mathcal{L}_2$ , we denote a transition between them with  $\mathcal{L}_1 \rightarrow \mathcal{L}_2$ . Such a transition consists of changes of the following types.

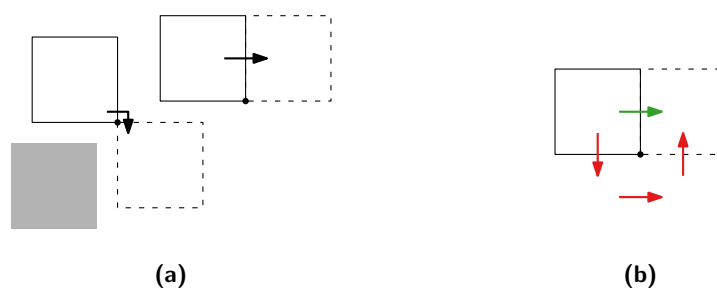
**Additions** If only label  $l_i$  of a feature point  $p_i$  must be added, we denote this by  $\mathcal{L}_1 \xrightarrow{A_i} \mathcal{L}_2$ .

**Removals** If only label  $l_i$  of a feature point  $p_i$  must be removed, we denote this by  $\mathcal{L}_1 \xrightarrow{R_i} \mathcal{L}_2$ .

**Movements** If only label  $l_i$  of a feature point  $p_i$  must change from its position in  $\mathcal{L}_1$  to a new position in  $\mathcal{L}_2$ , we denote this by  $\mathcal{L}_1 \xrightarrow{M_i} \mathcal{L}_2$ . Movements are unit speed and axis-aligned, in the sliding-position model. Note that a diagonal movement, as in Figure 3a (left), takes twice as long as a movement to an adjacent position.



■ **Figure 2** (a) The four candidate positions for label  $l$  of point  $p$ , with  $l$  placed in the top-right position. (b) Labels continuously move between candidate positions using the sliding-position model.



■ **Figure 3 (a)** Minimizing overlaps by moving around the gray stationary label. **(b)** Minimizing duration by using a single movement along the green arrow, instead of moving along the red arrows.

A label is *stationary* if it remains unchanged during a transition. Applying multiple transitions consecutively is indicated by chaining the corresponding transition symbols:  $\mathcal{L}_1 \xrightarrow{M_i M_j} \mathcal{L}_2$  denotes that label  $l_i$  moves before label  $l_j$ . Furthermore,  $\mathcal{L}_1 \xrightarrow{M} \mathcal{L}_2$  is a shorthand for applying all movement-transitions simultaneously. All these notions extend to additions and removals, using  $A$  and  $R$ , respectively, instead of  $M$ . A transition has no effect if no point must be transformed with the respective transition, e.g., even if there are no additions, the transition  $\mathcal{L}_1 \xrightarrow{A} \mathcal{L}_2$  is still applicable; it simply does not modify the labeling.

We aim to identify types of transitions that try to achieve the following goals.

**$\mathcal{G}_1$ – Minimize overlaps** While the two labelings are overlap-free, overlaps can occur during the transition from  $\mathcal{L}_1$  to  $\mathcal{L}_2$ . Those overlaps should be avoided as much as possible, by, for instance, adjusting the movement direction of labels, as shown in Figure 3a.

**$\mathcal{G}_2$ – Minimize transition duration** The main goal is still to show a map in a (mostly) static state. Hence, we want to perform the transitions as fast as possible. This can be achieved by disallowing detours, as in Figure 3b, or by performing the changes simultaneously.

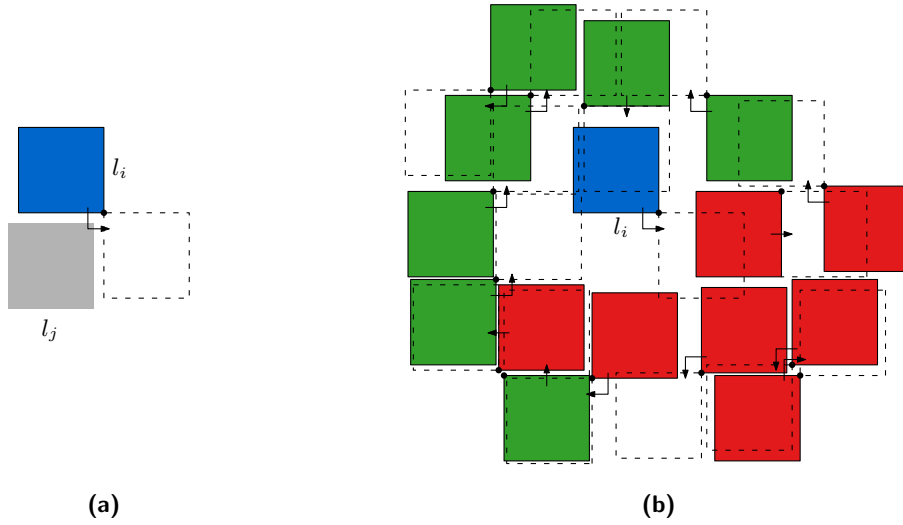
Optimizing both goals simultaneously is often impossible as there can be a trade-off: performing the transition as fast as possible to achieve  $\mathcal{G}_2$  often leads to unnecessary overlaps, while preventing as many overlaps as possible to achieve  $\mathcal{G}_1$  may require more time. However, to work towards both  $\mathcal{G}_1$  and  $\mathcal{G}_2$ , we can perform all additions simultaneously, as well as all removals. Furthermore, if we perform removals before movements, and movements before the additions, we create free space for the movements, to reduce the number of overlaps without wasting time. Let  $X$  be an arbitrary way of performing all movements required to change from  $\mathcal{L}_1$  to  $\mathcal{L}_2$  (consecutively and/or simultaneously), then we can observe the following.

► **Observation 1.1.** *A transition of the form  $\mathcal{L}_1 \xrightarrow{RXA} \mathcal{L}_2$  aids in achieving both  $\mathcal{G}_1$  and  $\mathcal{G}_2$ .*

In the following sections we introduce and analyze different *transition styles*. Each such transition style is a variant of the style  $RXA$ , as prescribed by Observation 1.1. Each section considers a style that fills in the movement described by  $X$  in a unique way.

## 2 Consecutive Transitions

**Naive transitions.** Before we can propose more elaborate transition styles, we first evaluate the potential overlaps for a single label performing its movement. Figure 4a shows how only a single stationary square label can interfere with the moving label.



■ **Figure 4 (a)** Since all labels are squares with side length  $\sigma$ , the moving blue label  $l_i$  can overlap only a single gray stationary label  $l_j$ . **(b)** The blue label  $l_i$  overlaps 14 other labels during the movement transitions. The green labels move before  $l_i$ , red labels move after  $l_i$ .

► **Lemma 2.1.** In  $\mathcal{L}_1 \xrightarrow{RM_iA} \mathcal{L}_2$ , where only label  $l_i$  moves, at most one overlap can occur.

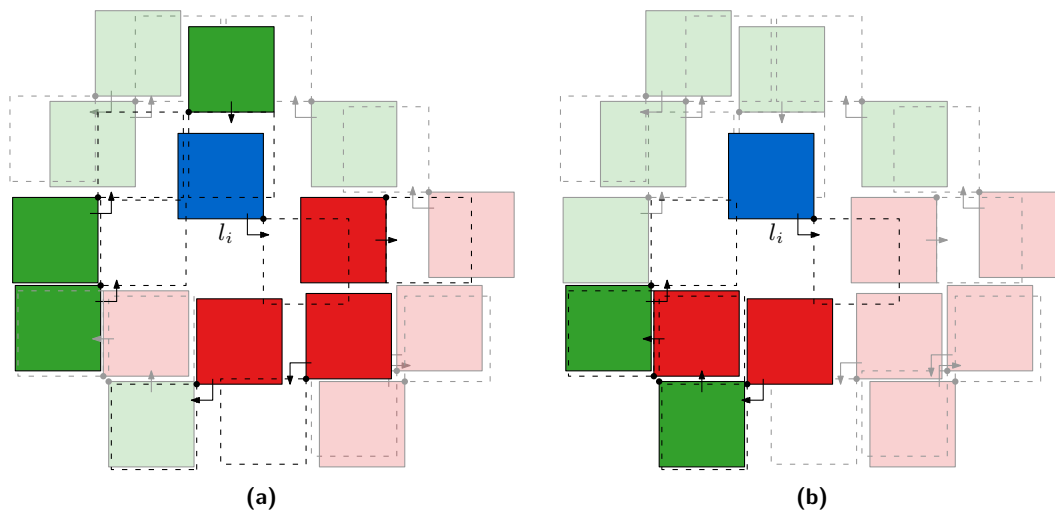
**Proof.** As we perform removals before the movement and additions afterwards, we can guarantee that the start and end positions of label  $l_i$  are free. Thus any overlap can occur only during diagonal movement of  $l_i$ , when  $l_i$  moves from one candidate position in  $\mathcal{L}_1$ , to a non-adjacent candidate position in  $\mathcal{L}_2$ . Assume without loss of generality that  $l_i$  traverses the lower-left label position, when moving from top-left to bottom-right. Only a single other (stationary) label  $l_j$  can be positioned such that both  $\mathcal{L}_1$  and  $\mathcal{L}_2$  are overlap-free and the label overlaps with the area traversed by  $l_i$  (see Figure 4a). Any additional label overlapping the traversed area, without overlapping  $l_j$ , would overlap the start or end position of  $l_i$ . ◀

Next we consider an arbitrary order of all  $n$  moving labels in a transition.

► **Lemma 2.2.** In  $\mathcal{L}_1 \xrightarrow{RM_1 \dots M_n A} \mathcal{L}_2$  at most  $7n$  overlaps can occur.

**Proof.** When moving labels consecutively, not only the traversed area of a label  $l_i$  can be occupied, but also its start or end position can be occupied by another label  $l_j$  that moves earlier or later, respectively. Such a situation produces one overlap per  $l_j$ , and we will show that at most 14 such labels can exist. See Figure 4b for an example of the construction that achieves this number of overlaps. However, each overlap involves two labels in this case, and hence should not be counted double. To prevent this, we build a conflict graph, where each vertex represents a label and each edge between two vertices represents an overlap between the respective labels. If we can bound the degree of each vertex by a constant  $c$ , in our case  $c = 14$ , then the total number of overlaps for  $n$  moving labels is at most  $\frac{c}{2}n = 7n$ , by the handshaking lemma. Let us consider the case in which label  $l_i$  performs a diagonal movement. We later argue why this ultimately leads to the most overlaps for  $l_i$ . Assume w.l.o.g. that label  $l_i$  performs a diagonal movement from the top-left to the bottom-right position, moving through the bottom-left position. Let  $L' \subseteq L$  be the set of labels overlapping  $l_i$  during movement and see Figures 5 and 6 for our construction.

The labels in  $L'$  which overlap the start position of  $l_i$  can start overlapping only during the transition, as otherwise  $\mathcal{L}_1$  is not overlap-free. Thus the start position of  $l_i$  can overlap



■ **Figure 5** (a) Labels overlapping with the blue label  $l_i$  at their start/end position. (b) Labels overlap  $l_i$  at its intermediate position. The green labels move before  $l_i$ , red labels move after  $l_i$ . All labels form an instance that achieves the proved upper bound.

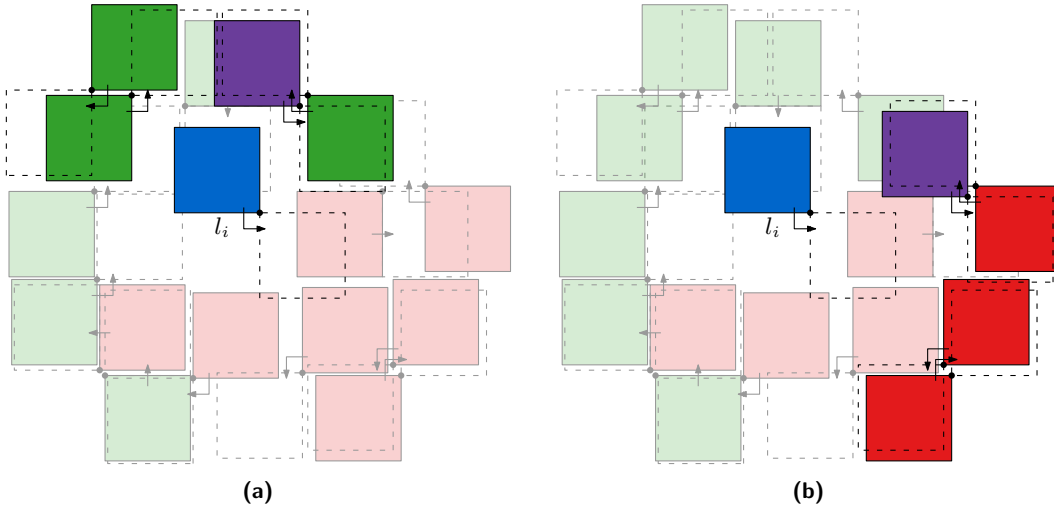
only with end positions (and intermediate positions) of labels in  $L'$ . Symmetrically, labels in  $L'$  overlapping the end position of  $l_i$  cannot overlap their assigned position at the end of the transition, since  $\mathcal{L}_2$  would then not be overlap-free. Hence the end position of  $l_i$  can overlap with only start (and intermediate) positions of labels in  $L'$ .

Since the labels in  $L'$  can also move themselves, we can allow some of the labels in  $L'$  to overlap while keeping  $\mathcal{L}_1$  and  $\mathcal{L}_2$  overlap-free. For example, we can overlap the start position of one label in  $L'$  with the end position of another label in  $L'$ . This overlap cannot happen on the start and end positions of  $l_i$ , as these positions of  $l_i$  overlap only with end and start positions of labels in  $L'$ , respectively, when  $\mathcal{L}_1$  and  $\mathcal{L}_2$  are overlap free. However, we can overlap the start and end positions of two labels in  $L'$ , if those positions occupy the intermediate position of  $l_i$  in the bottom-left corner;  $\mathcal{L}_1$  and  $\mathcal{L}_2$  can then still be overlap-free.

First consider the start position of  $l_i$ . Labels in  $L'$  intersecting this position should necessarily move before  $l_i$ , as otherwise  $l_i$  has moved away from its start position. The start position can overlap with at most three pairwise overlap-free end positions of labels in  $L'$  (see Figure 5a), as the end position of a fourth label would necessarily also overlap the end position of  $l_i$ . Furthermore, intermediate positions of diagonally moving labels in  $L'$  can also overlap with the start position of  $l_i$ . If we want such labels to overlap only the start position of  $l_i$ , and not the end or intermediate position of  $l_i$ , then there are at most four such labels in  $L'$  (see Figure 6a): two intersecting the top left corner of  $l_i$ , one moving diagonally to the top-right, and another moving diagonally to the bottom-left, and two labels moving symmetrically at the top right corner of  $l_i$ .

Second, consider the end position of  $l_i$ . Labels in  $L'$  intersecting this position necessarily move after  $l_i$ , to ensure  $l_i$  has reached its end position. For labels in  $L'$  starting on the end position of  $l_i$  we can repeat the whole argument for the start position of  $l_i$ , but exchange “start position” by “end position”, and vice versa (see again Figure 5a). For labels in  $L'$  whose intermediate position overlaps with only the end position of  $l_i$ , we know that they must overlap in the top-right and bottom-right corner. Again for each corner there are at most two labels moving in opposite diagonal directions along the corners (see Figure 6b).

Third, consider the intermediate position of  $l_i$  and see Figure 5b for the following



■ **Figure 6** Labels whose intermediate positions overlap with the blue label  $l_i$  **(a)** at the start position of  $l_i$ , and **(b)** at the end position of  $l_i$ . Only purple labels overlap with other labels. All other labels form an instance that achieves the proved upper bound.

argumentation. Labels whose intermediate position overlaps with the intermediate position of  $l_i$  are not interesting: such labels will never overlap, since movement is consecutive. The intermediate position of  $l$  can hence overlap with at most four labels in  $L'$ , two labels extending into the start and end positions of  $l_i$ , respectively, and two labels, with overlapping start and end positions, in the corner opposite of the corner where the point  $p_i$  of label  $l_i$  is located. We can make two important observations here. The two overlapping labels can be located only in the intermediate position of  $l_i$ , as otherwise we would have overlapping labels at the start or end position of  $l_i$ . Additionally, the start and end positions of labels in  $L'$  cannot overlap with  $p_i$ , as these labels would then overlap with both the start and end positions of  $l_i$  and in this way cause an overlap.

Finally, we combine the previous observations geometrically. The start and end positions of  $l_i$  overlap with at most 7 labels each, while the intermediate position overlaps with at most 4 labels. The labels overlapping the intermediate position, and extending into start or end position, should necessarily be one of the three labels intersecting the start or end position of  $l_i$ , as otherwise the labelings before or after the transition are not overlap-free. Furthermore, since the movement of  $l_i$  is diagonal, first downwards and then rightwards, the top-right corners of the start and end positions are located close to each other. As a result, the labels whose intermediate positions intersect these corners can overlap (see Figures 6a and 6b). The start positions of the label moving from bottom-right to top-left at the start position, and the label moving from top-left to bottom-right at the end position overlap, and only one of the two labels can exist simultaneously in an overlap-free labeling. Similarly, the end positions of the label moving from top-left to bottom-right at the start position, and the label moving from bottom-right to top-left at the end position overlap, and again only one of them can exist at the same time. Thus we have 12 labels in total for the start and end position of  $l_i$ , and 2 labels intersecting only the intermediate position, leading to at most 14 labels overlapping  $l_i$ .

To conclude the proof, observe that a diagonal movement of  $l_i$  leads to more overlaps than a movement to an adjacent position. When the start and end positions are adjacent, each position can overlap only with two end and start positions respectively. However, since the corners of the start and end positions are no longer as close as before, each corner of, for example, the start position, not adjacent to the end position, can now have both labels whose intermediate position overlaps that corner — the geometric argument from the diagonal case no longer applies. This leads to 6 overlaps per start and end position. As there is no intermediate position, the total number of overlaps for  $l_i$  is at most 12 in this case. ◀

**DAG-based transitions.** To refine the naive approach, we model dependencies between movements in a *movement graph*, and use it to order movements and avoid certain overlaps.

► **Definition 2.3** (Movement graph). *Let  $\mathcal{M} = \{M_1, \dots, M_n\}$  be a set of movements. Create for each movement  $M_i \in \mathcal{M}$  a vertex  $v_i$ , and create a directed edge from  $v_i$  to  $v_j$ ,  $v_i \rightarrow v_j$ , if some intermediate or end position of  $M_j$  overlaps with the start position of  $M_i$ , or the end position of  $M_j$  overlaps with some intermediate position of  $M_i$ . If intermediate positions of  $M_i$  and  $M_j$  overlap, create the edge  $v_i \rightarrow v_j$ ,  $i < j$ . This results in the movement graph  $G_{\mathcal{M}}$ .*

An example for a movement graph is given in Figure 7.

► **Theorem 2.4.** *Movements in  $\mathcal{L}_1 \xrightarrow{RM_1 \dots M_n A} \mathcal{L}_2$  can be rearranged such that at most  $n + m$  overlaps occur, if removing  $m$  edges transforms  $G_{\mathcal{M}}$ , with  $\mathcal{M} = \{M_1, \dots, M_n\}$ , into a DAG.*

**Proof.** By Lemma 2.1, we know that at most one overlap occurs when moving a single label to a free end position. This leads to at most  $n$  overlaps for  $n$  consecutively moving labels, if no label moves to (or through) a position occupied by a label, which starts moving later.

Let  $G_{\mathcal{M}}$  be a movement graph with  $\mathcal{M} = \{M_1, \dots, M_n\}$ . There are two cases:

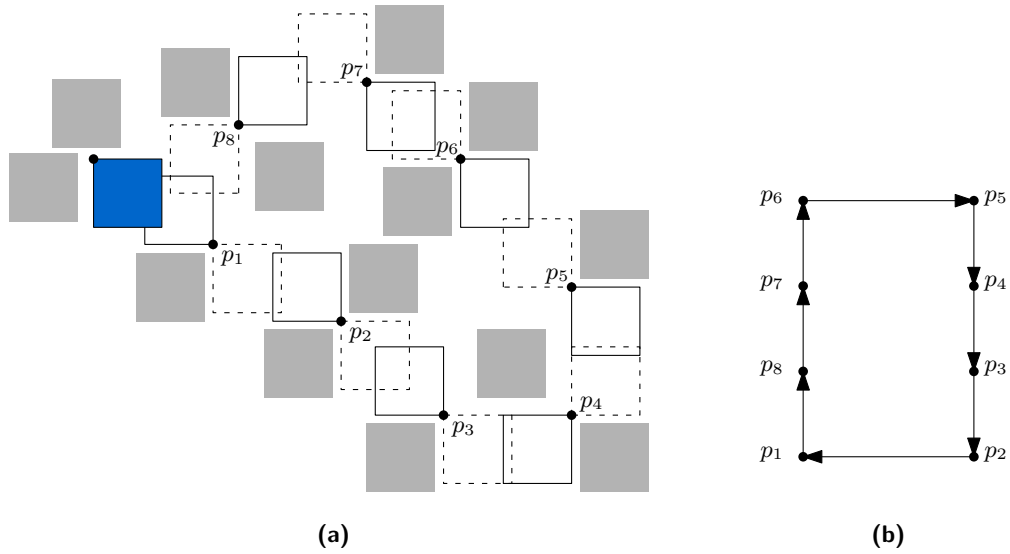
**Case (1)** If  $G_{\mathcal{M}}$  is acyclic, then handling all movements according to any topological ordering of the vertices of  $G_{\mathcal{M}}$  produces no additional overlaps.

**Case (2)** If  $G_{\mathcal{M}}$  contains cycles, then overlaps may be inevitable because each label in such a cycle wants to move to or through a position that is occupied by another moving label. Moreover, as the movements happen sequentially, one label in this cycle must move first and therefore may cause an overlap. Let  $m$  be the smallest number of edges that must be removed to break each cycle in  $G_{\mathcal{M}}$ , i.e., the size of a minimum feedback arc set  $S$ . As  $G_{\mathcal{M}}$  is cycle-free after removing  $S$ , case (1) applies and  $m$  additional overlaps suffice. ◀

We can see in Figure 7 that this bound is tight. Furthermore, it is not always necessary to perform all movements consecutively. We can observe that movements which are unrelated in  $G_{\mathcal{M}}$  can be performed simultaneously: when no overlap is possible, there is no edge in  $G_{\mathcal{M}}$ .

### 3 Simultaneous Transitions

Figure 8 shows three timelines of different transition styles, (1) a naive consecutive transition, (2) a DAG-based transition, and (3) simultaneous movement. While (1) produces four overlaps and takes four units of time, (2) and (3) produce no overlaps, and (3) only takes a single unit of time. This shows that it is sometimes unnecessary to perform the movements consecutively to minimize overlaps. In this section, we investigate how simultaneous movements influence the number of overlaps, and the complexity of minimizing overlaps.

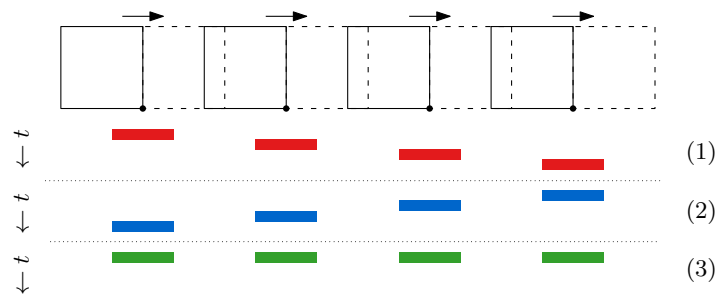


■ **Figure 7** (a) The blue label is added in this transition and forces  $n + m$  inevitable overlaps during movement ( $n = 8$  and  $m = 1$ ). Gray labels are stationary. (b) The corresponding movement graph.

► **Theorem 3.1.** In  $\mathcal{L}_1 \xrightarrow{RMA} \mathcal{L}_2$  at most  $6n$  overlaps can occur, where  $n$  is the number of labels that must be moved, and all movements are performed at unit speed.

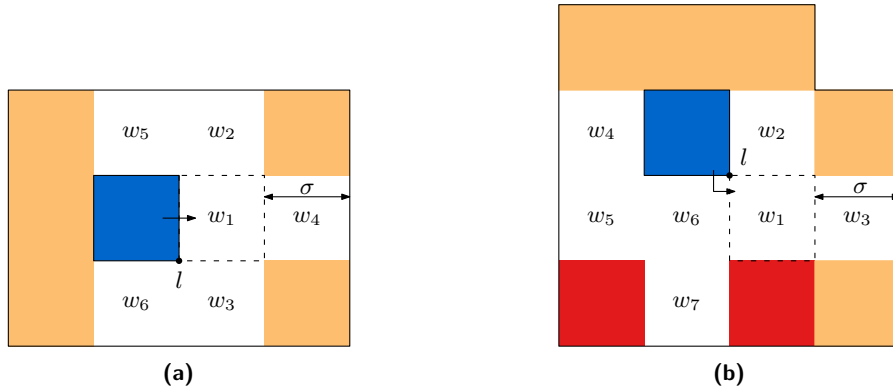
**Proof.** Let  $\sigma = 1$  denote the side length of a label. To show that the total number of overlaps is at most  $6n$ , we model the overlaps in a graph and consider the neighborhood of individual vertices. Let  $G$  be a conflict-graph where each vertex  $v_i$  corresponds to a label  $l_i$ . If two labels  $l_i$  and  $l_j$  overlap during the transition, we create an edge  $(v_i, v_j)$ , i.e., each edge corresponds to an overlap. Observe that each edge is adjacent to at least one moving label since two stationary labels cannot overlap. We proceed by evaluating the maximum possible degree of a moving label  $l$  and restrict ourselves to a  $\sigma$ -wide border around the bounding box of the movement area of  $l$ , that represents the area other labels must touch (before the transition) to overlap with  $l$ . We call this area the *overlapping region* of  $l$  and it is illustrated in Figure 9. Labels not intersecting the overlapping region of  $l$  by construction cannot overlap with  $l$ . We proceed by considering the two possible types of movements for  $l$ .

**Non-diagonal movement of  $l$ .** For a label  $l$  that performs a non-diagonal movement, the overlapping region is illustrated in Figure 9a. The light-orange area in the overlapping region indicates that the start position of a label overlapping  $l$  cannot lie solely in this area. If a



■ **Figure 8** Comparison of possible movement orderings with respect to  $\mathcal{G}_1$  and  $\mathcal{G}_2$ .



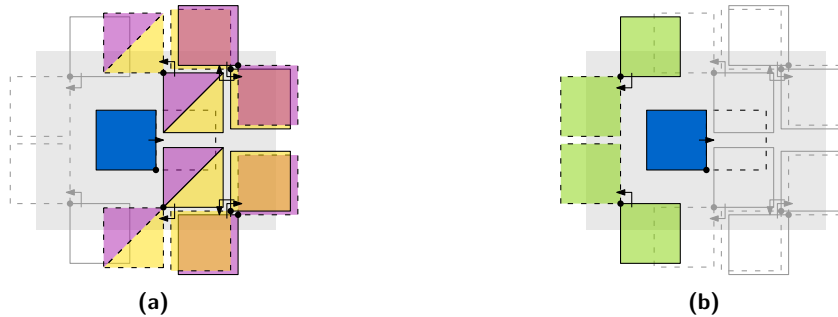


■ **Figure 9** Overlapping regions for **(a)** non-diagonal and **(b)** diagonal movement of the blue label  $l$ .

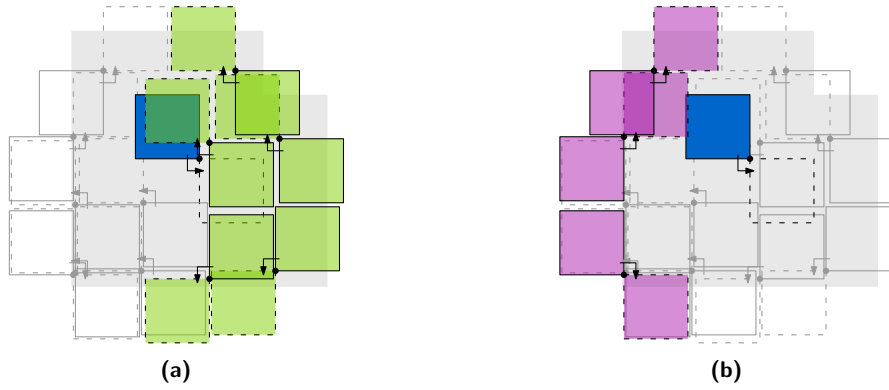
labels starts in the area behind  $l$ , then such a label would never overlap with  $l$ , since labels move simultaneously. The start position of labels overlapping  $l$  can neither overlap only the  $\sigma \times \sigma$  tiles diagonally adjacent to the end position of  $l$ , as the end position of those labels would overlap the end position of  $l$ , for any movement that allows the labels to overlap  $l$ .

Next consider the remaining (white) area in the overlapping region, and see Figure 10 for our construction. Consider first the end position  $w_1$  of  $l$  and the three  $\sigma \times \sigma$  tiles  $w_2, w_3$  and  $w_4$  adjacent to it. The total height of  $w_1, w_2$  and  $w_3$  combined is  $3\sigma$ , and hence the start positions of at most 4 labels can be stacked vertically to overlap this area (see the labels with the color ■ in Figure 10a). Similarly,  $w_1$  and  $w_4$  have a combined width of  $2\sigma$  and height  $\sigma$ . Since the end position of  $l$  is adjacent to the start position of  $l$  we can put at most 2 labels horizontally next to each other in this area, while keeping  $\mathcal{L}_1$  overlap free. However, as the height is  $\sigma$  we can stack at most two layers of such labels vertically (the ■ labels in Figure 10a). As a result,  $w_1, w_2, w_3$  and  $w_4$  can together overlap with at most 6 start positions of other labels. Each label results in at most one overlap, and there is a movement direction for each label that achieves such an overlap, as shown in Figure 10a.

Now consider the  $\sigma \times \sigma$  tiles  $w_5$  and  $w_6$  above and below the start position of  $l$ , respectively. We can place two labels, the ones colored ■ in Figure 10b, such that their start positions overlap either of  $w_5$  and  $w_6$ . For example, for  $w_5$  such labels can move diagonally down-left, to overlap  $l$ . In this case, it is impossible for a label overlapping  $w_6$  to both overlap  $l$  and have an overlap-free end position. Conversely, we can place one label on  $w_5$  and  $w_6$  each and allow them both to move towards  $l$ , while ensuring overlap-free end positions (see Figure 10b).



■ **Figure 10** Labels overlapping with the blue label  $l$  that are located on the white tiles **(a)**  $w_1 - w_4$  and **(b)**  $w_5 - w_6$ . The overlapping region of  $l$  is indicated in gray.



■ **Figure 11** Labels overlapping with the blue label  $l$  that are located on the white tiles **(a)**  $w_1 - w_3$ , and **(b)**  $w_4 - w_5$ . The overlapping region of  $l$  is indicated in gray.

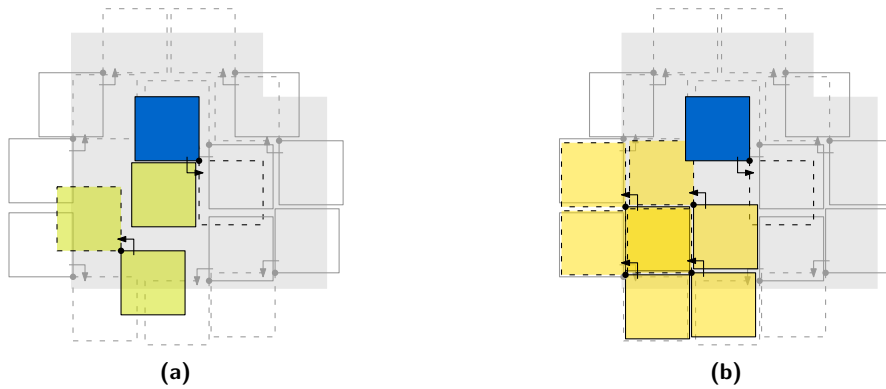
Observe that it is impossible to place two labels on both  $w_5$  and  $w_6$  in the latter case, as the vertical positioning that ensures overlap-free end positions of the labels, requires the labels to start farther from  $l$ . Those labels have to move a vertical distance of at least  $\sigma/2$  to reach  $l$ , and hence also require a horizontal overlap of at least  $\sigma/2$  with the start position of  $l$ , as  $l$  will have moved  $\sigma/2$  rightwards before the other labels reach the start position of  $l$ . Thus, at most eight labels can overlap with  $l$ , and consequently the degree of the corresponding vertex is bounded by eight. See Figure 13a for the complete situation.

**Diagonal movement of  $l$ .** For diagonal movements, we consider w.l.o.g. the case where  $l$  performs a diagonal movement from top-left to bottom-right through the bottom-left corner. The overlapping region enlarges, as shown in Figure 9b. We can again eliminate the light-orange areas, as they mark areas that the start position of other labels cannot overlap exclusively, if they should overlap with  $l$ . As before, these areas are located behind the start position of  $l$ , and diagonally adjacent to the end position of  $l$ . We now repeat the process of filling the remaining (white)  $\sigma \times \sigma$  tiles,  $w_1$  to  $w_7$ , with start positions for labels that can overlap with  $l$  during movement. See Figures 11 and 12 for our construction.

We can stack at most three start positions of labels vertically while overlapping  $w_1$  and  $w_2$ , as their total height is  $2\sigma$ . The bottom two start positions overlap with both  $w_1$  and  $w_3$ . The total width of these is also  $2\sigma$  and hence we can place more start positions for labels overlapping  $w_3$ , one in each row. To overlap with  $l$ , all these labels, which are colored ■ in Figure 11a, should start their movement leftwards.

Next, we can vertically stack at most three start positions to overlap  $w_4$  and  $w_5$  (see the ■ colored labels in Figure 11b). If the labels starting in these positions move rightwards first, they also overlap with  $l$ . This leaves us with  $w_6$  and  $w_7$  below the start position of  $l$ . Since the start position of  $l$  is located directly above these tiles, we can vertically stack at most two start positions of labels overlapping these tiles.

We have two options for  $w_6$  and  $w_7$ : either we place a stationary label overlapping  $w_6$ , and up to two moving labels overlapping  $w_7$  (see the ■ labels in Figure 12a), side by side, or we try to fit two rows of two start positions for moving labels (see the ■ labels in Figure 12b). In the former case, the bottom two labels should move upwards to overlap  $l$ , followed by moving to the left, as moving rightwards would result in their end positions overlapping with the end position of  $l$ . Even if the labels move to the left, the rightmost of the two labels overlapping  $w_7$  will have its end position overlap the stationary label, thus only a single label can overlap with  $w_7$  in this case. This case results in a total of at most nine overlapping



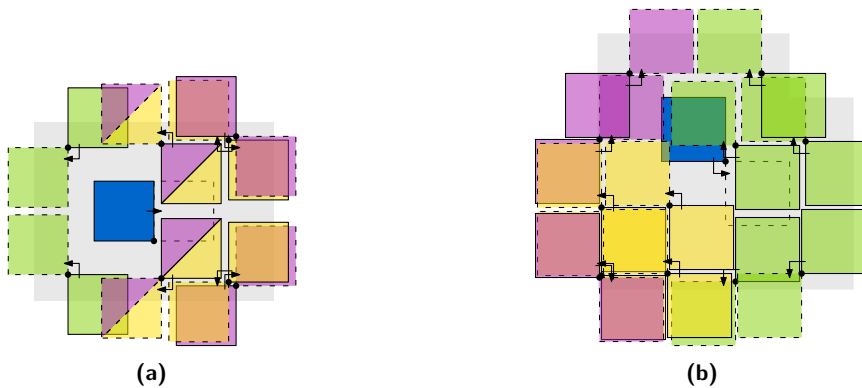
■ **Figure 12** Labels overlapping with the blue label  $l$  that are located on the white tiles  $w_6 - w_7$  using (a) a stationary label at  $w_6$  and (b) non-stationary labels. The overlapping region of  $l$  is indicated in gray.

moving labels, and one stationary label overlapping  $l$ . The stationary label can be beneficial, as it increases the number of overlaps, without increasing the number  $n$  of moving labels.

In the latter case, where we place two rows of two labels overlapping  $w_6$  and  $w_7$ , the labels in the bottom row have to move upwards to overlap  $l$ . As can be seen in Figure 12b, there is a movement direction for all labels in this case, that results in overlap-free end positions. We now have a total of twelve moving labels that can overlap  $l$ .

What remains is to consider the red  $\sigma \times \sigma$  tiles (see Figure 9b). A label cannot start in the right tile, as it would need to move up- and leftwards to overlap  $l$ , but this results in overlapping the end position of  $l$ . Placing a label in the left red tile requires it to first move right and then up, in order to overlap  $l$ , as the other way around will never result in an overlap. However, the start or end position of this label will overlap with the previously considered labels in  $w_6$  and  $w_7$ , and those labels result in multiple overlaps. Thus start positions of moving labels should instead overlap the white area to maximize overlaps.

**Deriving an upper bound.** To find an upper bound on the number of overlaps, consider the subgraph  $G[V_M]$  induced by the set  $V_M$  of vertices that represent moving labels. The degree of each vertex in  $G[V_M]$  is bounded by nine, in case the stationary label is present below the start position of  $l$ , or by twelve, otherwise. Hence we have a degree sum of at



■ **Figure 13** Labels overlapping the blue label  $l$  that performs a (a) non-diagonal and a (b) diagonal movement. The overlapping region of  $l$  is indicated in gray.

most  $9n$  or  $12n$ , respectively, since  $|V_M| = n$ . By the handshaking lemma, we derive that we have at most  $\lceil 4\frac{1}{2}n \rceil$  or  $6n$  edges in  $G[V_M]$ , respectively. If we consider the original graph  $G$ , we can observe that it differs from  $G[V_M]$  in terms of edges only by the edges that are incident to a moving label and a stationary label. However, as we have seen in one case of the above proof, and due to Lemma 2.1, a moving label can overlap with at most one stationary label. Since each of the edges in  $E(G) \setminus E(G[V_M])$  is incident to exactly one vertex that represents a moving label, and we have  $n$  of such labels,  $|E(G) \setminus E(G[V_M])|$  is bounded by  $n$  and consequently, we have at most  $\lceil 5\frac{1}{2}n \rceil$  overlaps with the stationary label present. However, in case there is no stationary label, we arrive at a higher bound of at most  $6n$  overlaps. The upper bound is tight, as can be seen in Figure 13b. ◀

### 3.1 Complexity of Computing Simultaneous Transitions

In this section, we show that it is NP-complete to minimize the number of overlaps in a weighted  $\mathcal{L}_1 \xrightarrow[RMA]{w} \mathcal{L}_2$ -transition by choosing the direction of diagonal movements.

► **Definition 3.2** (Weighted Transition). *Let  $\mathcal{L}_1 \xrightarrow{\Sigma} \mathcal{L}_2$  be a transition, where  $\Sigma$  denotes an arbitrary transition style of additions, movements, and removals, and let  $w$  be a weight function that assigns to each label  $l \in L$  a non-negative weight  $w(l) \in \mathbb{R}_0^+$ . A weighted transition  $\mathcal{L}_1 \xrightarrow[w]{\Sigma} \mathcal{L}_2$  performs  $\mathcal{L}_1 \xrightarrow{\Sigma} \mathcal{L}_2$ , but when two labels  $l_i$  and  $l_j$  overlap, a penalty of weight  $w(l_i) \cdot w(l_j)$  is introduced. The total penalty  $W$  is equal to the sum of penalty weights.*

► **Problem 1.** *Given a weighted transition  $\mathcal{L}_1 \xrightarrow[w]{RMA} \mathcal{L}_2$  and  $k \in \mathbb{R}_0^+$ , can we assign a movement direction to each diagonal movement such that the total penalty  $W$  is at most  $k$ ?*

► **Theorem 3.3.** *It is NP-complete to decide whether  $W$  is at most  $k$  for  $\mathcal{L}_1 \xrightarrow[w]{RMA} \mathcal{L}_2$ .*

**Proof.** We first argue containment in NP. Given a movement direction for each label, we can check each pair of labels and compute the penalty of the overlaps. If the total penalty  $W$  is at most  $k$  then we have a solution to Problem 1, otherwise the given directions do not lead to a valid solution. Hence Problem 1 is contained in NP.

To prove NP-hardness, we build a reduction from PLANAR MONOTONE MAX 2-SAT onto Problem 1. Arguments that PLANAR MONOTONE MAX 2-SAT is NP-hard can be found in [6, Theorem 7]. The hardness reduction for PLANAR MONOTONE MAX 2-SAT uses a reduction from PLANAR MAX 2-SAT, which was shown to be NP-hard in [11] by using a planarity-preserving reduction from PLANAR 3-SAT. The incidence graph of PLANAR 3-SAT instances used in the reduction, can be embedded in rectangular grids of polynomial-size [7, Section 3]. We therefore also consider only an orthogonal embedding for the incidence graph in our reduction.<sup>1</sup> Furthermore, the incidence graph of a PLANAR MONOTONE MAX 2-SAT instance can be embedded in the plane in a way such that all variables are placed on a straight line, all occurrences of the positive variables are on one side and all negative occurrences on the other side of that line [8]. Our reduction is inspired by previous proofs on the NP-completeness of map labeling problems in the four-position model from [9, 14].

<sup>1</sup> An illustration of such a rectilinear layout and its use in a hardness-proof for a map labeling-related problem can be found in [12].

Given a monotone planar 2-SAT formula  $F$  in CNF with  $n$  clauses,  $C_1$  to  $C_n$ .<sup>2</sup> We construct an instance of  $\mathcal{L}_1 \xrightarrow[w]{RMA} \mathcal{L}_2$ , consisting of only labels that require diagonal movement. Each diagonal moving label must choose a movement direction such that there the total penalty  $W$  is at most  $k$ , if and only if we can satisfy at least  $n - k$  clauses of  $F$ .

For each clause, we construct a *clause-gadget* displayed in Figure 14a. The clause-gadget consists of two labels with a weight of 1 performing a diagonal movement. Each label represents one of the variables of the clause, and assigning “true” to that variable means that the corresponding label takes the outer path while assigning “false” corresponds to taking the respective inwards movement. Satisfying the clause can be achieved by assigning “true” to at least one of the variables, with the consequence that the potential overlap inside the gadget can be avoided. Thus, when the clause cannot be satisfied, both variables are “false”, and an overlap with penalty 1 occurs in the corresponding clause-gadget. What remains is to ensure that the variable assignment is consistent among all clauses. We use the structure of the planar incidence graph of  $F$  to achieve this.

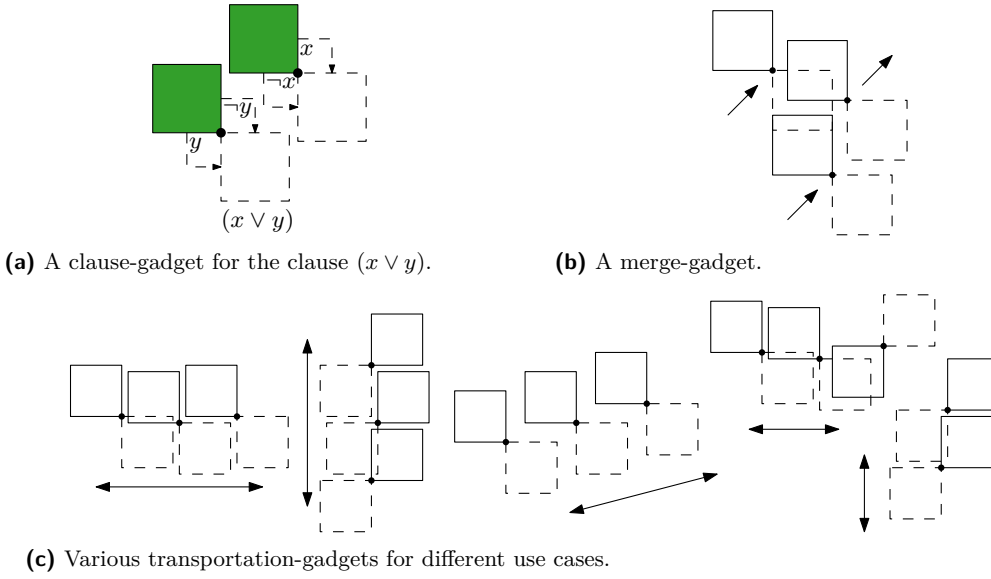
First, we introduce *transportation-gadgets*, displayed in Figure 14c. Using these gadgets, we can transport the selection of a literal in a clause-gadget over the plane, i.e., along the edges of our incidence graph. By construction, a transportation-gadget ensures that, once one label at the end of the gadget chooses the movement inwards (towards the gadget), the gadget becomes *active* and passes this selection on to the other end. This means that, for example, if in the leftmost transportation-gadget in Figure 14c, the leftmost label makes its diagonal movement clockwise, all labels will make their movement clockwise. Similarly, all labels move counterclockwise, if the rightmost label in this gadget performs its movement counterclockwise. As we can further see in Figure 14c, the transportation-gadgets are also able to perform ninety-degree bends while preserving the movement direction. This transportation-gadget will be used along the edges of the incidence graph, starting at the vertices representing the clauses, i.e., the clause-gadgets, and leading towards the vertices representing the variables, i.e., the *variable-gadgets*, which we will introduce soon. The number of labels used in a transportation-gadget is proportional to the length of the edge it represents. Furthermore, we can slightly adapt the direction of a transportation-gadget by changing the relative offset of the moving labels, which will be useful inside variable-gadgets. Finally, each label  $l$  of a transportation-gadget has a weight of  $w(l) = n + 1$ . Thus, any overlap inside a transportation-gadget will result in a penalty larger than  $n$  and instantly invalidate the solution, as a valid solution has a total penalty  $W$  of at most  $k \leq n$ .

To introduce the variable-gadget, we first need a *merge-gadget*, which can merge two independent transportation-gadgets into one transportation-gadget. Figure 14b shows the building blocks of the gadget: it has two incoming ends and one outgoing end, to which transportation-gadgets can attach. Once at least one of the transportation-gadgets attached to the incoming ends becomes active, then the transportation gadget at the outgoing end is forced to be active as well, to avoid overlaps inside the gadget. Since the labels have a weight of  $n + 1$ , an overlap inside this gadget would result in a total penalty of at least  $(n + 1)^2$ , and hence the outgoing transportation-gadget is forced to be active, if one of the incoming transportation-gadgets is active.

To ensure that we do not encounter invalid variable assignments, we use variable-gadgets.

---

<sup>2</sup> Note that in the literature  $n$  usually denotes the number of variables in a SAT-instance and not the number of clauses. However, this does not affect the time or size complexity of the reduction. Since  $n$  clauses can result in a PLANAR MONOTONE MAX 2-SAT-instance in up to  $2n$  distinct variables, the reduction can still be performed in polynomial time and size.



■ **Figure 14** Gadgets in our reduction. White and green labels have weight  $n + 1$  and  $1$ , respectively.

A variable-gadget is a combination of merge-gadgets and a variation of the clause-gadget, and will be placed at each vertex of the incidence graph representing a variable in  $F$ .

A variable-gadget for variable  $x_i$  has many incoming transportation-gadgets for occurrences of  $x_i$  and  $\neg x_i$  in clauses. These transportation gadgets are pairwise merged until we have only a single transportation-gadget for  $x_i$  and one for  $\neg x_i$ . Since all clauses with only positive variables are placed on one side of the variable-gadget and the clauses with only negative variables are on the other side, it is guaranteed that we can merge only transportation-gadgets that transport the same information, i.e., we never merge transportation-gadgets for  $x_i$  and  $\neg x_i$ . The two remaining transportation-gadgets, one at each side, are connected using a clause-gadget with adapted weights: the involved labels all have a weight of  $n + 1$ . This setup ensures that if at least one transportation-gadget per side was active, the two transportation-gadgets that arise from the merging process are active as well, and in the middle of the variable-gadget we get an overlap with a penalty of  $(n + 1)^2$ .

The number of labels used in the variable-gadget for  $x_i$  is proportional to the number of occurrences of  $x_i$  and  $\neg x_i$ . Observe that merge-gadgets form two rooted binary trees connected at their roots by the clause-gadget. The occurrences of  $x_i$  and  $\neg x_i$  form the leaves of the two trees (see Figure 15). Hence, if there are  $o$  and  $o'$  occurrences of  $x_i$  and  $\neg x_i$ , respectively, then the variable-gadget for  $x_i$  consists of  $o + o' - 2$  merge-gadgets, one clause gadget, and few labels to connect these gadgets.

The total number of labels in the reduced instance is proportional to the size of the embedded incidence graph. We require two labels per clause, transportation-gadgets use a number of labels proportional to the length of the edge they represent, and each variable-gadgets uses a number of labels proportional to the number of (positive and negative) occurrences of that variable. The total number of labels is hence polynomial.

We will now prove the correctness of the reduction. First assume that  $n - k \geq 0$  clauses of  $F$  can be satisfied with a consistent variable assignment. We should encounter a total penalty  $W$  of at most  $k$  in the reduced instance, which can originate only from overlaps of weight  $1$  in  $k$  clause-gadgets. Consider the clause-gadgets, and assign movement directions corresponding to the variable assignment in  $F$ : outwards if the occurrence of a variable is

“true” and inwards if the occurrence is “false”. Only in the  $k$  clause gadgets that are not satisfied, do we get an overlap with penalty 1, since all clause-gadget labels have weight 1. The total penalty so far is  $k$ . The transportation for the outwards moving labels in clause-gadgets will be active, and will be transported, through merge-gadgets to the middle of each variable-gadget. Since the variable assignment is consistent, each variable  $x_i$  will be set to “true” for only its positive or its negative occurrences. Thus the movement directions chosen in the clause-gadgets will result in no additional overlaps in the variable gadgets. The total penalty  $W$  is hence  $k \leq n$ .

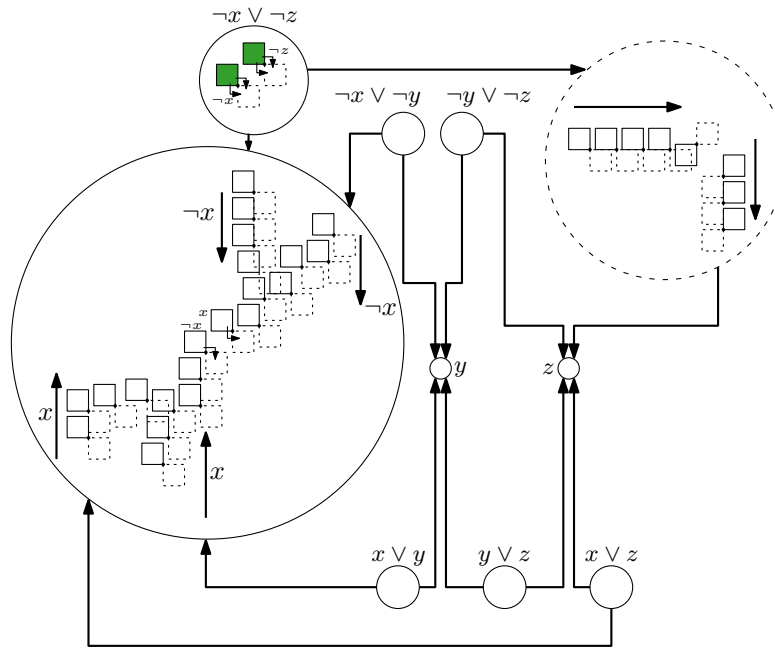
Finally, assume that in the reduced instance there is a movement direction for each label, such that  $W = k \leq n$ . This means that there can be overlaps only in the clause gadgets, as overlaps outside of the clause-gadgets would result in a total penalty  $W$  larger than  $n$ . We show that there is an assignment of the variables in  $F$  such that exactly those clauses are satisfied, which correspond to clause-gadgets without overlaps.

The variation of the clause-gadget inside each variable-gadget can now be in one of two states: either one of two labels, corresponding to the positive and negative occurrences of the variable, chose the outwards movement direction, or both labels chose the outwards direction. In the former case, if the side of the positive occurrences chose an inwards movement, we set the corresponding variable to “true”, otherwise we set the variable to “false”. The clause-gadgets connected to the side that chose the inwards movement will be able to chose an outwards movement for the corresponding variable in the clause-gadget, and this will not result in any overlaps in transportation- or merge-gadgets. Thus either the clauses with all positive or all negative occurrences of such a variable will be satisfied using this variable assignment, mimicking the clauses without overlaps.

We can now observe that all  $k$  clause-gadgets without overlaps are already accounted for, and hence  $n - k$  clauses in  $F$  are already satisfied: in the latter case for the variable-gadget, both positive and negative occurrences have an outward movement direction in the variable-gadget, and hence an inwards movement direction in the corresponding clause-gadgets. This means that the remaining variable-gadgets are not connected to clause-gadgets in which they provide the outgoing movement direction that prevents an overlap. These variable-gadgets are in a “don’t care”-state, and we can choose either assignment of the variable without changing the already satisfied clauses. Thus only the  $k$  clauses corresponding to clause-gadgets with overlaps are not satisfied, and hence  $n - k \geq 0$  clauses in  $F$  are satisfied.

Combining the above arguments, we can conclude that we have reduced the decision version of PLANAR MONOTONE MAX 2-SAT onto Problem 1, and therefore, it is NP-complete to decide whether  $W$  is at most  $k$  for  $\mathcal{L}_1 \xrightarrow[w]{RMA} \mathcal{L}_2$ . ◀

Figure 15 shows an example of the complete setup. There we reduce the formula  $F = (\neg x \vee \neg z) \wedge (\neg x \vee \neg y) \wedge (\neg y \vee \neg z) \wedge (x \vee y) \wedge (y \vee z) \wedge (x \vee z)$  onto our problem. Circles with solid borders indicate the individual parts of the formula, while the dashed circle shows part of a transportation gadget. The big empty circles represent the clauses and small empty circles represent the variables. The arrows outside circles represent the transportation-gadgets that connect the individual parts according to the direction of the arrows. As there exists no variable assignment which satisfies  $F$ , we cannot achieve  $W = k = 0$  but must encounter at least one overlap (and hence  $W \geq 1$ ). This overlap occurs, for example, in the clause gadget for  $(\neg x \vee \neg z)$  to achieve  $W = 1$ . Note that if we would try to resolve this overlap by, for instance, setting  $x$  to true and false at the same time, an overlap with penalty  $(n + 1)^2 = 49$  would occur, for example, in the variable-gadget for the variable  $x$ .



■ **Figure 15** Reduced instance for the formula  $F = (\neg x \vee \neg z) \wedge (\neg x \vee \neg y) \wedge (\neg y \vee \neg z) \wedge (x \vee y) \wedge (y \vee z) \wedge (x \vee z)$ . The weight of white and green labels is  $n + 1$  and 1, respectively.

#### 4 Conclusion

In this paper we performed a first investigation into the number of overlaps produced by transitions on labelings of points, and started by proving tight upper bounds for various transition styles. Finally, we showed that it is NP-complete to decide whether a weighted simultaneous transition has a penalty of at most  $k$ . We see this paper as a first step towards understanding such transitions in map labeling. Therefore we have many open questions for future work, such as:

- Do transitions work well in practice? Can we verify our results with a prototype?
- Should we develop new transition styles or improve the existing ones? Can we utilize more structured movement, like performing all movements in the same direction simultaneously?
- Is choosing the direction of labels in simultaneous transitions still NP-hard in the unit weight case?
- Can we analyze transitions from the point of view of (algorithmic) stability?

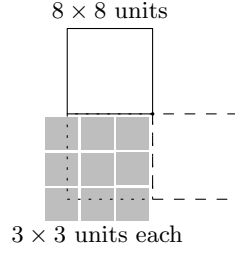
---

#### References

- 1 Pankaj K. Agarwal, Marc J. van Kreveld, and Subhash Suri. Label placement by maximum independent set in rectangles. *Computational Geometry*, 11(3-4):209–218, 1998. doi:10.1016/S0925-7721(98)00028-5.
- 2 Lukas Barth, Benjamin Niedermann, Martin Nöllenburg, and Darren Strash. Temporal map labeling: a new unified framework with experiments. In *Proc. 24th ACM International Conference on Advances in Geographic Information Systems (SIGSPATIAL)*, pages 1–10, 2016. doi:10.1145/2996913.2996957.
- 3 Ken Been, Eli Daiches, and Chee-Keng Yap. Dynamic map labeling. *IEEE Transactions on Visualization and Computer Graphics*, 12(5):773–780, 2006. doi:10.1109/TVCG.2006.136.



- 4 Ken Been, Martin Nöllenburg, Sheung-Hung Poon, and Alexander Wolff. Optimizing active ranges for consistent dynamic map labeling. *Computational Geometry*, 43(3):312–328, 2010. doi:10.1016/j.comgeo.2009.03.006.
- 5 Sujoy Bhore, Guangping Li, and Martin Nöllenburg. An Algorithmic Study of Fully Dynamic Independent Sets for Map Labeling. In *Proc. 28th European Symposium on Algorithms (ESA)*, volume 173 of *Leibniz International Proceedings in Informatics (LIPIcs)*, pages 19:1–19:24, 2020. doi:10.4230/LIPIcs.ESA.2020.19.
- 6 Kevin Buchin, Valentin Polishchuk, Leonid Sedov, and Roman Voronov. Geometric Secluded Paths and Planar Satisfiability. In *Proc. 36th International Symposium on Computational Geometry (SoCG)*, volume 164 of *Leibniz International Proceedings in Informatics (LIPIcs)*, pages 24:1–24:15, 2020.
- 7 Sergio Cabello, Erik D. Demaine, and Günter Rote. Planar Embeddings of Graphs with Specified Edge Lengths. In *Proc. 11th International Symposium Graph Drawing and Network Visualization (GD)*, volume 2912 of *Lecture Notes in Computer Science (LNCS)*, pages 283–294, 2003. doi:10.1007/978-3-540-24595-7\_26.
- 8 Mark de Berg and Amirali Khosravi. Optimal Binary Space Partitions in the Plane. In *Proc. 16th International Computing and Combinatorics Conference (COCOON)*, volume 6196 of *Lecture Notes in Computer Science*, pages 216–225. 2010. doi:10.1007/978-3-642-14031-0\_25.
- 9 Michael Formann and Frank Wagner. A packing problem with applications to lettering of maps. In *Proc. 7th International Symposium on Computational Geometry (SoCG)*, pages 281–288, 1991.
- 10 Andreas Gemsa, Martin Nöllenburg, and Ignaz Rutter. Consistent Labeling of Rotating Maps. *Journal of Computational Geometry*, 7(1):308–331, 2016. doi:10.20382/jocg.v7i1a15.
- 11 Leonidas J. Guibas, John E. Hersherberger, Joseph S.B. Mitchell, and Jack Scott Snoeyink. Approximating Polygons and Subdivisions with Minimum Link Paths. *International Journal of Computational Geometry and Applications*, 3(4):383–415, 1993. doi:10.1142/S0218195993000257.
- 12 Donald E. Knuth and Arvind Raghunathan. The Problem of Compatible Representatives. *SIAM Journal on Discrete Mathematics*, 5(3):422–427, 1992. doi:10.1137/0405033.
- 13 Chung-Shou Liao, Chih-Wei Liang, and Sheung H. Poon. Approximation algorithms on consistent dynamic map labeling. *Theoretical Computer Science*, 640:84–93, 2016. doi:10.1016/j.tcs.2016.06.006.
- 14 Joe Marks and Stuart M. Shieber. The computational complexity of cartographic label placement. *Harvard Computer Science Group Technical Report*, (TR-05-91), 1991.
- 15 Ronald A. Rensink, John K. O’Regan, and James J. Clark. To See or not to See: The Need for Attention to Perceive Changes in Scenes. *Psychological Science*, 8(5):368–373, 1997. doi:10.1111/j.1467-9280.1997.tb00427.x.
- 16 Marc J. van Kreveld, Tycho Strijk, and Alexander Wolff. Point labeling with sliding labels. *Computational Geometry*, 13(1):21–47, 1999. doi:10.1016/S0925-7721(99)00005-X.



■ **Figure 16** The  $8 \times 8$  label wants to perform a counterclockwise diagonal movement and overlaps with nine stationary  $3 \times 3$  labels. The overlapping region is dotted, while the end position of the moving label is indicated with the dashed rectangle.

### A Arbitrary Rectangle Labels

While in the main text we considered only square labels, map labelings often use arbitrary rectangles. If we allow our labels to be arbitrary rectangles, then it is no longer guaranteed that only one (stationary) label can overlap with the area traversed by the moving label. If we assume that the label with the largest side width (some  $\sigma_{x_{\max}}$ ) must perform a diagonal movement, we can align  $\frac{\sigma_{x_{\max}}}{\sigma_{x_{\min}}}$  stationary labels with a width of  $\sigma_{x_{\min}}$ , the smallest label width in our map, on the horizontal edge of the traversed area. As one label can always extend out of that traversed area without resulting in an invalid labeling  $\mathcal{L}_1$  or  $\mathcal{L}_2$ , we can put up to  $\lceil \frac{\sigma_{x_{\max}}}{\sigma_{x_{\min}}} \rceil$  labels next to each other in the  $x$ -direction. The same holds for the  $y$ -axis, with maximum and minimum height  $\sigma_{y_{\max}}$  and  $\sigma_{y_{\min}}$ , respectively. As we can put labels anywhere inside the traverse area, we can place up to  $\lceil \frac{\sigma_{x_{\max}}}{\sigma_{x_{\min}}} \rceil \cdot \lceil \frac{\sigma_{y_{\max}}}{\sigma_{y_{\min}}} \rceil$  labels intersecting that area and therefore  $\lceil \frac{\sigma_{x_{\max}}}{\sigma_{x_{\min}}} \rceil \cdot \lceil \frac{\sigma_{y_{\max}}}{\sigma_{y_{\min}}} \rceil$  overlaps occur during the movement (see Figure 16). This results in the following corollary, as an extension of Lemma 2.1.

► **Corollary A.1.** *When the labels are arbitrary rectangles with side length  $\sigma_{x_i}$  and  $\sigma_{y_i}$ , with  $1 \leq i \leq n$  and  $n$  denotes the number of labels, performing transition  $\mathcal{L}_1 \xrightarrow{RM_i A} \mathcal{L}_2$  for a label of a point  $p_i$  can result in at most  $\lceil \frac{\sigma_{x_{\max}}}{\sigma_{x_{\min}}} \rceil \cdot \lceil \frac{\sigma_{y_{\max}}}{\sigma_{y_{\min}}} \rceil$  overlaps given that the end position of  $p_i$  is free, where  $\sigma_{x_{\min}} = \min_{1 \leq i \leq n}(\sigma_{x_i})$  and  $\sigma_{x_{\max}}$ ,  $\sigma_{y_{\min}}$  and  $\sigma_{y_{\max}}$  are defined similarly.*

Corollary A.1 shows how upper bounds on the number of overlaps produced by square labels can be extended to the setting of arbitrary rectangles. This introduces only a constant factor, depending on the ratio between the largest and smallest side lengths in each dimension. However, for many transitions adding the constant factor, as suggested by Corollary A.1, does not yield a tight bound. This stems from the fact that many upper bounds require overlaps with the start or end position of a label  $l$ , not just the traversed area of  $l$ . Since those positions are solely occupied at respectively the beginning and the end of the transition, we cannot place  $\lceil \frac{\sigma_{x_{\max}}}{\sigma_{x_{\min}}} \rceil \cdot \lceil \frac{\sigma_{y_{\max}}}{\sigma_{y_{\min}}} \rceil$  labels in those positions: many of those labels are unable to move away completely.