

Flipping Plane Spanning Paths

Oswin Aichholzer ✉ 

Institute of Software Technology, Graz University of Technology, Austria

Kristin Knorr ✉ 

Institut für Informatik, Freie Universität Berlin, Germany

Maarten Löffler ✉

Utrecht University, The Netherlands

Zuzana Masárová ✉ 

Institute of Science and Technology Austria

Wolfgang Mulzer ✉

Institut für Informatik, Freie Universität Berlin, Germany

Johannes Obenaus ✉ 

Institut für Informatik, Freie Universität Berlin, Germany

Rosna Paul ✉ 

Institute of Software Technology, Graz University of Technology, Austria

Birgit Vogtenhuber ✉ 

Institute of Software Technology, Graz University of Technology, Austria

Abstract

Let S be a planar point set in general position, and let $\mathcal{P}(S)$ be the set of all plane straight-line paths with vertex set S . A flip on a path $P \in \mathcal{P}(S)$ is the operation of replacing an edge e of P with another edge f on S to obtain a new valid path from $\mathcal{P}(S)$. It is a long-standing open question whether for every given planar point set S , every path from $\mathcal{P}(S)$ can be transformed into any other path from $\mathcal{P}(S)$ by a sequence of flips. To achieve a better understanding of this question, we provide positive answers for special classes of point sets, namely, for wheel sets, ice cream cones, double chains, and double circles. Moreover, we show for general point sets, it is sufficient to prove the statement for plane spanning paths whose first edge is fixed.

2012 ACM Subject Classification Mathematics of computing \rightarrow Combinatorics; Mathematics of computing \rightarrow Graph theory

Keywords and phrases flips, geometric graphs, plane spanning paths, double chain, wheel set, double circle

Funding *Oswin Aichholzer*: Partially supported by the Austrian Science Fund (FWF): W1230 and the European Union H2020-MSCA-RISE project 73499 - CONNECT.

Kristin Knorr: supported by DFG within the Research Training Group GRK 2434 *Facets of Complexity*.

Wolfgang Mulzer: Supported in part by ERC StG 757609.

Johannes Obenaus: Supported by ERC StG 757609.

Rosna Paul: Supported by the Austrian Science Fund (FWF): W1230.

Birgit Vogtenhuber: Partially supported by Austrian Science Fund within the collaborative DACH project *Arrangements and Drawings* as FWF project I 3340-N35.

Acknowledgements This work was initiated at the 2nd Austrian Computational Geometry Reunion Workshop in Strobl, June 2021. We thank all participants for fruitful discussions, especially Eva-Maria Hainzl, Guangping Li, Irene Parada, Daniel Perz, Josef Tkadlec, and Alexandra Weinberger.

1 Introduction

Let S be a set of n points in the plane in general position (i.e., no three points in S are collinear), and let $\mathcal{P}(S)$ be the set of all plane straight-line spanning paths for S , i.e., the set of all paths with vertex set S whose straight-line embedding on S is crossing-free. A *flip* on a path $P \in \mathcal{P}(S)$ is the operation of removing an edge e from P and replacing it with another edge f on S such that the graph $(P \setminus e) \cup f$ is again a valid path from $\mathcal{P}(S)$. Note that the edges e and f might cross. In the following, unless explicitly stated otherwise, the word *path* always refers to a valid path from $\mathcal{P}(S)$ for an underlying point set S that is clear from the context.

Once the notion of flip is defined, the following question is immediate: given a point set S and two paths $P_s, P_t \in \mathcal{P}(S)$, can we always transform the starting path P_s into the target path P_t by a sequence of flips? Or, to phrase it in a more graphtheoretic manner: the *flip-graph* (on $\mathcal{P}(S)$) is defined to have vertex set $\mathcal{P}(S)$ and two vertices form an edge if and only if the corresponding paths differ by a single flip. Then, we are concerned with the question, whether the flip-graph is connected.

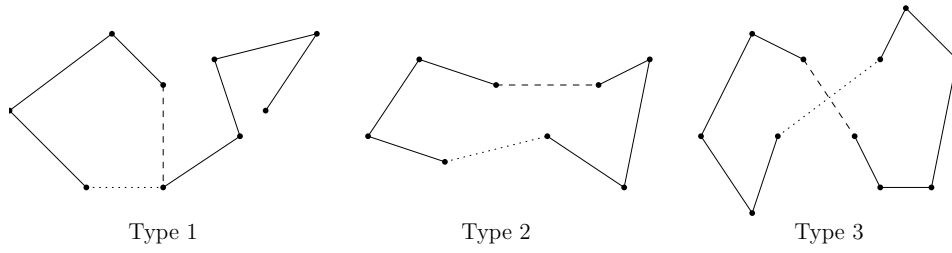
Related work. Flips are a local but very powerful operation, which have been studied extensively in a large number of settings. For instance, one can study flips in a combinatorial or a geometric setting, on different graph classes, such as triangulations, trees, matchings, paths, etc., or even consider a different notion of flips, such as flipping cells rather than edges. It is not possible to recite the entire literature on the topic, but we refer the reader to the survey of Bose and Hurtado [5].

However, let us recap a few relevant results concerning the connectedness of flip-graphs. It is long known that the flip-graph on triangulations is connected, shown by Wagner [13] in the combinatorial setting and by Lawson [11] in the geometric setting. Aichholzer et al. [3] studied general pseudo-triangulations and gave a positive answer in this context. Also flips on perfect matchings have been studied intensively (see for example [1, 7, 10, 12]) and the corresponding flip graph is known to be connected. A recent result in the context of flipping triangular cells was obtained by Felsner, Pilz, and Schnider [8], who showed the connectedness of the flip graph on arrangements of approaching pseudo-lines.

In the setting of plane spanning paths, that we study in this paper, little is known, except for point sets in convex position. Akl, Islam, and Meijer [4] showed that the flip graph on $\mathcal{P}(S)$ is connected for any $n \leq 8$ points in general position. Furthermore, if S is in convex position, they showed connectedness with diameter at most $2n - 5$, for arbitrary $n \geq 3$. Slightly later, a tight bound was derived by Chang and Wu [6]: if S is in convex position, then the diameter of the flip graph of $\mathcal{P}(S)$ is exactly $2n - 5$, for $n = 3, 4$, and exactly $2n - 6$, for $n \geq 5$.

From now on, the term flip-graph always refers to the flip-graph on $\mathcal{P}(S)$.

Flips in plane spanning paths. Let us have a closer look at the different types of possible flips for a path $P = p_1, \dots, p_n \in \mathcal{P}(S)$ (see also Figure 1). When removing an edge $p_{i-1}p_i$ from P with $2 \leq i \leq n$, there are three possible new edges that can be added in order to obtain a path (where, of course, not all three choices will necessarily lead to a valid path in $\mathcal{P}(S)$): p_1p_i , $p_{i-1}p_n$, and p_1p_n . A flip of *Type 1* is a valid flip that adds the edge p_1p_i (if $i > 2$) or the edge $p_{i-1}p_n$ (if $i < n$). It results in the path $p_{i-1}, \dots, p_1, p_i, \dots, p_n$, or the path $p_1, \dots, p_{i-1}, p_n, \dots, p_i$. That is, a Type-1-flip inverts a contiguous chunk from one of the two ends of the path. A flip of *Type 2* adds the edge p_1p_n and has the additional property



■ **Figure 1** For Type 1 flips the two involved edges share a common point. For Type 2 the union of both paths is a plane spanning cycle (note that Type 2 flips can be simulated by a sequence of Type 1 flips). For Type 3 the two involved flipping edges cross, while the rest of the cycle is plane.

that the edges $p_{i-1}p_i$ and p_1p_n do not cross. In this case, P and the edge p_1p_n form a plane cycle. A Type-2-flip can be simulated by a sequence of Type-1-flips, e.g., flip p_1p_2 to p_1p_n , then flip p_2p_3 to p_1p_2 , then p_3p_4 to p_2p_3 , etc., until flipping $p_{i-1}p_i$ to $p_{i-2}p_{i-1}$. Note that if a Type-2-flip is possible for one edge $p_{i-1}p_i$ of P , then it is possible for all edges of P . A flip of Type 3 also adds the edge p_1p_n , but now the edges p_1p_n and $p_{i-1}p_i$ cross. Note that a Type-3-flip is only possible if the segment p_1p_n crosses exactly one edge of P , and then the flip is possible only for the edge $p_{i-1}p_i$ that is crossed. We mostly use Type 1 flips.

Contribution. First, we extend the result by Akl et al. [4] on general sets with few points: using the order type database [2], we are able to verify by computer assistance that the flip graph is connected for every set of $n \leq 10$ points in the plane in general position.

For larger point sets, we make progress from two directions. On the one hand, we extend the result of Akl et al. [4] on convex sets to point sets in more general configurations, namely to wheel sets, ice cream cones, double chains, and double circles. Here, the case of double chains is our main result (see Theorem 11 in Section 2).

On the other hand, we show that it is enough to consider the flip-graph of paths where the first edge is fixed. More precisely: for two distinct points $p, q \in S$, let $\mathcal{P}(S, p)$ be the set of all plane spanning paths for S that start at p , and let $\mathcal{P}(S, p, q)$ be the set of all plane spanning paths for S that start with the edge pq . Then, for any S , the flip-graph on $\mathcal{P}(S, p, q)$ is a subgraph of the flip-graph on $\mathcal{P}(S, p)$, which in turn is a subgraph of the flip-graph on $\mathcal{P}(S)$. We conjecture that all these flip-graphs are connected:

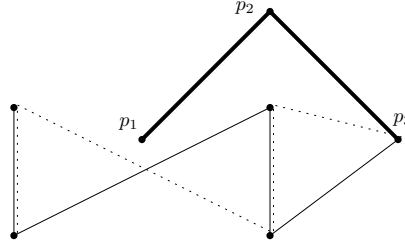
► **Conjecture 1** ([4]). *For every planar point set S in general position, and for every two paths $P_s, P_t \in \mathcal{P}(S)$, there is a finite sequence of flips that transforms P_s into P_t .*

► **Conjecture 2.** *For every planar point set S in general position, every $p \in S$, and every two paths $P_s, P_t \in \mathcal{P}(S, p)$, there is a finite sequence of flips that transforms P_s into P_t and uses only intermediate paths from $\mathcal{P}(S, p)$.*

► **Conjecture 3.** *For every planar point set S in general position, every distinct points $p, q \in S$, and every two paths $P_s, P_t \in \mathcal{P}(S, p, q)$, there is a finite sequence of flips that transforms P_s into P_t and uses only intermediate paths from $\mathcal{P}(S, p, q)$.*

We show that for any fixed $n \geq 3$, a positive answer to Conjecture 3 implies a positive answer to Conjecture 2 (Lemma 16), and, similarly, that a positive answer to Conjecture 2 implies a positive answer to Conjecture 1 (Lemma 17).

We note that the analogue of Conjecture 3 for paths where the first $k \geq 3$ points are fixed, does not hold: Figure 2 shows a counter-example with 7 points and $k = 3$.



■ **Figure 2** Example where the flip graph is disconnected if the first three points of the paths are fixed. The solid path cannot be flipped, but there is at least one other path (dotted) with the same three starting points.

As noted earlier, the flip-graph of triangulations is connected and it would be plausible to exploit this property by modelling flips between paths in terms of flips between triangulations. However, as we illustrate in Appendix A, it is not obvious how to achieve this.

Finally, let us remark that we assume familiarity with basic concepts and terms in the context of graph drawing such as *drawing*, *convex hull*, *extreme point*, *face*, etc. Furthermore, if it is clear from the context, we do not distinguish between abstract graph theoretic objects and its corresponding mappings to the plane, e.g., we may use the terms *vertex* and *point* interchangeably.

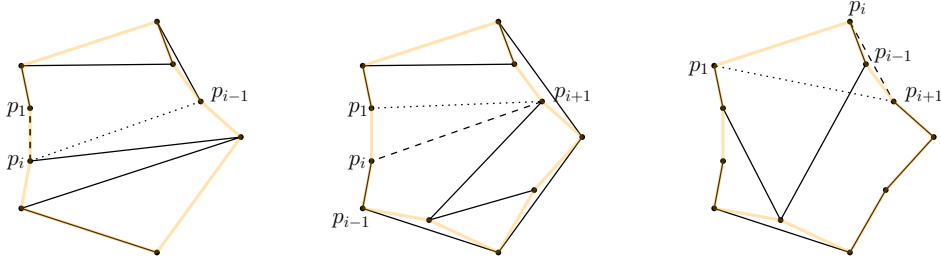
2 Special classes of point sets

To get a handle on Conjecture 1, we consider point sets that have additional structure. For this, we generalize the method of Akl et al. [4]: given a planar point set S in convex position, Akl et al. show that every plane spanning path on S can be flipped to a *canonical path* that uses only edges on the convex hull of S . Thus, to generalize this approach to other classes of point sets, we need two ingredients: (i) a set of *canonical paths* that serve as the target of the flip operations and that have the property that any canonical path can be transformed into any other one by a simple sequence of flips, usually of constant length; and (ii) a strategy to flip any given path to some canonical path. To generalize the canonical paths used by Akl et al., we focus on classes of planar point sets S that have the following property:

(P1) there is an *uncrossed* Hamiltonian cycle C on S , i.e., no edge on S crosses any edge of C .

Now suppose that S has property (P1), and let C be an uncrossed Hamiltonian cycle for S . Then, the *canonical paths* on S (with respect to C) are those paths that consist only of edges from C , i.e., those paths that are obtained by omitting an edge of C . Note that this definition also captures the canonical paths used by Akl et al., and that any canonical path can be transformed into any other by a single flip (of Type 2).

Now that the notion of canonical paths has been made precise, we need a strategy to flip an arbitrary path to a canonical path. Here, the biggest issue is to ensure that all intermediate paths in the flip sequence are plane. To this end, it is very helpful if many triangles that are spanned by an edge of C and a third point of S are *empty*, i.e., do not contain any other point from S in their interior. In the extreme case, where all such triangles fulfill this property it is not hard to show that the flip graph is connected. We omit the



■ **Figure 3** Illustration of Observation 4 (left) and Observation 5 (middle): Replacing the dashed edge by the dotted forms a valid flip (the uncrossed cycle is depicted in orange). If p_1, p_i do not fulfill the empty triangle property of Observation 5 (right), the flip may not be valid.

details¹ as it turns out that only convex point sets fulfill this extreme case (see Appendix B).

In the following section, we first work out the essential properties we require in order to perform valid flips.

2.1 Preliminaries

When considering a point set S , we usually first try to fix a plane cycle C fulfilling (P1). However, we might need to drop the hamiltonicity assumption, e.g., in the wheel setting. But note that any point set admits a plane cycle that is not crossed by any other edge, e.g., the convex hull. For a point set S and a (fixed) uncrossed cycle C (not necessarily spanning) we call C the *boundary* and all edges in C *boundary edges*. Whenever, speaking of the boundary or boundary edges for some point set without further specification, the underlying uncrossed cycle is either clear from the context, or the statement holds for any choice of such a cycle. The following observations will be useful to confirm the validity of a flip; see also Figure 3 for an illustration:

► **Observation 4.** *Let S be a point set and C be a plane cycle on (a subset of) S that is not crossed by any edge of S and $P = p_1, \dots, p_n \in \mathcal{P}(S)$ be a plane spanning path on S . Further let p_1 and p_i , $i \neq 2$ be neighbors along C . Then, replacing $p_{i-1}p_i$ by p_1p_i forms a valid flip.*

► **Observation 5.** *Let S be a point set and C be a plane cycle on (a subset of) S that is not crossed by any edge of S and $P = p_1, \dots, p_n \in \mathcal{P}(S)$ be a plane spanning path on S . Further let p_1 and p_i , $i \neq n$ be neighbors along C such that the triangle $\Delta p_1p_ip_x$ contains no point of S for all p_x . Then, the only edge of P that p_1p_{i+1} may cross is $p_{i-1}p_i$. In particular, if $p_{i-1}p_i$ is a boundary edge, replacing p_ip_{i+1} by p_1p_{i+1} forms a valid flip.*

Note that a point set fulfilling (P1) makes it more convenient to apply Observation 4, since we do not need to take care of p_1 lying on the boundary.

Next, we define a (combinatorial) *distance* on the boundary: Let C be the boundary of some point set S and let $p, q \in C$ be two points on the boundary. Further let $o \in \{\text{cw}, \text{ccw}\}$ be an *orientation*. We define the *distance* between p and q in direction o , denoted by $d^o(p, q)$, as the number of boundary edges along C that lie between p and q in direction o . Furthermore, we define the *distance* between p and q to be

$$d(p, q) = \min\{d^{\text{cw}}(p, q), d^{\text{ccw}}(p, q)\}.$$

¹ The proof is analogous (yet simpler) to our later proofs for ice cream cones or double chains (see, for example, Theorem 10).

Note that neighboring vertices (along the boundary) have distance 1. Associating the pairs of vertices with an edge, we may also speak of the distance of an edge. The *total* or *overall* distance (of a plane spanning path) is just the sum of all distances of its edges.²

Let S be a point set, and $P = p_1, \dots, p_n \in \mathcal{P}(S)$ be a plane spanning path on S . For $i = 1, \dots, n-1$, we call the two vertices p_i, p_{i+1} *consecutive* along P , and we say that p_i is the *predecessor* of p_{i+1} and that p_{i+1} is the *successor* of p_i . Furthermore, we say that the edge $p_i p_{i+1}$ comes *before* p_j if and only if $i+1 \leq j$ and *after* p_j (or *afterwards*) otherwise. In the following, all the paths we consider will be plane spanning paths for S . We emphasize that the terms *consecutive*, *predecessor*, and *successor* are reserved for the order along paths, whereas the terms *neighboring* and *neighbors* always refer to vertices that are incident to a common boundary edge of S .

► **Lemma 6.** *Let S be a point set and $P \in \mathcal{P}(S)$. Further, let p, q, r be three neighboring vertices (in this order, i.e., q lies between p and r on the boundary) and $s \notin \{p, q, r\}$ another vertex on the boundary. Then, either $d(p, s) < d(q, s)$ or $d(r, s) < d(q, s)$ holds.*

Proof. Consider $d(q, s) = \min(a, b)$, where a denotes the number of boundary edges between q and s in the direction that contains p and b those in the direction containing r . Then, we have:

$$\begin{aligned} d &:= d(q, s) = \min(a, b) \\ d' &:= d(p, s) = \min(a-1, b+1) \\ d'' &:= d(r, s) = \min(a+1, b-1) \end{aligned}$$

Assume for the contrary that $d \geq d'$ and $d \geq d''$ holds. The former implies $b \geq a-1$ and the latter implies $a \geq b-1$ and hence,

$$|a-b| \leq 1$$

Clearly, if $a = b$, both distances d' and d'' are strictly smaller than d . On the other hand, if a and b differ by exactly 1, one of the distances d', d'' is equal to d and the other is one smaller, more precisely:

If $a = b+1$, we have

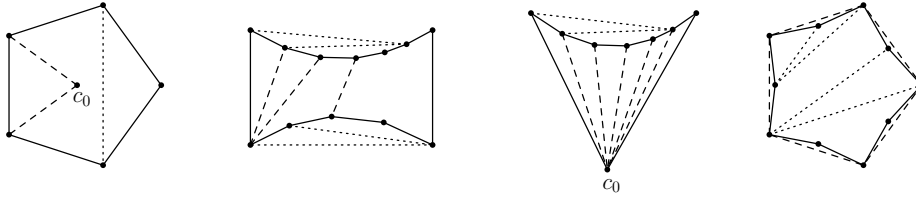
$$d = b \quad d' = a-1 = b \quad d'' = b-1$$

And analogously if $b = a+1$. ◀

We conclude this section with an observation concerning the faces determined by a subpath, more precisely: for a path $P = p_1, \dots, p_n \in \mathcal{P}(S)$ and $1 \leq i < j \leq n$ (s.t. p_i and p_j are not consecutive along P), $\Phi(p_i, p_j)$ denotes the face bounded by p_i, \dots, p_j, p_i . We are usually only interested in faces where p_i and p_j are neighbors and one of them is an endpoint of the path.

► **Observation 7.** *Let $P = p_1, \dots, p_n \in \mathcal{P}(S)$ be a plane spanning path on a point set S and $p_i, i \neq 2$ be a neighbor of p_1 . Then, all vertices after p_i (i.e., $\{p_{i+1}, \dots, p_n\}$) must entirely be contained in either the interior or the exterior of $\Phi(p_1, p_i)$.*

² Note that the distance is only defined for edges connecting two vertices on the boundary and hence, we will only speak of the overall distance of a path in the context of point sets fulfilling (P1).



■ **Figure 4** Illustration of a wheel set (left), a double chain (middle left), an ice cream cone (middle right), and a double circle (right). Boundary edges are solid, chordal edges dotted, and bridge edges dashed (for the wheel set, the dashed edges illustrate radial edges and for the double circle, the dashed edges are hull edges). Not all edges are drawn.

2.2 Definitions of classes of point sets

We now introduce the classes of point sets that are the focus in this section: wheel sets, ice cream cones, double chains, and double circles (see Figure 4 for an illustration). All point sets have size n .

Wheel Sets. A set S of $n \geq 4$ points in the plane is a *wheel set* if there is a point $c_0 \in S$ such that (i) c_0 does not lie on the convex hull of S ; and (ii) $S \setminus \{c_0\}$ is in convex position. We call c_0 the *center* of S and classify the edges on S as follows: an edge incident to the center c_0 is called a *radial* edge, and an edge that appears on the boundary of the convex hull of S is called a *boundary* edge. All other edges are called *chordal*. The class of wheel sets is denoted by W .

Double Chain. A *double chain* consists of two convex chains (each containing at least two points) with opposed concavity such that (i) the convex hull forms a quadrilateral and (ii) no line through two points of the same chain separates the other chain (see e.g. [9, 5]). We classify the edges as follows: *boundary* edges are the edges between consecutive points on the upper and the lower chain, as well as the two *special* boundary edges between the two left and between the two right extreme points; *bridge* edges are the edges that connect the upper and the lower chain (except for the leftmost and rightmost such edge); all the other edges are *chordal* edges. Note that all boundary edges are uncrossed. We denote the class of double chains by DC .

Ice Cream Cone. An *ice cream cone* is a degenerate double chain, where, say, the lower chain contains only a single point c_0 . The class of ice cream cones is denoted by ICC .

Double Circle. In contrast to the other point sets, double circles are only defined for an even number of points.

A set S of $n \geq 6$ points is called *double circle*, if: (i) precisely half of its points lie on the convex hull; and (ii) for each hull segment pq there is a point r in the interior such that the line passing through p and r separates q from S as well as the line through q and r separates p from S . The edges pr, qr (for each hull segment pq) form the *boundary* edges. The edges on the convex hull are called *hull* edges and all other edges are *chordal*. The class of double circles is denoted by $DCirc$.

For all point sets defined above, the set of boundary edges forms an uncrossed cycle and is therefore in accordance with our definition of boundary in Section 2.1. In particular, ice cream cones, double chains, and double circles fulfill (P1), but wheel sets, in general, do not. Thus, we still need to define canonical paths on wheel sets: a path on a wheel set is canonical if it does not contain any diagonal edge, i.e., consists only of boundary edges and one or two radial edges.

Before going into details of the proofs concerning the connectedness of the flip-graphs, let us give a high level view of the proof strategy and some general statements that will be useful throughout the proofs.

High level proof strategy. Our strategy to prove the connectedness of the flip graph for above classes of point sets consists of the following steps. First, for all point sets described above we also identified a set of boundary edges, forming an uncrossed cycle as required. This also defines the set of canonical paths (except for the wheel sets, which we defined separately). And second, given a non-canonical path, we describe a process how to apply suitable flips in order to (strictly) increase the number of boundary edges of this path. But note that this might not always be possible as we are quite constrained to which edges can be flipped. Instead we may only decrease the overall distance of the path by suitable flips.

General setting. For the remaining theorems of this section (Theorems 9, 10, 11, 14), we always consider a non-canonical path $P = p_1, \dots, p_n \in \mathcal{P}(S)$ and describe a process where in each iteration we either

- (i) increase the number of boundary edges along P (while not increasing the overall distance of P), or
- (ii) decrease the overall distance of P (while not decreasing the number of boundary edges along P).

Further, we always denote the starting edge by $e = p_1p_2$ and let $p_i, i \neq 2$ be a neighbor of p_1 (whenever we have the choice, we pick p_i to be a neighbor such that p_1p_i does not form a special boundary edge; if both neighbors fulfill this property, pick one arbitrary). We denote $f = p_{i-1}p_i$.

Moreover, we can always assume, w.l.o.g., that P does not end at a neighbor of p_1 (that is, $i < n$): otherwise, we can flip an arbitrary (non-boundary) edge of P to the boundary edge p_1p_n (performing a type 2 flip).

Furthermore, we can also assume, w.l.o.g., that f is a boundary edge, since otherwise we can always flip f to the boundary edge p_1p_i (by Observation 4) increasing the number of boundary edges and decreasing the overall distance.

This also implies that the edge p_ip_{i+1} , which exists because $i < n$, is not a boundary edge, since p_i already has the two neighbors p_{i-1} and p_1 .

2.3 Wheel sets

The following observation follows immediately from planarity and the definition of wheel sets:

► **Observation 8.** *Let $S \in \mathcal{W}$, and let $P = p_1, \dots, p_n \in \mathcal{P}(S)$. Suppose that the edge p_ip_{i+1} of P is diagonal. Then, the sets $\{p_1, \dots, p_{i-1}\}$ and $\{p_{i+2}, \dots, p_n\}$ lie on different sides of the line spanned by p_ip_{i+1} (and both sets are entirely contained in its side). An analogous statement holds for two (necessarily consecutive) radial edges along P .*

► **Theorem 9.** *Let $S \in \mathcal{W}$, and let $P, Q \in \mathcal{P}(S)$. Then, P can be transformed into Q using at most $2n - 4$ flips.*

Proof. Let $P = p_1, \dots, p_n \in \mathcal{P}(S)$, p_i be a neighbor of p_1 , $e = p_1p_2$, and $f = p_{i-1}p_i$ as described in the general setting in Section 2.2. Recall that f is a boundary edge.

Further, suppose that the vertices along P are numbered such that $p_1 \neq c_0$ (at least one of the two endpoints of P is different from the center c_0). In fact, the following flips will

always increase the number of boundary edges and hence, in the wheel setting we are not concerned with the overall distance of P (which is not even defined, since wheel sets do not fulfill (P1)).

By Observation 8, the edge e is either radial or boundary. We distinguish the two cases:

Case 1 e is radial, i.e., (since we assumed $p_1 \neq c_0$), we have $p_2 = c_0$.

Then, p_2p_3 is radial, and by Observation 8, p_3 must be a neighbor of p_1 . Hence, by Observation 4, we can flip the radial edge p_2p_3 to the boundary edge p_1p_3 .

Case 2 e is boundary.

By Observation 8, P cannot have any diagonal edge d before p_i , since otherwise d would have the neighbors p_1 and p_i on the same side. On the other hand, since p_1, \dots, p_i, p_1 forms a cycle, p_1 and p_i are neighbors, and f is a boundary edge, the vertex p_{i+1} must be in the interior of $\Phi(p_1, p_i)$. By Observation 7, there cannot be any uncovered vertex in the exterior and hence all extreme vertices are already covered, implying that P does not contain a diagonal edge. Hence, the case that e (and f) are boundary edges cannot occur, since we assumed P to be non-canonical, i.e., containing a diagonal edge.

By iterating the procedure³, we obtain a canonical path. Any two such canonical paths can be transformed into each other by at most 4 flips.

By Observation 8 and the fact that not all edges can be radial, we know that any plane spanning path contains at least one boundary edge and hence, we need at most $n - 3$ iterations. In total, we need at most $2(n - 3) + 4 = 2n - 2$ flips. However, if we count a little more carefully, we see that in the case of $n - 3$ iterations, i.e., only one radial edge remains and not two, we actually need only two flips instead of 4 for the intermediate step. Hence, we save two steps. ◀

2.4 Ice cream cones

Let us first remark that we could have considered ice cream cones as special case of double chains, however, we believe it is more instructive to consider the two classes separately. As before, in each step, we would like to find a flip that increases the number of boundary edges. However, now we may have situations where we cannot make progress by a single flip. Instead, we will need some auxiliary flips and may only decrease the overall distance.

► **Theorem 10.** *Let $S \in \text{ICC}$, and let $P, Q \in \mathcal{P}(S)$ be two plane spanning paths for S . Then, P can be transformed into Q with $O(n^2)$ flips.*

Proof. Let $P = p_1, \dots, p_n \in \mathcal{P}(S)$, p_i be a neighbor of p_1 , $e = p_1p_2$, and $f = p_{i-1}p_i$ as described in the general setting in Section 2.2. We distinguish the following cases:

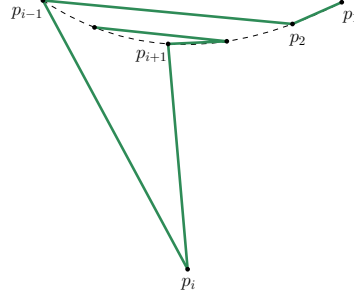
Case 1 e is not boundary.

We apply the following two flips:

- replace $p_i p_{i+1}$ by $p_1 p_{i+1}$ and
- replace e by $p_1 p_i$.

If $p_1 = c_0$, the first flip is clearly valid, as the bridge edges in an ice cream cone are uncrossed. If $p_1 \neq c_0$, then p_i lies on the same chain as p_1 (as we chose the neighbor p_i accordingly) and hence, the first flip is valid due to Observation 5. The flip results in the

³ Note that some cases and their corresponding flips are described in the general setting in Section 2.2.



■ **Figure 5** Example where inserting p_1p_{i+1} or $p_{i-1}p_{i+1}$ may destroy planarity (p_i has to be the single vertex).

intermediate path $p_ip_{i-1}, \dots, p_1, p_{i+1}, p_{i+2}, \dots, p_n$. Now, the second flip is also valid by Observation 4.

The first flip may increase the overall distance by at most one, but the second flip decreases the overall distance by at least one. Hence, the overall distance does not increase. On the other hand, we increase the number of boundary edges, since p_ip_{i+1} and e are both not boundary edges, while p_1p_i is a boundary edge.

Case 2 e is boundary.

Since p_{i-1}, p_i, p_1 appear consecutively along the boundary in that order (recall that f is a boundary edge), we either have $d(p_1, p_{i+1}) < d(p_i, p_{i+1})$ or $d(p_{i-1}, p_{i+1}) < d(p_i, p_{i+1})$ due to Lemma 6. We will replace the corresponding edges (decreasing the overall distance). However, we need to be a bit careful here, since replacing p_ip_{i+1} by p_1p_{i+1} or $p_{i-1}p_{i+1}$ might not preserve planarity. By Observation 5 and the fact that bridge edges are uncrossed, however, this may only happen if p_i is the single vertex c_0 ; see Figure 5.

Note that we can view the path also from the other direction, i.e., starting from p_n . Then, the above situation cannot happen from both sides. Indeed, otherwise p_i would be the neighbor of p_1 and p_n and the vertices p_{i-1}, p_i, p_1 would appear consecutively along the boundary as well as p_{i-1}, p_i, p_n ; a contradiction.

Hence, we may assume, w.l.o.g., that the corresponding flips preserve planarity.

Case 2.1 $d(p_1, p_{i+1}) < d(p_i, p_{i+1})$

Replace p_ip_{i+1} by p_1, p_{i+1} . This decreases the overall distance and preserves planarity, by the above arguments.

Case 2.2 $d(p_{i-1}, p_{i+1}) < d(p_i, p_{i+1})$

Apply two flips:

- replace $p_{i-1}p_i$ by p_1p_i and
- replace p_ip_{i+1} by $p_{i-1}p_{i+1}$.

The first flip replaces a boundary edge by another one. Hence, it neither changes the number of boundary edges nor the overall distance. The second flip decreases the overall distance.

Recursively applying above process, we will eventually transform P to a canonical path that consists only of boundary edges (the only paths with minimum overall distance). Doing the same for Q and noting that any pair of canonical paths can be transformed into each other by a single flip, the connectedness of the flip-graph follows.

Concerning the required number of flips, note that any edge has distance at most $\frac{n}{2} - 1$ and the path has $n - 1$ edges. Hence, the total number of iterations to transform P into a

canonical path is at most

$$\left((n-1) \cdot \left(\frac{n}{2} - 2\right) + (n-1)\right) \in O(n^2)$$

Furthermore, any iteration requires at most two flips and hence, the total number of flips to transform P into Q is still in $O(n^2)$. \blacktriangleleft

2.5 Double chains

Our strategy in the double chain setting is very similar to the ice cream cone setting, however, we need to be more careful, since bridge edges might now be crossing and we have more cases with flips that may destroy planarity.

► **Theorem 11.** *Let $S \in \text{DC}$, and let $P, Q \in \mathcal{P}(S)$ be two plane spanning paths for S . Then, P can be transformed to Q in $O(n^2)$ flips.*

Proof. Let $P = p_1, \dots, p_n \in \mathcal{P}(S)$, p_i be a neighbor of p_1 , $e = p_1p_2$, and $f = p_{i-1}p_i$ as described in the general setting in Section 2.2. We distinguish the following cases:

Case 1 e is not a boundary edge.

Note that, since e is not a boundary edge, p_1p_i is not a special boundary edge (as we chose p_i accordingly).

Then, we apply the following flips:

- replace p_ip_{i+1} by p_1p_{i+1} and
- replace e by p_1p_i .

The first flip is valid by Observation 5 and the second by Observation 4. The first flip may increase the overall distance by at most one, but the second flip decreases the overall distance by at least one, while increasing the number of boundary edges.

Case 2 e is a boundary edge.

Again, either $d(p_1, p_{i+1}) < d(p_i, p_{i+1})$ or $d(p_{i-1}, p_{i+1}) < d(p_i, p_{i+1})$ holds due to Lemma 6 and our goal is to perform the corresponding flip that decreases the distance. But we need to be a bit careful since we have less control over the neighbor p_i of p_1 (they could be on different chains and hence we need to be more careful to guarantee the validity of flips).

Case 2.1 $d(p_1, p_{i+1}) < d(p_i, p_{i+1})$ and p_1 and p_i are neighbors on the same chain.

- replace p_ip_{i+1} by p_1p_{i+1} .

This flip is valid (Observation 5) and decreases the overall distance.

Case 2.2 $d(p_{i-1}, p_{i+1}) < d(p_i, p_{i+1})$ and p_i and p_{i-1} are neighbors on the same chain.

- replace $p_{i-1}p_i$ by p_1p_i and
- replace p_ip_{i+1} by $p_{i-1}p_{i+1}$.

Both flips are valid (Observation 4 and Observation 5) and decrease the overall distance, while not increasing the number of boundary edges.

Next, we have a closer look at the situation, where the corresponding neighbors are neighbors on different chains and hence, may cause invalid flips. Note that we can view the path from both sides, and hence may assume that it looks this way at both ends of the path. We are not relabeling the vertices at the p_n end, i.e., let $p_j \neq p_{n-1}$ be the

neighbor of p_n and p_{j+1} the predecessor (viewed from p_n) and p_{j-1} the successor⁴. Also we denote the corresponding edges at the p_n end by e' and f' (i.e., $e' = p_{n-1}p_n$ and $f' = p_{j+1}p_j$). For the following cases we need a few more definitions and observations (see Section 2.5.1).

Case 2.3 (same I) $d(p_1, p_{i+1}) < d(p_i, p_{i+1})$ and p_1 and p_i are neighbors on different chains (i.e. they are both extreme points). AND $d(p_n, p_{j-1}) < d(p_j, p_{j-1})$ and p_n and p_j are neighbors on different chains (i.e. they are both extreme points).

For the sake of readability, we illustrate the arguments of this case in its own subsection (see Section 2.5.2).

Case 2.4 (same II) $d(p_{i-1}, p_{i+1}) < d(p_i, p_{i+1})$ and p_i and p_{i-1} are neighbors on different chains. AND $d(p_{j+1}, p_{j-1}) < d(p_j, p_{j-1})$ and p_j and p_{j+1} are neighbors on different chains.

See Section 2.5.3.

Case 2.5 (mixed) $d(p_1, p_{i+1}) < d(p_i, p_{i+1})$ and p_1 and p_i are neighbors on different chains. AND $d(p_{j+1}, p_{j-1}) < d(p_j, p_{j-1})$ and p_j and p_{j+1} are neighbors on different chains.

See Section 2.5.4.

Again, as in the ice cream cone setting, we apply above process recursively and the arguments concerning the required number of flips are exactly the same. ◀

2.5.1 Preliminaries for Cases 2.3 - 2.5

► **Definition 12** (span). Let $S \in \text{DC}$, and let $P = p_1, \dots, p_n \in \mathcal{P}(S)$ be a plane spanning path. Then, for distinct vertices p_x, p_y, p_z (on the boundary), the span from p_x to p_y containing p_z is the set of vertices along the boundary strictly between p_x and p_y that contains p_z . This is denoted by $\text{span}(p_x, p_y; p_z)$. Similarly,

$$\overline{\text{span}}(p_x, p_y; p_z) = V(P) \setminus \{\text{span}(p_x, p_y; p_z) \cup p_x \cup p_y\}$$

denotes the set of vertices along the boundary strictly between p_x and p_y not containing p_z .

For our purposes, p_z will usually be either p_1 or p_n . As before, we may also associate the pairs of vertices with edges and talk about the span of an edge.

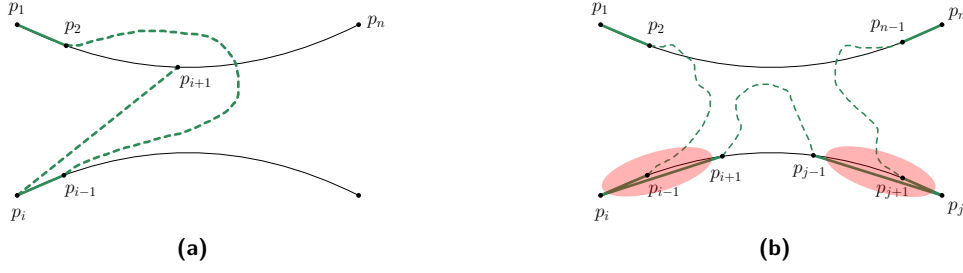
► **Observation 13.** Let $S \in \text{DC}$, and let $P = p_1, \dots, p_n \in \mathcal{P}(S)$ be a plane spanning path and p_z, p_x be neighbors. Then, for any $p_y \notin \{p_z, p_x\}$ with $d(p_z, p_y) < d(p_x, p_y)$, we have:

$$|\overline{\text{span}}(p_x, p_y; p_z)| \geq |\text{span}(p_x, p_y; p_z)|.$$

In other words, if we flip an edge to a neighbor of an endpoint and if this increases the distance of the edge, we must have fewer vertices on the side containing the old edge (otherwise the distance would decrease).

We will use this observation to rule out certain cases as follows. If we can find two edges, whose larger spans (which each contain at least $\frac{n}{2} - 1$ vertices) are disjoint, together they

⁴ p_{j+1} is the analogue of p_{i-1} and p_{j-1} is the analogue of p_{i+1} .



■ **Figure 6** Case 2.3 (same I). In (a), $p_i p_{i+1}$ cannot be a bridge, since otherwise p_{i+1} would be in the interior of the face $\Phi(p_1, p_i)$ (since $p_{i-1} p_i$ is a boundary edge), while p_n is in the exterior (no matter whether p_n is the extreme point on the same or other chain as p_1). In (b), the red regions are disjoint and contain at least $\frac{n}{2} - 1$ vertices, while p_1, p_n, p_i, p_j are in neither span; a contradiction.

cover at least $n - 2$ vertices and if we find three more vertices not contained in either span, we have our desired contradiction.

So, to summarize, we have two strategies to rule out certain cases — either by showing that a certain configuration cannot be realized as plane embedding or by showing that the corresponding spans are disjoint.

2.5.2 Details of Case 2.3 (same I)

The condition $d(p_1, p_{i+1}) < d(p_i, p_{i+1})$ and the fact that p_{i-1}, p_i, p_1 appear consecutively along the boundary imply (by Observation 13):

$$|\overline{\text{span}}(p_i, p_{i+1}; p_1)| \geq |\text{span}(p_i, p_{i+1}; p_1)|.$$

And equivalently $d(p_n, p_{j-1}) < d(p_j, p_{j-1})$ implies (by Observation 13):

$$|\overline{\text{span}}(p_j, p_{j-1}; p_n)| \geq |\text{span}(p_j, p_{j-1}; p_n)|.$$

Recall, the first inequality means that there are more vertices along the boundary from p_i to p_{i+1} along the side *not* containing p_1 , i.e., $\overline{\text{span}}(p_i, p_{i+1}; p_1)$ contains at least $\frac{n}{2} - 1$ vertices. Equivalently, $\overline{\text{span}}(p_j, p_{j-1}; p_n)$ also contains at least $\frac{n}{2} - 1$ vertices. Hence, if both of these sets are disjoint, they already contain at least $n - 2$ vertices.

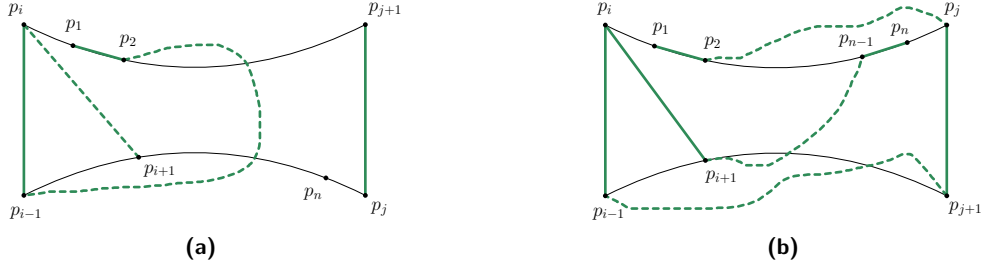
In Case 2.3 (same I), p_1, p_i, p_n, p_j are the four extreme points of the double chain and $p_1 p_i$ and $p_n p_j$ form special boundary edges. Further, we know by Observation 7 that neither $p_i p_{i+1}$ nor $p_{j-1} p_j$ is a bridge edge (see Figure 6a) and hence they are both chordal (with one endpoint being an extreme point (and the other not)). Note that the regions “under”⁵ chordal edges are disjoint. Since p_1 is not contained under $p_i p_{i+1}$ and p_n is not contained under $p_{j-1} p_j$, the corresponding spans are disjoint. Furthermore, neither span can contain any of the four extreme points, p_1, p_n, p_j, p_i and hence, we have our desired contradiction (see Figure 6b). That is, Case 2.3 (same I) cannot occur.

2.5.3 Details of Case 2.4 (same II)

In this case, the conditions give us both inequalities the other way around. The condition $d(p_{i-1}, p_{i+1}) < d(p_i, p_{i+1})$ implies (by Observation 13):

$$|\text{span}(p_i, p_{i+1}; p_1)| \geq |\overline{\text{span}}(p_i, p_{i+1}; p_1)|.$$

⁵ the connected part of the chain that the chord slices out.



■ **Figure 7** Case 2.4 (same II). In (a), if p_i and p_j lie on different chains, then $p_i p_{i+1}$ cannot be a bridge. Indeed, either again p_{i+1} and p_n lie on different sides of the face $\Phi(p_1, p_i)$ or the path P has to traverse p_j before p_{i-1} , but then there is no way to reach p_{i-1} from p_{j+1} . In (b), if p_i and p_j lie on the same chain and $p_i p_{i+1}$ is a bridge, then $p_{j-1} p_j$ has to be chordal. Indeed, the path P has to traverse p_j before p_i (as argued earlier) and if $p_{j-1} p_j$ would be a bridge, there is no way to reach p_n from p_{i+1} .



■ **Figure 8** The “two” cases of Case 2.4 (same II).

And equivalently $d(p_{j+1}, p_{j-1}) < d(p_j, p_{j-1})$ implies (by Observation 13):

$$|\text{span}(p_{j-1}, p_j; p_n)| \geq |\overline{\text{span}}(p_{j-1}, p_j; p_n)|.$$

In Case 2.4 (same II), p_i and p_j can either be on the same chain or on different chains.

If p_i and p_j are on different chains, the edge $p_i p_{i+1}$ cannot be a bridge due to Observation 7 (see Figure 7a). Hence, $p_i p_{i+1}$ is chordal and equivalently also $p_{j-1} p_j$. Then the spans $\text{span}(p_i, p_{i+1}; p_1)$ and $\text{span}(p_{j-1}, p_j; p_n)$ are disjoint (and neither of the four vertices $p_i, p_{i+1}, p_j, p_{j-1}$ is contained in those spans).

If p_i and p_j are on the same chain, we proceed as follows. If $p_i p_{i+1}$ is a bridge, $p_{j-1} p_j$ has to be chordal again due to Observation 7 (see Figure 7b). This case can indeed arise (see Figure 8a for an illustration) and we perform the following flip:

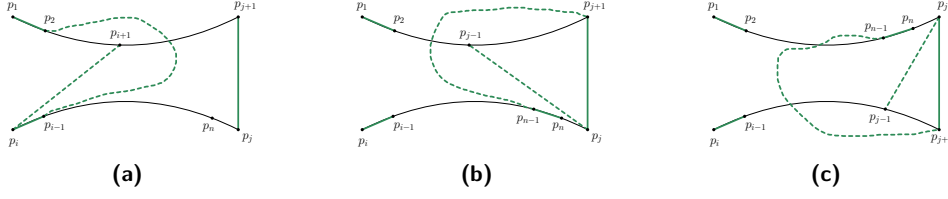
- replace $p_{j-1} p_j$ by $p_1 p_j$.

The flip is valid, since by the construction in the current case, the edge $p_1 p_j$ can only be intersected by a chordal edge incident to p_i , which however is already incident to a bridge and a boundary edge. The flip also decreases the overall distance, since p_1 lies in $\overline{\text{span}}(p_{j-1}, p_j)$ (and also does not decrease the number of boundary edges).

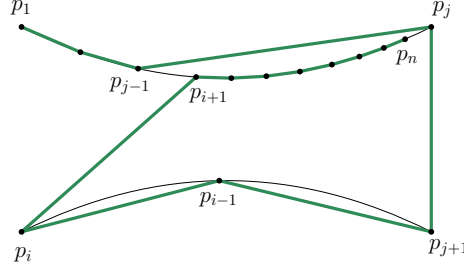
If, on the other hand, $p_i p_{i+1}$ is chordal and $p_{j-1} p_j$ is also chordal we again have the situation of disjoint spans (which both do not contain p_i, p_j, p_{i+1}). So, the second case that can arise is the one, where $p_i p_{i+1}$ is chordal and $p_{j-1} p_j$ is a bridge (see Figure 8b for an illustration). Analogously, we perform the flip:

- replace $p_i p_{i+1}$ by $p_i p_n$.

As before, the flip is valid and decreases the overall distance.



■ **Figure 9** Case 2.5 (mixed). In (a) and (b), if p_1 and p_n lie on different chains, then $p_i p_{i+1}$ cannot be a bridge (by similar arguments as in Figure 6a and Figure 7a). Similarly, $p_{j-1} p_j$ cannot be a bridge either. In (c), if p_1 and p_n lie on the same chain, $p_{j-1} p_j$ cannot be a bridge.



■ **Figure 10** The “single” case of Case 2.5 (mixed).

2.5.4 Details of Case 2.5 (mixed)

In this case, the condition $d(p_1, p_{i+1}) < d(p_i, p_{i+1})$ implies:

$$|\overline{\text{span}}(p_i, p_{i+1}; p_1)| \geq |\text{span}(p_i, p_{i+1}; p_1)|.$$

And $d(p_{j+1}, p_{j-1}) < d(p_j, p_{j-1})$ implies:

$$|\text{span}(p_{j-1}, p_j; p_n)| \geq |\overline{\text{span}}(p_{j-1}, p_j; p_n)|.$$

Hence, we try to rule out cases by showing disjointness of the spans $\overline{\text{span}}(p_i, p_{i+1}; p_1)$ and $\text{span}(p_{j-1}, p_j; p_n)$ now.

In Case 2.5 (mixed), p_1 and p_n can either be on the same chain or on different chains.

If p_1 and p_n are on different chains, neither $p_i p_{i+1}$ nor $p_{j-1} p_j$ can be a bridge due to Observation 7 (see Figure 9a and Figure 9b). On the other hand, if they are both chordal, the corresponding spans are disjoint (which both do not contain p_i, p_j, p_{i+1}).

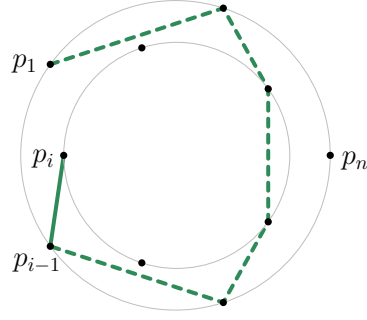
If p_1 and p_n are on the same chain, $p_{j-1} p_j$ still cannot be a bridge again due to Observation 7 (see Figure 9c) and hence must be chordal. If, on the one hand, $p_i p_{i+1}$ is chordal, then the corresponding spans are disjoint (which both do not contain $p_i, p_j, p_{i+1}, p_{j-1}$). On the other hand, if $p_i p_{i+1}$ is a bridge, this constitutes the one configuration that can arise in this case (see Figure 10 for an illustration). We perform the following flip:

- replace $p_{j-1} p_j$ by $p_1 p_j$.

Since, p_1 and p_j are extreme points, this flip is clearly valid. Also, as before, it decreases the overall distance since p_1 is in $\overline{\text{span}}(p_{j-1}, p_j; p_n)$.

2.6 Double circles

► **Theorem 14.** *Let $S \in \text{DCirc}$, and let $P, Q \in \mathcal{P}(S)$ be two plane spanning paths in S . Then, P can be transformed to Q in $O(n^2)$ flips.*



■ **Figure 11** If $p_{i-1}p_i$ is a boundary edge (p_i being a neighbor of p_1), then not both endpoints p_1 and p_n can be extreme, since otherwise there are uncovered vertices inside and outside $\Phi(p_1, p_i)$.

Proof. Let $P = p_1, \dots, p_n \in \mathcal{P}(S)$, p_i be a neighbor of p_1 , $e = p_1p_2$, and $f = p_{i-1}p_i$ as described in the general setting in Section 2.2.

Recall that we assume f to be a boundary edge and hence, Observation 7 implies that not both endpoints p_1, p_n of P can be extreme vertices, since p_{i+1} would be in the interior of $\Phi(p_1, p_i)$ (see Figure 11). Hence, we can further assume that one endpoint, say p_1 , is not an extreme vertex.

We distinguish the following cases (recall that $p_i p_{i+1}$ is not a boundary edge):

Case 1 $p_i p_{i+1}$ is a hull edge. This implies p_{i-1} and p_{i+1} being neighbors.

We apply the following two flips:

- replace f by $p_1 p_i$ and
- replace $p_i p_{i+1}$ by $p_{i-1} p_{i+1}$.

Both flips are valid by Observation 4 and we increase the number of boundary edges (and decrease the overall distance).

Case 2 $p_i p_{i+1}$ is a diagonal edge.

Since, p_{i-1}, p_i, p_1 appear consecutively along the boundary (in that order), we either have $d(p_1, p_{i+1}) < d(p_i, p_{i+1})$ or $d(p_{i-1}, p_{i+1}) < d(p_i, p_{i+1})$ due to Lemma 6.

Case 2.1 $d(p_1, p_{i+1}) < d(p_i, p_{i+1})$

Replace $p_i p_{i+1}$ by p_1, p_{i+1} . This decreases the overall distance and preserves planarity, since f is a boundary edge.

Case 2.2 $d(p_{i-1}, p_{i+1}) < d(p_i, p_{i+1})$

Apply two flips:

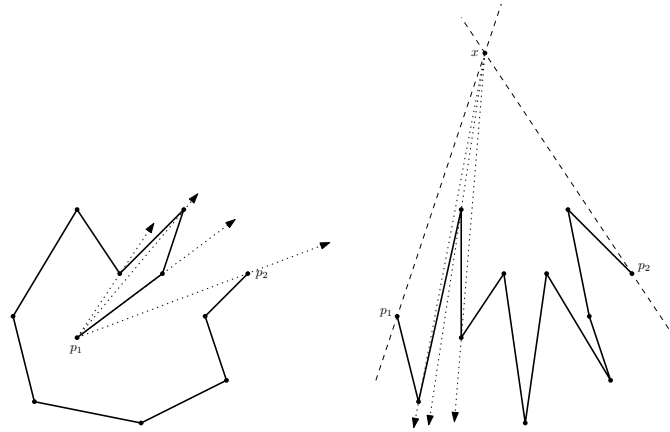
- replace $p_{i-1} p_i$ by $p_1 p_i$ and
- replace $p_i p_{i+1}$ by $p_{i-1} p_{i+1}$.

The first flip replaces a boundary edge by another one. Hence, it neither changes the number of boundary edges nor the overall distance. The second flip decreases the overall distance.

The remaining arguments are as before. ◀

3 A sufficient condition

In this section, we prove the sufficient condition of considering only paths with a fixed starting edge. We need one preliminary lemma:



■ **Figure 12** For any two given points p_1 and p_2 there exists a plane spanning path having these two points as start and target points. Left: the case if at least one of the two points is in the interior of the point set. Right: the case when both points are on the boundary of the convex hull.

► **Lemma 15.** *For any two points p_1 and p_2 of S there exists a path $P \in \mathcal{P}(S)$ which has p_1 as starting and p_2 as target point.*

Proof. We consider two different cases. Let us first assume that at least one of the two points, w.l.o.g. say p_1 , is in the interior of S . Sort all other points of S radially around p_1 , starting at p_2 . Connect p_1 to the second point in this order (the point radially just after p_2) and connect all other points in radial order to a path, such that p_2 becomes the last point of this path; see the left drawing of Figure 12. Note that since p_1 is an interior point this path goes around p_1 and has no self-intersection. We thus have obtained a plane spanning path starting at p_1 and ending at p_2 .

Assume now for the second case that both given points lie on the boundary of the convex hull of S . Then consider two tangents of the convex hull of S going through p_1 and p_2 , respectively. By the general position assumption of S we can always perturb these two tangents so that they still go through the two given vertices but are not parallel, and thus cross in a point x outside of the convex hull of S ; see the right side of Figure 12. Sort all points radially around x and connect the points in this order to a path. By construction the points p_1 and p_2 are the extreme points in this sorting, and we thus obtain the required path. ◀

► **Lemma 16.** *A positive answer to Conjecture 2 implies a positive answer to Conjecture 1.*

Proof. Let P_s and P_t be the two paths of Conjecture 1. If they have a common endpoint, we can directly use Conjecture 2 and the statement follows. So assume that P_s has the endpoints p_a and p_b , and P_t has the endpoints p_c and p_d , which are all distinct. By Lemma 15 there exists a path P_m having the two endpoints p_a and p_c . By Conjecture 2 there is a flip sequence from P_s to P_m with the common endpoint p_a , and again by Conjecture 2 there is a further flip sequence from P_m to P_t with the common endpoint p_c . This implies the statement. ◀

► **Lemma 17.** *A positive answer to Conjecture 3 implies a positive answer to Conjecture 2.*

Proof. Let P_s , P_t , and p_1 as defined in Conjecture 2. If P_s and P_t have the starting edge in common, then we directly apply Conjecture 3 and are done. So let's assume that a starting edge of P_s is $p_1 p_s$ and the starting edge of P_t is $p_1 p_t$. We consider two cases. First let p_1 be

in the interior of the convex hull of S . Sort the points of $S \setminus p_1$ in radial order around p_1 and let p_i and p_j be two points of S which are neighbored in this order. We first show that there exists a plane spanning cycle of S where p_1 is connected to p_i and p_j , see Figure 13 (left). The construction of this cycle is straightforward. Start by connecting p_1 to p_i , then connect all points of $S \setminus p_1$ in radial order, so that p_j is the last point. Finally close the cycle by connecting p_j to p_1 .

Recall that P_s starts with p_1, p_s . So w.l.o.g. let $p_s = p_i$. Then by Conjecture 3 we can flip P_s to the just constructed cycle minus the edge $p_1 p_j$. With one more flip (delete the edge $p_1 p_i$ and insert the edge $p_1 p_j$) we get a path that starts with the edge $p_1 p_j$. We can iterate these two steps and “rotate” the starting edge around p_1 , until we have the same starting edge $p_1 p_t$ as P_t (Note that this might have already been the case after the first step). Applying once more Conjecture 3 we finally obtain P_t .

For the second case let p_1 be a point on the boundary of the convex hull of S . Observe that no edge $p_1 p_i$ can be a starting edge of a plane spanning path if p_i also lies on the boundary of the convex hull of S , except if p_i is one of the two neighbors p_l and p_r of p_1 on the boundary of the convex hull of S . As before, we sort the points of $S \setminus p_1$ in radial order around p_1 . When considering neighbored points p_i and p_j in this order, we ignore all points on the boundary of the convex hull of S , except p_l and p_r . As before we will show that there exists a plane spanning cycle connecting p_1 to p_i and p_j .

For the construction of the cycle assume first that p_i and p_j are neither p_l nor p_r . W.l.o.g. assume that p_1 is the leftmost point of S , and that p_i lies above p_j in the radial order around p_1 . Shoot rays from p_1 through p_i and p_j , respectively, see Figure 13 (right). One part of the cycle will be the convex hull edge(s) intersected by these two rays, and the convex hull edges connecting them (if they exist), as indicated in the drawing. Note that in total this might as well result in only a single edge. Let p_a be the starting point of this subpath C , and p_b be the target point of C , seen in radial order around p_1 . To complete the cycle we connect p_1 to p_i , and then with a plane path p_i to p_a , using all points above the ray from p_1 through p_i . This plane path exists by Lemma 15 and the observation that the points p_i and p_a are on the convex hull of the considered subset of points, which implies that this sub path does not intersect with the other used edges. In a similar way connect p_1 to p_j and p_j to p_b , which closes the cycle.

If one or both of p_i and p_j is the same as p_a or p_b , then the construction is even easier. Either p_i is directly the starting point of C , or p_j is directly the ending point of C , or both.

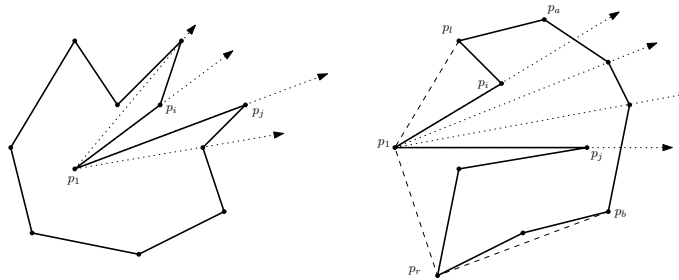
So also in the second case we can construct a plane spanning cycle between two radially neighbored edges. The remainder of the proof is then exactly the same as for the first case. ◀

4 Conclusion

In this paper, we made progress towards a positive answer of Conjecture 1, though it still remains open. A natural way to prove Conjecture 1 would be to prove Conjecture 3 by induction. We can assume all three conjectures to hold for all sets of size at most $n - 1$ and only need to show that Conjecture 3 holds for n .

Concerning the approach of special classes of point sets, of course one can try to further adapt the ideas to other classes. We are currently working on a generalization to point sets fulfilling (P1).

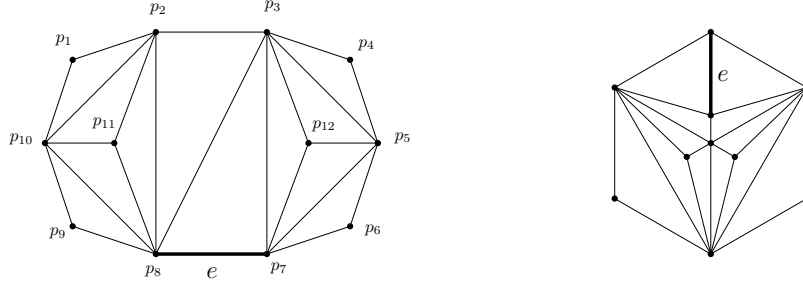
Lastly, there are several other directions for further research conceivable, e.g. considering simple drawings (or other types of drawings) instead of straight-line drawings.



■ **Figure 13** There exists a plane spanning cycle of S such that p_1 is connected to two points neighbored in the radial order around p_1 . On the left side p_1 lies inside the convex hull of S . On the right side p_1 is on the boundary of the convex hull, and only vertices in the radial order around p_1 are considered which are not on the boundary of the convex hull of S .

References

- 1 Oswin Aichholzer, Lukas Andritsch, Karin Baur, and Birgit Vogtenhuber. Transformed flips in triangulations and matchings. *arXiv preprint arXiv:1907.08758*, 2019.
- 2 Oswin Aichholzer, Franz Aurenhammer, and Hannes Krasser. Enumerating order types for small point sets with applications. *Order*, 19:265–281, 2002. URL: <https://link.springer.com/article/10.1023/A:1021231927255>, doi:<https://doi.org/10.1023/A:1021231927255>.
- 3 Oswin Aichholzer, Franz Aurenhammer, Hannes Krasser, and Peter Brass. Pseudotriangulations from surfaces and a novel type of edge flip. *SIAM Journal on Computing*, 32(6):1621–1653, 2003.
- 4 Selim G. Akl, Md. Kamrul Islam, and Henk Meijer. On planar path transformation. *Information Processing Letters*, 104(2):59–64, 2007. URL: <https://www.sciencedirect.com/science/article/pii/S0020019007001366>, doi:<https://doi.org/10.1016/j.ipl.2007.05.009>.
- 5 Prosenjit Bose and Ferran Hurtado. Flips in planar graphs. *Computational Geometry*, 42(1):60–80, 2009. URL: <https://www.sciencedirect.com/science/article/pii/S0925772108000370>, doi:<https://doi.org/10.1016/j.comgeo.2008.04.001>.
- 6 Jou-Ming Chang and Ro-Yu Wu. On the diameter of geometric path graphs of points in convex position. *Information Processing Letters*, 109(8):409–413, 2009. URL: <https://www.sciencedirect.com/science/article/pii/S0020019008003827>, doi:<https://doi.org/10.1016/j.ipl.2008.12.017>.
- 7 Sebastian M Cioabă, Gordon Royle, and Zhao Kuang Tan. On the flip graphs on perfect matchings of complete graphs and signed reversal graphs. *arXiv preprint arXiv:2006.12994*, 2020.
- 8 Stefan Felsner, Alexander Pilz, and Patrick Schnider. Arrangements of approaching pseudolines. *Discrete & Computational Geometry*, pages 1–23, 2022.
- 9 Alfredo García, Marc Noy, and Javier Tejel. Lower bounds on the number of crossing-free subgraphs of K_n . *Computational Geometry*, 16(4):211–221, 2000.
- 10 Carmen Hernando, Ferran Hurtado, and Marc Noy. Graphs of non-crossing perfect matchings. *Graphs and Combinatorics*, 18(3):517–532, 2002.
- 11 Charles L Lawson. Transforming triangulations. *Discrete mathematics*, 3(4):365–372, 1972.
- 12 Marcel Milich, Torsten Mütze, and Martin Pergel. On flips in planar matchings. *Discrete Applied Mathematics*, 289:427–445, 2021.
- 13 K. Wagner. Bemerkungen zum Vierfarbenproblem. *Jahresbericht der Deutschen Mathematiker-Vereinigung*, 46:26–32, 1936. URL: <http://eudml.org/doc/146109>.



■ **Figure 14** Left: A triangulation where the flip graph for the induced plane spanning paths is disconnected: any path using the edge e cannot be flipped to another path not using this edge. To this end, note that e cannot be a starting edge of a plane spanning path and hence, it cannot be flipped by a Type 1 flip. Furthermore, there is no plane Hamiltonian cycle and hence, a Type 2 flip is also not possible (and neither a Type 3 flip). However, by symmetry, such paths exist. Right: A triangulation where every possible plane spanning path has to use edge e .

A Paths hosted in a triangulation

One approach, which almost suggests itself, is to consider paths which are hosted in a triangulation, i.e., are a subgraph of a triangulation. The main reason is that flips between triangulations have been intensively studied (again see [5]), and it is well known that the flip graph of triangulations is connected [13]. The main issue here is a suitable model to perform flips between paths in the context of flips between triangulations.

On the one hand, the naive approach where we fix a certain triangulation and then only allow path flips complying to this triangulation will not succeed. More precisely, there exists a triangulation T and paths P_s, P_t (being subgraphs of T) such that P_s cannot be flipped to P_t if only flips using edges of T are allowed. See Figure 14 (left) for such an example.

On the other hand, the more natural approach to flip an edge of the triangulation (obtaining a new triangulation) in such a way that the underlying path remains a plane spanning path will not succeed either. More precisely, there are triangulations such that any path hosted by it uses a fixed edge and hence, this edge cannot be flipped away to reach a specific different triangulation (see Figure 14 (right)).

B Only convex point sets fulfill the empty triangle property

► **Lemma 18.** *Let S be a point set (in general position) such that there is a plane (not necessarily uncrossed) Hamiltonian cycle C on S and any triangle using an edge of C is empty (i.e., does not contain a point of S). Then, S is in convex position.*

Proof. Assume, for the sake of contradiction, that S is not in convex position, and let C be a plane Hamiltonian cycle (defining a non-convex simple polygon). It is well-known that any non-convex polygon has at least one reflex interior angle, say at vertex r and further let s be a neighbor of r (along C). Clearly, the line through rs intersects C in an edge pq and hence, either Δpqr contains s or Δpqs contains r ; a contradiction either way. ◀