
Invariance Learning in Deep Neural Networks with Differentiable Laplace Approximations

Alexander Immer^{*,1,2} Tycho F.A. van der Ouderaa^{*,3}
Gunnar Rätsch¹ Vincent Fortuin¹ Mark van der Wilk³

¹Department of Computer Science, ETH Zurich, Switzerland

²Max Planck ETH Center for Learning Systems (CLS)

³Department of Computing, Imperial College London, UK

Abstract

Data augmentation is commonly applied to improve performance of deep learning by enforcing the knowledge that certain transformations on the input preserve the output. Currently, the used data augmentation is chosen by human effort and costly cross-validation, which makes it cumbersome to apply to new datasets. We develop a convenient gradient-based method for selecting the data augmentation without validation data and during training of a deep neural network. Our approach relies on phrasing data augmentation as an invariance in the prior distribution and learning it using Bayesian model selection, which has been shown to work in Gaussian processes, but not yet for deep neural networks. We propose a differentiable Kronecker-factored Laplace approximation to the marginal likelihood as our objective, which can be optimised without human supervision or validation data. We show that our method can successfully recover invariances present in the data, and that this improves generalisation and data efficiency on image datasets.

1 Introduction

Data augmentation is a commonly used machine learning technique that is essential to high-performing deep learning and computer vision systems. It aims to obtain a model that is *invariant* to a set or distribution of transformations, by fitting a model with inputs that are transformed in a way that is known to leave the output class unchanged. This procedure can be regarded as artificially creating more data, and is well known to increase generalisation performance and data efficiency. Yet, choosing the right transformations is an expensive and task-specific process that relies on domain knowledge and human effort, as well as trial-and-error through cross-validation. This can quickly become intractable when many parameters are considered, particularly if they are continuous, because each setting requires training a model to convergence.

We aim to make selecting suitable transformations easier, by learning them via gradient descent. Our approach is inspired by the procedure of Van der Wilk et al. (2018), which casts learning invariances and data augmentations as a Bayesian model selection problem. This view suggests selecting invariances by maximising the *marginal likelihood* with gradient-based optimisation. While this approach was successful in Gaussian process models, it has not yet been demonstrated in deep neural networks, where the marginal likelihood is harder to approximate.

To circumvent this problem, we built upon the scalable Laplace approximation to the marginal likelihood developed by Immer et al. (2021a), who recently showed that maximising it can successfully

^{*}Equal contribution, order decided by coin flip. Correspondence to: alexander.immer@inf.ethz.ch, tycho.vanderouderaa@imperial.ac.uk

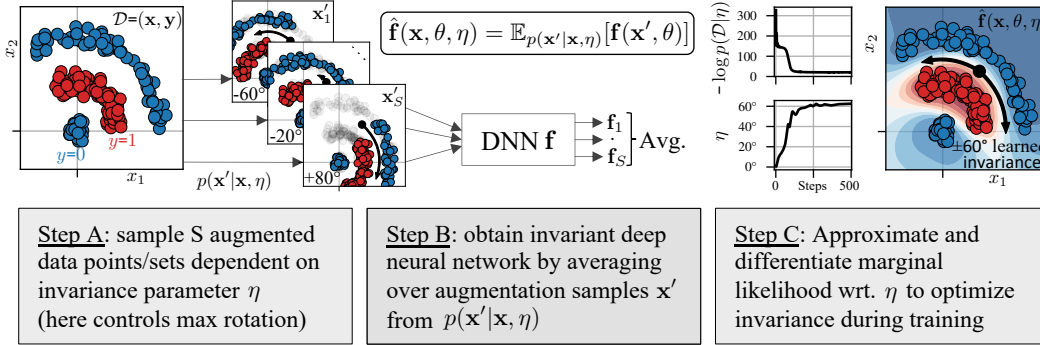


Figure 1: Illustration of our approach on a data set with rotational invariance. Steps A and B allow to define a Bayesian neural network with a likelihood dependant on invariance parameter η (van der Wilk et al., 2018). Our contributions enable tractable marginal likelihood estimation and differentiation during training, as illustrated in Step C. The right-most figure shows the posterior predictive of our Bayesian neural network after learning the correct invariance present in the data.

select neural network hyperparameters, such as architectures. We extend their method to enable optimisation of complex hyperparameters that control invariances in deep neural networks. To that end, we propose an efficient and differentiable Kronecker-factored Laplace approximation for invariant neural networks and a method to obtain stochastic gradients with respect to invariance parameters, which is also useful for optimising other complex hyperparameters.

Our approach is illustrated in Fig. 1. We specify invariances as a distribution on perturbations of the network’s input, similar to data augmentation (Step A). Samples are taken from the distribution and the model output is averaged (Step B), which yields a Bayesian neural network with likelihood dependent on the perturbations (Nabarro et al., 2021). We derive a marginal likelihood approximation for invariant models, and show how to efficiently compute its gradients with respect to the invariance parameters (Step C). By approximating the marginal likelihood, we can differentially learn invariances, without validation data.

We demonstrate experimentally that our method can differentially learn useful distributions over affine invariances on various versions of image classification data sets MNIST, FashionMNIST and CIFAR-10, without validation data. This ensures models are robust to similar data perturbations, without the effort required for selecting classical data augmentations. On original datasets, this improves test performance with up to 8-10 percentage points for ResNets on CIFAR-10. Furthermore, we show that our method can greatly improve data efficiency, sometimes more than two-fold on random subsets of image classification data sets. Our work strengthens how Bayesian methods can be useful for deep learning beyond predictive uncertainty estimation.

2 Related Work

Invariances in deep learning. Since the inception of the convolutional neural network (CNN) (Fukushima and Miyake, 1982; LeCun et al., 1998), building invariances and equivariances into deep learning models has drastically increased data efficiency and generalisation (Cohen et al., 2018; Brandstetter et al., 2021), for instance, on image classification (Cohen and Welling, 2016), molecular dynamics (Batzner et al., 2021), and reinforcement learning (van der Pol et al., 2020). However, these approaches require knowing the invariances a priori. In this work, on the other hand, we aim to automatically learn the correct type and amount of invariance from data without supervision.

Learning invariances. Learning invariances from data is hard, because symmetries define constraints on the functions a network can represent, and therefore do not improve data fit according to the training loss, even if they would lead to better generalisation on test data. Some methods have therefore proposed to learn invariances or data augmentation by estimating gradients on the validation loss. For example, AutoAugment (Cubuk et al., 2018) learns data augmentation using policy gradients, Lorraine et al. (2020) use the implicit function theorem, and Zhou et al. (2020) phrase the problem as meta-learning. Such approaches require validation sets of sufficient size to prevent overfitting (Lorraine et al., 2020). Here, we tackle the problem of learning invariances when validation data is not available.

Validation-free invariance learning. When casting invariance learning as a Bayesian model selection problem, we can select helpful invariances using the marginal likelihood of the model using training data alone. This has been successfully demonstrated in Gaussian processes (van der Wilk et al., 2018) and in the weight-space of single-layer neural networks (van der Ouderaa and van der Wilk, 2021). To scale this approach to deep networks, Schwöbel et al. (2022) attempt to use a marginal likelihood that is only computed in the last layer. While the latter was successful for small neural networks, it failed to learn invariances on more complex datasets that require deep neural networks, likely due to known limitations of last-layer approaches (Ober et al., 2021; van Amersfoort et al., 2021). Augerino (Benton et al., 2020) is an alternative to Bayesian model selection that works for deep learning by regularising invariances to increase during training. This approach depends on the chosen parameterisation of the invariance and may still require a validation set to tune the regularisation strength. In contrast, our proposed method uses a Bayesian marginal likelihood estimate in deep neural networks that is parameterisation invariant and improves performance. The main differences between our proposed method and the alternatives are summarised in App. A.

Bayesian model selection for deep learning. Marginal likelihood approximations have recently enabled gradient-based hyperparameter optimisation for deep neural networks (Immer et al., 2021a; Ober and Aitchison, 2021; Antorán et al., 2022) and overcome issues with last-layer approaches (Ober et al., 2021; Daxberger et al., 2021). Laplace approximations with structured Hessian approximations, such as KFAC (Martens and Grosse, 2015), or linearisation have been shown to improve generalisation, for example, by optimising weight regularisation (Immer et al., 2021a; Daxberger et al., 2021) and learning length-scales of convolutions (Antorán et al., 2022). We extend scalable Laplace approximations to enable gradient-based optimisation of more complex hyperparameters like invariances.

3 Background

We consider a supervised learning task with data set $\mathcal{D} = \{(\mathbf{x}_n, \mathbf{y}_n)\}_{n=1}^N$ consisting of N inputs $\mathbf{x} \in \mathbb{R}^D$ and targets $\mathbf{y} \in \mathbb{R}^C$. Our goal is to learn the function $\mathbf{f} : \mathbb{R}^D \rightarrow \mathbb{R}^C$ that relates the inputs and outputs, which we represent as a neural network $\mathbf{f}(\mathbf{x}; \boldsymbol{\theta})$ with parameters $\boldsymbol{\theta}$. We control which solutions for \mathbf{f} are preferred over others (i.e. the *inductive bias*) with hyperparameters \mathcal{H} , which parameterise the prior over $\boldsymbol{\theta}$ and \mathbf{f} . Invariance is a particularly helpful inductive bias that constrains the output of \mathbf{f} to remain similar for certain transformations of the input \mathbf{x} , which can improve generalisation by allowing a single datapoint to inform predictions for a wider range of inputs. Our goal is to learn useful invariances together with the network weights.

3.1 Parameterising Invariance

To construct and parameterise invariant functions, we consider a local invariance that intuitively requires the function to not change “too much” in response to transformed inputs. To obtain such an invariant function $\hat{\mathbf{f}}$, we average an unconstrained function \mathbf{f} over a perturbation distribution $p(\mathbf{x}'|\mathbf{x}, \boldsymbol{\eta})$. In practice, we sample \mathbf{x}' by reparameterising $\epsilon \sim p(\epsilon)$ with a differentiable function \mathbf{g} (van der Wilk et al., 2018; Benton et al., 2020):

$$\hat{\mathbf{f}}(\mathbf{x}; \boldsymbol{\theta}, \boldsymbol{\eta}) = \mathbb{E}_{p(\mathbf{x}'|\mathbf{x}, \boldsymbol{\eta})}[\mathbf{f}(\mathbf{x}'; \boldsymbol{\theta})] = \mathbb{E}_{p(\epsilon)}[\mathbf{f}(\mathbf{g}(\mathbf{x}, \epsilon; \boldsymbol{\eta}), \boldsymbol{\theta})], \quad (1)$$

where $\hat{\mathbf{f}}$ is differentiable in the parameters $\boldsymbol{\eta}$ that control the perturbation distribution, and therefore the invariance. When the perturbation distribution is uniform on the orbit of a group, we recover exact invariance in $\hat{\mathbf{f}}$ (Kondor, 2008; Ginsbourger et al., 2016). The perturbation distribution resembles data augmentation and is also used at test time (because $\hat{\mathbf{f}}$ depends on it). Because the unconstrained function \mathbf{f} is a neural network, we refer to $\hat{\mathbf{f}}$ as **invariant neural network**.

Given that we can parameterise a suitable data augmentation distribution $p(\mathbf{x}'|\mathbf{x}, \boldsymbol{\eta})$, we can learn invariances in arbitrary domains or group structures. What parameterisation works best in practice remains a research question. In our experiments, we consider a combination of uniform distributions and corresponding parameters $\boldsymbol{\eta} \in \mathbb{R}^6$ over 6 generator matrices that define a probability density over the group of affine transformations, similar to Benton et al. (2020) and detailed in App. B.

Finding invariance parameters $\boldsymbol{\eta}$ is hard because $\hat{\mathbf{f}}$ is a constrained version of \mathbf{f} and, especially for flexible models, this cannot improve the data fit according to the standard training loss. To overcome this, we propose to use Bayesian inference which provides a convenient framework to optimise invariance parameters with gradients, jointly with network parameters, without extra validation data.

3.2 Bayesian Model Selection

Bayesian inference prescribes how unknowns, such as invariance parameters, should be determined from data. To infer hyperparameters \mathcal{H} from data, we are interested in their posterior, $p(\mathcal{H}|\mathcal{D}) \propto p(\mathcal{D}|\mathcal{H})p(\mathcal{H})$ (MacKay, 2003). Because this posterior is intractable, type II maximum likelihood (ML-II) is often used instead, which obtains a point estimate \mathcal{H}^* for the optimal hyperparameters according to the likelihood $p(\mathcal{D}|\mathcal{H})$, the so-called *marginal likelihood*.

ML-II is routinely used in Gaussian processes (Rasmussen and Williams, 2006, § 5.2), and trades off model simplicity with data fit (Rasmussen and Ghahramani, 2001). There are also strong relations to quantities from other statistical frameworks, like cross-validation (Fong and Holmes, 2020), Minimum Description Length (Grünwald, 2007), and generalisation error bounds (Germain et al., 2016). Van der Wilk et al. (2018) showed its usefulness for selecting invariances, and elaborated on the mechanism by which it works. The main advantage of the marginal likelihood,

$$p(\mathcal{D}|\mathcal{H}) = \int p(\mathcal{D}|\boldsymbol{\theta}, \mathcal{H})p(\boldsymbol{\theta}|\mathcal{H}) \, d\boldsymbol{\theta} = \int \prod_{n=1}^N p(\mathbf{y}_n|\mathbf{f}(\mathbf{x}_n; \boldsymbol{\theta}), \mathcal{H})p(\boldsymbol{\theta}|\mathcal{H}) \, d\boldsymbol{\theta}, \quad (2)$$

is that it can be computed from the training data alone and optimised with gradients. In our work, the integration is over the neural network parameters and requires particularly scalable approximations.

3.3 Bayesian Model Selection for Deep Learning

Computing the marginal likelihood for neural networks involves intractable integrals. The Laplace approximation (Laplace, 1774; MacKay, 2003, § 27) offers a solution by approximating the log joint of the parameters and data, $p(\mathcal{D}, \boldsymbol{\theta}|\mathcal{H})$, with a second-order Taylor expansion around a mode $\boldsymbol{\theta}_*$:

$$\log p(\mathcal{D}|\mathcal{H}) \approx \log p(\mathcal{D}, \boldsymbol{\theta}_*|\mathcal{H}) - \frac{1}{2} \log \left| \frac{1}{2\pi} \mathbf{H}_{\boldsymbol{\theta}_*} \right|, \quad (3)$$

where the first term decomposes into the log likelihood, a sum over data points, and the log prior, both of which are cheap and easy to evaluate and correspond to a typical training loss evaluated at a mode $\boldsymbol{\theta}_*$. The second term depends on the log determinant of the log joint Hessian at the same mode

$$\mathbf{H}_{\boldsymbol{\theta}_*} \stackrel{\text{def}}{=} -\nabla_{\boldsymbol{\theta}}^2 \log p(\mathcal{D}, \boldsymbol{\theta}|\mathcal{H})|_{\boldsymbol{\theta}=\boldsymbol{\theta}_*} = \mathbf{H}_{\boldsymbol{\theta}_*}^{\text{NLL}} - \nabla_{\boldsymbol{\theta}}^2 \log p(\boldsymbol{\theta}|\mathcal{H})|_{\boldsymbol{\theta}=\boldsymbol{\theta}_*}, \quad (4)$$

where $\mathbf{H}_{\boldsymbol{\theta}_*}^{\text{NLL}}$ denotes the Hessian of the negative log likelihood. This approach allows to estimate the marginal likelihood using a MAP estimate $\boldsymbol{\theta}_*$ of the weights, and its local curvature $\mathbf{H}_{\boldsymbol{\theta}_*}$.

To circumvent the high cost of estimating the full Hessian, structured generalised Gauss-Newton (GGN) approximations are preferred for model selection in deep learning, as also in optimisation (Martens, 2020; Bottou, 2010). Immer et al. (2021a) recently demonstrated successful hyperparameter and architecture selection with such approximations. Further, they observe empirically that their algorithm does not require to be at a mode $\boldsymbol{\theta}_*$, which allows for interleaved gradient-based optimisation of parameters and hyperparameters during training. With the Jacobian matrix $\mathbf{J}_{\boldsymbol{\theta}}(\mathbf{x}) \stackrel{\text{def}}{=} \frac{\partial \mathbf{f}(\mathbf{x}; \boldsymbol{\theta})}{\partial \boldsymbol{\theta}} \in \mathbb{R}^{C \times P}$ of the network output given input \mathbf{x} w.r.t. parameters, and Hessian of the log likelihood w.r.t. network outputs $\boldsymbol{\Lambda}(\mathbf{f}) = -\nabla_{\mathbf{f}}^2 \log p(\mathbf{y}|\mathbf{f})$, the GGN simplifies the negative-log-likelihood-dependant term of the Hessian:

$$\mathbf{H}_{\boldsymbol{\theta}}^{\text{NLL}} \approx \mathbf{H}_{\boldsymbol{\theta}}^{\text{GGN}} \stackrel{\text{def}}{=} \sum_{n=1}^N \mathbf{J}_{\boldsymbol{\theta}}(\mathbf{x}_n)^T \boldsymbol{\Lambda}(\mathbf{f}(\mathbf{x}_n; \boldsymbol{\theta})) \mathbf{J}_{\boldsymbol{\theta}}(\mathbf{x}_n). \quad (5)$$

Here, we assume that \mathbf{f} forms the natural parameters of an exponential family likelihood function (Murphy, 2012). In classification, for example, \mathbf{f} are the logits. We refer to the resulting approximations as Laplace-GGN. To overcome the still intractable quadratic size of $\mathbf{H}_{\boldsymbol{\theta}}^{\text{GGN}}$ in P , Immer et al. (2021a) use structured approximations like KFAC (Martens and Grosse, 2015). Cheaper approximations, such as diagonal ones, often compromise accuracy (App. F; Daxberger et al., 2021).

3.4 Kronecker-Factored Gauss-Newton Approximation (KFAC)

Kronecker-factored approximations to the Gauss-Newton, such as KFAC, are commonly used for Laplace approximations as they currently seem to provide the optimal trade-off between performance and complexity (Ritter et al., 2018; Daxberger et al., 2021). KFAC is a block-diagonal approximation to the Gauss-Newton matrix $\mathbf{H}_{\boldsymbol{\theta}}^{\text{GGN}}$ where each block corresponds to a layer in the neural network (Martens and Grosse, 2015; Botev et al., 2017). It is particularly efficient because each block is represented as two Kronecker factors instead of one dense matrix. For example, the GGN block of

a layer with $D \times G$ parameters, e.g. a fully-connected layer connecting D to G neurons, would have quadratic memory complexity $\mathcal{O}(D^2G^2)$ while the corresponding Kronecker approximation of KFAC is in $\mathcal{O}(D^2 + G^2)$ and is therefore even tractable for wide neural networks.

Mathematically, KFAC approximates the GGN of the l th block of the neural network parameters by enforcing a Kronecker factorisation across data points. This would only be exact for a single data point \mathbf{x}_n , for which we can write the GGN block corresponding to the parameters of the l th layer as

$$\mathbf{H}_{l,n}^{\text{GGN}} = [\mathbf{a}_{l,n} \otimes \mathbf{g}_{l,n}] \mathbf{\Lambda}_n [\mathbf{a}_{l,n} \otimes \mathbf{g}_{l,n}]^\top = [\mathbf{a}_{l,n} \mathbf{a}_{l,n}^\top] \otimes [\mathbf{g}_{l,n} \mathbf{\Lambda}_n \mathbf{g}_{l,n}^\top] \stackrel{\text{def}}{=} \mathbf{A}_{l,n} \otimes \mathbf{G}_{l,n}, \quad (6)$$

where $\mathbf{a}_{l,n} \in \mathbb{R}^{D_l}$ is the input to the l th layer for data point \mathbf{x}_n , $\mathbf{g}_{l,n} \in \mathbb{R}^{G_l \times C}$ is the transposed Jacobian of the network output with respect to the output of the l th layer for \mathbf{x}_n , and $\mathbf{\Lambda}_n = \mathbf{\Lambda}(\mathbf{f}(\mathbf{x}_n; \boldsymbol{\theta}))$. Thus, the factors in Eq. 6 are the Jacobian terms as in the GGN (Eq. 5) but only for the l th layer, i.e. $\mathbf{J}_{\boldsymbol{\theta}_l}(\mathbf{x}_n)^\top = \mathbf{a}_{l,n} \otimes \mathbf{g}_{l,n}$. KFAC then approximates the sum over N data points by summing up the Kronecker factors individually instead of breaking the Kronecker-factored structure:

$$\mathbf{H}_l^{\text{GGN}} = \sum_{n=1}^N [\mathbf{a}_{l,n} \mathbf{a}_{l,n}^\top] \otimes [\mathbf{g}_{l,n} \mathbf{\Lambda}_n \mathbf{g}_{l,n}^\top] \approx \frac{1}{N} \left[\sum_{n=1}^N \mathbf{a}_{l,n} \mathbf{a}_{l,n}^\top \right] \otimes \left[\sum_{n=1}^N \mathbf{g}_{l,n} \mathbf{\Lambda}_n \mathbf{g}_{l,n}^\top \right], \quad (7)$$

where $\mathbf{A}_l \in \mathbb{R}^{D_l \times D_l}$ and $\mathbf{G}_l \in \mathbb{R}^{G_l \times G_l}$ can be understood as the uncentered covariance over N data points of the inputs to the l th layer and the Jacobians wrt. the output of the l th layer, respectively. For a single-layer model, i.e. a linear model, KFAC would be exact.

4 Invariance Learning with Differentiable Laplace Approximations

We propose a Laplace-GGN approximation to the marginal likelihood for invariant neural networks and enable gradient-based optimisation of their invariance parameters during training, without the use of validation data (see Fig. 1 for a high-level overview). In our approach, we integrate the augmentation distribution $p(\mathbf{x}^l | \mathbf{x}, \boldsymbol{\eta})$ into a Bayesian neural network model such that the marginal likelihood directly depends on the invariance parameters $\boldsymbol{\eta} \in \mathcal{H}$. In particular, this is due to a modified likelihood function $p(\mathbf{y} | \hat{\mathbf{f}}(\mathbf{x}; \boldsymbol{\theta}, \boldsymbol{\eta}), \mathcal{H})$ (c.f. Nabarro et al., 2021). In principle, this model enables optimisation of the invariance parameters $\boldsymbol{\eta}$ using gradient ascent on the log marginal likelihood,

$$\boldsymbol{\eta} \leftarrow \boldsymbol{\eta} + \nabla_{\boldsymbol{\eta}} \log p(\mathcal{D} | \mathcal{H} = \{\boldsymbol{\eta}, \mathcal{M}\}), \quad (8)$$

where $\mathcal{M} = \mathcal{H} \setminus \{\boldsymbol{\eta}\}$ are remaining hyperparameters, such as regularisation strength or model architecture. However, the tractable Laplace-GGN and KFAC approximations are not available for invariant Bayesian neural networks, which prohibits straightforward application of the update in Eq. 8 using the methods described in Sec. 3.

In the following, we extend the Laplace-GGN and KFAC approximations to invariant neural networks (Secs. 4.1 and 4.2), which enables optimising the log marginal likelihood in parallel to the neural network parameters, as in Immer et al. (2021a). However, their algorithm has an intractable memory complexity for computing the gradients w.r.t. invariance parameters or other complex hyperparameters that act on the neural network function \mathbf{f} directly. In practice, they only considered gradient-based optimisation of hyperparameters that act linearly on the Hessian $\mathbf{H}_{\boldsymbol{\theta}}$, for example regularisation strength and observation noise. In Sec. 4.3, we lift this constraint by proposing a method to obtain gradients w.r.t. complex hyperparameters without memory overhead. The final algorithm and a discussion of approximations for invariance learning are detailed in Apps. E and F.

4.1 Laplace-GGN for an Invariant Neural Network

To define the Laplace-GGN approximation to the log marginal likelihood, the hyperparameter objective, we need to extend the GGN to invariant neural networks. For an invariant neural network, the log marginal likelihood approximation is given by

$$\log p(\mathcal{D} | \boldsymbol{\eta}, \mathcal{M}) \approx \sum_{n=1}^N \log p(\mathbf{y}_n | \hat{\mathbf{f}}(\mathbf{x}_n; \boldsymbol{\theta}, \boldsymbol{\eta}), \mathcal{M}) + \log p(\boldsymbol{\theta}_* | \mathcal{M}) - \frac{1}{2} \log \left| \frac{1}{2\pi} \hat{\mathbf{H}}_{\boldsymbol{\theta}_*}^{\text{GGN}}(\boldsymbol{\eta}) \right|, \quad (9)$$

where the first two terms constitute the training loss of the invariant neural network and correspond to the log joint as in the vanilla Laplace approximation in Eq. 3 and the last term is the Gauss-Newton approximation $\hat{\mathbf{H}}_{\boldsymbol{\theta}_*}^{\text{GGN}}$ of the invariant neural network $\hat{\mathbf{f}}$, which we derive below. The first and last term depend on the invariance parameter $\boldsymbol{\eta}$ that we want to learn and differentiate with respect to.

With Eq. 1, the first term can be approximated with S Monte Carlo samples $\epsilon_{1,\dots,S} \sim p(\epsilon)$ as

$$\sum_{n=1}^N \log p(\mathbf{y}_n | \hat{\mathbf{f}}(\mathbf{x}_n; \boldsymbol{\theta}, \boldsymbol{\eta}), \mathcal{M}) \approx \sum_{n=1}^N \log p(\mathbf{y}_n | \frac{1}{S} \sum_s \mathbf{f}(\mathbf{g}(\mathbf{x}_n, \epsilon_s; \boldsymbol{\eta}), \boldsymbol{\theta}), \mathcal{M}), \quad (10)$$

where we sample ϵ_s independently per data point to reduce correlation. We can obtain a stochastic gradient w.r.t. $\boldsymbol{\eta}$ by sampling a mini-batch of $M \leq N$ data but it is not possible to batch over the S augmentations that parameterise the likelihood function. Both runtime and memory complexity are therefore increased by a factor of S . For a subset of data and $10 \leq S \leq 100$ perturbation samples, the gradient can be computed using backpropagation as in Benton et al. (2020).

The last term requires derivation of the Gauss-Newton approximation for an invariant neural network. Interchanging derivative and expectation, its Jacobian can be written as

$$\hat{\mathbf{J}}_{\boldsymbol{\theta}}(\mathbf{x}; \boldsymbol{\eta}) \stackrel{\text{def}}{=} \frac{\partial}{\partial \boldsymbol{\theta}} \mathbb{E}_{p(\epsilon)}[\mathbf{f}(\mathbf{g}(\mathbf{x}, \epsilon; \boldsymbol{\eta}), \boldsymbol{\theta})] = \mathbb{E}_{p(\epsilon)}[\mathbf{J}_{\boldsymbol{\theta}}(\mathbf{g}(\mathbf{x}, \epsilon; \boldsymbol{\eta}))], \quad (11)$$

which means that it can be estimated by averaging Jacobians and depends on the invariance parameter $\boldsymbol{\eta}$. The GGN of an invariant neural network can then be written and estimated with MC samples:

$$\begin{aligned} \hat{\mathbf{H}}_{\boldsymbol{\theta}}^{\text{GGN}}(\boldsymbol{\eta}) &\stackrel{\text{def}}{=} \sum_{n=1}^N \hat{\mathbf{J}}_{\boldsymbol{\theta}}(\mathbf{x}_n; \boldsymbol{\eta})^\top \boldsymbol{\Lambda}(\hat{\mathbf{f}}(\mathbf{x}_n; \boldsymbol{\theta}, \boldsymbol{\eta})) \hat{\mathbf{J}}_{\boldsymbol{\theta}}(\mathbf{x}_n; \boldsymbol{\eta}) \\ &\approx \sum_{n=1}^N \left[\frac{1}{S} \sum_s \mathbf{J}_{\boldsymbol{\theta}}(\mathbf{g}(\mathbf{x}_n, \epsilon_s; \boldsymbol{\eta})) \right]^\top \boldsymbol{\Lambda} \left(\frac{1}{S} \sum_s \mathbf{f}(\mathbf{g}(\mathbf{x}_n, \epsilon_s; \boldsymbol{\eta})) \right) \left[\frac{1}{S} \sum_s \mathbf{J}_{\boldsymbol{\theta}}(\mathbf{g}(\mathbf{x}_n, \epsilon_s; \boldsymbol{\eta})) \right] \end{aligned} \quad (12)$$

where $\boldsymbol{\Lambda}(\hat{\mathbf{f}})$ denotes the Hessian of the log-likelihood function w.r.t. $\hat{\mathbf{f}}$ (Eq. 5) and the GGN depends explicitly on the augmentation parameters $\boldsymbol{\eta}$. The GGN for an invariant model requires MC-estimates for the Jacobians and loss Hessians individually. Averaging the GGN over the augmentation samples, which corresponds to data augmentation in an improper Bayesian model (Wenzel et al., 2020), would thus be incorrect. Like for the first term, computing the GGN of an invariant model increases the runtime by a factor of S . Finally, the Laplace-GGN is obtained by computing the log determinant.

The Laplace-GGN approximation derived here already allows to learn small invariant neural networks with few layers and small datasets by automatic differentiation. For example, this is tractable for the classification example illustrated in Fig. 1. However, *computing* the log determinant of the GGN has a cubic complexity in the number of parameters P and is therefore intractable for deep neural networks on larger datasets. To enable its estimation, we extend KFAC to invariant neural networks in Sec. 4.2. Further, *differentiating* the log determinant has intractable memory complexity because it does not allow for a stochastic gradient but requires construction of a computational graph for the entire GGN approximation. This is a key limitation of the method proposed by Immer et al. (2021a) for optimising complex hyperparameters, for which we provide a solution in Sec. 4.3.

4.2 Extending KFAC to Invariant Neural Networks

Computing KFAC as described in Sec. 3 for an invariant neural network would not preserve the Kronecker structure and therefore be intractable for deep neural networks due to the quadratic cost in the numbers of parameters per layer. In particular in Eq. 6, KFAC uses the fact that the Jacobian w.r.t. the parameters of the l th layer, $\mathbf{J}_{\boldsymbol{\theta}_l}(\mathbf{x}_n)$ can be written as the Kronecker product $\mathbf{a}_{l,n} \otimes \mathbf{g}_{l,n}$. For an invariant neural network, the Kronecker structure cannot be maintained because of the expectation over perturbed data points \mathbf{x}' in the MC estimation

$$\hat{\mathbf{J}}_{\boldsymbol{\theta}_l}(\mathbf{x}_n, \boldsymbol{\eta}) = \mathbb{E}_{p(\mathbf{x}'_n | \mathbf{x}_n, \boldsymbol{\eta})}[\mathbf{a}'_{l,n} \otimes \mathbf{g}'_{l,n}] \approx \frac{1}{S} \sum_s [\mathbf{a}_{l,n}^{(s)} \otimes \mathbf{g}_{l,n}^{(s)}], \quad (13)$$

where \mathbf{a}' , \mathbf{g}' indicate the dependency on \mathbf{x}' and $\mathbf{a}^{(s)}$, $\mathbf{g}^{(s)}$ depend on the s th sample $\mathbf{x}_s = \mathbf{g}(\mathbf{x}, \epsilon_s; \boldsymbol{\eta})$. In general, the sum of Kronecker products does not allow for efficient computation and requires evaluating the products, which is intractable as it requires $\mathcal{O}(D_l^2 G_l^2)$ instead of $\mathcal{O}(D_l^2 + G_l^2)$ memory.

Similar to the idea underlying KFAC itself (Martens and Grosse, 2015), we enforce the efficient Kronecker-factored structure by approximating the sum of a Kronecker product as a Kronecker product of sums, which also underlies extensions to convolutional layers (Grosse and Martens, 2016). In particular, we approximate the GGN of the l th layer of the invariant neural network as

$$\begin{aligned} \hat{\mathbf{H}}_{l,n}^{\text{GGN}} &= \mathbb{E}[\mathbf{a}'_{l,n} \otimes \mathbf{g}'_{l,n}] \boldsymbol{\Lambda}(\hat{\mathbf{f}}_n) \mathbb{E}[\mathbf{a}'_{l,n} \otimes \mathbf{g}'_{l,n}]^\top \approx \frac{1}{S} \sum_s [\mathbf{a}_{l,n}^{(s)} \otimes \mathbf{g}_{l,n}^{(s)}] \boldsymbol{\Lambda}(\hat{\mathbf{f}}_n) \frac{1}{S} \sum_s [\mathbf{a}_{l,n}^{(s)} \otimes \mathbf{g}_{l,n}^{(s)}] \\ &\approx \frac{1}{S^4} \left[\sum_s [\mathbf{a}_{l,n}^{(s)}] \sum_s [\mathbf{a}_{l,n}^{(s)\top}] \right] \otimes \left[\sum_s [\mathbf{g}_{l,n}^{(s)}] \boldsymbol{\Lambda} \left(\frac{1}{S} \sum_s \mathbf{f}_n^{(s)} \right) \sum_s [\mathbf{g}_{l,n}^{(s)\top}] \right]. \end{aligned} \quad (14)$$

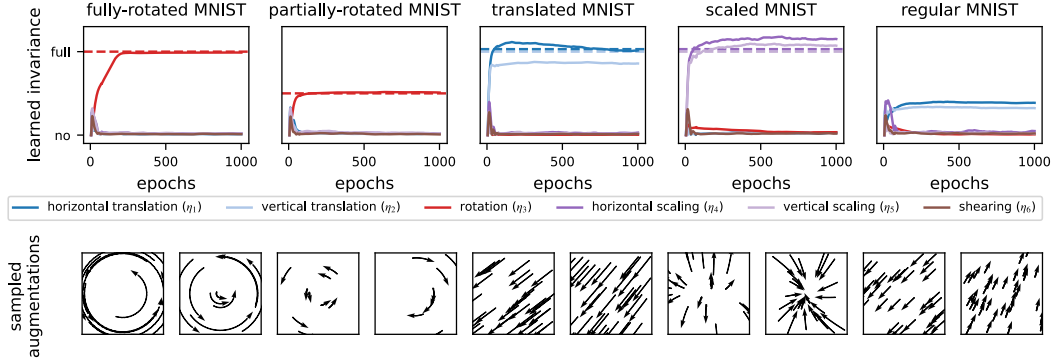


Figure 2: Trajectories of invariance parameters $\eta = [\eta_1, \eta_2, \dots, \eta_6]^T$ over training epochs for different versions of the MNIST dataset. From each distribution, two sampled transformations are represented as flow fields with arrow lengths scaled to pixel movement. The model automatically learns the correct type and amount of invariance dependent on the observed training data.

To compute the full KFAC, we then accumulate the Kronecker factors for the l th layer, $\hat{\mathbf{A}}_{l,n}$ and $\hat{\mathbf{G}}_{l,n}$, of the invariant neural network to $\hat{\mathbf{A}}_l$ and $\hat{\mathbf{G}}_l$ as in Eq. 7 for vanilla KFAC. Like vanilla KFAC, our approximation for invariant models remains exact for linear models.

The log determinant required for the marginal likelihood approximation can be computed from $\hat{\mathbf{G}}_l$, $\hat{\mathbf{A}}_l$ individually (Immer et al., 2021a) and has a complexity of $\mathcal{O}(D_l^3 + G_l^3)$ as opposed to the intractable $\mathcal{O}(D_l^3 G_l^3)$. This enables us to apply our method to deep invariant neural networks with widths of order 10^4 like vanilla KFAC. We discuss computational complexities in depth in App. C. We note that KFAC for invariant neural networks could further be of independent interest for second-order optimisation and inference (Martens and Grosse, 2015; Osawa et al., 2020; Zhang et al., 2018).

4.3 Efficient Gradient Estimation of the Laplace-GGN w.r.t. Complex Hyperparameters

Automatic differentiation (AD) of the log determinant term in the Laplace-GGN w.r.t. complex hyperparameters, such as invariances, has an intractable memory complexity. Here, we propose a method to estimate the gradient of the log determinant in the Laplace-GGN without memory overhead. For AD, the *memory* complexity is equivalent to the *runtime* complexity of computing the log determinant, which is at least $\mathcal{O}(NP)$, the cost of training a deep neural network for one epoch. Such computation is only tractable due to batching, e.g. for standard training losses, and otherwise would require several terabytes of memory for deep neural networks. However, the log determinant does not allow for a batched gradient and therefore AD requires the storing the full training data pass.

Our approach to reduce the memory complexity relies on computing a vector-Jacobian product where both the vector and the Jacobian can be estimated from batches of data. Mathematically, the problem reduces to differentiation of the log determinant of a sum of square matrices w.r.t. hyperparameter η , i.e. $\frac{\partial}{\partial \eta} \log |\mathbf{H}(\eta)|$ with $\mathbf{H}(\eta) = \sum_n \mathbf{H}_n(\eta) \in \mathbb{R}^{D \times D}$. For a positive definite matrix \mathbf{H} , we have $\frac{\partial \log |\mathbf{H}|}{\partial \mathbf{H}} = \mathbf{H}^{-1}$ (e.g., Petersen et al., 2008). Therefore, we can differentiate w.r.t. η with

$$\begin{aligned} \frac{\partial}{\partial \eta} \log |\mathbf{H}(\eta)| &= \sum_{p=1}^P \sum_{q=1}^P [\mathbf{H}^{-1}(\eta)]_{p,q} \left[\frac{\partial}{\partial \eta} \sum_{n=1}^N \mathbf{H}_n(\eta) \right]_{p,q} \\ &= \text{vec}(\mathbf{H}^{-1}(\eta))^T \sum_{n=1}^N \frac{\partial}{\partial \eta} \text{vec}(\mathbf{H}_n(\eta)), \end{aligned} \quad (15)$$

where the two vectorised matrices are D^2 -dimensional vectors and can both be computed from individual batches of \mathbf{H}_n . The first term acts as a *preconditioner* and can be computed by summing up the batches and inverting the resulting matrix \mathbf{H} without storing the computation. We can stochastically estimate or accumulate the second term, a sum over N terms, with $M \ll N$ data points. The second term is a Jacobian w.r.t. η and the gradient can therefore be estimated using (accumulated) vector-Jacobian products, a standard feature of AD (Paszke et al., 2017).

The proposed method allows to aggregate gradients with respect to complex hyperparameters with memory complexity that is controlled by the batch size. This enables gradient-based optimisation of the log determinant in Eq. 9 w.r.t. the augmentation parameters for deep invariant networks on large datasets. More generally, our method enables gradient-based marginal likelihood optimisation for

more complex hyperparameters than previously considered (Immer et al., 2021a; Daxberger et al., 2021; Antorán et al., 2022). In App. D, we describe the gradient computation for KFAC in detail.

5 Experiments

We evaluate our invariance learning approach by learning affine invariances on different MNIST (Le-Cun and Cortes, 2010), FashionMNIST (Xiao et al., 2017) and CIFAR-10 (Krizhevsky et al., 2009) classification tasks. To validate whether the model is capable of learning appropriate invariances, we construct several additional datasets that have been augmented by known sets of transformations. We consider the following affine transformations: full-rotation, partial-rotation, translation, and scaling (full details in App. B). We compare our approach with a non-invariant baseline and the Augerino method (Benton et al., 2020), which is, to our knowledge, the only other method that is capable of learning invariances on complex image datasets in deep neural networks without validation data. In the non-invariant model, prior parameters are learned using the marginal likelihood (Immer et al., 2021a). For invariance learning, prior parameters and η are jointly learned based on the marginal likelihood. For Augerino, we minimise the regular cross entropy with added regularising term $-10^{-2}\|\eta\|_2$ and a fixed weight decay of 10^{-4} following the original paper (Benton et al., 2020). The same parameterisation, network architecture and initialisations (in particular $\eta = \mathbf{0}$) were used for all methods. We assess performance of our approach by inspecting learned invariances η , marginal likelihoods, and final test performances.

5.1 Recovering Known Invariances

To assess the invariances learned by the model, we can inspect the learned invariance parameter. The invariance parameter vector $\eta = [\eta_1, \eta_2, \dots, \eta_6]^T$ describes affine invariances with components corresponding to x-translation, y-translation, rotation, horizontal and vertical scaling, and shearing (App. B). As an MLP has little symmetry encoded in the architecture itself, we expect η to almost correctly recover the invariances. In Fig. 2, we plot the trajectories of each vector component over the course of training for an MLP model on different transformed MNIST datasets. As reference, we show the amount of invariance that was imposed on each dataset as a dashed line. From the figure, we can observe that for each dataset the model learns the correct invariance as well as the amount of each invariance. To some extent, the model also learned translational invariance on the regular MNIST dataset which can be explained by intrinsic translational invariance of the dataset.

Other network architectures have certain symmetries already built-in to some extent (e.g., translational equivariance of convolutional layers). Yet, we find that our method is also capable of inferring the correct invariances with such larger and other network architectures and on a variety of data sets in App. H.3. In App. F we further show that cheaper approximations, such as the diagonal GGN instead of KFAC and empirical Fisher approximations lead to worse performance for invariance learning. This suggests that our extension of KFAC to invariant neural networks is necessary for sufficient invariance

Dataset	Network	Method	Fully Rotated	Partially Rotated	Translated	Scaled	Original
MNIST	MLP	Baseline	93.82 \pm 0.10	95.83 \pm 0.03	94.15 \pm 0.02	97.07 \pm 0.06	98.20 \pm 0.03
		Augerino	97.83 \pm 0.03	96.35 \pm 0.02	94.47 \pm 0.08	97.45 \pm 0.03	98.45 \pm 0.03
		Learned η (ours)	97.74 \pm 0.07	97.81 \pm 0.11	97.28 \pm 0.05	98.33 \pm 0.05	98.98 \pm 0.05
	CNN	Baseline	95.97 \pm 0.33	97.51 \pm 0.17	96.54 \pm 0.29	98.37 \pm 0.00	99.09 \pm 0.02
		Augerino	99.04 \pm 0.02	98.91 \pm 0.03	97.79 \pm 0.09	98.77 \pm 0.06	98.26 \pm 0.10
		Learned η (ours)	98.83 \pm 0.07	98.92 \pm 0.05	98.69 \pm 0.07	99.01 \pm 0.06	99.42 \pm 0.02
F-MNIST	MLP	Baseline	77.62 \pm 0.30	81.10 \pm 0.23	77.68 \pm 0.10	81.84 \pm 0.05	88.48 \pm 0.56
		Augerino	77.76 \pm 0.15	81.40 \pm 0.05	78.05 \pm 0.10	82.46 \pm 0.09	89.10 \pm 0.13
		Learned η (ours)	87.39 \pm 0.06	86.72 \pm 0.13	84.62 \pm 0.08	84.31 \pm 0.06	89.94 \pm 0.12
	CNN	Baseline	78.69 \pm 0.28	82.12 \pm 0.35	80.33 \pm 0.19	83.66 \pm 0.37	89.54 \pm 0.23
		Augerino	85.76 \pm 3.23	81.54 \pm 0.19	82.94 \pm 0.13	83.58 \pm 0.08	90.07 \pm 0.12
		Learned η (ours)	89.45 \pm 0.03	88.40 \pm 0.00	87.73 \pm 0.20	87.33 \pm 0.00	91.92 \pm 0.21
CIFAR-10	ResNet	Baseline	54.16 \pm 0.40	59.90 \pm 0.12	69.65 \pm 0.16	66.06 \pm 0.13	74.13 \pm 0.51
		Augerino	75.40 \pm 0.19	74.76 \pm 0.34	73.71 \pm 0.31	72.07 \pm 0.09	79.03 \pm 1.04
		Learned η (ours)	79.50 \pm 0.62	77.71 \pm 0.46	79.21 \pm 0.17	76.03 \pm 0.15	84.19 \pm 0.76

Table 1: Test accuracy for models using GGN-KFAC on different versions of the MNIST, F-MNIST and CIFAR-10 datasets, averaged over three random seeds. Our proposed method outperforms the non-invariant and Augerino baseline for most models and datasets.

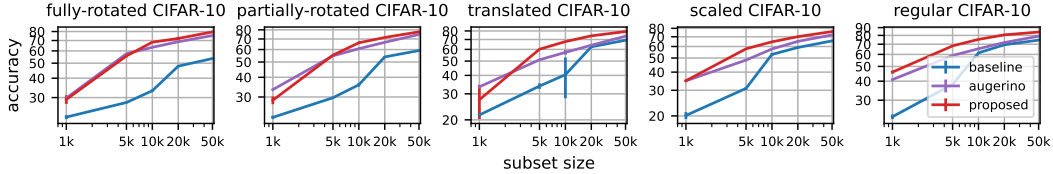


Figure 3: Comparison of test accuracies between baseline, Augerino, and our proposed invariance learning model using a ResNet architecture on different versions of the CIFAR-10 dataset, demonstrating improved data efficiency when invariances are learned.

learning. While Immer et al. (2021a) find that diagonal approximations can suffice for learning regularisation hyperparameters, this does not apply for the more complex invariance parameters considered here and more accurate approximations tend to increase performance.

5.2 Invariance Learning in Different Networks

To quantify the benefit of models with learned invariances, we present final test accuracies for different models on each of the datasets in Table 1. Additional marginal likelihood scores can be found in App. H.2. In terms of test accuracy and marginal likelihood, we find that learning invariances always outperforms the non-invariant baseline and that our approach improves over Augerino in almost all cases. This holds across the augmented datasets and original datasets. On CIFAR-10, we find that our method results in an 8-10 percentage point increase in test accuracy (Tables 1 and 2) compared to the baseline.

ResNet (14-16)	Marginal Likelihood	Test accuracy
Baseline	-40.7 k \pm 268	79.5 \pm 0.26
Augerino	-	83.0 \pm 0.12
Learned η (ours)	-8.4 k \pm982	88.1 \pm0.17

Table 2: Invariance Learning with KFAC on CIFAR-10 with ResNet (14-16) achieves best test accuracy and marginal likelihood.

5.3 Invariance Learning Improves Data Efficiency

Invariances can be particularly useful for data-efficiency, which can be evaluated by measuring performance on subsets of data. In Fig. 3, we show the test accuracy of our model, the non-invariant baseline and Augerino trained on different subsets of the MNIST dataset and provide results for all models as well as on F-MNIST and CIFAR-10 in App. H.5. In general, we find that invariance learning with both Augerino and our method always improves performance across datasets and subset sizes. Most notably on a subset of 1000 regular CIFAR-10 dataset samples, Augerino improved performance by 18 percentage points compared to the non-invariant baseline, whereas our method showed an improvement of 22 percentage points. These findings suggest that learning invariances is useful in general, and in particular when data acquisition is costly or limited data is available.

5.4 On the Learned Distributions

In some instances (see CIFAR-10 results in Apps. H.3 and H.4), we observed that the model learned translational invariance on the scaled dataset rather than scale invariance. Our independent uniform distributions over invariance components cannot capture correlations between components whereas the scaled dataset was jointly scaled across the horizontal and vertical axes and thus is correlated. We hypothesise that more complex distributions that do allow for capturing correlations could offer a potential solution in such cases, but leave investigation of more complex families to future work.

6 Conclusion

We presented a method that enables automatic invariance learning in deep neural networks directly from training data, without requiring supervision or validation data. The approach is inspired by using the marginal likelihood, which is a parameterisation-independent quantity coinciding with generalisation performance. To make this practical, we use a differentiable Laplace approximation to allow for gradient-based optimisation of invariances in deep learning. While the accuracy of the approximation is difficult to verify, we do show experimentally that the method is capable of learning invariances in MNIST, F-MNIST, and CIFAR-10 datasets, leading to better marginal likelihoods and

higher test performances. Our work shows that approximate Bayesian inference methods can be useful for learning complex hyperparameters, even in deep learning, and are therefore relevant beyond predictive uncertainty estimation. In future work, it would be interesting to improve the scalability and accuracy of marginal likelihood approximations which could enable learning even more complex hyperparameters, such as augmentation distributions parameterised by neural networks.

References

- Javier Antorán, Riccardo Barbano, Johannes Leuschner, José Miguel Hernández-Lobato, and Bangti Jin. A probabilistic deep image prior for computational tomography. *arXiv preprint arXiv:2203.00479*, 2022.
- Simon Batzner, Albert Musaelian, Lixin Sun, Mario Geiger, Jonathan P Mailoa, Mordechai Kornbluth, Nicola Molinari, Tess E Smidt, and Boris Kozinsky. Se (3)-equivariant graph neural networks for data-efficient and accurate interatomic potentials. *arXiv preprint arXiv:2101.03164*, 2021.
- Gregory Benton, Marc Finzi, Pavel Izmailov, and Andrew Gordon Wilson. Learning invariances in neural networks. *arXiv preprint arXiv:2010.11882*, 2020.
- Christopher M Bishop. *Pattern recognition and machine learning*. Information Science and Statistics. Springer, 2006.
- Aleksandar Botev, Hippolyt Ritter, and David Barber. Practical Gauss-Newton optimisation for deep learning. In *International Conference on Machine Learning*, International Convention Centre, Sydney, Australia, 2017. PMLR.
- Léon Bottou. Large-scale machine learning with stochastic gradient descent. In *Proceedings of COMPSTAT'2010*, pages 177–186. Springer, 2010.
- Johannes Brandstetter, Rob Hesselink, Elise van der Pol, Erik Bekkers, and Max Welling. Geometric and physical quantities improve e (3) equivariant message passing. *arXiv preprint arXiv:2110.02905*, 2021.
- Taco Cohen and Max Welling. Group equivariant convolutional networks. In *International conference on machine learning*, pages 2990–2999. PMLR, 2016.
- Taco S Cohen, Mario Geiger, Jonas Köhler, and Max Welling. Spherical cnns. *arXiv preprint arXiv:1801.10130*, 2018.
- Ekin D Cubuk, Barret Zoph, Dandelion Mane, Vijay Vasudevan, and Quoc V Le. Autoaugment: Learning augmentation policies from data. *arXiv preprint arXiv:1805.09501*, 2018.
- Felix Dangel, Frederik Kunstner, and Philipp Hennig. Backpack: Packing more into backprop. In *Proceedings of 7th International Conference on Learning Representations*, 2019.
- Erik Daxberger, Agustinus Kristiadi, Alexander Immer, Runa Eschenhagen, Matthias Bauer, and Philipp Hennig. Laplace redux-effortless bayesian deep learning. *Advances in Neural Information Processing Systems*, 34, 2021.
- Guillaume P Dehaene. A deterministic and computable bernstein-von mises theorem. *arXiv preprint arXiv:1904.02505*, 2019.
- Edwin Fong and CC Holmes. On the marginal likelihood and cross-validation. *Biometrika*, 107(2): 489–496, 2020.
- Andrew YK Foong, Yingzhen Li, José Miguel Hernández-Lobato, and Richard E Turner. ‘in-between’ uncertainty in bayesian neural networks. *arXiv preprint arXiv:1906.11537*, 2019.
- Kunihiko Fukushima and Sei Miyake. Neocognitron: A self-organizing neural network model for a mechanism of visual pattern recognition. In *Competition and cooperation in neural nets*, pages 267–285. Springer, 1982.

- Pascal Germain, Francis Bach, Alexandre Lacoste, and Simon Lacoste-Julien. Pac-bayesian theory meets bayesian inference. In D. Lee, M. Sugiyama, U. Luxburg, I. Guyon, and R. Garnett, editors, *Advances in Neural Information Processing Systems*, volume 29. Curran Associates, Inc., 2016.
- David Ginsbourger, Olivier Roustant, and Nicolas Durrande. On degeneracy and invariances of random fields paths with applications in gaussian process modelling. *Journal of Statistical Planning and Inference*, 170:117–128, 2016. ISSN 0378-3758.
- Roger Grosse and James Martens. A kronecker-factored approximate fisher matrix for convolution layers. In *International Conference on Machine Learning*, pages 573–582. PMLR, 2016.
- Peter D Grünwald. *The minimum description length principle*. MIT press, 2007.
- Kaiming He, Xiangyu Zhang, Shaoqing Ren, and Jian Sun. Deep residual learning for image recognition. In *Proceedings of the IEEE conference on computer vision and pattern recognition*, pages 770–778, 2016.
- Alexander Immer, Matthias Bauer, Vincent Fortuin, Gunnar Rätsch, and Mohammad Emtiyaz Khan. Scalable marginal likelihood estimation for model selection in deep learning. *arXiv preprint arXiv:2104.04975*, 2021a.
- Alexander Immer, Maciej Korzepa, and Matthias Bauer. Improving predictions of bayesian neural nets via local linearization. In *Proceedings of The 24th International Conference on Artificial Intelligence and Statistics*, pages 703–711, 2021b.
- Alexander Immer, Lucas Torroba Hennigen, Vincent Fortuin, and Ryan Cotterell. Probing as quantifying inductive bias. In *Proceedings of the 60th Annual Meeting of the Association for Computational Linguistics*, pages 1839–1851, 2022.
- Arthur Jacot, Franck Gabriel, and Clément Hongler. Neural tangent kernel: Convergence and generalization in neural networks. In *Advances in neural information processing systems*, pages 8571–8580, 2018.
- Max Jaderberg, Karen Simonyan, Andrew Zisserman, et al. Spatial transformer networks. *Advances in neural information processing systems*, 28:2017–2025, 2015.
- Mohammad Emtiyaz E Khan, Alexander Immer, Ehsan Abedi, and Maciej Korzepa. Approximate inference turns deep networks into gaussian processes. In *Advances in Neural Information Processing Systems*, pages 3088–3098, 2019.
- Diederik P Kingma and Jimmy Ba. Adam: A method for stochastic optimization. In *International Conference on Learning Representations*, 2015.
- Diederik P Kingma and Max Welling. Auto-encoding variational bayes. *arXiv preprint arXiv:1312.6114*, 2013.
- Imre Risi Kondor. Group theoretical methods in machine learning, 2008.
- Alex Krizhevsky, Geoffrey Hinton, et al. Learning multiple layers of features from tiny images. 2009.
- Frederik Kunstner, Philipp Hennig, and Lukas Balles. Limitations of the empirical fisher approximation for natural gradient descent. In *Advances in Neural Information Processing Systems*, pages 4158–4169, 2019.
- Pierre-Simon de Laplace. Mémoire sur la probabilité des causes par les événements. *Mémoires de l’Académie royale des sciences de Paris (Savants étrangers)*, 6:621–656, 1774.
- Yann LeCun and Corinna Cortes. MNIST handwritten digit database. <http://yann.lecun.com/exdb/mnist/>, 2010. URL <http://yann.lecun.com/exdb/mnist/>.
- Yann LeCun, Léon Bottou, Yoshua Bengio, and Patrick Haffner. Gradient-based learning applied to document recognition. *Proceedings of the IEEE*, 86(11):2278–2324, 1998.

- Jonathan Lorraine, Paul Vicol, and David Duvenaud. Optimizing millions of hyperparameters by implicit differentiation. In Silvia Chiappa and Roberto Calandra, editors, *Proceedings of the Twenty Third International Conference on Artificial Intelligence and Statistics*, volume 108 of *Proceedings of Machine Learning Research*, pages 1540–1552. PMLR, 26–28 Aug 2020.
- David JC MacKay. *Information theory, inference and learning algorithms*. Cambridge university press, 2003.
- James Martens. New insights and perspectives on the natural gradient method. *Journal of Machine Learning Research*, 21(146):1–76, 2020.
- James Martens and Roger Grosse. Optimizing neural networks with kronecker-factored approximate curvature. In *International conference on machine learning*, pages 2408–2417, 2015.
- Cleve Moler and Charles Van Loan. Nineteen dubious ways to compute the exponential of a matrix, twenty-five years later. *SIAM review*, 45(1):3–49, 2003.
- Kevin P Murphy. *Machine learning: a probabilistic perspective*. MIT press, 2012.
- Seth Nabarro, Stoil Ganev, Adrià Garriga-Alonso, Vincent Fortuin, Mark van der Wilk, and Laurence Aitchison. Data augmentation in bayesian neural networks and the cold posterior effect. *arXiv preprint arXiv:2106.05586*, 2021.
- Sebastian W Ober and Laurence Aitchison. Global inducing point variational posteriors for bayesian neural networks and deep gaussian processes. In *International Conference on Machine Learning*, pages 8248–8259. PMLR, 2021.
- Sebastian W. Ober, Carl E. Rasmussen, and Mark van der Wilk. The promises and pitfalls of deep kernel learning. In Cassio de Campos and Marloes H. Maathuis, editors, *Proceedings of the Thirty-Seventh Conference on Uncertainty in Artificial Intelligence (UAI)*, volume 161 of *Proceedings of Machine Learning Research*, pages 1206–1216. PMLR, 27–30 Jul 2021.
- Kazuki Osawa, Siddharth Swaroop, Mohammad Emtiyaz E Khan, Anirudh Jain, Runa Eschenhagen, Richard E Turner, and Rio Yokota. Practical deep learning with bayesian principles. In *Advances in Neural Information Processing Systems*, pages 4289–4301, 2019.
- Kazuki Osawa, Yohei Tsuji, Yuichiro Ueno, Akira Naruse, Chuan-Sheng Foo, and Rio Yokota. Scalable and practical natural gradient for large-scale deep learning. *IEEE Transactions on Pattern Analysis and Machine Intelligence*, 2020.
- Adam Paszke, Sam Gross, Soumith Chintala, Gregory Chanan, Edward Yang, Zachary DeVito, Zeming Lin, Alban Desmaison, Luca Antiga, and Adam Lerer. Automatic differentiation in pytorch. 2017.
- Kaare Brandt Petersen, Michael Syskind Pedersen, et al. The matrix cookbook. *Technical University of Denmark*, 7(15):510, 2008.
- Carl Edward Rasmussen and Zoubin Ghahramani. Occam’s razor. In *Advances in neural information processing systems*, pages 294–300, 2001.
- Carl Edward Rasmussen and Christopher KI Williams. *Gaussian processes for machine learning*. MIT press Cambridge, MA, 2006.
- Hippolyt Ritter, Aleksandar Botev, and David Barber. A scalable laplace approximation for neural networks. In *International Conference on Learning Representations*, 2018.
- Pola Schwöbel, Martin Jørgensen, Sebastian W. Ober, and Mark van der Wilk. Last layer marginal likelihood for invariance learning. In *Proceedings of the Twenty Fifth International Conference on Artificial Intelligence and Statistics (AISTATS)*, 2022.
- Joost van Amersfoort, Lewis Smith, Andrew Jesson, Oscar Key, and Yarin Gal. Improving deterministic uncertainty estimation in deep learning for classification and regression. *CoRR*, abs/2102.11409, 2021.

- Tycho FA van der Ouderaa and Mark van der Wilk. Learning invariant weights in neural networks. In *Workshop in Uncertainty & Robustness in Deep Learning, ICML*, 2021.
- Elise van der Pol, Daniel Worrall, Herke van Hoof, Frans Oliehoek, and Max Welling. Mdp homomorphic networks: Group symmetries in reinforcement learning. *Advances in Neural Information Processing Systems*, 33, 2020.
- Mark van der Wilk, Matthias Bauer, ST John, and James Hensman. Learning invariances using the marginal likelihood. In *Advances in Neural Information Processing Systems*, pages 9938–9948, 2018.
- Florian Wenzel, Kevin Roth, Bastiaan S Veeling, Jakub Światkowski, Linh Tran, Stephan Mandt, Jasper Snoek, Tim Salimans, Rodolphe Jenatton, and Sebastian Nowozin. How good is the bayes posterior in deep neural networks really? In *International Conference on Machine Learning*, 2020.
- Han Xiao, Kashif Rasul, and Roland Vollgraf. Fashion-mnist: a novel image dataset for benchmarking machine learning algorithms, 2017.
- Guodong Zhang, Shengyang Sun, David Duvenaud, and Roger Grosse. Noisy natural gradient as variational inference. In *International Conference on Machine Learning*, pages 5852–5861, 2018.
- Hongyi Zhang, Yann N Dauphin, and Tengyu Ma. Fixup initialization: Residual learning without normalization. In *International Conference on Learning Representations*, 2019.
- Allan Zhou, Tom Knowles, and Chelsea Finn. Meta-learning symmetries by reparameterization. *arXiv preprint arXiv:2007.02933*, 2020.

A Comparison with Related Approaches

Table 3: Overview of related approaches and our proposed method. Note that only Benton et al. (2020) and our method work for deep neural networks, while using only training data in a single run. Our method has the additional benefit of being Bayesian and parameterisation-independent, which empirically can lead to better performance than Benton et al. (2020)’s method.

Approach	single run	train data only	deep neural network	Bayesian justification	parameterisation-independent
Cubuk et al. (2018)	✗	✗	✓	✗	✓
Zhou et al. (2020)	✗	✗	✓	✗	✓
Lorraine et al. (2020)	✗	✗	✓	✗	✓
van der Wilk et al. (2018)	✓	✓	✗	✓	✓
Schwöbel et al. (2022)	✓	✓	✗	✓	✓
Benton et al. (2020)	✓	✓	✓	✗	✗
this work	✓	✓	✓	✓	✓

B Affine Invariance Parameterisation

We apply the re-parameterization trick (Kingma and Welling, 2013) to define the augmentation distribution as a learnable probability distribution that is differentiable with respect to the parameters:

$$z \in p(\mathbf{x}'|\mathbf{x}, \boldsymbol{\eta}) \rightarrow z = g_{\boldsymbol{\epsilon}}(\mathbf{x}'|\mathbf{x}, \boldsymbol{\eta}), \quad \boldsymbol{\epsilon} \in U[-1, 1]^k. \quad (16)$$

A general affine parameterization (Benton et al., 2020) can be obtained using $k=6$ generator matrices $\mathbf{G}_1, \dots, \mathbf{G}_6$ and learnable parameters $\boldsymbol{\eta} = [\eta_1, \dots, \eta_6]^T$ for respective horizontal translation, vertical translations, rotations, horizontal scaling, vertical scaling, and shearing:

$$\begin{aligned} \mathbf{G}_1 &= \begin{bmatrix} 0 & 0 & 1 \\ 0 & 0 & 0 \\ 0 & 0 & 0 \end{bmatrix}, & \mathbf{G}_2 &= \begin{bmatrix} 0 & 0 & 0 \\ 0 & 0 & 1 \\ 0 & 0 & 0 \end{bmatrix}, & \mathbf{G}_3 &= \begin{bmatrix} 0 & -1 & 0 \\ 1 & 0 & 0 \\ 0 & 0 & 0 \end{bmatrix}, \\ \mathbf{G}_4 &= \begin{bmatrix} 1 & 0 & 0 \\ 0 & 0 & 0 \\ 0 & 0 & 0 \end{bmatrix}, & \mathbf{G}_5 &= \begin{bmatrix} 0 & 0 & 0 \\ 0 & 1 & 0 \\ 0 & 0 & 0 \end{bmatrix}, & \mathbf{G}_6 &= \begin{bmatrix} 0 & 1 & 0 \\ 1 & 0 & 0 \\ 0 & 0 & 0 \end{bmatrix}. \end{aligned}$$

To calculate $\mathbf{x}'_{(x',y')}$, defined to be the value of \mathbf{x}' corresponding location $(x', y') \in \mathbb{R}^2$ on the 2-dimensional grid, we apply an inverse of the forward transformation matrix to find pixel locations in the original image:

$$\begin{bmatrix} x \\ y \end{bmatrix} = \exp\left(\sum_i \epsilon_i \eta_i \mathbf{G}_i\right)^{-1} \begin{bmatrix} x' \\ y' \end{bmatrix} \quad (17)$$

where $\exp(M) = \sum_{n=0}^{\infty} \frac{1}{n!} M^n$ denotes the matrix exponential (Moler and Van Loan, 2003), and the transformations becomes

$$g_{\boldsymbol{\epsilon}}(\mathbf{x}'_{(x',y')}|\mathbf{x}, \boldsymbol{\eta}) = \mathbf{x}_{(x,y)} \quad (18)$$

where pixel values in the output $\mathbf{x}'_{(x',y')}$ are calculated exactly on the grid, and the locations in the input $\mathbf{x}_{(x,y)}$ are obtained through bilinear sampling, which can be, as all of the other steps, automatically differentiated Jaderberg et al. (2015). Furthermore, the entire process is highly efficient as the matrix exponential and inverse are applied on a very small 3x3 matrix and the grid resampling steps are fully parallelizable across all pixels.

C Computational Complexities

In this section, we discuss the computational and memory complexities of the proposed method. In particular, we review the complexity of the GGN approximation, discuss the complexity of the GGN for invariant neural networks, and give the total complexity of *estimating* and *differentiating* the Laplace-GGN approximation using KFAC to the log marginal likelihood.

C.1 The complexity of vanilla GGN approximations

When not dealing with invariant neural networks that use sampling, the complexities are well-known for diagonal, KFAC, and a full GGN approximation. We have N data points, C neural network outputs, e.g. classes, and P neural network parameters. In general, we assume that $C \ll P$ and also that $C \ll G$, where G is the size of hidden representations.

The full GGN approximation in Eq. 5 is in $\mathcal{O}(NP^2C)$ for computing N matrix-products. Computing its log-determinant additionally costs $\mathcal{O}(P^3)$. The diagonal GGN approximation would be in $\mathcal{O}(NPC)$ and computation of the log-determinant only $\mathcal{O}(P)$. The complexity of KFAC-GGN depends on the type of layer and its in- and output dimensionalities D and G , respectively, as defined in Sec. 4.2. Then, the complexity of computing Eq. 7 is $\mathcal{O}(ND^2 + NCG^2)$. The first term is due to summation of N matrices, each of which is an outer product of D -dimensional vectors. The second term is due to the outer product with $\Lambda_n \in \mathbb{R}^{C \times C}$ in between and since we assume $C \ll G$, we have CG^2 at worst for one such product. Computing the log-determinant can be done efficiently in $\mathcal{O}(D^3 + G^3)$ by decomposing the Kronecker factors (Immer et al., 2021a). For typical neural networks, both D and G are below 1000 and computing the log-determinant is tractable.

C.2 The effect of sampling in invariant neural networks on the complexity

The invariant formulation of neural networks that we work with requires S samples to approximate. These samples also make computation of the GGN approximations more expensive. Clearly, the computation of the log determinants remains the same as the sizes of the GGN approximations remain equivalent.

The complexity of a full GGN computation changes to $\mathcal{O}(NP^2C + NPSC)$ where the first term is due to the Jacobian products as above and the second term is for computing and averaging S Jacobians of size $P \times C$ over all N data points. The same term without augmentation samples would be $\mathcal{O}(NPC)$ and is therefore contained in the above complexity $\mathcal{O}(NP^2C)$. Because we usually have $S \ll P$, the complexity of augmented full GGN (Eq. 12) is also unchanged $\mathcal{O}(NP^2C)$.

The complexity of the diagonal-GGN approximation increases relatively worse than the full GGN as it goes from $\mathcal{O}(NPC)$ to $\mathcal{O}(NPSC)$. This is because the diagonal-GGN still requires computation of the NS Jacobians of size PC . In total, the computation of the diagonal approximation therefore scales linearly in the number of samples S .

The complexity of KFAC-GGN with augmentation samples changes to $\mathcal{O}(N(D^2 + CG^2 + DS + CGS))$ using our proposed method in Eq. 14.² The last two terms dependent on S come up due to the aggregation of augmentation samples in our approximation, that is, the expectations over \mathbf{a} and \mathbf{g} in the second line of Eq. 14. However, we typically have that $S \leq D$ and $s \leq G$ and therefore the computational complexity is still in $\mathcal{O}(N(D^2 + CG^2))$. For typical settings, the computational complexity of the KFAC-GGN therefore does not increase over the vanilla variant. This makes the proposed KFAC approximation the only option for invariance learning with differentiable Laplace approximations among the considered ones since the diagonal scales unfavourably in S and the full GGN is too expensive. In principle, one could apply the same approximation as in Eq. 13 for the diagonal GGN but since it even performs worse than the KFAC variant without further approximations (cf. App. F), KFAC is preferred.

If we assume that $D = G$, that is, the in and output size of the layer of interest are equivalent, and we only consider this single fully-connected layer to carry all parameters $P = DG = D^2 = G^2$, it becomes simple to compare the complexities of all three GGN estimators with and without augmentation. This setting is not unrealistic for fully-connected layers where hidden sizes remain

²If we don't use the proposed additional approximation, the complexity would grow too large to be tractable since the Kronecker-factored structure would not be maintained but lead to a dense Matrix of size $DG \times DG$.

rather similar in the middle of the network. The complexities then simplify as shown in the table below.

	full	KFAC	diagonal
vanilla GGN	$\mathcal{O}(NP^2C)$	$\mathcal{O}(N(D^2 + CG^2)) = \mathcal{O}(NPC)$	$\mathcal{O}(NPC)$
augmented GGN	$\mathcal{O}(NP^2C)$	$\mathcal{O}(N(D^2 + CG^2 + DS + CGS)) = \mathcal{O}(NPC)$	$\mathcal{O}(NPCS)$
(log)det	$\mathcal{O}(P^3)$	$\mathcal{O}(G^3 + D^3) = \mathcal{O}(P^{1.5})$	$\mathcal{O}(P)$

In this setting the vanilla KFAC-GGN approximation is as cheap to compute as the diagonal approximation and only the computation of the log-determinant is slightly more complex. Even more relevant to us, though, is that the computation of the augmented variant of KFAC has the same computational complexity as the vanilla variant and an S times lower complexity than the diagonal augmented GGN, as marked in red in the table. This is the case although the KFAC variant works better than the diagonal variant (see. App. F). The vanilla KFAC variant often achieves performance on par with the full GGN despite the greatly reduced computational complexity and a much better performance than the diagonal variant (Ritter et al., 2018; Immer et al., 2021a,b; Daxberger et al., 2021).

C.3 Computational Complexity of Laplace-GGN Estimation and Differentiation

Above, we discussed the computational complexity of the log determinant component of the Laplace-GGN (Eq. 9). The total computational complexity of the Laplace-GGN also depends on the first term, the log likelihood loss, which is independent of the GGN approximation itself with a computational complexity of $\mathcal{O}(NPS)$ and memory complexity $\mathcal{O}(MPS)$ for differentiation since it allows for stochastic batching in N . This gives us the total computational complexity for estimating the Laplace-GGN marginal likelihood by summing up the cost of the log likelihood loss ($\mathcal{O}(NPS)$), the cost of the augmented GGN as in the above table, and the cost of computing its log determinant. For our proposed KFAC variant, this gives a total computational complexity of $\mathcal{O}(NPS + NPC + P^{1.5})$ for the simplified architecture assumptions. Naive automatic differentiation would result in the same memory cost for its differentiation. In the next section, we propose a method that allows batching all computation and reducing the memory complexity of differentiating the GGN (or KFAC) to $\mathcal{O}(MPC)$ where M is a free parameter and can be as small as 1 for a single data point, resulting in a total memory complexity of $\mathcal{O}(MPS + MPC)$, where the first term comes from the batch-friendly log likelihood loss. This effectively makes our method possible by reducing the required memory from terabytes to gigabytes in larger scale examples.

D Details on efficient gradient estimation with GGN and KFAC

In Sec. 4.3, we discussed how to efficiently backpropagate through the log-determinant of the Laplace-GGN objective in Eq. 9. The log-determinant does not allow for batching and straightforward backpropagation because the *memory complexity* of the log-determinant backpropagation is too high as it would be equivalent to the *total computational complexity* of the GGN approximation. In the comparison of complexities (App. C), the total computational complexity would be the sum of computing the GGN approximation and the respective log-determinant computation. Following the example in App. C, using our KFAC-GGN approximation, we would have $\mathcal{O}(NPC + P^{1.5})$ *memory complexity* to compute the gradient with respect to augmentation parameters η , where the first term is clearly intractable as it is the product of data points N and parameters P , even though we are considering a simplified case with $S \ll D = G$ for KFAC and it would normally even scale in the number of samples S . The terms other than the log-determinant are simpler to handle, and can be computed using backpropagation: the first term, the conditional log likelihood, can be batched over the N data points due to the sum. The second term, the log prior of parameters θ , is independent of the augmentation parameters.

Our approach relies on computing a *preconditioner* first that incurs a low memory complexity and can be computed in aggregation and then using this result to compute a stochastic, but unbiased, gradient. The preconditioner acts as the vector in a vector-Jacobian product (Paszke et al., 2017). This method allows to decouple computational complexity from memory complexity and is *necessary* to enable learning invariances with the marginal likelihood. For KFAC the computational complexity will be unchanged $\mathcal{O}(NPC + P^{1.5})$ and the memory complexity is $\mathcal{O}(MPC)$ with batch size M as

opposed to the intractable $\mathcal{O}(NPC + P^{1.5})$. In Sec. 4.3, we proposed the method in general for full and diagonal GGN log determinants. However, this method does not directly extend to KFAC since it would require evaluation of an expensive Kronecker product. Here, we apply the same idea to show how gradient accumulation is possible for KFAC log determinants.

D.1 Derivation for KFAC

If we apply the method above directly to KFAC, we would have to compute \mathbf{H}^{-1} for a block corresponding to a single layer which is in most cases too large as it breaks the Kronecker-factored structure. In particular, $\mathbf{H}^{\text{KFAC}} = (\mathbf{A} \otimes \mathbf{G} + \delta \mathbf{I})$ is a typical form that the Kronecker-factored block would take. However, it is inefficient to compute and store such large matrix that is quadratic in the size of the number of parameters of the respective layer. Instead, we would like to maintain the Kronecker-factored structure. Since we need to compute the eigendecomposition of \mathbf{A} and \mathbf{G} to efficiently estimate the marginal likelihood approximation (Immer et al., 2021a), we can make use of it as preconditioner for batched gradient estimation. In fact, it is straightforward to start from eigenvalues $\boldsymbol{\lambda} \in \mathbb{R}^P$ of $\mathbf{H} \in \mathbb{R}^{P \times P}$ instead of \mathbf{H} itself since these can be used to simply compute the log-determinant as a sum of the log of eigenvalues:

$$\log |\mathbf{H}| = \log \prod_{p \in [P]} \lambda_p = \sum_{p \in [P]} \log \lambda_p. \quad (19)$$

For a single block of the Kronecker-factorization and ignoring the normalization by $\frac{1}{N}$ for notational convenience, we have $\mathbf{H} \approx \mathbf{A} \otimes \mathbf{G} + \delta \mathbf{I}$ (Eq. 7) and therefore

$$\log |\mathbf{H}| = \log |\mathbf{A} \otimes \mathbf{G} + \delta \mathbf{I}| = \sum_{a \in [D], g \in [G]} \log(\lambda_a \lambda_g + \delta), \quad (20)$$

where λ_a denotes the a th eigenvalue of \mathbf{A} and $[D] = 1 \dots D$ are the dimensions of \mathbf{A} (cf. Sec. 3), and identically for λ_g . We have a further dependency of λ_a and λ_g values on the hyperparameter $\eta \in \mathbb{R}$, i.e. $\lambda_a(\eta)$ and $\lambda_g(\eta)$, which is implicit for notational simplicity. Here, we only consider a scalar hyperparameter η but the computation, and in particular, the final vector-Jacobian product extend to the vector case. The derivative w.r.t. η is given by

$$\begin{aligned} \frac{\partial}{\partial \eta} \sum_{a,g} \log(\lambda_a \lambda_g + \delta) &= \sum_{a,g} (\lambda_a \lambda_g + \delta)^{-1} \frac{\partial}{\partial \eta} (\lambda_a \lambda_g) \\ &= \sum_{a,g} (\lambda_a \lambda_g + \delta)^{-1} \left[\left(\frac{\partial}{\partial \eta} \lambda_a \right) \lambda_g + \lambda_a \left(\frac{\partial}{\partial \eta} \lambda_g \right) \right] \\ &= \sum_a \left(\frac{\partial}{\partial \eta} \lambda_a \right) \sum_g \lambda_g (\lambda_a \lambda_g + \delta)^{-1} + \sum_g \left(\frac{\partial}{\partial \eta} \lambda_g \right) \sum_a \lambda_a (\lambda_a \lambda_g + \delta)^{-1}. \end{aligned} \quad (21)$$

The two summands in the last expression require the same operations for both \mathbf{A} and \mathbf{G} . We will only derive the final expression for the first one, the second one follows accordingly after swapping indices g and a . To further simplify, we need the gradient of an eigenvalue λ_a with respect to the augmentation. Since λ_a is an eigenvalue of \mathbf{A} , we will use the chain-rule and have $\frac{\partial}{\partial \eta} \lambda_a = \mathbf{v}_a^\top \left[\frac{\partial}{\partial \eta} \mathbf{A} \right] \mathbf{v}_a$ with $\mathbf{v}_a \in \mathbb{R}^D$ as the a th eigenvector of \mathbf{A} corresponding the eigenvalue λ_a . We can then continue to simplify as follows:

$$\begin{aligned} \sum_a \left(\frac{\partial}{\partial \eta} \lambda_a \right) \sum_g \lambda_g (\lambda_a \lambda_g + \delta)^{-1} &= \sum_a \left(\mathbf{v}_a^\top \left[\frac{\partial}{\partial \eta} \mathbf{A} \right] \mathbf{v}_a \right) \sum_g \lambda_g (\lambda_a \lambda_g + \delta)^{-1} \\ &= \sum_{i,j \in [D]} \left[\sum_a \mathbf{v}_{a,i} \mathbf{v}_{a,j} \underbrace{\sum_g \lambda_g (\lambda_a \lambda_g + \delta)^{-1}}_{\stackrel{\text{def}}{=} c_a} \right] \left[\frac{\partial}{\partial \eta} \mathbf{A}_{i,j} \right] \\ &= \text{vec} \left(\sum_a c_a \mathbf{v}_a \mathbf{v}_a^\top \right)^\top \left[\sum_{n=1}^N \frac{\partial}{\partial \eta} \text{vec}(\mathbf{A}_n(\eta)) \right], \end{aligned} \quad (22)$$

where the last line can again be expressed as a Jacobian-vector product and the second term sums over the Kronecker factor \mathbf{A}_n per data point n and can be batched or estimated stochastically. In particular, the vector that depends on the eigenvalues λ and eigenvectors \mathbf{v}_a can be computed after a full data set pass using a single eigendecomposition of the Kronecker factors. Then, the second term, which requires computing the gradient with respect to the augmentation parameters, can be estimated with low memory footprint by batching and/or a stochastic estimate of the second term.

E Detailed Algorithm

Here, we detail the final algorithm that we proposed for invariance learning using marginal likelihood approximations. The algorithm extends the one proposed by Immer et al. (2021a) to complex hyperparameters. Their algorithm is only tractable for simple hyperparameters, such as regularisation or observation noise, here denoted by \mathcal{M} . Our contributions enable scaling to invariance parameters and other complex hyperparameters and are detailed in Lines 14 to 21 in Alg. 1. The algorithm below uses simple stochastic gradient updates with a fixed learning rate. In practise, we use a decaying step size and the Adam optimiser (Kingma and Ba, 2015) as detailed in the training procedure for our experiments in App. G.

Algorithm 1 Detailed invariance learning algorithm using marginal likelihood estimates. Lines 4-13 are as in (Immer et al., 2021a), 14-21 is our extension to invariance parameters.

- 1: **Input:** dataset $\mathcal{D} = \{(\mathbf{x}_n, \mathbf{y}_n)\}_{n=1}^N$, simple hyperparams (observation and prior noise) \mathcal{M} , invariance parameter $\boldsymbol{\eta}$, likelihood $p(\mathcal{D}|\boldsymbol{\theta}, \boldsymbol{\eta}, \mathcal{M})$, prior $p(\boldsymbol{\theta}|\mathcal{M})$, number of MC samples S , batch size M , number of epochs T , neural network learning rate γ_θ , hyperparameter learning rate $\gamma_{\mathcal{M}}$, invariance parameter learning rate γ_η
 - 2: **Initialise:** neural network parameters $\boldsymbol{\theta}$ (e.g. He et al. (2016) init.), \mathcal{M} and $\boldsymbol{\eta} = \mathbf{0}$
 - 3: **for** T epochs **do**
 - 4: **for** each batch $\mathcal{B} \subseteq \mathcal{D}$ of size $|\mathcal{B}| \leq M$ **do** ▷ SGD training of neural network
 - 5: $\boldsymbol{\theta} \leftarrow \boldsymbol{\theta} + \gamma_\theta \nabla_{\boldsymbol{\theta}} \frac{N}{|\mathcal{B}|} \sum_{m \in \mathcal{B}} \log p(\mathbf{y}_m | \frac{1}{S} \sum_{s=1}^S \mathbf{f}(\mathbf{g}(\mathbf{x}_m, \boldsymbol{\epsilon}_s; \boldsymbol{\eta}); \boldsymbol{\theta}), \mathcal{M}) + \log p(\boldsymbol{\theta}|\mathcal{M})$
 - 6: **end for**
 - 7: $\hat{\mathbf{H}}_\theta^{\text{GGN}} \leftarrow \mathbf{0}$
 - 8: **for** each batch $\mathcal{B} \subseteq \mathcal{D}$ of size $|\mathcal{B}| \leq M$ **do** ▷ Compute $\hat{\mathbf{f}}$ and GGN without comp. graph
 - 9: $\hat{\mathbf{f}}_{m \in \mathcal{B}} \leftarrow [\frac{1}{S} \sum_{s=1}^S \mathbf{f}(\mathbf{g}(\mathbf{x}_m, \boldsymbol{\epsilon}_s; \boldsymbol{\eta}); \boldsymbol{\theta})]_{m \in \mathcal{B}}$
 - 10: $\hat{\mathbf{H}}_\theta^{\text{GGN}} \leftarrow \hat{\mathbf{H}}_\theta^{\text{GGN}} + \sum_{m \in \mathcal{B}} \hat{\mathbf{H}}_m^{\text{GGN}}$ ▷ Typically use KFAC
 - 11: **end for**
 - 12: $\hat{\mathbf{H}}_\theta(\mathcal{M}) \leftarrow \alpha_{\mathcal{M}} \hat{\mathbf{H}}_\theta^{\text{GGN}} - \nabla_{\boldsymbol{\theta}}^2 \log p(\boldsymbol{\theta}|\mathcal{M})$ ▷ $\alpha_{\mathcal{M}}$ can model observation noise
 - 13: $\mathcal{M} \leftarrow \mathcal{M} + \gamma_{\mathcal{M}} \nabla_{\mathcal{M}} \sum_{n=1}^N \log p(\mathbf{y}_n | \hat{\mathbf{f}}_n, \mathcal{M}) + \log p(\boldsymbol{\theta}|\mathcal{M}) - \frac{1}{2} \log \left| \frac{1}{2\pi} \hat{\mathbf{H}}_\theta(\mathcal{M}) \right|$
 - 14: $\hat{\mathbf{h}} \leftarrow \text{vec}(\hat{\mathbf{H}}_\theta^{-1})$ ▷ Compute preconditioner of vjp; for KFAC see App. D.1
 - 15: $\mathbf{g}_\eta \leftarrow \mathbf{0}$
 - 16: **for** each batch $\mathcal{B} \subseteq \mathcal{D}$ of size $|\mathcal{B}| \leq M$ **do** ▷ Aggregate invariance gradient
 - 17: $\mathbf{g}_\eta \leftarrow \mathbf{g}_\eta + \nabla_{\boldsymbol{\eta}} \sum_{m \in \mathcal{B}} \log p(\mathbf{y}_m | \mathbf{f}(\mathbf{g}(\mathbf{x}_m, \boldsymbol{\epsilon}_s; \boldsymbol{\eta}); \boldsymbol{\theta}))$
 - 18: $\hat{\mathbf{h}}_{\mathcal{B}}(\boldsymbol{\eta}) \leftarrow \text{vec}(\sum_{m \in \mathcal{B}} \hat{\mathbf{H}}_m^{\text{GGN}}(\boldsymbol{\eta}))$ ▷ Compute with graph to $\boldsymbol{\eta}$
 - 19: $\mathbf{g}_\eta \leftarrow \mathbf{g}_\eta + \text{vjp}(\hat{\mathbf{h}}, \hat{\mathbf{h}}_{\mathcal{B}}(\boldsymbol{\eta}), \boldsymbol{\eta})$ ▷ vector-Jacobian product w.r.t $\boldsymbol{\eta}$
 - 20: **end for**
 - 21: $\boldsymbol{\eta} \leftarrow \boldsymbol{\eta} + \gamma_\eta \mathbf{g}_\eta$
 - 22: **end for**
 - 23: **Return:** optimised neural network, invariance, and hyperparameters $(\boldsymbol{\theta}, \boldsymbol{\eta}, \mathcal{M})$, approximation to log marginal likelihood $\log p(\mathcal{D}|\boldsymbol{\eta}, \mathcal{M})$, and optionally posterior approximation $p(\boldsymbol{\theta}|\mathcal{D}, \boldsymbol{\eta}, \mathcal{M})$.
-

F Discussion of Approximations

We discuss the approximations necessary for the proposed approach to invariance learning with Bayesian model selection. The discussion extends to other complex hyperparameters that could be optimised using the methodology described. Our algorithm is motivated by Bayesian model selection with an empirical Bayes procedure, where we optimise the hyperparameters $\boldsymbol{\eta}$ according to their maximum likelihood on the second level of inference (ML-II). Since the necessary marginal likelihood, $p(\mathcal{D}|\boldsymbol{\eta})$, in Eq. 2 is intractable for neural networks, our approach relies on several approximations detailed below in App. F.1. Despite the approximations, our experiments show that the proposed method is able to recover invariances present in the data without any supervision, which empirically validates the approach. To that end, we show in App. F.2 that the proposed KFAC approximation is necessary to reliably recover invariances while cheaper approximations like the empirical Fisher or diagonal GGN are insufficient.

F.1 List of Approximations to the Log Marginal Likelihood for an Invariant Model

Laplace-GGN Approximation. Instead of a vanilla Laplace approximation that suffers from estimation issues due to the full-network Hessian as well as potential indefiniteness of it, we use the Laplace-GGN to approximate the log marginal likelihood. The Laplace-GGN (Khan et al., 2019) is more efficient and stable to estimate and has a clear justification due to its equivalence to linearised Laplace (Foong et al., 2019; Immer et al., 2021b). The first step of Laplace-GGN is to linearise a neural network around an arbitrary linearisation point θ_* , i.e., $\mathbf{f}_{\theta_*}^{\text{lin}}(\mathbf{x}; \theta) = \mathbf{f}(\mathbf{x}; \theta_*) + \mathbf{J}(\mathbf{x}; \theta_*)(\theta - \theta_*)$. The error of this Taylor approximation is then in the order of the second derivative of $\mathbf{f}(\mathbf{x}; \theta)$ at θ_* . Immer et al. (2021b) argue that this changes the model by modifying the underlying likelihood function to depend on \mathbf{f}^{lin} instead of \mathbf{f} and inference takes place in the first order term $\mathbf{J}(\mathbf{x}; \theta_*)\theta$, i.e., we have $p(\mathbf{y}|\mathbf{f}_{\theta_*}^{\text{lin}}(\mathbf{x}; \theta), \mathcal{H})$ and an unchanged prior. We can therefore understand such approximation as a modification of the model itself. We arrive at the Laplace-GGN approximation by applying the Laplace approximation to the linearised model. Because we deal with a linear(ised) model, the Laplace approximation tends to perform well with large amounts of data in the case of classification (Bishop, 2006) and is exact for a Gaussian likelihood in the case of regression (Foong et al., 2019). In the large data limit, the Laplace approximation itself becomes asymptotically exact (Dehaene, 2019). Linearisation becomes asymptotically exact in the infinite width limit of neural networks, which results in the neural tangent kernel (Jacot et al., 2018).

Sampling augmentations. The GGN of an invariant model follows from the linearisation of such model (see above paragraph). The only additional approximation arises due to the sampling necessary to approximate the expectation over $p(\mathbf{x}'|\mathbf{x}, \eta)$ as in Eq. 10. Using Jensen’s inequality it can be shown that a Monte Carlo approximation of the invariant neural network in the log likelihood leads to a lower bound of it. In particular, both Nabarro et al. (2021) and Schwöbel et al. (2022) show

$$\begin{aligned} \log p(\mathbf{y}|\hat{\mathbf{f}}(\mathbf{x}; \theta, \eta)) &= \log p(\mathbf{y}|\mathbb{E}_{\mathbf{x}'_1, \dots, \mathbf{x}'_S}[\frac{1}{S} \sum_s \mathbf{f}(\mathbf{x}'_s; \theta)]) \\ &\geq \mathbb{E}_{\mathbf{x}'_1, \dots, \mathbf{x}'_S}[\log p(\mathbf{y}|\frac{1}{S} \sum_s \mathbf{f}(\mathbf{x}'_s; \theta))], \end{aligned} \quad (23)$$

where the lower bound is simply due to Jensen’s and the fact that we use minimal exponential family likelihoods such that \mathbf{f} is the natural parameter (cf. Sec. 3). In practice, we approximate the last term by sampling one set of augmented inputs $\mathbf{x}'_1, \dots, \mathbf{x}'_S$. The more samples S we take, the tighter the bound. Therefore, it is generally desired to use as many samples as affordable.

Augmented KFAC approximation. KFAC of an invariant neural network relies on further approximations to the intractable GGN matrix that is quadratic in the number of neural network parameters. We first discuss the approximations of vanilla KFAC before the additional approximation that is necessary for invariant neural networks. KFAC approximates the full $P \times P$ GGN by a block-diagonal approximation that captures the GGN over each layer independently in form of a block-diagonal matrix. Further, to maintain an efficient Kronecker-factored structure that is only exact for a single data point (cf. Eq. 6) a product of sums is approximated by sums of products (cf. Eq. 7). In practice, this approximation has been validated in the context of optimisation (Martens and Grosse, 2015; Osawa et al., 2020; Dangel et al., 2019), posterior approximation (Ritter et al., 2018; Zhang et al., 2018; Osawa et al., 2019; Immer et al., 2021b), and model selection (Immer et al., 2021a, 2022). Both approximations are only exact when the model is linear. The additional approximation proposed by us applies to the augmentation samples and is similar to the second approximation of vanilla KFAC but applied to the Jacobians of the invariant neural network in Eq. 13. In our experiments, we empirically verify that such approximation does not lead to issues. Below in App. F.2, we show that this approximation still leads to better performance than a diagonal GGN that avoids it. For an invariant linear model, the proposed KFAC extension would be exact as was the case for vanilla KFAC:

$$\hat{\mathbf{J}}_{\theta}(\mathbf{x}_n, \eta) = \mathbb{E}_{p(\mathbf{x}'_n|\mathbf{x}_n, \eta)}[\mathbf{x}'_n \otimes \mathbf{I}] = \mathbb{E}_{p(\mathbf{x}'_n|\mathbf{x}_n, \eta)}[\mathbf{x}'_n] \otimes \mathbf{I} \quad (24)$$

gives the Jacobian of an invariant linear model and requires no further approximation since the product separates naturally. This is also the case for the last layer of a neural network.

F.2 Diagonal and Empirical Fisher Approximations are Insufficient for Learning Invariances

Here, we briefly discuss the reason for extending the KFAC-GGN approximation to invariant neural networks instead of using a diagonal approximation. The argument is both computational, following

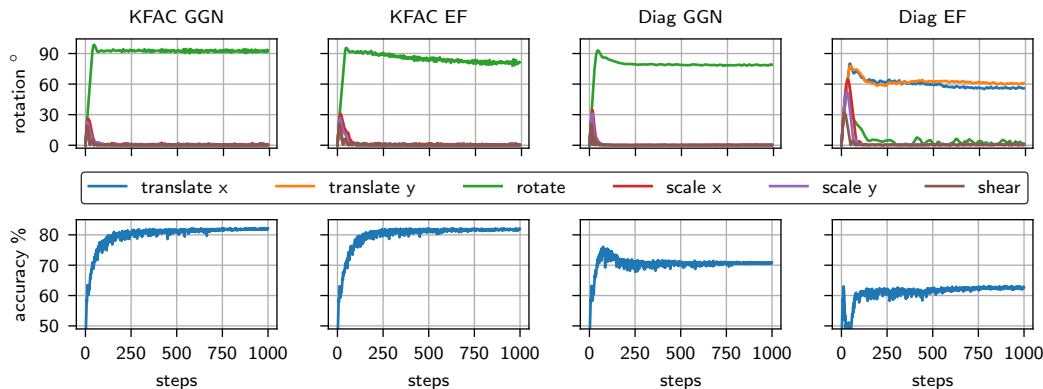


Figure 4: Comparison of KFAC and diagonal GGN and EF approximations for invariance learning using the corresponding log marginal likelihood approximation on 5000 random $\pm 90^\circ$ rotated FashionMNIST samples. KFAC performs significantly better than diagonal approximations. GGN is slightly better than EF for KFAC but significantly better in the diagonal case.

from App. C, and empirical, following from the better performance of KFAC than diagonal. We further discuss the empirical Fisher, which is an alternative to the GGN but has a C times lower computational complexity where C is the number of outputs (classes). The empirical Fisher is a viable alternative but is not justifiable by a linearisation like the GGN and is known to have certain pathologies (Kunstner et al., 2019). Fig. 4 shows the invariance learning performances for partially rotated ($\pm 90^\circ$) FashionMNIST with KFAC and diagonal each with GGN and empirical Fisher variant. The setup is identical to the one used in the experiments and is conducted on 5000 randomly chosen data points over 3 seeds. The figure only contains the run of a single seed but the observation is consistent across all runs.

Diagonal approximations. Although it does not model any correlations, a diagonal GGN approximation is typically only marginally more efficient than a KFAC approximation (cf. App. C for a detailed discussion of complexities). This is due to the efficient approximations employed in KFAC that could potentially lead to a worse overall performance but empirically it has been found that KFAC performs always at least as well as a diagonal approximation as discussed in App. F.1. When considering invariance learning with GGN approximations, the proposed KFAC for invariant neural networks further significantly reduces the runtime and memory complexity in the augmentation samples S , which we discuss in App. C. Fig. 4 further shows that KFAC performs significantly better in terms of test accuracy and in terms of recovering the underlying $\pm 90^\circ$ rotational invariance. Overall, this leaves no reason to use a diagonal approximation for learning complex hyperparameters.

Empirical fisher. The empirical Fisher is an approximation to the true Fisher, which is in turn equivalent to the GGN for the cases we consider, but can be significantly cheaper to compute. For example in the case of classification with C classes, the cost of computing the GGN scales linearly in C while the empirical Fisher does not. Mathematically, the empirical Fisher is given by summing up outer products of gradients as opposed to Jacobians. However, the empirical Fisher does not follow from a linearisation perspective and also has certain pathologies in optimisation (Kunstner et al., 2019). In Fig. 4, we find that the empirical Fisher can work as well as the GGN for KFAC but its diagonal approximation fails and even learns the wrong invariances. That the diagonal empirical Fisher, the cheapest curvature approximation, fails in this setting is interesting because Immer et al. (2021a) observe that it can reliably learn regularisation hyperparameters for ResNets. We hypothesise that learning invariances requires better approximations and profits from approximation quality. The empirical Fisher can be extended to invariance learning similar to the GGN and requires averaging the gradients, which are used for the outer products, over augmentation samples.

G Training details

Code will be made publicly available on Github after publication.

G.1 Dataset Details

We used MNIST LeCun and Cortes (2010), FashionMNIST Xiao et al. (2017) and CIFAR-10 Krizhevsky et al. (2009) in our experiments. MNIST and FashionMNIST pixel values are scaled to the interval $[0, 1]$ and CIFAR-10 images are standardised to zero mean and unit variance per channel following common practise. We created the following transformed data sets to validate the invariance learning of our method:

- Partially rotated dataset: Each sample rotated with randomly sampled radian angle from $U[-\frac{\pi}{2}, \frac{\pi}{2}]$.
- Fully rotated dataset: Each sample rotated with randomly sampled radian angle from $U[-\pi, \pi]$.
- Translated dataset: Each sample is translated by dx pixels in x-direction and dy pixels in the y-direction, both independently sampled from $dx, dy \sim U[-8, 8]$.
- Scaled dataset: Each sample scaled around center with $\exp(s)$ pixels in both x-direction and y-direction simultaneously, sampled from $s \sim U[-\log(2), \log(2)]$.

G.2 Network Architectures

For the MLP we use a single hidden layer with 1000 hidden units and a \tanh activation function. For the CNN experiments we used a convolutional neural network with three convolutional layers with 3×3 filters, 1 stride, 1 padding, bias weights with increasing channels sizes (3-16-32-64) followed by a linear layers with 256 hidden layers with ReLU activation function between layers.

For CIFAR-10, we used ResNets with fixup parameterization and initialization (Zhang et al., 2019) to avoid batch norm, which conflicts with a Bayesian model (Wenzel et al., 2020). The ResNets sizes are indicated by (input-channels, width) in the tables and figures. We use ResNets (8, 8), (8, 16), and (16, 16). Larger networks require more gradient accumulation and are too expensive to run for all subset sizes and data set transformations. However, it is important to note that the ResNets can easily fit the training data to 100% accuracy. Following Immer et al. (2021a), we use prior precision hyperparameters \mathcal{M} per neural network layer and use a learning rate of 0.05 for hyperparameters.

G.3 Training Parameters

For the MNIST and FashionMNIST experiments, we trained our models for 1000 epochs with a batch size of 1000 and 31 augmentation samples. The Adam optimizer was used with a learning rate of 0.005 cosine decayed to 0.0001 and a momentum of 0.9 for the network weights, and for the invariance and hyperparameters we used a learning rate of 0.05 together with a 10 epochs burn-in period. Each experiment was repeated 3 times with different random seeds. For the MNIST and FashionMNIST subset of data results in App. H.5, we use the same hyperparameters and 1000 epochs for subset sizes [312, 1250, 5000, 20000].

For the CIFAR-10 experiments we trained the ResNets for 200 epochs on the full data with initial learning rate of 0.1 using SGD with momentum of 0.9 and cosine learning rate decay to 10^{-6} as common for ResNet training. We use a batch size of 250 and accumulate gradients with respect to augmentation parameters for $M = 5000$ data points using $S = 20$ augmentation samples. We optimise η using Adam (Kingma and Ba, 2015) starting from epoch 10 with learning rate 0.005. All results are averaged across 3 seeds. For Augerino (Benton et al., 2020) we use the same learning rate, 0.005 for η and default weight-decay of 10^{-4} as used in their experiments. For the CIFAR-10 subset of data results in App. H.5, we use the same hyperparameters but [600, 400, 300, 250] epochs for subset sizes [1000, 5000, 10000, 20000], respectively. Each experiment is repeated for three random seeds.

G.4 Classification Example

For the toy classification example with $N = 200$ data points, we use fully-connected neural network with a single hidden layer of 50 neurons and \tanh activation. All methods train with 500 steps with a learning rate of 0.1 using the Adam optimiser (Kingma and Ba, 2015). For the prior precision

hyperparameter in \mathcal{M} , we use the same learning rate of 0.1. For the augmentation parameter η , we use a lower learning rate of 0.005 and decay it with cosine-decay to 0.0001 due to the stochasticity of the gradients. For data augmentation and our method, we use $S = 100$ augmentation samples. Each step, we optimise neural network parameters, augmentation parameters η , and scale hyperparameters \mathcal{M} , which is a single prior precision in this case. We plot the improved posterior predictive for Laplace approximations (Immer et al., 2021b) in both Fig. 1 and Fig. 5. The log marginal likelihood values given in Fig. 5 are all computed with a full Laplace-GGN, even for the KFAC variant, for comparability of the estimates. The hyperparameters \mathcal{M}, η in Fig. 5 (e) are optimised using the augmented KFAC method proposed in Sec. 4.

H Additional results and experiments

H.1 Classification example

In Fig. 5, we compare our approach using the standard GGN and the KFAC-GGN with three baselines on a classification example that was generated with a soft $\pm 60^\circ$ rotational invariance around the origin. We consider only rotational invariance about the origin with parameter η_{rot} . Our method with both full and KFAC GGN successfully learns the rotational invariance and obtains a similar value for η_{rot} as the data generating process and obtains the best marginal likelihood indicating a better generalisation. For a more detailed illustration, see Fig. 1. The non-invariant model achieves a worse marginal likelihood and standard data augmentation leads to an even lower value due to problems with its likelihood (Nabarro et al., 2021). A model in polar coordinates corresponds to incorporating prior knowledge manually and, as expected, performs on par with our learned model. Our model, which can explicitly learn invariances, attains a slightly better log marginal likelihood since the polar model is not restricted to be fully invariant as the prediction can vary along the rotational angle.

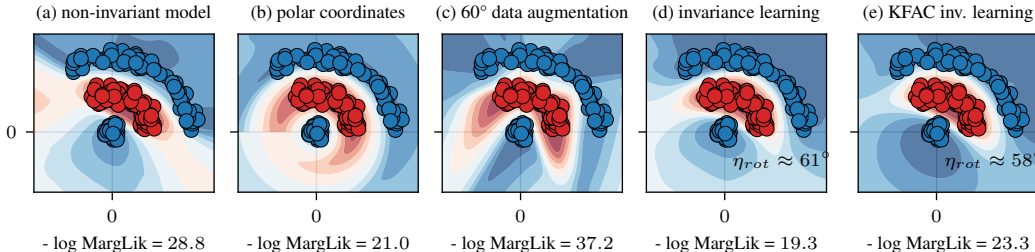


Figure 5: Different approaches to (approximately) invariant neural networks compared to a non-invariant one (a) and their corresponding Laplace log marginal likelihoods. (b): data representation in polar coordinates leads to a good marginal likelihood but requires prior knowledge. (c): standard data augmentation conflicts with the Bayesian model and achieves worse marginal likelihood. (d): treating the invariance or data augmentation parameter as part of a Bayesian model and optimising it allows to obtain the best marginal likelihood. (e): our efficient approximation based on an augmented KFAC Laplace approximation performs almost as well as the full Gauss-Newton in (d).

H.2 Quantitative results

Table 4: Marginal Likelihood and Test Accuracy for models using GGN-KFAC on different versions of the MNIST, F-MNIST and CIFAR-10 datasets. Our proposed method outperforms the baselines for almost all models and datasets, in terms of both measures.

Network	Dataset	Model	Marginal Likelihood					Test Accuracy				
			Fully rotated Dataset	Partially rotated Dataset	Translated Dataset	Scaled Dataset	Original Dataset	Fully rotated Dataset	Partially rotated Dataset	Translated Dataset	Scaled Dataset	Original Dataset
MNIST	MLP	Baseline	-31.3k ± 99	-23.1k ± 29	-36.0k ± 10	-17.5k ± 28	-10.5k ± 5	93.82 ± 0.10	95.83 ± 0.03	94.15 ± 0.02	97.07 ± 0.06	98.20 ± 0.03
		Augerino	-	-	-	-	-	97.83 ± 0.03	96.35 ± 0.02	94.47 ± 0.08	97.45 ± 0.03	98.45 ± 0.03
		Learned η (ours)	-9.7k ± 25	-10.5k ± 27	-14.5k ± 11	-11.3k ± 22	-6.2k ± 33	97.74 ± 0.07	97.81 ± 0.11	97.28 ± 0.05	98.33 ± 0.05	98.98 ± 0.05
	CNN	Baseline	-14.6k ± 1626	-10.7k ± 1070	-16.5k ± 1014	-9.5k ± 225	-5.0k ± 428	95.97 ± 0.33	97.51 ± 0.17	96.54 ± 0.29	98.37 ± 0.00	99.09 ± 0.02
		Augerino	-	-	-	-	-	99.04 ± 0.02	98.91 ± 0.03	97.79 ± 0.09	98.77 ± 0.06	98.26 ± 0.10
		Learned η (ours)	-6.9k ± 77	-7.2k ± 295	-8.6k ± 136	-7.5k ± 54	-4.3k ± 27	98.83 ± 0.07	98.92 ± 0.05	98.69 ± 0.07	99.01 ± 0.06	99.42 ± 0.02
F-MNIST	MLP	Baseline	-55.1k ± 117	-46.2k ± 184	-52.4k ± 36	-39.2k ± 27	-25.5k ± 6	77.62 ± 0.30	81.10 ± 0.23	77.68 ± 0.10	81.84 ± 0.05	88.48 ± 0.56
		Augerino	-	-	-	-	-	77.76 ± 0.15	81.40 ± 0.05	78.05 ± 0.10	82.46 ± 0.09	89.10 ± 0.13
		Learned η (ours)	-29.3k ± 63	-29.4k ± 148	-36.6k ± 17	-34.7k ± 201	-22.6k ± 42	87.39 ± 0.06	86.72 ± 0.13	84.62 ± 0.08	84.31 ± 0.06	89.94 ± 0.12
	CNN	Baseline	-58.7k ± 189	-49.9k ± 275	-53.8k ± 257	-43.3k ± 488	-28.9k ± 165	78.69 ± 0.28	82.12 ± 0.35	80.33 ± 0.19	83.66 ± 0.37	89.54 ± 0.23
		Augerino	-	-	-	-	-	85.76 ± 3.23	81.54 ± 0.19	82.94 ± 0.13	83.58 ± 0.08	90.07 ± 0.12
		Learned η (ours)	-26.5k ± 101	-27.2k ± 0	-29.2k ± 65	-30.1k ± 0	-21.0k ± 233	89.45 ± 0.03	88.40 ± 0.00	87.73 ± 0.20	87.33 ± 0.00	91.92 ± 0.21
CIFAR-10	ResNet (8-8)	Baseline	-73.1k ± 152	-67.5k ± 334	-53.7k ± 154	-59.3k ± 749	-46.5k ± 345	51.14 ± 0.47	55.29 ± 0.70	64.84 ± 0.21	59.81 ± 0.96	69.74 ± 0.75
		Augerino	-	-	-	-	-	70.88 ± 0.17	70.95 ± 0.26	74.44 ± 0.24	70.67 ± 0.28	79.34 ± 0.36
		Learned η (ours)	-51.1k ± 244	-47.8k ± 296	-38.6k ± 181	-41.7k ± 225	-31.2k ± 346	71.06 ± 0.47	73.03 ± 0.45	74.18 ± 0.07	71.54 ± 0.18	80.22 ± 0.24
	ResNet (8-16)	Baseline	-80.9k ± 483	-72.8k ± 133	-56.2k ± 329	-62.0k ± 283	-46.1k ± 953	54.16 ± 0.40	59.90 ± 0.12	69.65 ± 0.16	66.06 ± 0.13	74.13 ± 0.51
		Augerino	-	-	-	-	-	75.40 ± 0.19	74.76 ± 0.34	73.71 ± 0.31	72.07 ± 0.09	79.03 ± 1.04
		Learned η (ours)	-43.1k ± 217	-38.7k ± 135	-35.4k ± 1969	-40.2k ± 3404	-30.2k ± 2344	79.50 ± 0.62	77.71 ± 0.46	79.21 ± 0.17	76.03 ± 0.15	84.19 ± 0.76

H.3 Additional results: augmentation trajectories

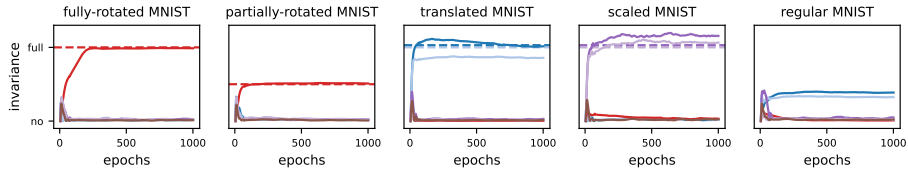


Figure 6: MLP on MNIST

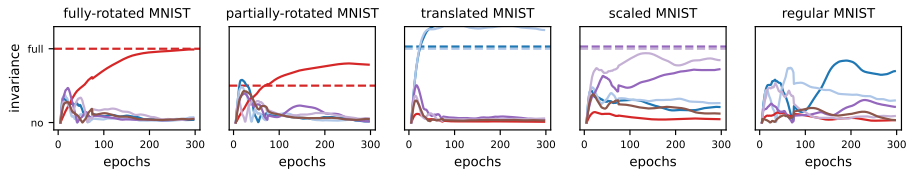


Figure 7: CNN on MNIST

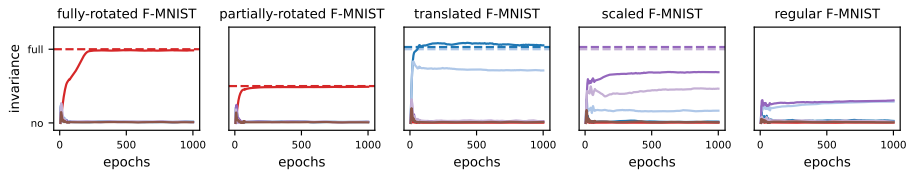


Figure 8: MLP on F-MNIST

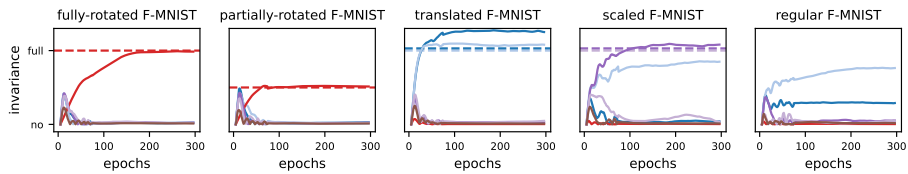


Figure 9: CNN on F-MNIST

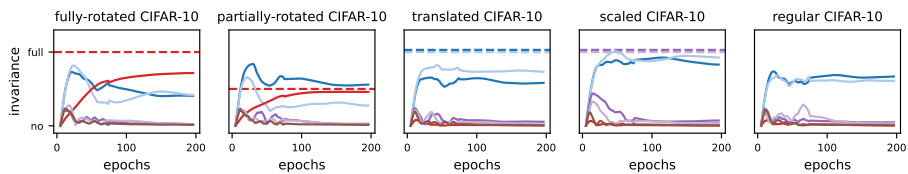


Figure 10: ResNet (8-8) on CIFAR-10

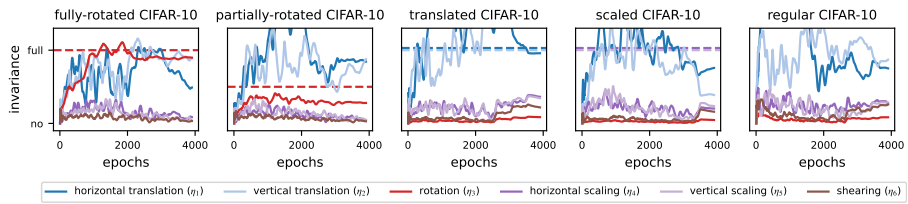


Figure 11: ResNet (8-16) on CIFAR-10 (with biased gradients)

H.4 Additional results: learned invariances

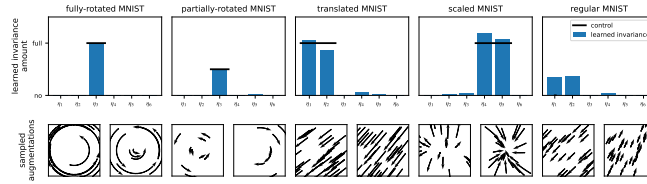


Figure 12: MLP on MNIST

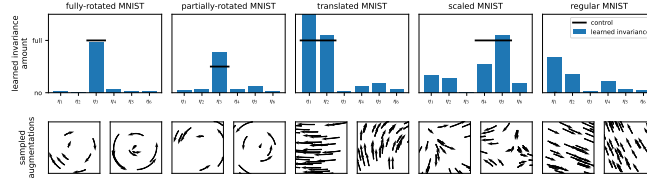


Figure 13: CNN on MNIST

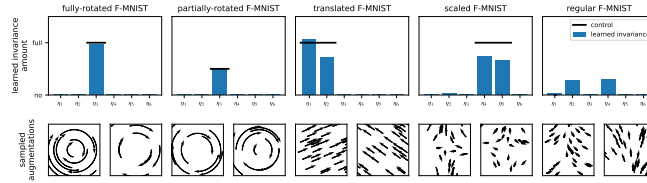


Figure 14: MLP on F-MNIST

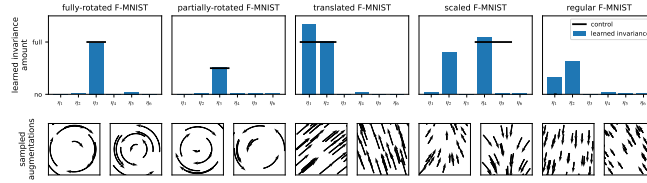


Figure 15: CNN on F-MNIST

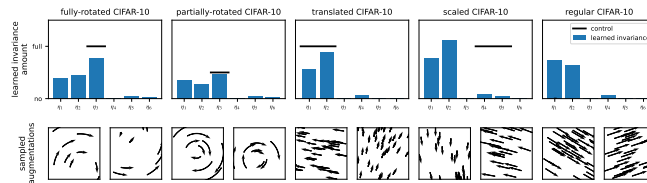


Figure 16: ResNet (8-8) on CIFAR-10

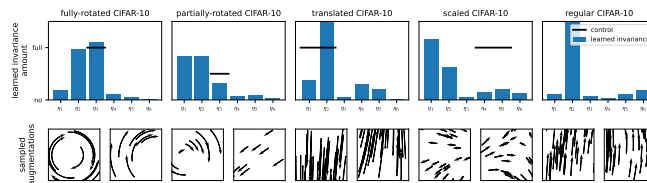


Figure 17: ResNet (8-16) on CIFAR-10

H.5 Additional results: subset experiments

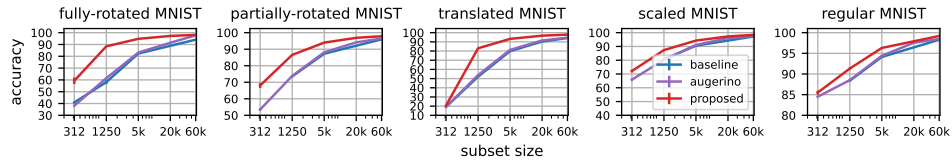


Figure 18: MLP on MNIST

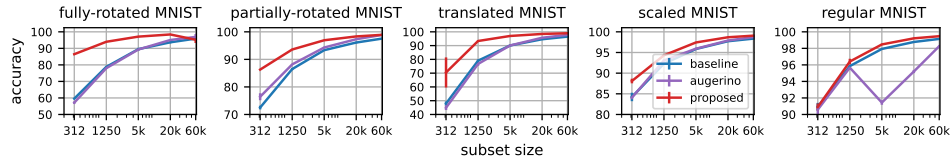


Figure 19: CNN on MNIST

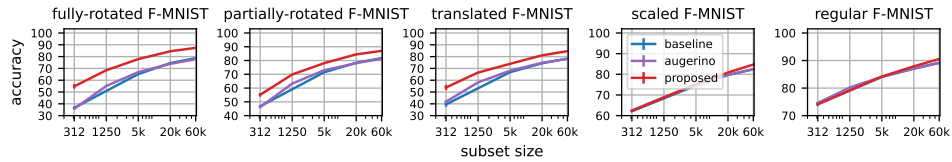


Figure 20: MLP on F-MNIST

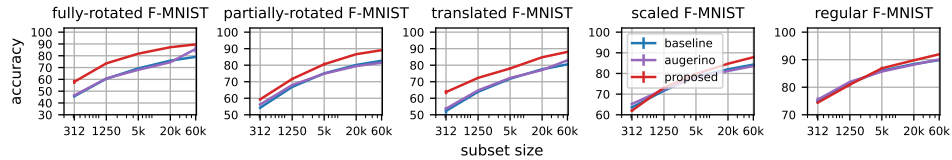


Figure 21: CNN on F-MNIST

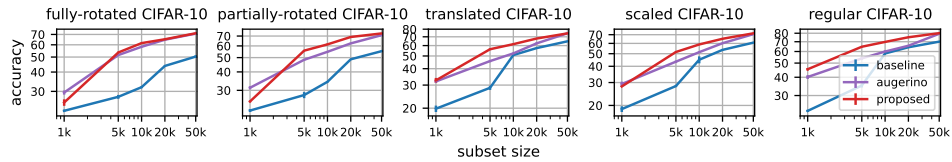


Figure 22: ResNet (8-8) on CIFAR-10

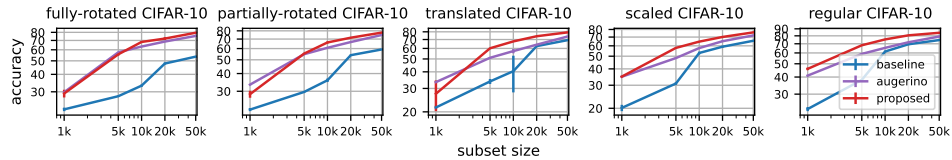


Figure 23: ResNet (8-16) on CIFAR-10