

# Degree-Preserving Randomized Response for Graph Neural Networks under Local Differential Privacy

Seira Hidano  
KDDI Research, Inc.  
Saitama, Japan

Takao Murakami\*  
AIST  
Tokyo, Japan

## ABSTRACT

Differentially private GNNs (Graph Neural Networks) have been recently studied to provide high accuracy in various tasks on graph data while strongly protecting user privacy. In particular, a recent study proposes an algorithm to protect each user’s feature vector in an attributed graph with LDP (Local Differential Privacy), a strong privacy notion without a trusted third party. However, this algorithm does not protect edges (friendships) in a social graph or protect user privacy in unattributed graphs. How to strongly protect edges with high accuracy in GNNs remains open.

In this paper, we propose a novel LDP algorithm called the *DPRR* (*Degree-Preserving Randomized Response*) to provide LDP for edges in GNNs. Our DPRR preserves each user’s degree hence a graph structure while providing edge LDP. Technically, we use Warner’s RR (Randomized Response) and *strategic* edge sampling, where each user’s sampling probability is automatically tuned to preserve the degree information. We prove that the DPRR approximately preserves the degree information under edge LDP. We focus on graph classification as a task of GNNs and evaluate the DPRR using four social graph datasets. Our experimental results show that the DPRR significantly outperforms three baselines and provides accuracy close to a non-private algorithm in all datasets with a reasonable privacy budget, e.g.,  $\epsilon = 1$ .

## KEYWORDS

local differential privacy, graph neural networks, graph classification, randomized response, degree

## 1 INTRODUCTION

Many real-world data are represented as graphs, e.g., social networks, communication networks, and epidemiological networks. GNNs (Graph Neural Networks) [43, 64] have recently attracted much attention because they provide state-of-the-art performance in various tasks on graph data, such as node classification [40], graph classification [66], and community detection [17]. However, the use of graph data raises serious privacy concerns, as it may reveal some sensitive data, such as sensitive edges (i.e., friendships in social graphs) [31].

DP (Differential Privacy) [20, 21] has been widely studied to protect user privacy strongly and is recognized as a gold standard for data privacy. DP provides user privacy against adversaries with any background knowledge when a parameter called the privacy budget  $\epsilon$  is small, e.g.,  $\epsilon \leq 1$  [41]. According to the underlying architecture, DP can be divided into two types: *centralized DP* and *LDP (Local DP)*. Centralized DP assumes a centralized model in which a trusted server has the personal data of all users and releases obfuscated

versions of statistics or machine learning models. However, this model has a risk that the personal data of all users are leaked from the server by illegal access [44] or internal fraud [16]. In contrast, LDP assumes a local model where a user obfuscates her personal data by herself; i.e., it does not assume a trusted third party. Thus, LDP does not suffer from the data leakage issue explained above, and therefore it has been widely adopted in both the academic field [10, 13, 14, 37, 39, 47, 52, 59] and industry [19, 23, 58].

DP has been recently applied to GNNs [18, 34, 45, 50, 56, 62, 63, 75], and most of them adopt centralized DP. However, they suffer from the data breach issue explained above. Moreover, they cannot be applied to *decentralized SNSs (Social Networking Services)* [51] such as diaspora\* [3] and Mastodon [5]. In decentralized SNSs, the entire graph is distributed across many servers, and each server has only the data of the users who choose it. Because centralized DP algorithms take the entire graph as input, they cannot be applied to these SNSs. We can also consider *fully decentralized SNSs*, where a server does not have any edge. For example, we can consider applications where each user sends noisy versions of her friends to the server, which then calculates some graph statistics [32, 33, 69, 70] or generates synthetic graphs [53]. Centralized DP cannot be applied to these applications either.

LDP can be applied to these decentralized SNSs and does not suffer from data leakage. Sajadmanesh and Gatica-Perez [56] apply LDP to each user’s feature vector (attribute values such as age, gender, city, and personal website) in GNNs. They focus on node classification and show that their algorithm provides high classification accuracy with a small privacy budget  $\epsilon$  in LDP, e.g.,  $\epsilon = 1$ .

However, they focus on hiding feature vectors and do not hide edges (friendships). In practice, edges include highly sensitive information, i.e., sensitive friendships. In addition, many social graphs are *unattributed* graphs, which include only node IDs and edges [67]. In this case, feature vectors in GNNs are generated from the graph structure [66]. Unfortunately, the algorithm in [56] cannot be used to protect user privacy for such applications.

To fill this gap, we focus on *LDP for edges*, i.e., DP in a scenario where each user obfuscates her edges (friend list) by herself. We also focus on *graph classification* as a task of GNNs (see Section 4.1 for details) because a state-of-the-art GNN [66] provides high accuracy for unattributed social graphs in this task. A recent study [74] also shows that a lot of private information can be inferred from the output of GNNs for graph classification. Therefore, LDP algorithms for edges in graph classification are urgently needed.

We first show that Warner’s RR (Randomized Response) [60], widely used to provide LDP for edges in applications other than GNNs [32, 33, 53, 69, 70], is insufficient for GNNs. Specifically, the

\*The first and second authors made equal contribution.

RR flips each 1 (edge) or 0 (no edge) with some probability. The flipping probability is close to 0.5 when  $\epsilon$  is close to 0. Consequently, it makes a sparse graph dense and destroys a graph structure. In particular, GNNs use a neighborhood aggregation (or message passing) strategy, which updates each node’s feature vector by aggregating feature vectors of adjacent nodes. In an unattributed graph, a constant value is often used as a feature vector [24, 66], and in this case, the sum of adjacent feature vectors is a degree. Moreover, the degree distribution correlates with the graph type, as shown in our experiments. Thus, each user’s degree is important in GNNs. The RR does not preserve the degree information and therefore does not provide high accuracy in GNNs for sparse graphs.

In addition, the RR does not provide high accuracy even in a *customized privacy setting* (as in Facebook [35]) where some users hide their friend lists and other users reveal their friend lists. In this paper, we refer to the former users as *private users* and the latter as *non-private users*. The RR makes the friend lists of the private users dense. Consequently, it destroys the graph structure and ruins the neighborhood aggregation for non-private users. Thus, the accuracy is hardly increased with an increase in the non-private users, as shown in our experiments. Moreover, the RR has large time and space complexity and is impractical for large-scale graphs; e.g., the memory size is 1 TB in the Orkut social network [68] with three million users.

To address these issues, we propose a novel LDP algorithm, which we call the *DPRR (Degree-Preserving Randomized Response)*. Our DPRR provides LDP for edges while preserving each user’s degree information. Therefore, it is suitable for the neighborhood aggregation strategy in GNNs. It also works very well in the customized privacy setting – the accuracy is rapidly increased with an increase in non-private users. We show that our DPRR significantly outperforms Warner’s RR, especially in the customized setting. Moreover, we show that the DPRR is much more efficient than the RR in that the DPRR needs much less time for both training and classification and much less memory; e.g., the memory size is about 30 MB even in the Orkut social network explained above.

We also compare our DPRR with two other private baselines: (i) a local model version of LAPGRAPH [63] (denoted by LocalLap) and (ii) an algorithm that discards friend lists of private users and uses a graph composed of only non-private users (denoted by NonPriv-Part). We show that the DPRR significantly outperforms these baselines and provides high accuracy in GNNs with a reasonable privacy budget, e.g.,  $\epsilon = 1$ .

**Our Contributions.** Our contributions are as follows:

- We propose the DPRR for GNNs under LDP for edges. Technically, we use edge sampling [11, 15, 22, 61] after Warner’s RR. In particular, our main technical novelty lies in a strategic sampling technique to improve *both the accuracy and efficiency*. In our strategic sampling technique, each user’s sampling probability is automatically tuned so that *the number of 1s in the noisy friend list is close to the original degree* (see Section 4.2 for details). Our tuning process uses a noisy degree with LDP to calculate a plug-in estimate of the sampling probability. We prove that our DPRR approximately preserves the degree information under edge LDP.

- We focus on graph classification and evaluate our DPRR using four social graph datasets. We show that our DPRR outperforms three private baselines (RR, LocalLap, and NonPriv-Part) in terms of accuracy and the RR in terms of efficiency. We also compare the DPRR with a fully non-private algorithm that does not add any noise for all users, including private users (denoted by NonPriv-Full). For all datasets, we show that our DPRR provides accuracy close to NonPriv-Full (e.g., the difference in the classification accuracy or AUC is smaller than 0.1 or so) with a reasonable privacy budget, e.g.,  $\epsilon = 1$ .

Our code is available on GitHub [8].

## 2 RELATED WORK

**DP on GNNs.** In the past year or two, differentially private GNNs have become a very active research topic [18, 34, 45, 50, 56, 62, 63, 75]. Most of them assume a centralized model [18, 45, 50, 63, 75] where the server has the entire graph (or the exact number of edges in the entire graph [63]). Examples of differentially private GNNs in the centralized model include PRIVGNN [50], DP-GNN [18], and LAPGRAPH [63]. They suffer from the data leakage issue and cannot be applied to decentralized (or fully decentralized) SNSs, as explained in Section 1.

Some studies [34, 62] focus on GNNs under LDP in different settings than ours. Specifically, Jin and Chen [34] assume that each user has a graph and apply an LDP algorithm to a graph embedding calculated by each user. In contrast, we consider a totally different scenario, where each user is a node in a graph, and the server does not have an edge. Thus, the algorithm in [34] cannot be applied to our setting. Wu *et al.* [62] assume that each user has a user-item graph and propose a federated GNN learning algorithm for item recommendation. In their work, an edge represents that a user has rated an item. Therefore, their algorithm cannot be applied to our setting where a node and edge represent a user and friendship, respectively. We also note that federated (or collaborative) learning generally requires many interactions between users and the server [38, 57]. In contrast, our DPRR requires only one round of interaction.

Sajadmanesh and Gatica-Perez [56] apply LDP to each user’s feature vectors in an attributed graph. However, they do not hide edges, which are sensitive in a social graph. Moreover, their algorithm cannot be applied to unattributed graphs, where GNNs provide state-of-the-art performance [66].

We also note that most existing works on differentially private GNNs focus on node classification as a task [18, 34, 50, 56, 63, 75]. Exceptions are item recommendation in [62] and graph classification in [45]. However, a study in [45] assumes that each user has a dataset represented as a graph, e.g., fingerprint. To our knowledge, our work is the first to apply differentially private GNNs to graph classification in a social network where each user is a node in a graph. See Section 4.1 for its motivating examples.

**LDP on Graphs.** LDP has been widely studied for tabular data where each row corresponds to a user. The main task in this setting is statistical analysis, such as distribution estimation [10, 23, 37, 39, 47, 59] and heavy hitter estimation [13, 14, 52].

LDP has also been used for graph applications other than GNNs, e.g., calculating subgraph counts [32, 33, 69, 70] and generating

synthetic graphs [53]. Here, Warner’s RR has been widely adopted to protect edges [32, 33, 53, 69, 70]. Warner’s RR requires only one round of interaction between users and the server. It can also be applied to GNNs. However, Warner’s RR makes a sparse graph dense and destroys the graph structure. Consequently, it does not provide high accuracy in GNNs, as shown in our experiments.

Imola *et al.* [33] propose the ARR (Asymmetric RR), which uses edge sampling after Warner’s RR. Edge sampling has been widely studied to improve the scalability in subgraph counting [11, 15, 22, 61]. The authors in [33] use edge sampling to improve the communication efficiency in triangle counting under LDP. However, they use a sampling probability common to all users and manually set the sampling probability. In this case, the accuracy is not improved by the sampling, because the graph structure remains destroyed. In statistics, random sampling is used to improve efficiency or lower costs in data collection at the expense of accuracy. In fact, edge sampling in [33] decreases the accuracy of triangle counting. In contrast, our DPRR provides much higher accuracy than Warner’s RR because it automatically tunes each user’s sampling probability to preserve the degree information.

In other words, our DPRR is different from the ARR [33] (and other existing edge sampling algorithms [11, 15, 22, 61]) in that ours is a strategic sampling algorithm to improve *both the accuracy and efficiency* in GNNs by preserving the graph structure under edge LDP. The novelty of our strategic sampling technique is not limited to the privacy literature – there are no sampling techniques to improve both the accuracy and efficiency, even in (non-private) subgraph counting or graph machine learning, to our knowledge.

Finally, a study in [48] reduces the number of 1s in Warner’s RR by sampling without replacement. However, their proof of DP relies on the independence of each edge and is incorrect, as pointed out in [33].

In summary, our DPRR is new in that it adopts strategic edge sampling to improve both the accuracy and efficiency. The DPRR outperforms baselines, including Warner’s RR, in terms of accuracy and efficiency. It also provides high accuracy in GNNs with a reasonable privacy budget (e.g.,  $\epsilon = 1$ ) under edge LDP.

### 3 PRELIMINARIES

In this section, we describe some preliminaries needed for this paper. Section 3.1 defines basic notation. Section 3.2 reviews LDP on graphs. Section 3.3 explains GNNs.

#### 3.1 Basic Notation

Let  $\mathbb{R}, \mathbb{R}_{\geq 0}, \mathbb{N}, \mathbb{Z}_{\geq 0}$  be the sets of real numbers, non-negative real numbers, natural numbers, and non-negative integers, respectively. For  $a \in \mathbb{N}$ , let  $[a] = \{1, 2, \dots, a\}$ .

Consider a social graph with  $n \in \mathbb{N}$  nodes (users). Let  $\mathcal{G}$  be the set of possible graphs, and  $G = (V, E) \in \mathcal{G}$  be a graph with a set of nodes  $V = \{v_1, v_2, \dots, v_n\}$  and a set of edges  $E \subseteq V \times V$ . The graph  $G$  can be either directed or undirected. In a directed graph, an edge  $(v_i, v_j) \in E$  represents that user  $v_i$  follows user  $v_j$ . In an undirected graph, an edge  $(v_i, v_j)$  represents that  $v_i$  is a friend with  $v_j$ .

Each node  $v_i \in V$  has a node feature vector  $X_i$ . If  $G$  is an attributed graph, we use an attribute (e.g., age, gender, and city) of  $v_i$  as  $X_i$ . If  $G$  is an unattributed graph, each node does not have features.

**Table 1: Basic notation in this paper.**

Symbol	Description
$n$	Number of users.
$\mathcal{G}$	Set of possible graphs.
$G = (V, E)$	Graph with users $V$ and edges $E$ .
$v_i$	$i$ -th user.
$X_i$	Feature vector of user $v_i$ .
$\mathbf{A} = (a_{i,j})$	Adjacency matrix.
$\mathbf{a}_i$	Neighbor list of user $v_i$ .
$d_i$	Degree of user $v_i$ .
$\mathcal{N}(v_i)$	Set of nodes adjacent to user $v_i$ .
$\mathcal{R}_i$	Local randomizer of user $v_i$ .

Thus, we create a feature vector  $X_i$  from the graph structure, e.g., a one-hot encoding of the degree of  $v_i$  or constant value (which is uninformative) [24, 66].

A graph  $G$  can be represented as an adjacency matrix  $\mathbf{A} = (a_{i,j}) \in \{0, 1\}^{n \times n}$ , where  $a_{i,j} = 1$  if and only if  $(v_i, v_j) \in E$ . Note that the diagonal elements are always 0; i.e.,  $a_{1,1} = \dots = a_{n,n} = 0$ . If  $G$  is an undirected graph,  $\mathbf{A}$  is symmetric. Let  $\mathbf{a}_i = (a_{i,1}, a_{i,2}, \dots, a_{i,n}) \in \{0, 1\}^n$  be the  $i$ -th row of  $\mathbf{A}$ .  $\mathbf{a}_i$  is called the *neighbor list* [32, 33, 53] of user  $v_i$ . Let  $d_i \in \mathbb{Z}_{\geq 0}$  be the degree of user  $v_i$ . Note that  $d_i = \|\mathbf{a}_i\|_1$ , i.e., the number of 1s in  $\mathbf{a}_i$ . Let  $\mathcal{N}(v_i)$  be the set of nodes adjacent to  $v_i$ , i.e.,  $v_j \in \mathcal{N}(v_i)$  if and only if  $(v_i, v_j) \in E$ .

We focus on a local privacy model [32, 33, 53, 69, 70], where user  $v_i$  obfuscates her neighbor list  $\mathbf{a}_i$  using a *local randomizer*  $\mathcal{R}_i$  and sends the obfuscated data  $\mathcal{R}_i(\mathbf{a}_i)$  to a server.

Table 1 shows the basic notation used in this paper.

#### 3.2 Local Differential Privacy on Graphs

**Edge LDP.** The local randomizer  $\mathcal{R}_i$  of user  $v_i$  adds some noise to her neighbor list  $\mathbf{a}_i$  to hide her edges. Here, we assume that the server and other users can be honest-but-curious adversaries and can obtain all edges in  $G$  other than edges of  $v_i$  as background knowledge. To strongly protect edges of  $v_i$  from these adversaries, we use edge DP [49, 54] as a privacy metric.

Specifically, edge DP hides one edge between any two users from the adversary. Its local privacy model version, called *edge LDP* [53], is defined as follows:

**DEFINITION 1** ( $\epsilon$ -EDGE LDP [53]). *Let  $\epsilon \in \mathbb{R}_{\geq 0}$  and  $i \in [n]$ . A local randomizer  $\mathcal{R}_i$  of user  $v_i$  with domain  $\{0, 1\}^n$  provides  $\epsilon$ -edge LDP if and only if for any two neighbor lists  $\mathbf{a}_i, \mathbf{a}'_i \in \{0, 1\}^n$  that differ in one bit and any  $s \in \text{Range}(\mathcal{R}_i)$ ,*

$$\Pr[\mathcal{R}_i(\mathbf{a}_i) = s] \leq e^\epsilon \Pr[\mathcal{R}_i(\mathbf{a}'_i) = s]. \quad (1)$$

For example, the randomized neighbor list in [53] applies Warner’s RR (Randomized Response) [60], which flips 0/1 with probability  $\frac{1}{e^\epsilon + 1}$ , to each bit of  $\mathbf{a}_i$  (except for  $a_{i,i}$ ). By (1), this randomizer provides  $\epsilon$ -edge LDP.

The parameter  $\epsilon$  is called the privacy budget, and the value of  $\epsilon$  is crucial in DP. By (1), the likelihood of  $\mathbf{a}_i$  is almost the same as that of  $\mathbf{a}'_i$  when  $\epsilon$  is close to 0. However, they can be very different when  $\epsilon$  is large. For example, it is well known that  $\epsilon \leq 1$  is acceptable for many

practical scenarios, whereas  $\varepsilon \geq 5$  is unsuitable in most scenarios [41]. Based on this, we typically set  $\varepsilon = 1$  in our experiments.

Edge LDP can be used to hide each user's neighbor list  $\mathbf{a}_i$ . For example, in Facebook, user  $v_i$  can change her setting so that anyone except for server administrators cannot see her neighbor list  $\mathbf{a}_i$ . By using edge LDP with small  $\varepsilon$ , we can hide  $\mathbf{a}_i$  even from the server administrators.

We can also consider another type of graph DP called *node DP* [30, 73]. Node DP hides one node along with its edges from the adversary. However, many applications in the local privacy model require a user to send her user ID, and we cannot use node DP for these applications. Therefore, we use edge LDP to hide edges in the same way as the previous work on graph LDP [32, 33, 53, 69, 70].

**Relationship DP.** Note that in an undirected graph, each edge  $(v_i, v_j)$  is shared by two users  $v_i$  and  $v_j$ . Thus, both users' outputs can leak the information about  $(v_i, v_j)$ . Imola *et al.* [32] define *relationship DP* to protect each edge during the whole process:

**DEFINITION 2 ( $\varepsilon$ -RELATIONSHIP DP [32]).** Let  $\varepsilon \in \mathbb{R}_{\geq 0}$ . A tuple of local randomizers  $(\mathcal{R}_1, \dots, \mathcal{R}_n)$  provides  $\varepsilon$ -relationship DP if and only if for any two undirected graphs  $G, G' \in \mathcal{G}$  that differ in one edge and any  $(s_1, \dots, s_n) \in \text{Range}(\mathcal{R}_1) \times \dots \times \text{Range}(\mathcal{R}_n)$ ,

$$\Pr[(\mathcal{R}_1(\mathbf{a}_1), \dots, \mathcal{R}_n(\mathbf{a}_n)) = (s_1, \dots, s_n)] \leq e^\varepsilon \Pr[(\mathcal{R}_1(\mathbf{a}'_1), \dots, \mathcal{R}_n(\mathbf{a}'_n)) = (s_1, \dots, s_n)], \quad (2)$$

where  $\mathbf{a}_i$  (resp.  $\mathbf{a}'_i$ ) is the  $i$ -th row of the adjacency matrix of  $G$  (resp.  $G'$ ).

**PROPOSITION 1 (EDGE LDP AND RELATIONSHIP DP [32]).** In an undirected graph, if each of local randomizers  $\mathcal{R}_1, \dots, \mathcal{R}_n$  provides  $\varepsilon$ -edge LDP, then  $(\mathcal{R}_1, \dots, \mathcal{R}_n)$  provides  $2\varepsilon$ -relationship DP.

In Proposition 1, relationship DP has the doubling factor in  $\varepsilon$  because the presence/absence of one edge  $(v_i, v_j)$  affects two bits  $a_{i,j}$  and  $a_{j,i}$  in neighbor lists in an undirected graph.

Note that even if  $v_i$  hides her neighbor list  $\mathbf{a}_i$ , her edge with  $v_j$  will be disclosed when  $v_j$  releases  $\mathbf{a}_j$ . This is inevitable in social networks based on undirected graphs. For example, in Facebook, a user  $v_i$  can change her setting so that no one can see  $\mathbf{a}_i$ . However, she can also change the setting so that  $\mathbf{a}_j$  is public. Thus, if a user  $v_i$  hides  $\mathbf{a}_i$  and her friend  $v_j$  reveals  $\mathbf{a}_j$ , their edge  $(v_i, v_j)$  is disclosed in Facebook. To prevent this,  $v_i$  needs to ask  $v_j$  not to reveal  $\mathbf{a}_j$ .

In other words, relationship DP requires some trust assumptions, unlike LDP; i.e., if a user wants to keep all her edges secret, she needs to trust her friends not to reveal their neighbor lists. However, even if her  $k \in \mathbb{N}$  friends reveal their neighbor lists, only her  $k$  edges will be disclosed. Therefore, the trust assumption of relationship DP is much weaker than that of centralized DP, where the server can leak all edges.

**Global Sensitivity.** As explained above, Warner's RR is one of the simplest approaches to providing edge LDP. Another well-known approach is to use global sensitivity [21]:

**DEFINITION 3.** In edge LDP, the global sensitivity  $GS_f$  of a function  $f : \{0, 1\}^n \rightarrow \mathbb{R}$  is given by

$$GS_f = \max_{\mathbf{a}_i, \mathbf{a}'_i \in \{0, 1\}^n, \mathbf{a}_i \sim \mathbf{a}'_i} |f(\mathbf{a}_i) - f(\mathbf{a}'_i)|,$$

where  $\mathbf{a}_i \sim \mathbf{a}'_i$  represents that  $\mathbf{a}_i$  and  $\mathbf{a}'_i$  differ in one bit.

For  $b \in \mathbb{R}_{\geq 0}$ , let  $\text{Lap}(b)$  be the Laplacian noise with mean 0 and scale  $b$ . Then, adding the Laplacian noise  $\text{Lap}(\frac{GS_f}{\varepsilon})$  to  $f$  provides  $\varepsilon$ -edge LDP.

For example, let  $f_{deg} : \{0, 1\}^n \rightarrow \mathbb{R}$  be a degree function that takes  $\mathbf{a}_i$  as input and outputs the number of 1s in  $\mathbf{a}_i$ . Then, changing one bit in  $\mathbf{a}_i$  will change  $f_{deg}(\mathbf{a}_i)$  by at most 1. Thus, the global sensitivity  $GS_{f_{deg}}$  of  $f_{deg}$  is 1, and adding  $\text{Lap}(\frac{1}{\varepsilon})$  to  $f_{deg}$  provides  $\varepsilon$ -edge LDP.

### 3.3 Graph Neural Networks

**Graph Classification.** We focus on graph classification as a task of GNNs. The goal of graph classification is to predict a label of the entire graph, e.g., type of community, type of online discussion (i.e., subreddit [6]), and music genre users in the graph are interested in.

More specifically, we are given multiple graphs, some of which have a label. Let  $\mathcal{G}_l = \{G_1, \dots, G_{|\mathcal{G}_l|}\} \subseteq \mathcal{G}$  be the set of labeled graphs, and  $\mathcal{G}_u = \{G_{|\mathcal{G}_l|+1}, \dots, G_{|\mathcal{G}_l|+|\mathcal{G}_u|}\} \subseteq \mathcal{G}$  be the set of unlabeled graphs. Graph classification is a task that finds a mapping function  $\phi$  that takes a graph  $G \in \mathcal{G}$  as input and outputs a label  $\phi(G)$ . We train a mapping function  $\phi$  from labeled graphs  $\mathcal{G}_l$ . Then, we can predict labels for unlabeled graphs using the trained function  $\phi$ .

The GNN is a machine learning model useful for graph classification. Given a graph  $G \in \mathcal{G}$ , the GNN calculates a feature vector  $h_G$  of the entire graph  $G$ . Then it predicts a label based on  $h_G$ , e.g., by a softmax layer. Thus, the calculation of the feature vector  $h_G$  is crucial in the GNN. Below, we explain how to calculate  $h_G$  in the GNN.

**General GNN Model.** Most GNNs use a neighborhood aggregation strategy, which updates a node feature of each node  $v_i$  by aggregating node features of adjacent nodes  $\mathcal{N}(v_i)$  and combining them [25, 43]. Specifically, each layer in a GNN has an aggregate function and a combine (or update) function. For  $k \in \mathbb{Z}_{\geq 0}$ , let  $h_i^{(k)}$  be a feature vector of  $v_i$  at the  $k$ -th layer. We initialize the feature vector by  $h_i^{(0)} = X_i$ .

At the  $k$ -th layer, we calculate  $h_i^{(k)}$  as follows:

$$m_i^{(k)} = \text{AGGREGATE}^{(k)}(\{h_j^{(k-1)} : v_j \in \mathcal{N}(v_i)\}) \quad (3)$$

$$h_i^{(k)} = \text{COMBINE}^{(k)}(h_i^{(k-1)}, m_i^{(k)}). \quad (4)$$

$\text{AGGREGATE}^{(k)}$  is an aggregate function that takes feature vectors  $h_j^{(k-1)}$  of adjacent nodes  $\mathcal{N}(v_i)$  as input and outputs a message  $m_i^{(k)}$  for user  $v_i$ . Examples of  $\text{AGGREGATE}^{(k)}$  include a sum [66], mean [28, 40], and max [28].  $\text{COMBINE}^{(k)}$  is a combine function that takes a feature vector  $h_i^{(k-1)}$  of  $v_i$  and the message  $m_i^{(k)}$  as input and outputs a new feature vector  $h_i^{(k)}$ . Examples of  $\text{COMBINE}^{(k)}$  include one-layer perceptrons [28] and MLPs (Multi-Layer Perceptrons) [66].

For graph classification, the GNN outputs a feature vector of the entire graph. Let  $h_G$  be the feature vector of the graph  $G$ . Many GNN models calculate  $h_G$  by aggregating feature vectors  $h_i^{(K)}$  of the final iteration  $K \in \mathbb{N}$  as follows:

$$h_G = \text{READOUT}(\{h_i^{(K)} : v_i \in V\}). \quad (5)$$

READOUT is a readout function, such as a sum [66], mean [66], and hierarchical graph pooling [72].

**GIN.** The GIN (Graph Isomorphism Network) [66] is a state-of-the-art GNN model. Unlike most GNN models, the GIN is theoretically motivated. Specifically, the GIN is the most powerful in the graph isomorphism problem – it is shown in [66] that GNNs are at most as powerful as the WL (Weisfeiler-Lehman) test and that the GIN is as powerful as the WL test. It is also empirically shown that the GIN significantly outperforms other GNN models (e.g., GCN [40] and GraphSAGE [28]) in graph classification.

In particular, it is shown that when all nodes have the same feature vector, GNN models with a mean or max aggregate function (e.g., GCN and GraphSAGE) fail to distinguish any graph structures and do not perform better than random guessing. In contrast, the GIN provides high accuracy even in this case. For these reasons, we use the GIN as a GNN model.

The GIN calculates a feature vector  $h_i^{(k)}$  at the  $k$ -th layer as follows:

$$h_i^{(k)} = \text{MLP}^{(k)} \left( (1 + \eta^{(k)}) h_i^{(k-1)} + \sum_{v_j \in \mathcal{N}(v_i)} h_j^{(k-1)} \right), \quad (6)$$

where  $\text{MLP}^{(k)}$  is multi-layer perceptrons and  $\eta^{(k)}$  is a learnable parameter or fixed scalar. In other words, the GIN instantiates (3) and (4) with (6). Xu *et al.* [66] shows that the GIN provides the best classification accuracy when  $\eta = 0$ . In our experiments, we also set  $\eta = 0$ .

After calculating the feature vector  $h_i^{(k)}$  of user  $v_i$ , the GIN calculates a feature vector  $h_G$  of the graph  $G$  as follows:

$$h_G = \text{CONCAT}(\text{READOUT}(\{h_i^{(k)} : v_i \in V\}) | 0 \leq k \leq K), \quad (7)$$

where CONCAT is a concatenation function. In other words, the GIN replaces (5) with graph feature vectors concatenated across all iterations. Here, it uses graph feature vectors from earlier iterations because they may generalize better.

## 4 DEGREE-PRESERVING RANDOMIZED RESPONSE

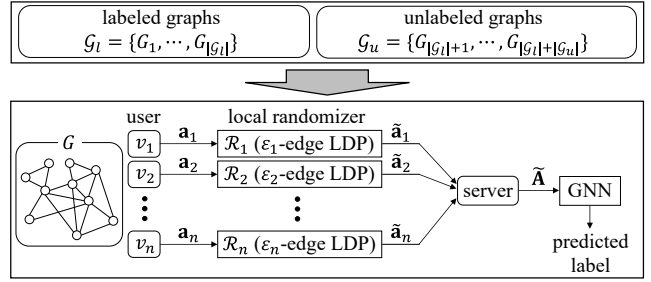
We propose a local randomizer that provides LDP for edges in the original graph while keeping high classification accuracy in GNNs. A simple way to provide LDP for edges is to use Warner’s RR (Randomized Response) [60] to each bit of a neighbor list. However, it suffers from low classification accuracy because the RR makes a sparse graph dense and destroys a graph structure, as explained in Section 1. To address this issue, we propose a local randomizer called the *DPRR* (*Degree-Preserving Randomized Response*), which provides edge LDP while preserving each user’s degree.

Section 4.1 explains a system model assumed in our work. Section 4.2 proposes the DPRR. Finally, Section 4.3 shows some theoretical properties of the DPRR.

### 4.1 System Model

Figure 1 shows a system model assumed in this paper. First of all, we assume that there are multiple social graphs, some of which have a label. We can consider several practical scenarios for this.

For example, some social networks (e.g., Reddit [6]) provide online discussion threads. In this case, each discussion thread can be



**Figure 1: System model.** For each graph  $G$ , users  $v_1, \dots, v_n$  send their noisy neighbor lists  $\tilde{a}_1, \dots, \tilde{a}_n$  providing edge LDP. Then, the server calculates a noisy adjacency matrix  $\tilde{A}$  corresponding to  $\tilde{a}_1, \dots, \tilde{a}_n$ . The server trains the GNN using matrices  $\tilde{A}$  of labeled graphs and predicts a label for each unlabeled graph using its matrix  $\tilde{A}$  and the trained GNN.

represented as a graph, where an edge represents that a conversation happens between two users, and a label represents a category (e.g., subreddit) of the thread. The REDDIT-MULTI-5K and REDDIT-BINARY [67] are real datasets in this scenario and are used in our experiments.

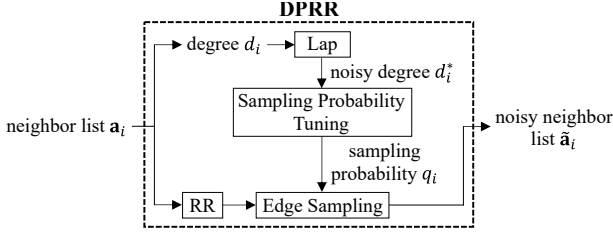
For another example, we can consider multiple decentralized SNSs, as described in Section 1. Some SNSs may have a topic, such as music, game, food, and business [4, 5, 7]. In this scenario, each SNS corresponds to a graph, and a label represents a topic.

Based on the labeled and unlabeled social graphs, we perform graph classification privately. Specifically, for each graph  $G = (V, E)$ , each user  $v_i \in V$  obfuscates her neighbor list  $a_i \in \{0, 1\}^n$  using a local randomizer  $\mathcal{R}_i$  providing  $\epsilon_i$ -edge LDP and sends her noisy neighbor lists  $\tilde{a}_i \in \{0, 1\}^n$  to a server. Then, the server calculates a noisy adjacency matrix  $\tilde{A} \in \{0, 1\}^{n \times n}$  corresponding to  $\tilde{a}_1, \dots, \tilde{a}_n$ . The server trains the GNN using noisy adjacency matrices  $\tilde{A}$  of labeled graphs. Then, the server predicts a label for each unlabeled graph based on its noisy adjacency matrix  $\tilde{A}$  and the trained GNN.

Note that we consider a personalized setting [36, 46], where each user  $v_i$  can set her privacy budget  $\epsilon_i$ . In particular, we consider the following two basic settings:

- **Common Setting.** In this setting, all users adopt the same privacy budget  $\epsilon$ , i.e.,  $\epsilon = \epsilon_1 = \epsilon_2 = \dots = \epsilon_n$ . This is a scenario assumed in most studies on DP. By Proposition 1, a tuple of local randomizers  $(\mathcal{R}_1, \dots, \mathcal{R}_n)$  provides  $2\epsilon$ -relationship DP in the common setting when the graph  $G$  is undirected.
- **Customized Setting.** In this setting, some private users adopt a small privacy budget (e.g.,  $\epsilon = 1$ ) and other non-private users make their neighbor lists public (i.e.,  $\epsilon = \infty$ ). This is similar to Facebook’s custom privacy setting. Specifically, in Facebook, each user  $v_i$  can change her setting so that no one (except for the server) can see  $a_i$ . User  $v_i$  can also change her setting so that  $a_i$  is public. Our setting is stronger than Facebook’s setting in that a private user  $v_i$  hides  $a_i$  even from the server.

Some studies [9, 47] define high-low LDP (HLLDP), where a small privacy budget  $\epsilon$  is assigned to sensitive input values (e.g., hospitals,



**Figure 2: Overview of the DPRR (Degree-Preserving Randomized Response).**

homes) and  $\varepsilon = \infty$  is assigned to non-sensitive input values (e.g., parks). Our customized setting is different from HLLDP in that different privacy budgets are assigned to different users rather than different input values.

**Remark on the Customized Setting.** Recall that in an undirected graph, even if  $v_i$  hides her neighbor list  $\mathbf{a}_i$ , her edge with  $v_j$  can be disclosed when  $v_j$  makes  $\mathbf{a}_j$  public. In other words, a tuple of local randomizers  $(\mathcal{R}_1, \dots, \mathcal{R}_n)$  does not provide relationship DP in the customized setting where one or more users are non-private.

However, the customized setting still makes sense because it is a stronger version of Facebook’s custom privacy setting; i.e., both our customized setting and Facebook’s setting allow the disclosure of  $\mathbf{a}_i$  of non-private users<sup>1</sup>, and our customized setting hides  $\mathbf{a}_i$  of private users even from the server. In our customized setting, even if  $k \in \mathbb{N}$  friends are non-private, only  $k$  edges with them will be disclosed. All edges between private users will be kept secret, even from the server.

In our experiments, we show that our DPRR is effective in both common and customized settings.

## 4.2 Algorithm

**Algorithm Overview.** Figure 2 shows the overview of our DPRR, which takes a neighbor list  $\mathbf{a}_i$  of user  $v_i$  as input and outputs a noisy neighbor list  $\tilde{\mathbf{a}}_i \in \{0, 1\}^n$ .

To avoid a dense noisy graph, we use edge sampling [11, 15, 22, 33, 61], which randomly samples 1s (edges), after Warner’s RR. Here, the degree information of each user is especially important in GNNs because it represents the number of adjacent nodes in the aggregate step. Thus, we carefully tune the sampling probability of each user so that the number of 1s in  $\tilde{\mathbf{a}}_i$  is close to the original degree  $d_i (= \|\mathbf{a}_i\|_1)$ .

Note that we cannot use  $d_i$  itself to tune the sampling probability, because  $d_i$  leaks the information about edges of  $v_i$ . To address this issue, we tune the sampling probability by replacing  $d_i$  with a private estimate of  $d_i$  providing edge LDP. This method is called a *plug-in estimator* in statistics [26, 42]. Both the RR and the private estimate of  $d_i$  provide edge LDP. Thus, by the (general) sequential composition [41], the noisy neighbor list  $\tilde{\mathbf{a}}_i$  is also protected with edge LDP.

Specifically, the DPRR works as follows. We first calculate a degree  $d_i$  from the neighbor list  $\mathbf{a}_i$  and add the Laplacian noise

to the degree  $d_i$ . Consequently, we obtain a noisy degree (private estimate)  $d_i^* \in \mathbb{R}$  with edge LDP. Then, we tune the sampling probability  $q_i \in [0, 1]$  using  $d_i^*$  so that the expected number of 1s in  $\tilde{\mathbf{a}}_i$  is equal to  $d_i$ . Finally, we apply Warner’s RR to  $\mathbf{a}_i$  and then sample 1s with the sampling probability  $q_i$ . As a result, we obtain the noisy neighbor list  $\tilde{\mathbf{a}}_i$  that preserves the degree information of user  $v_i$  under edge LDP.

Our DPRR can be applied to any unattributed graphs. Xu *et al.* [66] show the effectiveness of the GIN using unattributed social graphs. We show that the DPRR achieves high accuracy under edge LDP with a small privacy budget using four unattributed graph datasets.

Our DPRR can also be applied to attributed graphs. By using the DPRR in conjunction with an LDP mechanism for node feature vectors [56], we can provide LDP in total. The LDP mechanism in [56] achieves classification accuracy close to a non-private mechanism with a small privacy budget, e.g.,  $\varepsilon = 1$ . Thus, we can provide LDP for both feature vectors and edges with a small privacy budget in total.

**Technical Novelty.** As described in Section 2, the technical novelty of our DPRR lies in the strategic sampling technique to improve both the accuracy and efficiency; again, the novelty of our strategic sampling technique is not limited to the privacy literature.

Imola *et al.* [33] propose the ARR (Asymmetric RR), which uses Warner’s RR followed by edge sampling. Although the DPRR also uses the RR and edge sampling, it differs from the ARR in two ways.

First, the ARR uses a sampling probability common to all users, i.e.,  $q_1 = q_2 = \dots = q_n$ . In this case, a graph structure is significantly lost because the sampling probability does not depend on the user. Specifically, Warner’s RR makes a sparse graph dense and destroys a graph structure. The graph structure remains destroyed even after sampling edges with the same probability. In contrast, our DPRR uses a *user-dependent sampling probability* and does not suffer from this issue.

Second, the ARR manually sets the sampling probability. In contrast, our DPRR *automatically* tunes the sampling probability based on a plug-in estimator to preserve the degree information under edge LDP. We also theoretically show the degree-preserving property of the DPRR (see Section 4.3).

Thanks to the user-dependent sampling probability and automatic tuning, the DPRR preserves the graph structure of the original graph. Consequently, the DPRR achieves high classification accuracy, as shown in our experiments. It also significantly reduces both time and space complexity, as shown in Section 4.3 and our experiments.

**Algorithm Details.** Algorithm 1 shows an algorithm for the DPRR. It assigns privacy budgets  $\varepsilon_1, \varepsilon_2 \in \mathbb{R}$  to the Laplacian noise and RR, respectively.

First, we add the Laplacian noise  $\text{Lap}(\frac{1}{\varepsilon_1})$  to a degree  $d_i (= \|\mathbf{a}_i\|_1)$  of user  $v_i$  to obtain a noisy degree  $d_i^* \in \mathbb{R}$  (lines 1-2). Then we tune the sampling probability  $q_i$  as follows:

$$q_i = \frac{d_i^*}{d_i^* (2p - 1) + (n - 1)(1 - p)}, \quad (8)$$

<sup>1</sup>We also note that the non-private users  $v_i$  may disclose  $\mathbf{a}_i$  outside of the SNS, e.g., on their personal websites. There is no way to prevent this disclosure on the SNS side. The only way to prevent this is to ask  $v_i$  not to reveal  $\mathbf{a}_i$ .

---

**Algorithm 1** Degree-Preserving Randomized Response
 

---

**Input:** neighbor list  $\mathbf{a}_i \in \{0, 1\}^n$ ,  $\varepsilon_1, \varepsilon_2 \in \mathbb{R}_{\geq 0}$

**Output:** noisy neighbor list  $\tilde{\mathbf{a}}_i \in \{0, 1\}^n$

```

1:  $d_i \leftarrow \|\mathbf{a}_i\|_1$ 
2:  $d_i^* \leftarrow d_i + \text{Lap}(\frac{1}{\varepsilon_1})$ 
3:  $p \leftarrow \frac{e^{\varepsilon_2}}{e^{\varepsilon_2} + 1}$ 
4:  $q_i \leftarrow \frac{d_i^*}{d_i^*(2p-1) + (n-1)(1-p)}$ 
5:  $q_i \leftarrow \text{Proj}(q_i)$ 
6:  $\tilde{\mathbf{a}}_i \leftarrow \text{RR}(\mathbf{a}_i, p)$ 
7:  $\tilde{\mathbf{a}}_i \leftarrow \text{EdgeSampling}(\tilde{\mathbf{a}}_i, q_i)$ 
8: return  $\tilde{\mathbf{a}}_i$ 

```

---

where  $p = \frac{e^{\varepsilon_2}}{e^{\varepsilon_2} + 1}$  (lines 3-4).  $p$  represents the probability that Warner’s RR sends an input value as is; i.e., it flips 0/1 with probability  $1 - p$ . In Section 4.3, we explain that each user’s degree is preserved by setting  $q_i$  by (8).

Note that there is a small probability that  $q_i$  in (8) is outside of  $[0, 1]$ . Thus, we call the Proj function, which projects  $q_i$  onto  $[0, 1]$ ; i.e., if  $q_i < 0$  (resp.  $q_i > 1$ ), then we set  $q_i = 0$  (resp.  $q_i = 1$ ) (line 5).

Next, we apply Warner’s RR to a neighbor list  $\mathbf{a}_i$  of  $v_i$ . Specifically, we call the RR function, which takes  $\mathbf{a}_i$  and  $p$  as input and outputs  $\tilde{\mathbf{a}}_i \in \{0, 1\}^n$  by sending each bit as is with probability  $p$  (line 6). Finally, we apply edge sampling to  $\tilde{\mathbf{a}}_i$ . Specifically, we call the EdgeSampling function, which randomly samples each 1 (edge) with probability  $q_i$  (line 7).

In summary, we output  $\tilde{\mathbf{a}}_i$  by the RR and edge sampling with the following probability:

$$\Pr(\tilde{a}_{i,j} = 1) = \begin{cases} pq_i & (\text{if } a_{i,j} = 1) \\ (1-p)q_i & (\text{otherwise}), \end{cases} \quad (9)$$

where  $\tilde{a}_{i,j} \in \{0, 1\}$  is the  $j$ -th element of  $\tilde{\mathbf{a}}_i$  ( $i \neq j$ ).

### 4.3 Theoretical Properties

**Privacy.** Below, we show the privacy property of the DPRR.

**PROPOSITION 2.** *The DPRR (Algorithm 1) provides  $(\varepsilon_1 + \varepsilon_2)$ -edge LDP.*

The proof is given in Appendix A. Because DP is immune to post-processing [21], the feature vectors  $X_1, \dots, X_n$  (e.g., degrees [66]) calculated from the noisy adjacency matrix  $\tilde{\mathbf{A}}$  also provides  $(\varepsilon_1 + \varepsilon_2)$ -edge LDP. The GNN model trained from  $X_1, \dots, X_n$  and  $\tilde{\mathbf{A}}$  provides  $(\varepsilon_1 + \varepsilon_2)$ -edge LDP as well.

**Degree Preservation.** Next, we show the degree preservation property of the DPRR.

**PROPOSITION 3.** *Let  $\tilde{d}_i \in \mathbb{Z}_{\geq 0}$  be the number of 1s in the noisy neighbor list  $\tilde{\mathbf{a}}_i$  in the DPRR (Algorithm 1), i.e.,  $\tilde{d}_i = \|\tilde{\mathbf{a}}_i\|_1$ . Then, we have*

$$\mathbb{E}_{\text{RR,Smpl}}[\tilde{d}_i] = (d_i(2p-1) + (n-1)(1-p))q_i, \quad (10)$$

where the expectation  $\mathbb{E}_{\text{RR,Smpl}}$  is taken over the randomness in Warner’s RR and the edge sampling.

The proof is given in Appendix B. By Proposition 3, the expectation of the noisy degree  $\tilde{d}_i$  is equal to the original degree  $d_i$  (i.e.,

**Table 2: Time and space complexity of three LDP algorithms. See Section 5.1 for details of LocalLap.**

Algorithm	Time (Each User)	Time (Server)	Space (Each User)	Space (Server)
DPRR	$O(n)$	$O( E )$	$O(n)$	$O( E )$
RR	$O(n)$	$O(n^2)$	$O(n)$	$O(n^2)$
LocalLap	$O(n)$	$O( E )$	$O(n)$	$O( E )$

$\mathbb{E}_{\text{RR,Smpl}}[\tilde{d}_i] = d_i$ ) if we set the sampling probability  $q_i$  as follows:

$$q_i = \frac{d_i}{d_i(2p-1) + (n-1)(1-p)}. \quad (11)$$

However, we cannot set  $q_i$  by (11) in practice, because we cannot use the original degree  $d_i$  to tune  $q_i$  (otherwise, we violate the guarantee of edge LDP), as explained in Section 4.2.

Thus, we replace  $d_i$  with its private estimate  $d_i^*$  and set  $q_i$  by (8), i.e., plug-in estimator [26, 42]. We can also show that the expectation of  $\tilde{d}_i$  approximates  $d_i$  in this case. Specifically, real social graphs are sparse in practice, which means that  $d_i, d_i^* \ll n$  holds for the vast majority of nodes. In addition,  $p = \frac{e^{\varepsilon_2}}{e^{\varepsilon_2} + 1}$  is not close to 1 when  $\varepsilon_2$  is small, e.g.,  $p = 0.73$  when  $\varepsilon_2 = 1$ . We are interested in such a value of  $p$ ; otherwise, we cannot provide edge privacy. Then, by (8) and (10), we have

$$\begin{aligned} \mathbb{E}_{\text{Lap,RR,Smpl}}[\tilde{d}_i] &\approx \mathbb{E}_{\text{Lap}} \left[ (n-1)(1-p) \frac{d_i^*}{(n-1)(1-p)} \right] \\ &= \mathbb{E}_{\text{Lap}}[d_i^*] \\ &= d_i, \end{aligned} \quad (12)$$

where the expectation  $\mathbb{E}_{\text{Lap,RR,Smpl}}$  is taken over the randomness in the Laplacian noise, Warner’s RR, and the edge sampling, and  $\mathbb{E}_{\text{Lap}}$  is taken over the randomness in the Laplacian noise. Note that  $\tilde{d}_i$  also depends on the randomness in the Laplacian noise because  $q_i$  in (8) depends on it.

By (12), our DPRR approximately preserves each user’s degree. We also show the degree-preserving property of the DPRR through experiments.

**Time and Space Complexity.** Finally, we show that our DPRR has much smaller time and space complexity than Warner’s RR.

Table 2 shows the time and space complexity of three LDP algorithms: the DPRR, Warner’s RR applied to each bit of the adjacency matrix  $\mathbf{A}$ , and a local model version of LAPGRAPH [63] (LocalLap). We introduce an algorithm for LocalLap in Section 5.1. In Table 2, we assume that the server runs efficient GNN algorithms whose time complexity is linear in the number of edges, e.g., GIN [66], GCN [40], and GraphSAGE [28]. Some of the other GNN algorithms are less efficient; see [65] for details.

Table 2 shows that the time and space complexity on the server side is  $O(n^2)$  in Warner’s RR. This is because Warner’s RR makes a graph dense; i.e.,  $|\tilde{\mathbf{A}}| = O(n^2)$ . In contrast, the DPRR preserves each user’s degree information, and consequently,  $|\tilde{\mathbf{A}}| = O(|E|)$ , where  $|E|$  is the number of edges in the original graph  $G$ . Therefore, the DPRR has the time and space complexity of  $O(|E|)$  on the server side. Since  $|E| \ll n^2$  in practice, the DPRR is much more efficient than the RR.

**Table 3: Statistics of graph datasets. “#nodes” represents the number of nodes in a single graph.**

Dataset	#graphs	#classes	#nodes (max)	#nodes (avg)	#nodes (min)	degree (max)	degree (avg)	degree (min)
REDDIT-MULTI-5K	4999	5	3782	508.5	6	2011	2.34	0
REDDIT-BINARY	2000	2	3648	429.6	22	3062	2.32	0
Github StarGazers	12725	2	957	113.8	10	755	4.12	1
Twitch Egos	127094	2	52	29.7	14	51	5.84	1

For example, the Orkut social network [68] includes 3072441 nodes and 117185083 edges. The RR needs a memory size of 1 TB for this graph. In contrast, the memory size of the DPRR is only about 30 MB, which is much smaller than that of the RR. In our experiments, we also show that the DPRR needs much less time for both training and classification.

LocalLap has the same time and space complexity as the DPRR. In our experiments, we show that our DPRR significantly outperforms LocalLap in terms of accuracy.

Note that each user’s time and space complexity is much smaller than the server’s. Specifically, all of the DPRR, RR, and LocalLap have the time and space complexity of  $O(n)$  because the length of each user’s neighbor list is  $O(n)$ .

## 5 EXPERIMENTAL EVALUATION

Based on the theoretical properties of our DPRR in Section 4.3, we pose the following research questions:

- RQ1.** How does our DPRR compare with other private algorithms in terms of accuracy and time complexity?
- RQ2.** How accurate is our DPRR compared to a non-private algorithm?
- RQ3.** How much does our DPRR preserve each user’s degree information?

We conducted experiments to answer these questions. Section 5.1 explains our experimental set-up. Section 5.2 shows our experimental results.

### 5.1 Experimental Set-Up

**Dataset.** We used the following four unattributed social graph datasets:

- **REDDIT-MULTI-5K.** REDDIT-MULTI-5K [67] is a graph dataset in Reddit [6], where each graph represents an online discussion thread. An edge between two nodes represents that a conversation happens between the two users. A label represents the type of subreddit, and there are five subreddits: worldnews, videos, AdviceAnimals, aww, and mildlyinteresting.
- **REDDIT-BINARY.** REDDIT-BINARY [67] is a social graph dataset in Reddit. The difference from REDDIT-MULTI-5K lies in labels. In REDDIT-BINARY, a label represents a type of community, and there are two types of communities: a question/answer-based community and a discussion-based community.
- **Github StarGazers.** Github StarGazers [55] includes a social network of developers who starred popular machine learning and web development repositories until August

2019. A node represents a user, and an edge represents a follower relationship. A label represents the type of repository: machine learning or web.

- **Twitch Egos.** Twitch Egos [55] includes ego-nets of users who participated in the partnership program in April 2018. A node represents a user, and an edge represents friendship. A label represents whether the central gamer (ego user) plays a single game or multiple games.

Table 3 shows statistics of each graph dataset. Twitch Egos is the densest dataset in that the average number of nodes is only 5 (= 29.7/5.84) times larger than the average degree.

Following [24, 66], we used a constant value as  $X_i$ . In this case, some GNN models such as GCN [40] and GraphSAGE [28] do not perform better than random guessing, as shown in [66].

**LDP Algorithms.** As described in Section 4.1, we used an edge LDP algorithm with the privacy budget  $\epsilon$  for all users in the common setting and private users in the customized setting. For a non-private user  $v_i$  in the customized setting, we used a non-private algorithm that outputs the original neighbor list  $\mathbf{a}_i$  without adding any noise.

For comparison, we evaluated the following four private algorithms:

- **DPRR.** Our proposed algorithm providing  $\epsilon$ -edge LDP, where  $\epsilon = \epsilon_1 + \epsilon_2$  (Algorithm 1). Because a degree  $d_i$  of user  $v_i$  has a very small sensitivity ( $= 1$ ), we set privacy budget  $\epsilon_1$  for  $d_i$  to a small value. Specifically, we set  $\epsilon_1 = \frac{\epsilon}{10}$  and  $\epsilon_2 = \frac{9\epsilon}{10}$ .
- **RR.** Warner’s RR for each bit of the neighbor list [32, 33, 53, 69, 70]. It flips each 0/1 with probability  $\frac{1}{e^\epsilon + 1}$ . It provides  $\epsilon$ -edge LDP.
- **LocalLap.** A local model version of LAPGRAPH [63]. LAPGRAPH is an algorithm providing edge DP in the centralized model. Specifically, LAPGRAPH adds  $\text{Lap}(\frac{1}{\epsilon_1})$  to the total number of edges in a graph  $G$ . Then it adds  $\text{Lap}(\frac{1}{\epsilon_2})$  to the upper-triangular part of  $\mathbf{A}$  and selects  $T$  largest elements (edges), where  $T$  is the noisy number of edges. Finally, it outputs a noisy graph with the selected edges. LAPGRAPH cannot be directly used in the local model, as it needs the total number of edges in  $G$  as input. Thus, we modified LAPGRAPH so that each user  $v_i$  sends a noisy degree  $d_i^* (= d_i + \text{Lap}(\frac{1}{\epsilon_1}))$  to the server (as in Algorithm 1) and the server calculates the noisy number  $T$  of edges as:  $T = (\sum_{i=1}^n d_i^*)/2$ . Algorithm 2 shows LocalLap, where  $[v_i]$  and  $[s]$  represent that the process is run by user  $v_i$  and the server, respectively. This algorithm provides  $\epsilon$ -edge LDP, where  $\epsilon = \epsilon_1 + \epsilon_2$ . As with DPRR, we set  $\epsilon_1 = \frac{\epsilon}{10}$  and  $\epsilon_2 = \frac{9\epsilon}{10}$ .
- **NonPriv-Part.** An algorithm that discards friend lists of private users and uses only friend lists of non-private users.



---

**Algorithm 2** LocalLap (Local LAPGRAPH)

---

**Input:** neighbor lists  $\mathbf{a}_1, \dots, \mathbf{a}_n \in \{0, 1\}^n$ ,  $\varepsilon_1, \varepsilon_2 \in \mathbb{R}_{\geq 0}$

**Output:** noisy neighbor lists  $\tilde{\mathbf{a}}_1, \dots, \tilde{\mathbf{a}}_n \in \{0, 1\}^n$

```
1: for  $i = 1$  to  $n$  do
2:    $[v_i] d_i \leftarrow \|\mathbf{a}_i\|_1$ 
3:    $[v_i] d_i^* \leftarrow d_i + \text{Lap}(\frac{1}{\varepsilon_1})$ 
4:   for  $j = i + 1$  to  $n$  do
5:      $[v_i] a_{i,j} \leftarrow a_{i,j} + \text{Lap}(\frac{1}{\varepsilon_2})$ 
6:   end for
7:    $[v_i]$  Upload  $d_i^*$  and  $(a_{i,i+1}, \dots, a_{i,n})$  to the server.
8: end for
9:  $[s] T \leftarrow (\sum_{i=1}^n d_i^*)/2$ 
10:  $[s] T \leftarrow \max\{T, 0\}$ ;  $T \leftarrow \min\{T, \frac{n(n-1)}{2}\}$ 
11:  $[s] S \leftarrow$  the indice set for the largest  $T$  elements in the upper-
    triangular part of  $\mathbf{A}$ 
12:  $[s] \tilde{\mathbf{a}}_1, \dots, \tilde{\mathbf{a}}_n \leftarrow \mathbf{0}$ 
13: for  $(i, j) \in S$  do
14:    $[s] \tilde{a}_{i,j} = \tilde{a}_{j,i} = 1$ 
15: end for
16: return  $\tilde{\mathbf{a}}_1, \dots, \tilde{\mathbf{a}}_n$ 
```

---

Specifically, it constructs a graph composed of only non-private users and uses it as input to GNN.

Note that NonPriv-Part is an algorithm in the customized setting and cannot be used in the common setting.

We also evaluated NonPriv-Full, a fully non-private algorithm that does not add any noise for all users. Note that NonPriv-Full does not protect privacy for private users, unlike the four private algorithms explained above. The accuracy of private algorithms is high if it is close to that of NonPriv-Full.

**GNN Models and Configurations.** As explained in Section 3.3, we used the GIN [66] as a GNN model. We used the implementation in [1].

We used the same parameters and configurations as [66]. Specifically, we set the parameter  $\eta$  in (6) to  $\eta = 0$  because it provides the best performance in [66]. We used the mean readout as a readout function. Following [66], we applied linear mapping and a dropout layer to a graph feature vector from each iteration. Then we summed up all the results to obtain the final score for classification; i.e., we used the sum as CONCAT in (7). All MLPs had two layers. We used the Adam optimizer. We applied Batch normalization to each hidden layer. The batch size was 64.

Following [24, 71], we tuned hyper-parameters via grid search. The hyper-parameters are: (i) the number of GNN layers  $\in \{1, 2, 3, 4\}$  (resp.  $\{2, 3, 4, 5\}$ ) in Github StarGazers and Twitch Egos (resp. REDDIT-MULTI-5K and REDDIT-BINARY); (ii) the number of hidden units  $\in \{16, 32, 64, 128\}$ ; (iii) the initial learning rate  $\in \{10^{-4}, 10^{-3}, 10^{-2}\}$ ; (iv) the dropout ratio  $\in \{0, 0.5\}$ .

**Training, Validation, and Testing Data.** For Github StarGazers and Twitch Egos, we followed [71] and randomly selected 65%, 15%, and 20% of the graphs for training, validation, and testing, respectively. For REDDIT-MULTI-5K and REDDIT-BINARY, we randomly selected 75%, 10%, and 15% for training, validation, and testing, respectively, as they have smaller numbers of graphs. We tuned the hyper-parameters explained above using the graphs for

validation. Then we trained the GNN using the training graphs. Here, following [24, 29], we applied early stopping. The training was stopped at 100 to 200 epochs in most cases (500 epochs at most). Finally, we evaluated the classification accuracy and AUC using the testing graphs. We attempted ten cases for randomly dividing graphs into training, validation, and test sets and evaluated the average classification accuracy and AUC over the ten cases.

## 5.2 Experimental Results

**Accuracy.** First, we compared the accuracy of our DPRR with that of the three baselines (RR, LocalLap, and NonPriv-Part). First, we randomly selected  $\alpha n$  users as non-private users, where  $\alpha$  is the proportion of non-private users. We set  $\varepsilon$  for private users to  $\varepsilon = 1$  and set  $\alpha$  to  $\alpha = 0, 0.1, 0.2$ , or  $0.5$ . The value  $\alpha = 0$  corresponds to the common setting, whereas the value  $\alpha = 0.1, 0.2$ , or  $0.5$  corresponds to the customized setting. Then, we set  $\alpha = 0$  (i.e., common setting) and set  $\varepsilon$  to  $\varepsilon = 0.2, 0.5, 1$ , or  $2$ .

Figures 3 and 4 show the results for different  $\alpha$  and  $\varepsilon$ , respectively. Here, a dashed line represents the accuracy of NonPriv-Full. Note that NonPriv-Full is equivalent to NonPriv-Part with  $\alpha = 1$ ; i.e., NonPriv-Full regards all users as non-private.

Figures 3 and 4 show that our DPRR provides the best (or almost the best) performance in all cases. The DPRR significantly outperforms the RR, especially in the customized setting where  $\alpha > 0$ . In REDDIT-MULTI-5K and REDDIT-BINARY, the accuracy of the RR is hardly increased with an increase in  $\alpha$ . This is because the RR makes friend lists of private users dense. This ruins the neighborhood aggregation for non-private users, especially in sparse graphs such as REDDIT-MULTI-5K and REDDIT-BINARY. In contrast, the accuracy of our DPRR dramatically increases with an increase in  $\alpha$ .

Note that the DPRR provides almost the same performance as the RR in Twitch Egos. There are two reasons for this. First, the average number of nodes in a graph is very small (only 29.7, as shown in Table 3). In this case, the Laplacian noise  $\text{Lap}(\frac{1}{\varepsilon_1})$  is large compared to each user’s degree, and consequently, the variance of the noisy degree  $\tilde{d}_i (= \|\tilde{\mathbf{a}}_i\|_1)$  is large. Second, graphs are dense in Twitch Egos. Consequently, the degree information of the noisy neighbor list is similar between the DPRR and RR, as shown later. However, we emphasize that the DPRR provides almost the best performance even in this dataset. The RR provides low accuracy in a sparse dataset such as REDDIT-MULTI-5K. In addition, the RR is inefficient, as shown later.

Figures 3 and 4 also show that our DPRR significantly outperforms LocalLap in all cases. One reason for this is that LocalLap does not preserve each user’s degree information, as shown later. Our DPRR also significantly outperforms NonPriv-Part, which means that the DPRR effectively uses friend lists of private users.

Moreover, our DPRR provides accuracy close to NonPriv-Full with a reasonable privacy budget. For example, when  $\varepsilon = 1$  and  $\alpha = 0.2$ , the difference in the classification accuracy or AUC is smaller than 0.1 or so in all datasets. These results demonstrate the effectiveness of the DPRR.

In our experiments, the proportion  $\alpha$  of non-private users is the same between training graphs and testing graphs. In practice,  $\alpha$  can be different between them. However, we note that we can make  $\alpha$  the same between training and testing graphs by adding DP noise

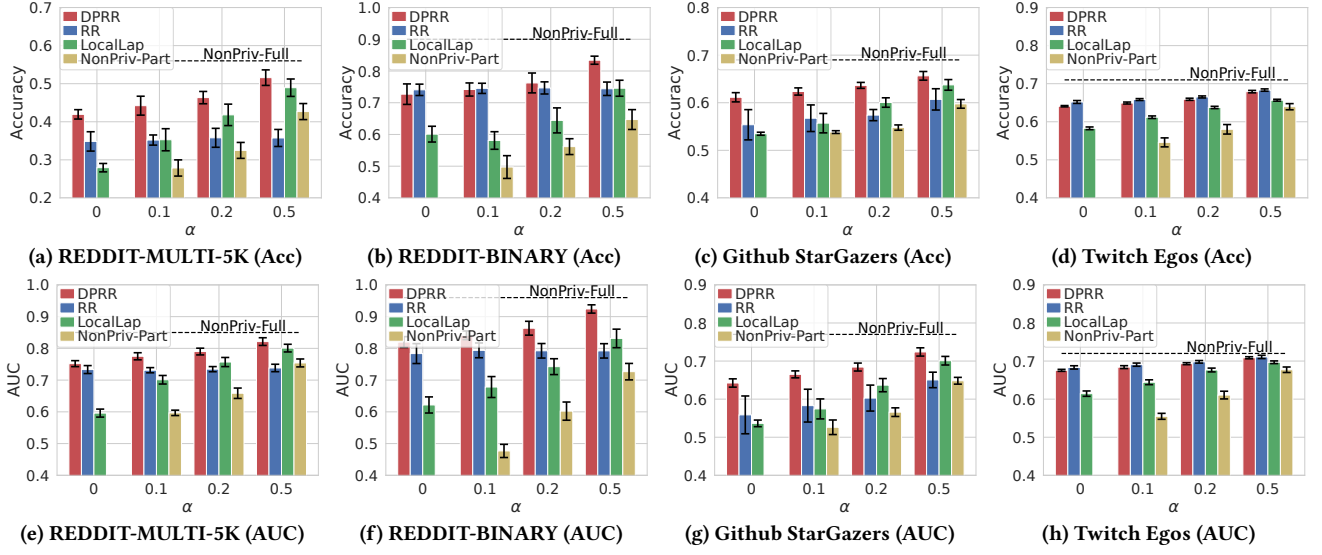


Figure 3: Classification accuracy and AUC for different  $\alpha$  ( $\epsilon = 1$ ). An error bar represents the standard deviation. Note that the RR is inefficient (cf. Table 2 and Figures 8 and 9). NonPriv-Full is a non-private algorithm.

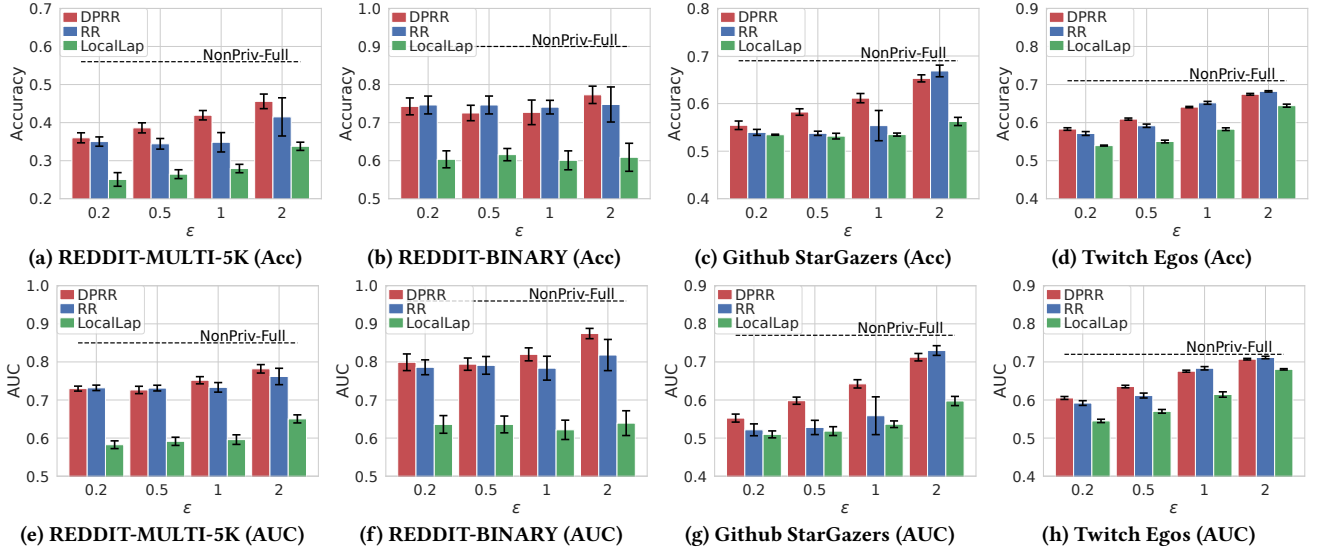


Figure 4: Classification accuracy and AUC for different  $\epsilon$  ( $\alpha = 0$ ). An error bar represents the standard deviation. Note that the RR is inefficient (cf. Table 2 and Figures 8 and 9). NonPriv-Full is a non-private algorithm.

for some non-private users. For example, assume that  $\alpha = 0.1$  in training graphs and  $\alpha = 0.2$  in testing graphs. By adding DP noise for some non-private users in the testing graphs, we can make  $\alpha = 0.1$  for both the training and testing graphs. Figure 3 shows that our DPRR is effective for all values of  $\alpha$  including  $\alpha = 0$ .

**Degree Preservation.** Next, we examined how well the DPRR preserves each user's degree information to explain the reason that the DPRR outperforms the RR and LocalLap. Figure 5 shows the relationship between each user  $v_i$ 's original degree  $d_i$  and noisy degree  $\tilde{d}_i$ . We also examined how the degree information of a graph

correlates with its type. Figure 6 shows a degree distribution (i.e., distribution of  $d_i$ ) for each graph type. Moreover, Figure 7 shows a distribution of the total degree in a graph for each graph type.

Figure 5 shows that the DPRR preserves the original degree very well in REDDIT-MULTI-5K, REDDIT-BINARY, and Github StarGazers. This holds especially when the original degree is small, e.g.,  $d_i < 500, 1000$ , and  $200$  in REDDIT-MULTI-5K, REDDIT-BINARY, and Github StarGazers, respectively. This is because the expectation of  $\tilde{d}_i$  is almost equal to  $d_i$  (see (12)) when  $d_i \ll n$ . In other words, the experimental results are consistent with our theoretical analysis. Moreover, Figure 6 shows that the original degree  $d_i$  is

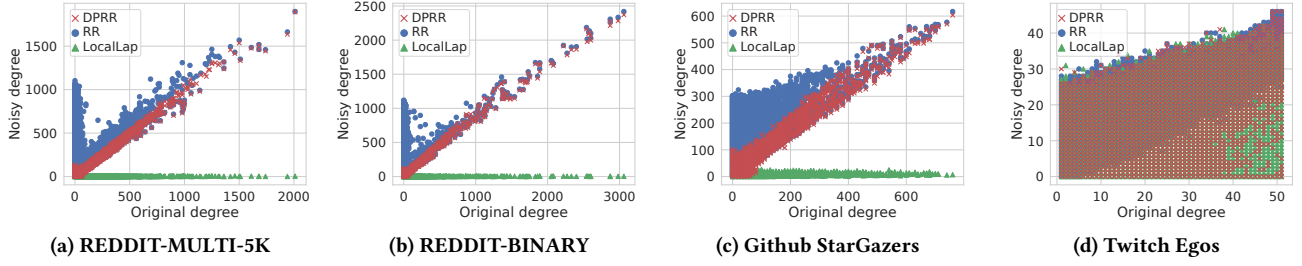


Figure 5: Relationship between original degree  $d_i$  and noisy degree  $\tilde{d}_i$ . Each point shows the result for one user.

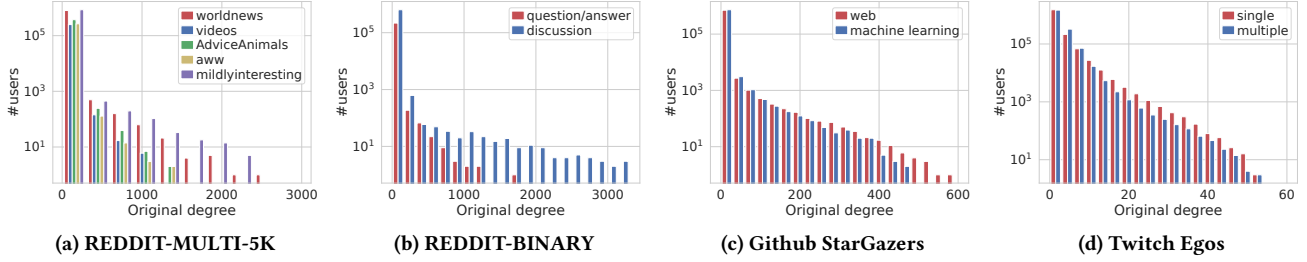


Figure 6: Distribution of each user's original degree  $d_i$ .

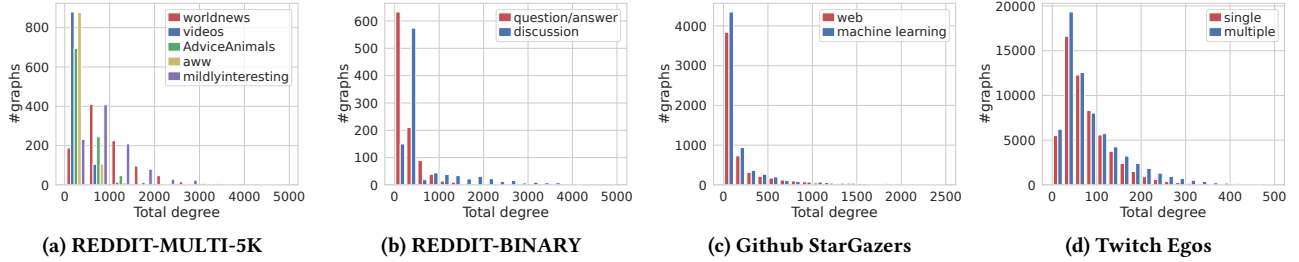


Figure 7: Distribution of the total degree in a graph for each graph type.

smaller than 200 in almost all cases in these three datasets. Thus,  $\tilde{d}_i \approx d_i$  holds for the vast majority of users in the DPRR.

Figure 5 also shows that the noisy degree  $\tilde{d}_i$  is slightly smaller than the original degree  $d_i$  when  $d_i$  is very large, e.g.,  $\tilde{d}_i$  is about 2000 when  $d_i = 2500$  in REDDIT-BINARY. We confirmed that  $d_i$  is close to  $n$  in this case. When  $d_i$  is close to  $n$ , Warner's RR makes the neighbor list  $\mathbf{a}_i$  sparse, and the sampling probability  $q_i$  in the DPRR is almost equal to 1. This explains the reason that  $\tilde{d}_i$  is slightly smaller than  $d_i$  and that  $\tilde{d}_i$  is almost the same between the DPRR and the RR. However, these dense users are rare, as shown in Figure 6.

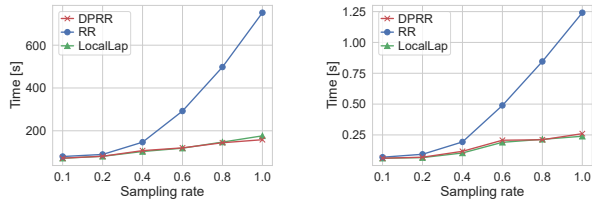
Figures 6 and 7 show that the degree information differs for each graph type. For example, in REDDIT-BINARY, the discussion-based community tends to have a larger degree than the question/answer-based community; i.e., the discussion-based community tends to attract more people.

Figure 5 shows that the RR and LocalLap do not preserve the degree information for the vast majority of users. The RR makes neighbor lists of these users dense and destroys the graph structure. LocalLap makes neighbor lists sparse, irrespective of the original degrees. In contrast, the DPRR preserves the degree information for these users. This result, along with Figures 6 and 7, explains

the reason that the DPRR significantly outperforms the RR and LocalLap.

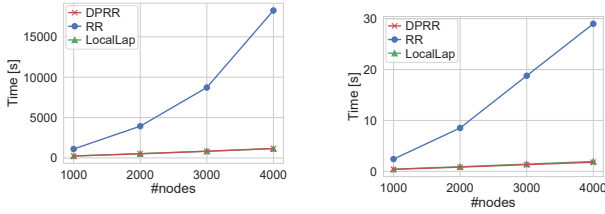
One exception is Twitch Egos, in which the DPRR does not preserve the degree information well. The reason for this is that the number of nodes in a graph is very small. In this case,  $\text{Lap}(\frac{1}{\epsilon_1})$  is large compared to the original degree  $d_i$  and causes a large variance of the noisy degree  $\tilde{d}_i$ . In addition, graphs are dense in this dataset, and consequently, the noisy degree is similar between the DPRR and RR. This explains the reason that both the DPRR and RR provide almost the best accuracy in this dataset.

**Training/Classification Time.** Finally, we measured the time for training and classification on the server side in the DPRR, RR, and LocalLap. Here, we used two datasets: REDDIT-BINARY and a synthetic graph dataset based on the BA (Barabási-Albert) model [12]. The BA model is a graph generation model that has a power-law degree distribution. It generates a synthetic graph by adding new nodes one by one. Each node has  $m \in \mathbb{N}$  new edges, and each edge is connected to an existing node with probability proportional to its degree. The average degree of the BA graph is  $2m$ . We used the NetworkX library [27] to generate the BA graph.

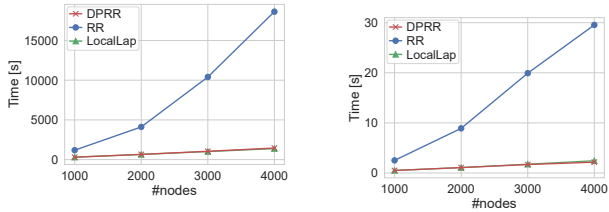


(a) Training time (per 100 epochs) (b) Classification time

Figure 8: Run time vs. sampling rate  $\gamma$  in REDDIT-BINARY.



(a) Training time (per 100 epochs,  $m = 3$ ) (b) Classification time ( $m = 3$ )



(c) Training time (per 100 epochs,  $m = 5$ ) (d) Classification time ( $m = 5$ )

Figure 9: Run time vs. #nodes  $n$  in the BA graphs.

For each dataset, we evaluated the relationship between the training/classification time and the graph size. Specifically, in REDDIT-BINARY, we used 75% of the graphs (i.e., 1500 graphs) and 15% of the graphs (i.e., 300 graphs) for training and classification, respectively, as explained in Section 5.1. For each graph, we randomly sampled  $\gamma n$  nodes, where  $\gamma \in [0, 1]$  is a sampling rate, and used a subgraph composed of the sampled nodes. In the BA graph dataset, we generated 1000 and 200 graphs for training and classification, respectively. We set  $m = 3$  or 5 and  $n = 1000, 2000, 3000$ , or 4000. We evaluated the relationship between the run time and  $\gamma$  (resp.  $n$ ) in REDDIT-BINARY (resp. BA graph dataset).

We measured the run time using a supercomputer in [2]. We used one computing node, which consists of two Intel Xeon Platinum 8360Y processors (2.4 GHz, 36 Cores) and 512 GiB main memory. For training, we measured the time to run 100 epochs because the training was stopped at 100 to 200 epochs in most cases, as described in Section 5.1. For classification, we measured the time to classify all graphs for classification. We used the implementation in [1] as a code of GNN. Note that the DPRR, RR, and LocalLap only differ in the input to GNN, and therefore the comparison is fair.

Figures 8 and 9 show the results. These figures show that the run time of the RR is large and almost quadratic in the graph size, i.e., the sampling rate  $\gamma$  in Figure 8 and the number  $n$  of nodes in Figure 9. In contrast, the run time of the DPRR and LocalLap is much smaller than the RR. Figure 9 shows that when the average degree is constant ( $= 2m$ ), the run time of the DPRR and LocalLap is almost linear in  $n$ . These results are consistent with Table 2.

We can also estimate the run time for larger  $n$  based on Figure 8. For example, Figure 8 (c) shows that when  $m = 5$  and  $n = 4000$ , the training time (per 100 epochs) of the RR and our DPRR is about 19000 and 1500 seconds, respectively. Thus, when  $m = 5$  and  $n = 40000$ , the training time of the RR and our DPRR is estimated to be about 21 days ( $= 19000 \times 10^2$  seconds) and 4 hours ( $= 1500 \times 10 / 3600$  seconds), respectively. Therefore, our DPRR is much more efficient and practical than the RR.

**Summary.** In summary, our answers to the three research questions at the beginning of Section 5 are as follows. [RQ1]: Our DPRR is much more efficient than the RR and provides higher accuracy than the RR, especially in the customized setting. Our DPRR also provides much higher accuracy than the other private baselines (LocalLap and NonPriv-Part) in terms of accuracy. [RQ2]: Our DPRR provides accuracy close to a non-private algorithm (NonPriv-Full) with a reasonable privacy budget, e.g.,  $\epsilon = 1$ . [RQ3]: Our DPRR preserves each user’s degree information very well, except for a small and dense graph dataset (Twitch Egos), whereas the RR and LocalLap do not. In addition, the degree information of a graph correlates with its type. These results explain the reason that the DPRR outperforms the RR and LocalLap in terms of accuracy.

## 6 CONCLUSION

In this paper, we proposed the DPRR to provide high accuracy in GNNs with a small privacy budget  $\epsilon$  in edge LDP. Our DPRR uses Warner’s RR followed by strategic edge sampling, where each user’s sampling probability is automatically tuned to preserve the degree information under edge LDP. We proved that the DPRR approximately preserves the degree information. Through experimental evaluation using four social graph datasets, we showed that the DPRR outperforms the three baselines (RR, LocalLap, and NonPriv-Part) in terms of accuracy. We also showed that the DPRR is much more efficient than the RR in that it needs much less time for training and classification and much less memory.

For future work, we would like to provide LDP for both edges and feature vectors in attributed graphs, e.g., by combining our DPRR with the algorithm in [56].

## REFERENCES

- [1] 2021. How Powerful are Graph Neural Networks? <https://github.com/weihua916/powerful-gnns>.
- [2] 2022. AI Bridging Cloud Infrastructure (ABCI). <https://abci.ai/>.
- [3] 2022. The diaspora\* Project. <https://diasporafoundation.org/>.
- [4] 2022. LinkedIn. <https://www.linkedin.com/company/social-network>.
- [5] 2022. Mastodon: Giving Social Networking back to You. <https://joinmastodon.org/>.
- [6] 2022. REDDIT. <https://www.reddit.com/>.
- [7] 2022. Smule. <https://www.smule.com/>.
- [8] 2023. Tools: DPRR-GNN. <https://github.com/DPRR-GNN/DPRR-GNN>.
- [9] Jayadev Acharya, Kallista Bonawitz, Peter Kairouz, Daniel Ramage, and Ziteng Sun. 2020. Context-Aware Local Differential Privacy. In *Proceedings of the 37th International Conference on Machine Learning ICML '20*. 52–62.

- [10] Jayadev Acharya, Ziteng Sun, and Huan Yu Zhang. 2019. Hadamard Response: Estimating Distributions Privately, Efficiently, and with Little Communication. In *Proceedings of the 22nd International Conference on Artificial Intelligence and Statistics (AISTATS'19)*. 1120–1129.
- [11] Nesreen K. Ahmed, Nick Duffield, Jennifer Neville, and Ramana Kompella. 2014. Graph Sample and Hold: A Framework for Big-Graph Analytics. In *Proceedings of the 20th ACM SIGKDD International Conference on Knowledge Discovery and Data Mining (KDD'14)*. 1446–1455.
- [12] Albert-László Barabási. 2016. *Network Science*. Cambridge University Press.
- [13] Raef Bassily, Kobbi Nissim, Uri Stemmer, and Abhradeep Thakurta. 2017. Practical Locally Private Heavy Hitters. In *Proceedings of the 31st Conference on Neural Information Processing Systems (NIPS'17)*. 2285–2293.
- [14] Raef Bassily and Adam Smith. 2015. Local, Private, Efficient Protocols for Succinct Histograms. In *Proceedings of the 47th annual ACM Symposium on Theory of Computing (STOC'15)*. 127–135.
- [15] Suman K. Bera and C. Seshadhri. 2020. How to Count Triangles, without Seeing the Whole Graph. In *Proceedings of the 26th ACM SIGKDD International Conference on Knowledge Discovery & Data Mining (KDD'20)*. 306–316.
- [16] Rosalie Chan. 2019. The Cambridge Analytica Whistleblower Explains How the Firm Used Facebook Data to Sway Elections. <https://www.businessinsider.com/cambridge-analytica-whistleblower-christopher-wylie-facebook-data-2019-10>.
- [17] Zhengdao Chen, Lisha Li, and Joan Bruna. 2019. Supervised Community Detection with Line Graph Neural Networks. In *Proceedings of the 7th International Conference on Learning Representations (ICLR'19)*. 1–24.
- [18] Ameaya Daigavane, Gagan Madan, Aditya Sinha, Abhradeep Guha Thakurta, Gaurav Aggarwal, and Prateek Jain. 2021. Node-Level Differentially Private Graph Neural Networks. *CoRR* 2111.15521 (2021). <https://arxiv.org/abs/2111.15521>
- [19] Bolin Ding, Janardhan Kulkarni, and Sergey Yekhanin. 2017. Collecting Telemetry Data Privately. In *Proceedings of the 31st Conference on Neural Information Processing Systems (NIPS'17)*. 3574–3583.
- [20] Cynthia Dwork. 2006. Differential Privacy. In *Proceedings of the 33rd international conference on Automata, Languages and Programming (ICALP'06)*. 1–12.
- [21] Cynthia Dwork and Aaron Roth. 2014. *The Algorithmic Foundations of Differential Privacy*. Now Publishers.
- [22] Talya Eden, Amit Levi, Dana Ron, and C. Seshadhri. 2015. Approximately Counting Triangles in Sublinear Time. In *Proceedings of the 2015 IEEE 56th Annual Symposium on Foundations of Computer Science (FOCS'15)*. 614–633.
- [23] Ulfar Erlingsson, Vasyl Pihur, and Aleksandra Korolova. 2014. RAPTOR: Randomized Aggregatable Privacy-Preserving Ordinal Response. In *Proceedings of the 2014 ACM SIGSAC Conference on Computer and Communications Security (CCS'14)*. 1054–1067.
- [24] Federico Errica, Marco Podda, Davide Bacciu, and Alessio Micheli. 2020. A Fair Comparison of Graph Neural Networks for Graph Classification. In *Proceedings of the 8th International Conference on Learning Representations (ICLR'20)*. 1–16.
- [25] Justin Gilmer, Samuel S. Schoenholz, Patrick F. Riley, Oriol Vinyals, and George E. Dahl. 2017. Neural Message Passing for Quantum Chemistry. In *Proceedings of the 34th International Conference on Machine Learning (ICML'17)*. 1263–1272.
- [26] Larry Goldstein and Karen Messer. 1992. Optimal Plug-in Estimators for Nonparametric Functional Estimation. *The Annals of Statistics* 20, 3 (1992), 1306–1328.
- [27] Aric Hagberg, Daniel A. Schult, and Pieter J. Swart. 2008. Exploring Network Structure, Dynamics, and Function Using NetworkX. In *Proceedings of the 7th Python in Science Conference (SciPy'08)*. 11–15.
- [28] William L. Hamilton, Rex Ying, and Jure Leskovec. 2017. Inductive Representation Learning on Large Graphs. In *Proceedings of the 31st Conference on Neural Information Processing Systems (NIPS'17)*. 1024–1034.
- [29] Kaveh Hassani. 2022. Cross-Domain Few-Shot Graph Classification. In *Proceedings of the 36th AAAI Conference on Artificial Intelligence (AAAI'22)*. <https://arxiv.org/abs/2201.08265>
- [30] Michael Hay, Chao Li, Jerome Miklau, and David Jensen. 2009. Accurate Estimation of the Degree Distribution of Private Networks. In *Proceedings of the 2009 Ninth IEEE International Conference on Data Mining (ICDM'09)*. 169–178.
- [31] Xinlei He, Jinyuan Jia, Michael Backes, Neil Zhenqiang Gong, and Yang Zhang. 2021. Stealing Links from Graph Neural Networks. In *Proceedings of the 30th Usenix Security Symposium (Usenix Security'21)*. 2669–2686.
- [32] Jacob Imola, Takao Murakami, and Kamalika Chaudhuri. 2021. Locally Differentially Private Analysis of Graph Statistics. In *Proceedings of the 30th Usenix Security Symposium (Usenix Security'21)*. 983–1000.
- [33] Jacob Imola, Takao Murakami, and Kamalika Chaudhuri. 2022. Communication-Efficient Triangle Counting under Local Differential Privacy. In *Proceedings of the 31th Usenix Security Symposium (Usenix Security'22)*. <https://arxiv.org/abs/2110.06485>
- [34] Hongwei Jin and Xun Chen. 2022. Gromov-Wasserstein Discrepancy with Local Differential Privacy for Distributed Structural Graphs. *CoRR* 2202.00808 (2022). <https://arxiv.org/abs/2202.00808>
- [35] Dave Johnson. 2019. How to Hide Your Friends List on Facebook, from Everyone or only Certain People. <https://www.businessinsider.com/how-to-hide-friends-on-facebook>.
- [36] Zach Jorgensen, Ting Yu, and Graham Cormode. 2015. Conservative or liberal? Personalized differential privacy. In *Proceedings of IEEE 31st International Conference on Data Engineering (ICDE'15)*. 1023–1034.
- [37] Peter Kairouz, Keith Bonawitz, and Daniel Ramage. 2016. Discrete Distribution Estimation under Local Privacy. In *Proceedings of the 33rd International Conference on Machine Learning (ICML'16)*. 2436–2444.
- [38] Peter Kairouz, H. Brendan McMahan, and Brendan Avent et al. 2021. Advances and Open Problems in Federated Learning. *Foundations and Trends in Machine Learning* 14, 1–2 (2021), 1–210.
- [39] Peter Kairouz, Sewoong Oh, and Pramod Viswanath. 2016. Extremal Mechanisms for Local Differential Privacy. *Journal of Machine Learning Research* 17, 1 (2016), 492–542.
- [40] Thomas N. Kipf and Max Welling. 2017. Semi-Supervised Classification with Graph Convolutional Networks. In *Proceedings of the 5th International Conference on Learning Representations (ICLR'17)*. 1–14.
- [41] Ninghui Li, Min Lyu, and Dong Su. 2016. *Differential Privacy: From Theory to Practice*. Morgan & Claypool Publishers.
- [42] J. David Logan and William Wolessensky. 2009. *Mathematical Methods in Biology*. Wiley.
- [43] Yao Ma and Jiliang Tang. 2021. *Deep Learning on Graphs*. Cambridge University Press.
- [44] Chris Morris. 2021. The Number of Data Breaches in 2021 Has Already Surpassed Last Year's Total. <https://fortune.com/2021/10/06/data-breach-2021-2020-total-hacks/>.
- [45] Tamara T. Mueller, Johannes C. Paetzold, Chinmay Prabhakar, Dmitrii Usynin, Daniel Rueckert, and Georgios Kaissis. 2022. Differentially Private Graph Classification with GNNs. *CoRR* 2202.02575 (2022). <https://arxiv.org/abs/2202.02575>
- [46] Takao Murakami, Hideitsu Hino, and Jun Sakuma. 2017. Toward Distribution Estimation under Local Differential Privacy with Small Samples. *Proceedings on Privacy Enhancing Technologies (PoPETs)* 3 (2017), 84–104.
- [47] Takao Murakami and Yusuke Kawamoto. 2019. Utility-Optimized Local Differentially Private Mechanisms for Distribution Estimation. In *Proceedings of the 28th Usenix Security Symposium (Usenix Security'19)*. 1877–1894.
- [48] Hiep H. Nguyen, Abdessamad Imine, and Michaël Rusinowitch. 2016. Network Structure Release under Differential Privacy. *Transactions on Data Privacy* 9, 3 (2016), 215–214.
- [49] Kobbi Nissim, Sofya Raskhodnikova, and Adam Smith. 2007. Smooth Sensitivity and Sampling in Private Data Analysis. In *Proceedings of the 39th Annual ACM Symposium on Theory of Computing (STOC'07)*. 75–84.
- [50] Iyiola E. Olatunji, Thorben Funke, and Megha Khosla. 2021. Releasing Graph Neural Networks with Differential Privacy Guarantees. *CoRR* 2109.08907 (2021). <https://arxiv.org/abs/2109.08907>
- [51] Thomas Paul, Antonino Famulari, and Thorsten Strufe. 2014. A Survey on Decentralized Online Social Networks. *Computer Networks* 75 (2014), 437–452.
- [52] Zhan Qin, Yin Yang, Ting Yu, Issa Khalil, Xiaokui Xiao, and Kui Ren. 2016. Heavy Hitter Estimation over Set-Valued Data with Local Differential Privacy. In *Proceedings of the 2016 ACM SIGSAC Conference on Computer and Communications Security (CCS'16)*. 192–203.
- [53] Zhan Qin, Ting Yu, Yin Yang, Issa Khalil, Xiaokui Xiao, and Kui Ren. 2017. Generating Synthetic Decentralized Social Graphs with Local Differential Privacy. In *Proceedings of the 2017 ACM SIGSAC Conference on Computer and Communications Security (CCS'17)*. 425–438.
- [54] Sofya Raskhodnikova and Adam Smith. 2016. *Differentially Private Analysis of Graphs*. Springer, 543–547.
- [55] Benedek Rozemberczki, Oliver Kiss, and Rik Sarkar. 2020. Karate Club: An API Oriented Open-source Python Framework for Unsupervised Learning on Graphs. In *Proceedings of the 29th ACM International Conference on Information and Knowledge Management (CIKM'20)*. 3125–3132.
- [56] Sina Sajadmanesh and Daniel Gatica-Perez. 2021. Locally Private Graph Neural Networks. In *Proceedings of the 2021 ACM SIGSAC Conference on Computer and Communications Security (CCS'21)*. 2130–2145.
- [57] Reza Shokri and Vitaly Shmatikov. 2015. Privacy-Preserving Deep Learning. In *Proceedings of the 22nd ACM SIGSAC Conference on Computer and Communications Security (CCS'15)*. 1310–1321.
- [58] Abhradeep Guha Thakurta, Andrew H. Vyrros, Umesh S. Vaishampayan, Gaurav Kapoor, Julien Freudiger, Vivek Rangarajan Sridhar, and Doug Davidson. 2017. Learning New Words, US Patent 9,594,741, Mar. 14 2017.
- [59] Tianhao Wang, Jeremiah Blocki, Ninghui Li, and Somesh Jha. 2017. Locally Differentially Private Protocols for Frequency Estimation. In *Proceedings of the 26th Usenix Security Symposium (Usenix Security'17)*. 729–745.
- [60] Stanley L. Warner. 1965. Randomized Response: A Survey Technique for Eliminating Evasive Answer Bias. *J. Amer. Statist. Assoc.* 60, 309 (1965), 63–69.
- [61] Bin Wu, Ke Yi, and Zhenguo Li. 2016. Counting Triangles in Large Graphs by Random Sampling. *IEEE Transactions on Knowledge and Data Engineering* 28, 8 (2016), 2013–2026.
- [62] Chuhan Wu, Fangzhao Wu, Yang Cao, Yongfeng Huang, and Xing Xie. 2021. FedGNN: Federated Graph Neural Network for Privacy-Preserving Recommendation. *CoRR* 2102.04925 (2021). <https://arxiv.org/abs/2102.04925>

- [63] Fan Wu, Yunhui Long, Ce Zhang, and Bo Li. 2022. LinkTeller: Recovering Private Edges from Graph Neural Networks via Influence Analysis. In *Proceedings of the 2022 IEEE Symposium on Security and Privacy (S&P'22)*. 522–541. <https://arxiv.org/abs/2108.06504>
- [64] Lingfei Wu, Peng Cui, Jian Pei, and Liang Zhao. 2022. *Graph Neural Networks: Foundations, Frontiers, and Applications*. Springer.
- [65] Zonghan Wu, Shirui Pan, Fengwen Chen, Guodong Long, Chengqi Zhang, and Philip S. Yu. 2019. A Comprehensive Survey on Graph Neural Networks. *CoRR* 1901.00596 (2019). <https://arxiv.org/abs/1901.00596>
- [66] Keyulu Xu, Weihua Hu, Jure Leskovec, and Stefanie Jegelka. 2019. How Powerful Are Graph Neural Networks?. In *Proceedings of the 7th International Conference on Learning Representations (ICLR'19)*. 1–17.
- [67] Pinar Yanardag and S.V.N. Vishwanathan. 2015. Deep Graph Kernels. In *Proceedings of the 21th ACM SIGKDD International Conference on Knowledge Discovery and Data Mining (KDD'15)*. 1365–1374.
- [68] Jaewon Yang and Jure Leskovec. 2012. Defining and Evaluating Network Communities based on Ground-truth. In *Proceedings of the 2012 Ninth IEEE International Conference on Data Mining (ICDM'12)*. 745–754.
- [69] Qingqing Ye, Haibo Hu, Man Ho Au, Xiaofeng Meng, and Xiaokui Xiao. 2020. Towards Locally Differentially Private Generic Graph Metric Estimation. In *Proceedings of the IEEE 36th International Conference on Data Engineering (ICDE'20)*. 1922–1925.
- [70] Qingqing Ye, Haibo Hu, Man Ho Au, Xiaofeng Meng, and Xiaokui Xiao. 2021. LF-GDPR: A Framework for Estimating Graph Metrics with Local Differential Privacy. *IEEE Transactions on Knowledge and Data Engineering (Early Access)* (2021), 1–16. <https://doi.org/10.1109/TKDE.2020.3047124>
- [71] Jiaxin Ying, Jiaqi Ma, and Qiaozhu Mei. 2021. A Simple Yet Effective Method Improving Graph Fingerprints for Graph-Level Prediction. In *Proceedings of the 2021 Workshop on Graph Learning Benchmarks (GLB'21)*. 1–9.
- [72] Rex Ying, Jiaxuan You, Christopher Morris, Xiang Ren, William L. Hamilton, and Jure Leskovec. 2018. Hierarchical Graph Representation Learning with Differentiable Pooling. In *Proceedings of the 32nd International Conference on Neural Information Processing Systems (NIPS'18)*. 4805–4815.
- [73] Hailong Zhang, Sufian Latif, Raef Bassily, and Atanas Rountev. 2020. Differentially-Private Control-Flow Node Coverage for Software Usage Analysis. In *Proceedings of the 29th USENIX Security Symposium (USENIX Security'20)*. 1021–1038.
- [74] Zhikun Zhang, Min Chen, Michael Backes, Yun Shen, and Yang Zhang. 2022. Inference Attacks Against Graph Neural Networks. In *Proceedings of the 31th USENIX Security Symposium (USENIX Security'22)*. <https://arxiv.org/abs/2110.02631>
- [75] Zaixi Zhang, Qi Liu, Zhenya Huang, Hao Wang, Chengqiang Lu, Chuanren Liu, and Enhong Chen. 2021. GraphMI: Extracting Private Graph Data from Graph Neural Networks. In *Proceedings of the 30th International Joint Conference on Artificial Intelligence (IJCAI'21)*. 3749–3755.

## A PROOF OF PROPOSITION 2

Adding or removing one bit of  $\mathbf{a}_i$  will change a degree  $d_i$  of user  $v_i$  by one. Thus, the global sensitivity of the degree is 1. Therefore, adding  $\text{Lap}(\frac{1}{\epsilon_1})$  to  $d_i$  (line 2 in Algorithm 2) provides  $\epsilon_1$ -edge LDP. Since the sampling probability tuning (lines 4–5) is a post-processing on the noisy degree  $d_i^*$ , the Laplacian mechanism followed by the sampling probability tuning also provides  $\epsilon_1$ -edge LDP.

In addition, Warner’s RR with the flipping probability  $1 - p = \frac{1}{e^{\epsilon_2} + 1}$  (line 6) provides  $\epsilon_2$ -edge LDP, as described in Section 3.2. The subsequent edge sampling (line 7) is a post-processing on the noisy neighbor list  $\hat{\mathbf{a}}_i$ . Thus, Warner’s RR followed by the edge sampling also provides  $\epsilon_2$ -edge LDP.

Finally, we use the following lemma:

LEMMA 1 (SEQUENTIAL COMPOSITION OF EDGE LDP [33]). *For  $i \in [n]$ , let  $\mathcal{R}_i^1$  be a local randomizer of user  $v_i$  that takes  $\mathbf{a}_i \in \{0, 1\}^n$  as input. Let  $\mathcal{R}_i^2$  be a local randomizer of  $v_i$  that depends on the output  $\mathcal{R}_i^1(\mathbf{a}_i)$  of  $\mathcal{R}_i^1$ . If  $\mathcal{R}_i^1$  provides  $\epsilon_1$ -edge LDP and for any  $\mathcal{R}_i^1(\mathbf{a}_i)$ ,  $\mathcal{R}_i^2(\mathcal{R}_i^1(\mathbf{a}_i))$  provides  $\epsilon_2$ -edge LDP, then the sequential composition  $(\mathcal{R}_i^1(\mathbf{a}_i), \mathcal{R}_i^2(\mathcal{R}_i^1(\mathbf{a}_i))(\mathbf{a}_i))$  provides  $(\epsilon_1 + \epsilon_2)$ -edge LDP.*

This is a (general) sequential composition [41] applied to edge LDP. See [33] for the proof of Lemma 1. In our case,  $\mathcal{R}_i^1$  is the

Laplacian mechanism followed by the sampling probability tuning, and  $\mathcal{R}_i^2$  is Warner’s RR followed by the edge sampling.  $\mathcal{R}_i^2$  depends on the output  $q_i$  of  $\mathcal{R}_i^1$ . Thus, by Lemma 1, the DPRR provides  $(\epsilon_1 + \epsilon_2)$ -edge LDP.  $\square$

## B PROOF OF PROPOSITION 3

In the neighbor list  $\mathbf{a}_i$ , there are  $d_i$  1s and  $n - 1 - d_i$  0s (except for  $a_{i,i}$ ). By (9), the RR and edge sampling sends 1 as is with probability  $pq_i$  and flips 0 to 1 with probability  $(1 - p)q_i$ . Thus, we have

$$\begin{aligned} \mathbb{E}_{RR, SmpI}[\tilde{d}_i] &= d_i pq_i + (n - 1 - d_i)(1 - p)q_i \\ &= (d_i p + (n - 1 - d_i)(1 - p))q_i \\ &= (d_i(2p - 1) + (n - 1)(1 - p))q_i, \end{aligned}$$

which proves Proposition 3.  $\square$