

AI/ML Algorithms and Applications in VLSI Design and Technology

Deepthi Amuru¹, Harsha V. Vudumula¹, Pavan K. Cherupally¹, Sushanth R. Gurram¹, Amir Ahmad², Member, IEEE, Andleeb Zahra¹, and Zia Abbas¹, Member, IEEE

¹Center for VLSI and Embedded Systems Technology (CVEST)

International Institute of Information Technology, Hyderabad (IIIT-H) Hyderabad, India - 500032

Email: deepthi.amuru@research.iiit.ac.in, harsha.vardhan.reddy@research.iiit.ac.in, sushanth.reddy@students.iiit.ac.in, pavan.kalyan@students.iiit.ac.in, andleebiitd@gmail.com, zia.abbas@iiit.ac.in

²College of IT, UAE University, Al Ain, UAE (amirahmad@uaeu.ac.ae)

Abstract—An evident challenge ahead for the integrated circuit (IC) industry in the nanometer regime is the investigation and development of methods that can reduce the design complexity ensuing from growing process variations and curtail the turnaround time of chip manufacturing. Conventional methodologies employed for such tasks are largely manual; thus, time-consuming and resource-intensive. In contrast, the unique learning strategies of artificial intelligence (AI) provide numerous exciting automated approaches for handling complex and data-intensive tasks in very-large-scale integration (VLSI) design and testing. Employing AI and machine learning (ML) algorithms in VLSI design and manufacturing reduces the time and effort for understanding and processing the data within and across different abstraction levels via automated learning algorithms. It, in turn, improves the IC yield and reduces the manufacturing turnaround time. This paper thoroughly reviews the AI/ML automated approaches introduced in the past towards VLSI design and manufacturing. Moreover, we discuss the scope of AI/ML applications in the future at various abstraction levels to revolutionize the field of VLSI design, aiming for high-speed, highly intelligent, and efficient implementations.

Index Terms—Artificial Intelligence (AI), CMOS, FinFET, Machine learning (ML), VLSI

I. INTRODUCTION

A dramatic revolution has been triggered in the field of electronics by the advent of complementary metal-oxide-semiconductor (CMOS) transistors in the integrated circuit (IC) industry, leading to the era of semiconductor devices. Thenceforth, CMOS technology has been the predominant technology in the field of microelectronics. The number of transistors fabricated on a single chip has increased exponentially since the 1960s [1], [2]. The continuous downscaling of transistors over many technological generations has improved the density and performance of these devices [3], leading to tremendous growth in the microelectronics industry. The realization of complex digital systems on a single chip is enabled by modern very-large-scale integration (VLSI) technology. The high demand for portable electronics in recent years has significantly increased the demand for power-sensitive designs with sophisticated features. The ever-increasing demand in the microelectronics industry is met by highly advanced and scalable VLSI circuits. Continuous device downscaling is one

of the major driving forces of IC technology advancement with improved device performance. Currently, devices are being scaled down to the sub-3-nm-gate regime and beyond.

Aggressive downscaling of CMOS technology has created a multitude of challenges for device engineers, along with new opportunities. The semiconductor process complexity increases as the transistor dimensions decrease. As we approach atomic dimensions, simple scaling eventually stops. Although devices are small, many aspects of their performance deteriorate, e.g., leakage increases [4]–[6]; gain decreases; and sensitivity to process variations in manufacturing increases [7]. The profound increase in process variations significantly impacts the circuit operation, leading to variable performance in identical-sized transistors. This impacts the propagation delay of the circuit, which behaves as a stochastic random variable, thereby complicating the timing-closure techniques and strongly affecting the chip yield [8]. Increasing process variations in the nanometer regime is one of the major causes of parametric yield loss. Multi-gate field-effect transistors (FETs) [9] are more tolerant to process variations than CMOS transistors. However, their performance parameters are also affected by aggressive scaling [10], [11].

To maintain the performance trend of VLSI systems handling the increasing challenges due to increased process variability, design complexity, and chip integration, affordable design at future technology nodes and advanced design techniques need to be adopted in the design flow for finer optimization. The turnaround time of a chip depends on the performance of electronic design automation (EDA) tools in overcoming the design constraints. The traditional-rule-based methodologies in EDA take a long time to yield an optimal solution for the set design constraints. In addition, to a certain level, the conventional solutions employed for such tasks are largely manual; thus, they are time consuming and resource intensive, resulting in time-to-market delay. Moreover, once the data are fed back, it is difficult and time consuming for the designers to understand the underlying functionalities, i.e., the root cause of issues, and apply fixes if required. This difficulty increases under the impact of process and environmental variations. [7], [12].

Artificial intelligence (AI) has provided prominent solutions to many problems, as reported in various publications. The principle of AI is based on human intelligence, interpreted in such a way that a machine can easily mimic it and execute tasks of varying complexity. Machine learning (ML) is a subset of AI. The goals of AI/ML are learning, reasoning, predicting, and perceiving. AI/ML can easily identify the trends and patterns in large volumes of data, enabling users to make relevant decisions. AI/ML algorithms can handle multidimensional and multivariate data at high computational speeds. These algorithms continuously gain experience and improve the accuracy and efficiency of their predictions. Further, they facilitate decision making by optimizing the relevant processes. Considering the numerous advantages of AI/ML algorithms, their applications are endless. Over the last decade, AI/ML strategies have been extensively applied in the field of VLSI design and technology.

VLSI-computer-aided design (CAD) tools are involved in several stages of the chip design flow, from design entry to full-custom layouts. Design and performance evaluation of highly complex digital and analog ICs are dependent on the capability of the CAD tools involved. Improvisation of VLSI-CAD tools is becoming increasingly challenging and complex with the tremendous increase in the number of transistors per chip. Numerous opportunities are available in the field of semiconductor and EDA technology for developing/incorporating AI/ML solutions to automate processes at various levels of VLSI design and manufacturing for quick convergence [13], [14]. These intelligent learning algorithms are steered and designed to achieve relatively fast turnaround times with efficient, automated solutions for chip fabrication.

A thorough attempt is made herein to summarize the literature on AI/ML algorithms for VLSI design and modeling at different abstraction levels. A brief review on VLSI manufacturing and reliability is also presented. This is the first paper that provides a detailed review encompassing circuit modeling to system-on-chip (SoC) design, along with physical design, testing, and manufacturing.

This paper is arranged as follows. Section II provides a brief discussion on the existing review articles on AI/ML-VLSI. An overview of AI/ML algorithms and a brief on different steps in the VLSI design and manufacturing are presented in sections III and IV, respectively. A detailed survey of AI/ML-CAD-oriented work in circuit simulation at various abstraction levels (device level, gate level, circuit level, register-transfer level (RTL), and post-layout simulation) is presented in Section V. A review on AI/ML algorithms at the architecture level and SoC level is reported in sections VI and VII. A survey of the learning strategies proposed in physical design and manufacturing (lithography, reliability analysis, yield prediction, and management) is discussed in sections VIII and IX, respectively. The AI/ML approaches proposed in testing are reported in Section X. Sources of training data for AI/ML-VLSI is presented in Section XI, followed by challenges and opportunities for AI/ML approaches in the field of VLSI are discussed in Section XII.

II. EXISTING REVIEW PAPERS

The impact of AI on VLSI design was first demonstrated in 1985 by Robert. S. Kirk [15]. He briefly explained the scope and necessity for AI techniques in CAD tools at different levels of VLSI design. His paper included a brief on the existing VLSI-AI tools and stressed the importance of incorporating the expanded capabilities of AI in CAD tools. The advantages of incorporating AI in the VLSI design process and its applications are briefed in [16] and [17]. Khan et. al. focused on the applications of AI in the IC industry, particularly in expert systems; different knowledge-based systems, such as design automation assistant, design advisor by NCR, and REDESIGN, being used in the VLSI industry [17]. Rapid developments in the field of AI/ML have drawn the attention of researchers who have made numerous pioneering efforts to design, develop, and apply the learning strategies to VLSI design and manufacturing. Beerel et al. [18] stated the challenges and opportunities associated with ML-based algorithms in asynchronous CAD/VLSI; they proposed the development of an ML-based recommendation tool, called design advisor, that monitors and records the actions taken by various designers during the usage of standard RTL, logic synthesis, and place route tools. The design advisor chooses the best action for a given scenario by running powerful training engines. Subsequently, the design advisor is deployed and used by circuit designers for obtaining design recommendations. Overall, these design advisors focus more on asynchronous CAD/ML tools. The implementation of neural networks (NNs) for digital and analog VLSI circuits and knowledge-based systems has been reported previously reported in [19]. Elfadel et.al. [20] discussed in detail various ML methods used in the fields of physical design; yield prediction; failure, power, and thermal analysis; and analog design.

Khailany et. al. [21] highlighted the application of ML in chip designing. They focused on ML-based approaches in the fields of microarchitectural design space exploration, power analysis, VLSI physical design, and analog design to optimize the prediction speed and tape-out time. They proposed an AI-driven physical design flow with a deep reinforcement learning (DRL) optimization loop to automatically explore the design space for high-quality physical floorplans, timing constraints, and placements, which can achieve good-quality results, downstream clock-tree synthesis (CTS), and routing steps. ML techniques in chip design and manufacturing, notably addressing the effect of process variations on chip manufacturing at the sub-22-nm regime, are discussed in [22] wherein the authors discuss pattern-matching techniques integrated with ML techniques for pre-silicon hotspot detection, post-silicon variation extraction, and bug localization, as well as learning techniques for post-silicon time tuning. The scope for the joint optimization of physical design with data analytics and ML is reviewed in [23]. Many recent applications and opportunities for ML in physical design, in addition to the challenges in this field, are reviewed in [24], the paper also mentions the challenges in this field. Stratigopoulos et. al. reviews IC testing

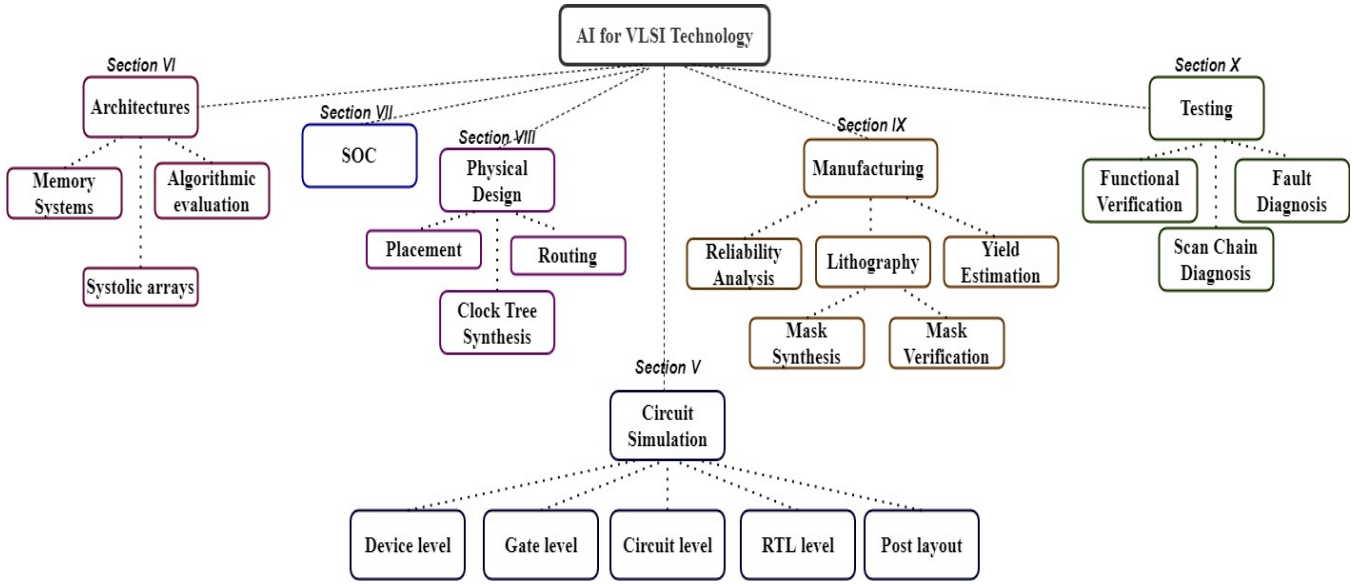


Fig. 1. Different areas of VLSI Technology reviewed in the paper

by demonstrating various ML techniques in the field of testing and provides recommendations for future practitioners [25].

ML in EDA is currently gaining the attention of researchers and research communities. Employing ML in IC design and manufacturing augments the designers by reducing their time and effort in data analysis, optimizing the design flow, and improving time to market [26]. Rapp et. al. presented a comprehensive presentation of state of the art on ML for CAD at different abstract levels [27]. Interestingly, the paper also presents a meta-study of ML usage in CAD to capture the overall trend of suitable ML algorithms at various levels of the VLSI cycle. As per the meta-study, the trend for ML-CAD is shifting towards Physical design with NN-implementations compared to other abstraction levels and algorithms. The paper also discusses open challenges while employing ML for CAD, such as the problem of combinatorial optimization, limited availability of training data, practical limitations. However, the reviews and summary have been presented only for the last five years, limited to five key conferences and journals. Another survey [28] summarizes ML-CAD works in a well-tabulated manner covering many abstraction levels in digital/analog design flow. However, there was little focus on challenges and future directions. In [29], a comprehensive review of Graphical Neural Networks (GNNs) for EDA is presented highlighting the areas of logic synthesis, physical design and verification. As graphs are intuitive way of representing circuits, netlists and layout, GNN can be easily fit in EDA to solve combinatorial optimization problems at various levels and improve the QoR (Quality of Results) [30].

The reviews mentioned above break down to provide a detailed discussion on the AI/ML approaches proposed in the literature, mainly covering all the abstraction levels of the digital VLSI design flow. In this review, we summarize the literature on AI/ML algorithms for VLSI design and modeling at different abstraction levels. We also discuss the challenges,

opportunities, and scope for the incorporation of automated learning strategies in the semiconductor design flow at various levels. The design abstraction levels covered in this review under different sections are shown in Fig. 1. A concise VLSI design flow with the traditional commercial CAD tools used in the industry and the surrogate AI/ML techniques proposed by researchers is given in Fig. 2. Figure 8 provides a summary of the AI/ML techniques proposed in the literature for VLSI circuit simulation for estimating circuit performance parameters, such as the transistor characteristics, statistical static timing analysis (SSTA), negative-bias temperature instability (NBTI), leakage power, power consumption, parametric yield, and post-layout behavior.

To provide the readers with a background on AI/ML, a brief description of the different stages of the VLSI technology is presented in the next section; for the VLSI background, a brief on AI/ML algorithms is presented in Section IV.

III. BRIEF ON VLSI DESIGN FLOW

A traditional digital IC design flow has many hierarchical levels, as shown in Fig. 2; the flowchart covers a generalized design flow, including the front-end and back-end of full-custom/semi-custom designs. The design specifications abstractly describe the functionality, interface, and overall architecture of the digital circuit to be designed. They include block diagrams providing the functional description, timing specifications, propagation delays, package type required, and design constraints. They also act as an agreement between the design engineer and vendor. The architectural design level comprises the basic architecture of the system and includes decisions such as reduced instruction set computing/complex instruction set computing (RISC/CISC) processors and the number of arithmetic logic units (ALUs) and floating-point units. The outcome of this level is a micro-architectural specification that contains the functional descriptions of subsystem

units. Architects can estimate the design performance and power on the basis of such descriptions.

Behavioral design level is the next level; it provides the functional description of the design often written using Verilog HDL/VHDL. The behavioral level comprises a high-level description of the functionality, hiding the underlying implementation details. The timing information is checked and validated in the next level, i.e., the RTL level of description. A high-level synthesis (HLS) tool can carry out an automatic conversion of C/C++ based system specification to HDL. Alternatively, the logic synthesis tool produces the netlist, i.e., a gate-level description for the high-level behavioral description. The logic synthesis tool ensures that the gate-level netlist meets the timing, area, and power specifications. Logic verification is performed through testbench/simulation. Formal verification and scan insertion through design for testability (DFT) are performed at this stage to examine the RTL mapping [31]. Next, system partitioning, i.e., the process of dividing large and complex systems into small modules, is performed, followed by floor planning, placement, and routing. The main function of the floor planner is to estimate the required chip area for standard cell/module design implementation and is responsible for the improvement of the design performance. The place and route tool places the submodules, gates, and flip-flops, followed by CTS and reset routing. Subsequently, the routing of each block is performed. After placement and routing, layout verification is performed to determine if the designed layout conforms to the electrical/physical design rules and source schematic. These processes are performed using tools such as design rule check (DRC) and electrical rule check. After the post-layout simulation, where parasitic resistance and capacitance extraction and verification are performed, the chip moves to the sign-off stage [32]. GDS-II is the resultant file that is sent to the semiconductor foundries for IC fabrication.

IC fabrication involves many advanced and complex physical and chemical processes that must be performed with utmost precision. It comprises numerous stages, from wafer preparation to reliability testing. A detailed description of each stage is presented in [33]. In brief, silicon crystals are grown and sliced to produce wafers. To achieve extremely small dimensions of VLSI devices, the wafers must be polished to near perfection. The fabrication process comprises several steps, including the deposition and diffusion of various materials on the wafer. The layout data from the GDS-II file are converted into photolithographic masks, one for each layer. The masks define the spaces on the wafer where certain materials need to be deposited, diffused, or even removed. During each step, one mask is used. Several dozen masks may be used to complete the fabrication process. Lithography is the step that involves mask preparation and verification as well as the definition of different materials on specific areas of the IC. It is a very crucial step during fabrication and is repeated numerous times at different stages. This is the step most affected by the downscaling of technology nodes and increase in the process variations. After the chip is fabricated, the wafer is diced and individual chips are separated. Subsequently, each chip

is packaged and tested to validate the design specifications and functional behavior. Post-silicon validation is the last step in IC manufacturing and is used to detect and fix bugs in ICs and systems after production [34].

IV. BRIEF ON AI/ML ALGORITHMS

In modern times, statistical learning plays a key role in nearly every emerging field of science and technology. The vast amount of data generated and communicated within each field can be mined for learning patterns and dependencies among the parameters for future analyses and predictions. The statistical learning approach can be applied to solve many real-world problems. AI is a technology that enables a machine to simulate human behavior. ML and deep learning are the two main subsets of AI. ML allows a machine to automatically learn from past data without explicit programming. Deep learning is the prime subset of ML (Fig. 3). ML includes learning and self-correction when new data are introduced. ML can handle structured and semi-structured data, whereas AI can handle structured, semi-structured, and unstructured data. ML can be further divided into three main types: supervised learning, unsupervised learning, and reinforcement learning. When the output label is present for every element in the given data, supervised learning is performed. When only input variables are present in the data, unsupervised learning is performed. The learning using data with labels to some elements is referred to as semi-supervised learning [35].

Supervised learning is further divided into two classes: classification and regression. Classification is a form of data analysis that extracts models describing important data classes. Such models, called classifiers, predict discrete categorical class labels [36]. In contrast, regression is used to predict missing or unavailable numerical data rather than discrete class labels. Regression analysis is a statistical methodology that is generally used for the numeric prediction of continuous-valued functions [37]. The term “prediction” refers to both numeric and class-label predictions. The classification/regression process can be viewed as a learning function to predict a mapping of $Y = f(X)$ where Y is a set of output variables for X input variables. The mapping function is estimated for predicting the associated class label y of a given new tuple X (Fig. 4). Popular regression and classification algorithms include linear, polynomial, and ridge regressions; decision trees; random forest; support vector machines (SVMs); and ensemble learning [38], [39].

An example of the application of the regression algorithm to the VLSI circuit simulation is demonstrated here.

Given the statistical variations in the process parameters, $X_p = [X_{p,1} X_{p,2} X_{p,3} \dots X_{p,k}]^T \in R_{xp}^k$ along with the random variations in the operating parameters (such as temperature and supply voltage), $X_r = [X_{r,1} X_{r,2}]^T \in R_{xr}$ [40] for a corresponding output parameter, $Y = [Y_1, Y_2 \dots Y_n]$, where the output parameter can be the leakage power, total power, propagation delay, or output slew of a digital circuit, the input matrix is chosen as $X = [X_r X_p]$.

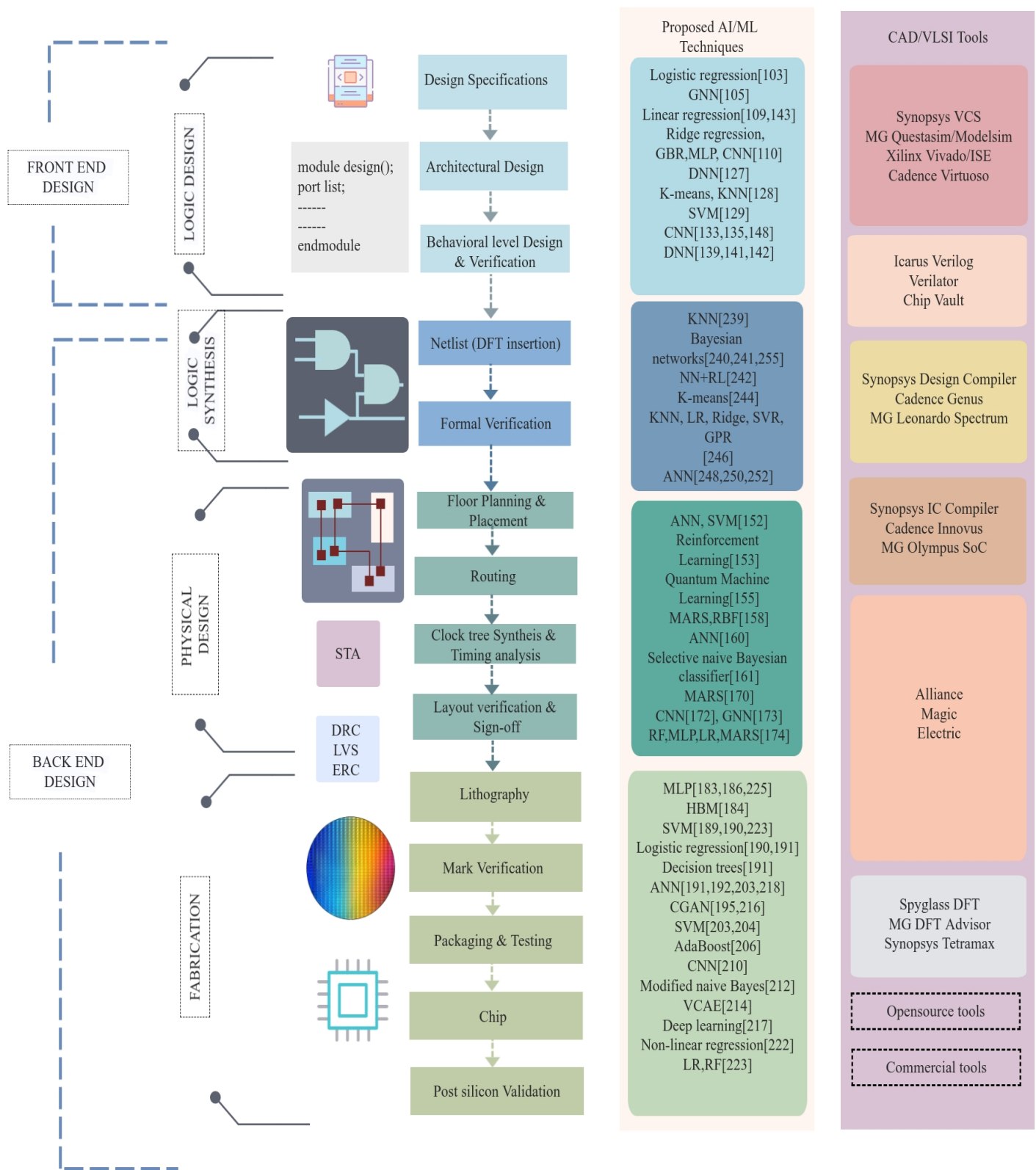


Fig. 2. Modern Chip Design Flow

The input matrix X and output matrix Y can be written in an expanded form as

$$X = \begin{bmatrix} x_{r,11} & x_{r,12} & x_{p,11} & \cdots & x_{p,1k} \\ x_{r,21} & x_{r,22} & x_{p,21} & \cdots & x_{p,2k} \\ \vdots & \vdots & \ddots & \ddots & \vdots \\ x_{r,n1} & x_{r,n2} & x_{p,n1} & \cdots & x_{p,nk} \end{bmatrix} \quad Y = \begin{bmatrix} y_1 \\ y_2 \\ \vdots \\ y_n \end{bmatrix}$$

The learning models are chosen such that the relationship between X and Y can be determined accurately. The nonlinear relationship between the delay, power, and process, which are the operating parameters of a digital circuit, is best estimated through multivariate polynomial regression (MPR). The second-order polynomial equation used for the polynomial regression can be represented as

$$Y = \beta_0 + \beta_1 X_{r,1i} + \beta_2 X_{r,2i} + \beta_3 X_{p,1i} + \cdots + \beta_k X_{p,ki} + \beta_{k+1} X_{r,1i} X_{r,2i} + \beta_{k+2} X_{r,1i} X_{p,1i} + \cdots + \beta_{k+m} X_{p,k-1i} X_{p,ki} + \beta_{k+m+1} X_{r,1i}^2 + \beta_{k+m+2} X_{r,2i}^2 + \beta_{k+m+3} X_{p,1i}^2 + \cdots + \beta_{k+m+q} X_{p,ki}^2 + \epsilon, i = 1, 2, \dots, n$$

which can be written as,

$$Y = X\beta + \epsilon$$

The challenge with learning is finding the coefficients of β from the given statistical data and fitting them in the above equation using least-squares estimation (LSE) [41]. The model's fitness is generally estimated through the residual sum of squares cost function (SSE):

$$SSE = \sum_{i=1}^N (y_i - \hat{y}_i)^2$$

where, y_i is the observed/output value and \hat{y}_i is the model estimated value. Amuru et.al. discusses other parameters for measuring the model fitness. Statistical models developed using other algorithms, such as gradient boosting (GB) and SVM, also use these model fitness parameters for modeling [42]. Further, the application of regression techniques addressing different problems in the field of VLSI is explained in detail in sections IV–XI.

In unsupervised learning, the class label of each training tuple is not known in advance. Clustering and dimensionality reduction through principal component analysis are common problems associated with unsupervised learning. Clustering involves grouping or segmenting objects into subsets or “clusters” such that the objects in each cluster are closely related to one another than to the objects of different clusters. For a more detailed discussion, refer to [43]. Common clustering algorithms include K-nearest neighbors (KNN), K-means clustering, hierarchical clustering, and agglomerative clustering [44]. Reinforcement learning maps the situations to actions to maximize a numerical reward signal; it is focused on goal-directed learning based on interactions [45].

Deep learning is a subset of ML and is particularly suitable for big-data processing. Deep learning enables the computer to build complex concepts from simple concepts [46]. A

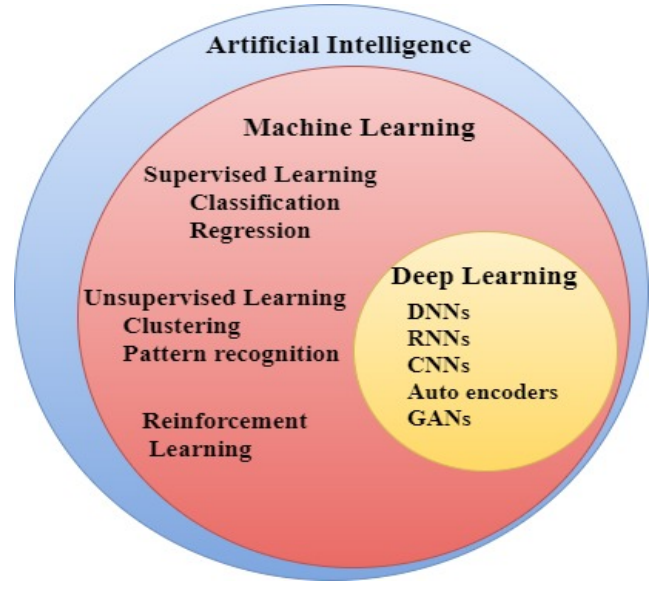


Fig. 3. Overview on Artificial Intelligence techniques

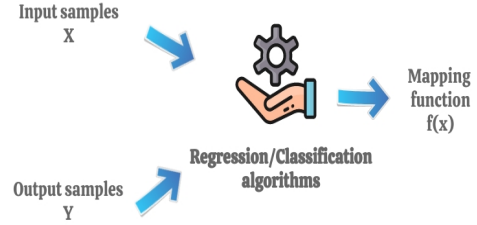


Fig. 4. Learning function of classification/regression algorithms

feed-forward network or multilayer perceptron (MLP) is an essential example of a deep learning model. A MLP is a mathematical function mapping a set of input values to output values. The function is formed by composing many simple functions. A MLP with more than one hidden layer is called a deep neural network (DNN). DNNs extract features layer by layer and combine low-level features to form high-level features; thus, they can be used to find distributed expressions of data [47]. Compared with shallow neural networks (SNNs), DNNs have better feature expression and the ability to model complex mapping. Frequently used DNNs include deep belief networks, stacked autoencoder (SAE), and deep convolution NNs (DCNNs) [46]. Recently, DNNs have revolutionized the field of computer vision. DCNNs are suitable for computer vision tasks [48]. Other popular deep learning techniques include recurrent NNs (RNNs) [49]; generative adversarial networks (GANs) [50], [51]; and DRL [52].

Rapid development in several fields of AI/ML is increasing the scope for solution creation to address many divergent problems associated with IC design and manufacturing. In the following sections, we discuss the applications of AI/ML at different abstraction levels of VLSI design and analysis.

A review of the proposed AI/ML approach in circuit simu-

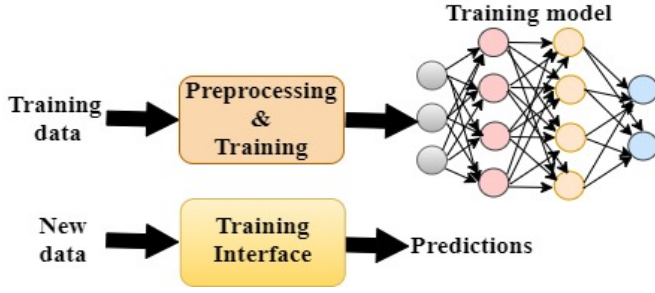


Fig. 5. Deep learning training and prediction

lation is presented in the next section.

V. AI AT THE CIRCUIT SIMULATION

Simulation plays a vital role in IC device modeling. Performance evaluation of designed circuits through simulations is becoming increasingly challenging in the nanometer regime due to increasing process and environmental variations [53]–[55]. The ability to discover functional and electrical performance variations early in the design cycle can improve the IC yield, which also depends on the capability of the simulation tools. By assimilating the automated learning capabilities offered by AI/ML algorithms in E-CAD tools, the turnaround time and performance of the chip can be revamped with reduced design effort. Researchers have proposed such surrogate methodologies targeting the characterization of the leakage power, total power, dynamic power, propagation delay, and IR-drop estimation ranging from stack level transistor models to the subsystem level [56]. Different ML/AI algorithms have been explored for circuit modeling at different abstraction levels, including linear regression (LR), multivariate polynomial regression (MPR), response surface modeling (RSM), SVM, GB, Bayes theorem, artificial NNs (ANNs), and pattern recognition models [57]. The following subsections describe the learning strategies proposed in the literature for VLSI device/circuit characterization at the various abstraction levels.

A. DEVICE LEVEL

Parametric yield estimation of the circuit and device modeling at the transistor level are the two major focus areas at this level. Parametric yield estimation of statistical-aware VLSI circuits is not new; this process has been evolving along with ML algorithms since the 1980s. Statistical parametric yield estimation was proposed [58] for determining the overall parametric yield of MOS circuits. Alvarez et.al and Young et. al proposed a statistical design analysis through a response surface methodology (RSM) for computer-aided VLSI device design [59], [60]. The proposed models have been successfully applied to optimize the BiCMOS transistor design. RSM has become an inspiration for industrial experimentation since its development in the 1950s. A comprehensive review of the RSM is presented in literature, including its construction and advancements in development [61], [62]. Khan et.al. [63] proposed the MPR method for approximating the early voltage and MOSFET characteristics in saturation; they considered

a curve-fitting approach using the least-squares method in MPR for simplifying the complexity in BSIM3 and BSIM4 equations [64] to calculate the MOSFET characteristics realistically.

Presently, considering the drastic decrease in the dimensions of technology nodes, conducting a thorough analysis of the characteristics at the device level is of utmost necessity. The randomness in the behavior of transistors due to the inter-die and intra-die variations in the process causes exponential changes in the device currents, particularly in the sub-threshold [54]. Statistical sampling techniques are more effective than conventional corner-based methods for estimating the effect of the process parameters on the device [65]. The datasets generated from the statistical sampling techniques are best suited for learning strategies. The development of AI/ML algorithms for the analysis of device parameters at different technology nodes facilitates not only the optimization of the device parameters but also the estimation of the parametric yield at very high computational speeds.

Performance evaluation of FinFET devices and circuits designed at 7 nm and above is becoming a challenging task. Accurate estimation of the reliability of these devices prior to manufacturing is another concern [66]. Inductive transfer learning [67], [68] is a promising technique in this field for investigating the device behavior in the technology nodes, leveraging the knowledge obtained from pretrained models of existing technology nodes, and for predicting the behavior of forthcoming technology nodes.

Given a source domain, D_S , a corresponding source task, T_S , a target domain, D_T , and a target task, T_T , the objective of transfer learning is to enable the learning of the target conditional probability distribution, $P(Y_T|X_T)$ in D_T with the information gained from D_S and T_S where $D_S \neq D_T$ or $T_S \neq T_T$. In most cases, a limited number of labeled target examples, which is exponentially smaller than the number of labeled source examples, are assumed to be available. The proposed methodology for developing a learning system using transfer learning to analyze the behavior of devices in upcoming technology nodes is shown in Fig. 6.

B. GATE LEVEL

Researchers have explored the application and development of AI/ML techniques for gate-level circuit design and evaluation. For library-cell characterization of SSTA, the statistical estimation of power is the dominant area at the gate abstraction level. In [69], [70] RSM learning models were developed via a combination of statistical design of experiment (DoE) and an automatic selection algorithm for the SSTA of the gate-level library-cell characterization of VLSI circuits. Their models considered the threshold voltage (V_{th}) and current gain (β) as model parameters for a compact transistor model characterization. This was performed considering the advantages of a reduced number of parameters for the design compared with the existing foundry designs and independent approaches to easily replace the foundry specific statistical models. In [69], the RSM and linear sensitivity approaches were proposed

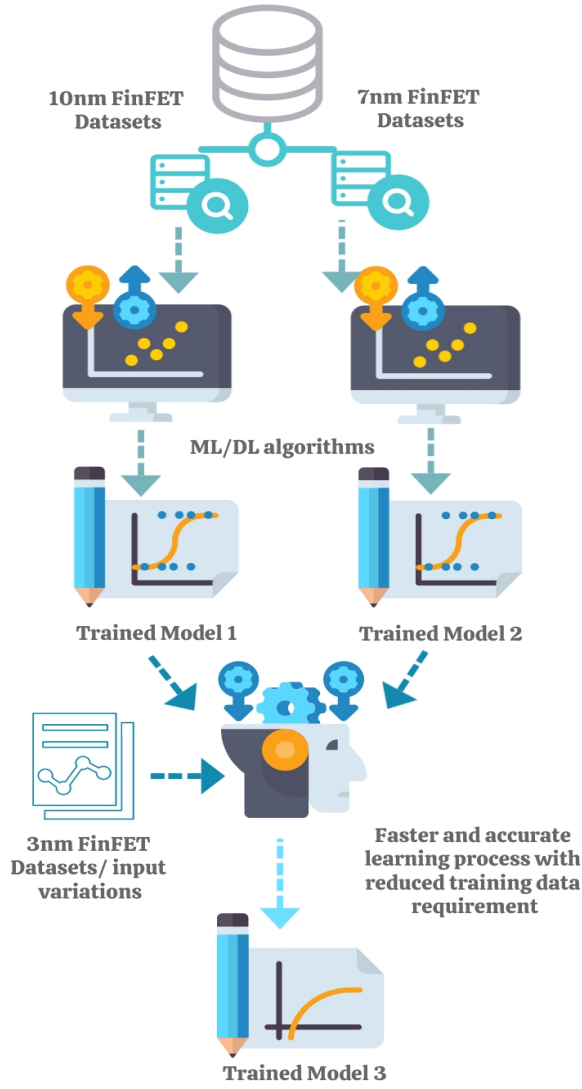


Fig. 6. Block diagram of the proposed inductive transfer learning for device modeling at upcoming lower technology nodes

to increase the analysis speed by one and two orders of magnitude, respectively, when compared to that of Monte Carlo (MC) simulations, albeit at the cost of a decrease in accuracy of up to 2% and 7% respectively. The average s-DoE has an error of 0.22% of error at tails of 3σ distribution of timing characteristics compared to the 10x error given by sensitivity analysis for cadence encounter library characterizer (ELC) [70]. Further, Moshrefi et. al [71] proposed an accurate, low-cost Burr distribution as a function for delay estimation at varying threshold voltages $\pm 10\%$ from mean. The samples are generated at the 90, 45, and 22nm technology nodes. Statistical data from MATLAB are applied to HSPICE for simulations to obtain delay variations. The relation between the threshold voltage and delay variations was determined using a fourth-order polynomial equation [72]. In addition

to the mean and variance of the estimated distributions, the maximum likelihood was considered as the third parameter, forming a three-parameter probability density function. The Burr distribution in [72] has a lower simulation cost than the normal distribution proposed in [73], [74], generalized lambda distribution [75], and Pierson distribution [76], without compromising on accuracy.

Yu et.al [77] proposed a novel nonlinear analytical timing model for statistical characterization of the delay and slew of standard library cells in bulk silicon, SOI technologies, and non-FinFET and FinFET technologies, using a limited combination of output capacitance, input slew rate, and supply voltage. Their framework utilized Bayesian inference to extract the new timing model parameters using an ultrasmall set of additional timing measurements from the target technology, achieving a 15x runtime speedup in simulation runs without compromising on accuracy, which is better than the traditional lookup table approach. They employed ML to develop priors of timing model coefficients using old libraries and sparse sampling to provide the additional data points required for building the new library in the target technology.

The AI/ML predictive algorithms are intermittently applied for the process-voltage-temperature (PVT) variation-aware library-cell characterization of digital circuit design and simulation. Mutlu et. al presented a detailed analysis of the development of RSMs for the estimation of the process variation effects on the circuit design [78]. Basu et. al [79] developed a library of statistical intra-gate variation tolerant cells by building RSM-based gate-delay models with reduced dimensions; the developed optimized standard cells can be used for chip-level optimization to realize the timing of critical paths. Further, Chaudhuri et.al. [80] developed accurate RSM-based analytical leakage models for 22nm shorted-gate and independent-gate FinFETs using a central composite rotatable design to estimate the leakage current in FinFET standard cells by considering the process variations. Their results showed good agreement with the quasi-MC simulations performed in TCAD using 2D cross-sections. The accurate performance modeling of digital circuits is becoming difficult with the acute downscaling of transistor dimensions in the deep sub-micrometer regime [81], [82]. To address the concern regarding the performance modeling of digital circuits in the sub-micrometer regime, Stillmaker et.al [83] developed polynomial equations for curve-fitting the measurements of the CMOS circuit delay, power, and energy dissipation on the basis of HSPICE simulated data using predictive technology models (PTMs) [84] at technology nodes ranging from 180 nm to 7 nm. Second-order and third-order polynomial models were developed with iterative power, delay, and energy measurement experiments, attaining a coefficient of determination (R^2 score) of 0.95. The scaling models proposed in [85] and [83] are more accurate for comparing devices at different technology nodes and supply voltages than the classical scaling methods. The generalized method of statistical modeling through ML algorithms has already been discussed in Section IV.

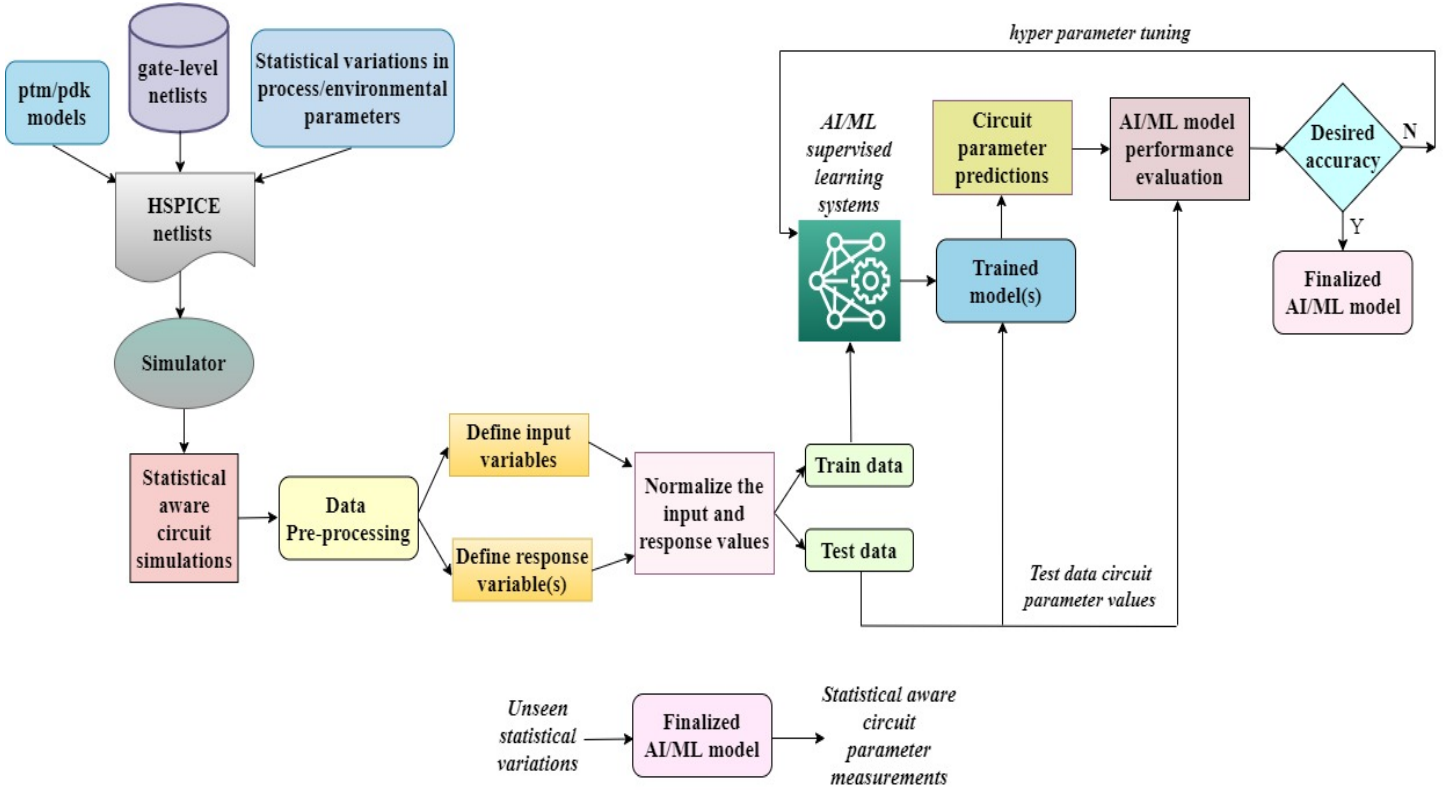


Fig. 7. Generalized statistical aware modeling for VLSI circuit simulation

Further, Cao et.al. [86] proposed a robust table-lookup method for estimating the gate-level circuit leakage power and switching energy of all possible states using the Bayesian interface and neural networks (NNs). Their model uses pattern recognition by classifying the possible states on the basis of the average values of power consumption using NNs. The idea is centered on using the statistical information on the available SPICE power data points of a circuit to characterize the correlation between the state-transition patterns and power consumption values of the circuit. Such correlated pattern information is further utilized to predict the power consumption of any seen and unforeseen state transition in the entire state-transition space of the circuit. The estimation errors obtained using NNs always exhibit normal distributions, with much smaller variations compared to those of benchmark curves. Further, the estimation error decreases with increasing number of clusters and complexity of the NNs when appropriate features are extracted. Additionally, the time required to train and validate the NNs is negligible when compared to the computing time required to generate statistical distributions using the SPICE environment.

Development of MPR and ANN models for measuring the PVT-aware leakage and total power in CMOS and FinFET digital logic cells was reported in [87] and [88]. The developed models demonstrated high accuracy with $< 1\%$ error w.r.t. the HSPICE simulations. Recently, Amuru et.al [40] reported a PVT-aware estimation of leakage power and propagation delay with Gradient boosting algorithm (GBM), which yields a $< 1\%$ error in estimations with 10^4 times improvement

in computational speed compared to HSPICE simulations. These characterized library-cell estimations can be used for estimating the overall leakage power and propagation delay of complex circuits, avoiding the relatively long simulation runs of traditional compilers.

Comprehensive analysis of the delay and power characteristics of VLSI circuits being designed at the sub-nanometer scale under expanding PVT variations is extremely important for parametric yield estimation. An accurate yield estimation in the early stage of the design cycle can have a positive impact on the cost and quality of IC manufacturing [89], [90]. Accurate predictions are made by well-trained AI/ML algorithms, such as polynomial regression, ANNs, and GB, as reported earlier, with power and delay estimations very close to those of the most-reliable HSPICE models. Incorporating such efficient ML models in EDA tools for library-cell characterization at the transistor level and gate level facilitates the performance evaluation of complex VLSI circuits at very high computational speeds, facilitating the analysis of the yield. These advanced computing EDA tools drastically improve the turnaround time of the IC.

C. CIRCUIT LEVEL

The design and performance of digital circuits can be optimized using AI/ML algorithms. Stockman et. al [91] discussed a novel approach for predicting the power consumption based on memory activity counters, exploiting the statistical relationship between power consumption and potential variables. The proposed ML models for the prediction include support

vector regression (SVR), genetic algorithms, and NNs. They showed that a NN with two hidden layers and five nodes per layer is the best predictor among the chosen ML models, with a mean square error of 0.047. In addition, they explained that the ML approaches are significantly less costly and less complex than a hardware solution, with reduced run time. Hou et. al. [92] reported the power estimation of VLSI circuits using NNs. Trained NNs can estimate the power using the input/output (I/O) and cell number without requiring circuit information such as net structures. This approach requires the power estimation results of benchmark circuits to train the target NN. Limited experimental results have shown that this method can give acceptable results with a specific net structure at a considerably high speed. Garg et. al. presented SVM-based macromodels for characterizing transistor stacks of CMOS gates with an average increase in runtime of 17 \times compared to those of the HSPICE computations for estimating the leakage power [93]. Janakiraman et. al [94] proposed an efficient ANN model for characterizing the voltage- and temperature-aware statistical analysis of leakage power. The designed model showed 100 \times improvement in runtime with $< 1\%$ and $< 2\%$ error in mean and standard deviation of Monte-Carlo statistical leakage estimations. The complexity of the comprehensive model is reported as $O(N)$ on par with existing linear and quadratic models [95]–[98]. kahng et.al. [99] proposed a hybrid surrogate model that combines the predictions of ANN and SVM models for the estimation of the incremental delay due to the signal integrity aware path delay in a 28-nm FDSOI technology, demonstrating a worst-case error of $< 10ps$. Statistical characterization of VLSI circuits under the presence of process variations is essential for avoiding silicon re-spins. An accurate power estimation of CMOS VLSI circuit using Random Forest (RF) that performs better compared to NNs is proposed in [100]. Miranda et.al [101] proposed a variation-aware statistical design of experiments approach (s-DoE) for predicting the parametric yield of static random access memory (SRAM) circuits under process variability. Their approach achieved an accuracy of approximately two orders of magnitude better than that for the sensitivity analysis in the tail response under 3σ process variations, as well as a CPU time 10–100 times less than that in MC simulations. The case studies in the article demonstrate the advantage of s-DoE in choosing the region of interest in the distribution for improving the accuracy while reducing the number of simulations.

D. RTL level

The effect of process variability on guard bands and its mitigation are detailed in [102]. Jiao et.al [103] proposed a supervised-learning model for the bit-level static timing error prediction modeled at the RTL level, aiming for guard-band reduction in error-resilient applications. They considered floating-point pipelined circuits in their analysis. The circuit's behavior was characterized with timing errors using the Synopsys design and Synopsys IC compilers as frontend and backend design tools, respectively. Synopsys prime-time was used for

voltage and temperature scaling, followed by a post-layout simulation with the SDF back-annotation in Mentor Graphics ModelSim to extract the bit-level timing error information. The logistic regression model shows an average accuracy of 95% at various voltage/temperature corners and unseen workload, with an average guard-band reduction of 10%. The average power estimation from the RTL simulations using a graph NN [104], GRANNITE, is presented in [105]. GRANNITE achieved $> 18.7X$ speedup when compared to traditional per-cycle gate-level simulations. ML-based power estimation techniques at the RTL level that outperform commercial RTL tools [106]–[108] are proposed in [109], [110]

The AI/ML strategies can be extended to the circuit and RTL level to build macrocell models for parametric yield estimation and optimization. The models built using ANNs, CNNs, and deep learning techniques are useful for complex cell design optimization and power-delay product prediction as they are less dependent on the complete circuit description. Another important bottleneck is the generation of big data for ML algorithms. ML algorithms require a large amount of simulated data to accurately develop I/O relationships, which might not be possible at all levels of digital circuits and their applications. The concept of GANs can help address this concern. Generative models aim to estimate the probability distribution of the training data and generate samples that belong to the same data distribution manifold [111]. GAN-based semi-supervised method architectures for the regression task proposed recently [112] strengthen the possibilities of applying GAN to the regression tasks of digital circuits. Different measures and techniques need to be explored to keep the quantization error introduced by these networks in check.

E. POST LAYOUT SIMULATION

The learning-based approach can be extended to predict the dynamic IR drop and ground bounce during the engineering change order (ECO) modification with the training data available before the ECO [113]. ML models also facilitate the efficient use of resources in repeated dynamic IR-drop simulations. The model proposed in [113] reduces the training time by building small-region models for cell instances for IR-drop violations instead of building a global model for the entire chip. Further, ML models work on the regional clusters to extract the required features and predict the violations. Experiments on validated industry designs show that the XGBoost model outperforms convolutional NNs (CNNs) for IR-drop prediction, requiring less than 2 min for each ECO iteration. Zhiyao Xie et.al [114] developed a fast design independent dynamic IR-drop estimation technique named PowerNet based on CNNs. Design-dependent, ML-based IR-drop estimation techniques are proposed in [115]–[117] and [118].

Han et.al [119] proposed a ML-based tool called Golden Timer eXtension (GTX) for sign-off timing analysis. Using the proposed tool, they attempted to predict the timing slack between different timing tools and the correlation between the sign-off tool and implementation tool across multiple

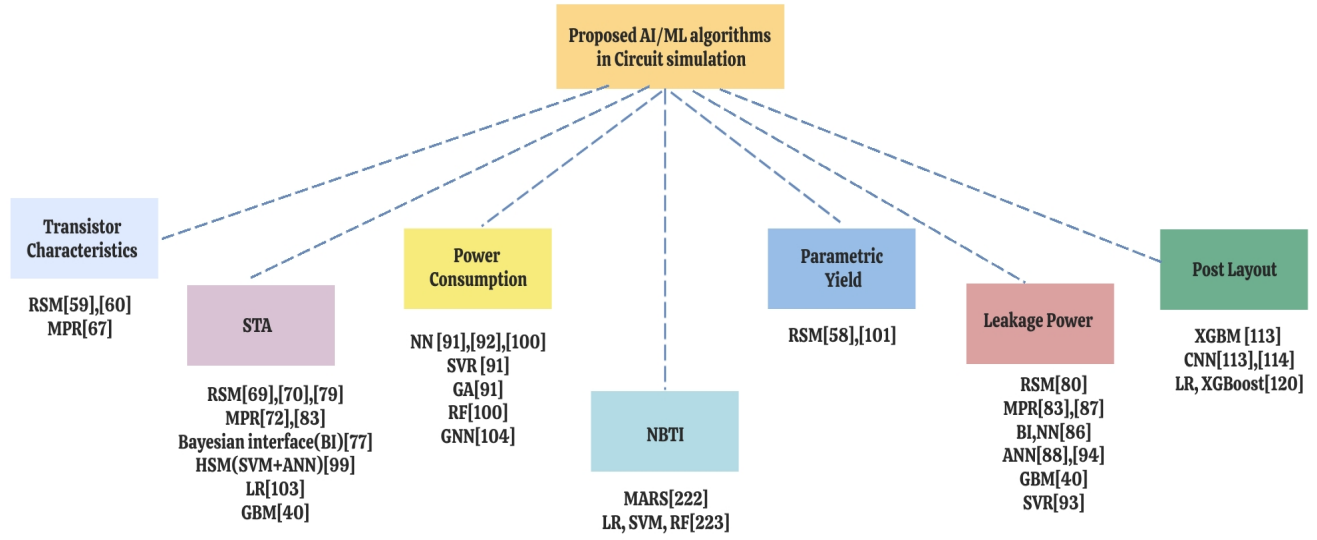


Fig. 8. Summary of proposed AI/ML algorithms in literature for circuit simulation parameter estimation/performance evaluation

technology nodes. The bad yield due to the inaccurate timing estimation by the STA sign-off, particularly at nodes below 16 nm, at low voltages can be improved using surrogate tools, supporting advanced processes for accurate timing calibration. ML/AI strategies can be used to address this issue. A low-cost machine learning-based chip performance prediction framework using on-chip resources is proposed [120]. It predicts the maximum operating frequency of chips for speed binning with an accuracy of over 90% w.r.t Automatic Test equipment (ATE). Experimental results on 12nm industrial chips show that linear regression is more suitable with less training time and model size than XGBoost. It also proposes a sensor selection method to minimize the area overhead on on-chip sensors.

A summary of the AI/ML algorithms proposed in the literature to address VLSI circuit simulation is presented in Fig. 8. The figure also includes NBTI (presented in Section IX) for the completeness of the techniques related to the simulation. The NBTI is evaluated under the reliability analysis.

AI and ML can be incorporated into EDA tools and methodologies at various stages of circuit simulation, as reported earlier, to address different statistical/parameter estimations, including the leakage power, total power, propagation delay, effects induced due to aging, yield, and power consumption. Assimilation of these automated learning strategies into VLSI circuit design and simulation will revolutionize the field of CAD-VLSI considering the numerous related advantages.

VI. AI IN ARCHITECTURES

Design of VLSI architectures became dynamic with the evolution of AI/ML techniques [121]–[123]. Over the last few decades, different architectures have inspired the advancement of VLSI technology. ML techniques are being increasingly employed in the development of VLSI architectures. Most

of the design developments/improvements are motivated by the need for increased processing speed, improved reliability, and reduced implementation cost. The architectural designs proposed in the literature are based on the application domains of image processing, memory systems, signal processing, speech processing, systolic arrays, and microcomputer arrays.

A. Memory Systems

For high-performance computations, Zhang et.al. [121] proposed a 6T-SRAM array that stores a ML classifier model, which is an ultra-low energy detector for image classification. The prototype is a 128×128 SRAM array that operates at 300 MHz, with an accuracy equivalent to that of a discrete SRAM/digital-MAC system. Kang et.al. [124] proposed deep embedding of computation in an SRAM parallel processing architecture for pattern recognition in a 256×256 image; their model enables multi-row read access and analog signal processing without degrading the system performance. Their method employs two models: multi-row READ and the analog sum of absolute difference (SAD) computation. This architecture is different from conventional architectures as data path between the processor and memory is not required. The SAD is computed at different locations of the array in parallel with multiple windows of the template pattern.

Gonugondla et.al. [125] presented a robust, deep in-memory ML classifier with a stochastic gradient descent based on a chip trainer using a standard 16-kB 6T1SRAM array. The proposed deep in-memory architectures (DIMAs) improve the energy and throughput efficiencies compared to the convention digital architectures by reading multiple bits per line per reading cycle. This prototype consumes 42 pJ/decision at 32 M decisions/s, corresponding to 3.12 TOPS/W during inference. Mingu et.al. [122] also worked on DIMA as a substitute for the regular von Neuman architecture for realizing

energy and latency-efficient ML SoCs. This architecture was employed mainly for targeted applications, such as IoT and autonomous driving, which require computing heavy ML algorithms. DIMA eliminates the need for separate computation and memory by implanting the conventional memory periphery with the computation hardware. The design employs 6T SRAM with a changeless structure of the bit-cell to maintain the storage density.

Schuike et.al. [123] proposed a near-memory architecture for training DNNs. This model was developed for accelerating DNN training instead of interference. The training engine, NTX, was used to train the DNNs at scale. They explored the RISC-V cores and NTX coprocessor by reducing the overhead on the main processor by seven times. The NTX combined with the RISC-V processor core offers a shared memory space with single-cycle access on a 128-kB tightly coupled data memory. The architecture employs a hybrid memory cube as the memory module for training the DNNs in data centers. A thorough review on accelerators is presented in [126].

B. Algorithms Evaluation on Silicon

Cheng et.al. [127] introduced the training-in-memory architecture for the memristor-based DNN named TIME. This reduced the computation time of the regular training systems. This architecture supports not only interference but also back-propagation and update during the training of the NNs. It is based on metal-oxide resistive random access memory, which enhances performance and efficiency. The main module is divided into three subarrays: full-function, buffer, and memory. The full-function subarray manages the memory as well as the training operations such as interference, backpropagation, and update. The memory subarray manages data storage, whereas the buffer subarray holds the intermediate data for the full-function subarray. This architecture improves energy efficiency in DRL and supervised learning.

Kaplan et.al. worked on K-means and KNN ML algorithm evaluation for processing-in-storage acceleration of ML (PRINS) [128], a system employing resistive content addressable memory (ReCAM). This architecture functions both as a storage and a massively parallel associative processor. This design works better than the von Neumann architecture model in managing the bottleneck between the storage and main memory. These algorithms outperformed CPU, GPU, and field-programmable gate array (FPGA) in fetching time-accessing data from the main memory. The ReCAM is more efficient than traditional CAMs as it implements line-by-line execution of the truth table of the expression. PRINS enhances the power efficiency and performance compared to other hardware for both K-means and KNN evaluation.

Further, Wang et.al. [129] discussed parallel digital VLSI architecture for combined SVM training and classification. In this parallel architecture, a multi-layer system bus and multiple distributed memories are used to fully utilize parallelism. Prior to this, many SVMs were developed and discussed in [130]–[132], mostly focusing on the 90-nm technology node. Distinctively, Wang et. al in [129] developed the SVM on a

45-nm node on a commercial GPU with an enhanced speedup of 29× compared with those of traditional SVMs on digital hardware.

C. Systolic Arrays

A systolic array is a subset of the data-flow architecture comprising several identical cells, with each cell locally connected to its nearest neighbor. A wavefront of computation is propagated in the array with a throughput proportional to the I/O bandwidth. Systolic arrays are fine-grained and highly concurrent architectures. The progress of IoT-based smart applications has increased the demand for AI algorithms exponentially.

Ahmad et.al. [133] explored systolic arrays for acceleration based on CNNs to allow scalable architectures. The design proposed in [133] is considered better than the existing CNNs on FPGAs because of the number of LUTs utilized on the FPGA. However, [134] failed to employ multiple data transversal orders. These designs failed to exploit the on-chip digital signal processor (DSP) cores and memory. The design in [133] is called Systimator, which supports multiple data transversal orders. The other CNN-based design was proposed by Zhang et.al. [135] and is designed for speed improvements. They exploited the systolic array architecture to improve the accuracy by utilizing its regular and simple interconnects. This design is an improvement over the earlier designs in [136]–[138], which were unsuccessful in optimizing the processing elements on the hardware.

Yalamanchili et.al. [139] developed DNNs using systolic arrays. Their design achieved a high degree of concurrent computation and a high data-reuse rate, whereas the design proposed in [140] failed in terms of computational efficiency and performance. These designs create irregular sparse models that fail to exploit the data-reuse rate feature of the systolic array. Structured pruning was introduced in [141], [142] to overcome the problem associated with the data-reuse rate that produces DNNs compatible with the synchronous and rhythmic flow of data from memory to the systolic arrays.

VII. AI AT THE SOC

In the mid-1980s, the widespread availability of programmable logic commercially led to the use of FPGA to accelerate computing [129], [139]. The FPGA became a robust device for hardware accelerators because of its low cost, high energy efficiency, reusability, and flexibility. FPGAs provide noteworthy advantages over microprocessors and DSPs for high-performance and low-volume applications [133]. The imperative argument for using FPGA as a reconfigurable hardware accelerator is that the commercially available FPGAs still follow Moore's Law. FPGAs offer parallelism as well as a flexible design. DSP models, floating-point units, ALUs, high-speed multipliers, etc., can be effectively implemented using NN techniques as NNs are biologically inspired and require parallel computations. The fundamental advantage of NNs for digital applications is that high-speed digital circuits can be realized efficiently because of the almost constant operation

time regardless of the increasing number of bits in the circuit. Exploiting the parallelism in NN computations also provides a balance between the use of internal and off-chip memory. FPGAs can be used as co-processors due to their flexibility to allow lean, efficient controller design. Furthermore, FPGA designs are never affected by hardware limitations owing to their reconfigurable characteristics. As the boundary between memory and bandwidth is a bottleneck, FPGAs have become a suitable hardware platform for database queries. Data mining and ML have now become popular, resulting in large amounts of data.

Joseph et. al [143] developed empirical models for processors using LR to characterize the relationship between processor response and micro-architectural parameters. Yun et.al [144], Lee et.al [145] proposed power estimation models established via regression analysis for accurate prediction of the performance and power of microprocessor applications in the micro-architectural design space. The model proposed in [145] reduces the simulation cost with increased profiling efficiency and improved performance by effectively assessing and modeling the sensitivity according to the number of samples simulated for the model formulation and finding fewer than 4000 sufficient samples from a design space of approximately 22 billion points. Depending on the application, 50% - 90% of predictions achieve error rates of $< 10\%$. The maximum outlier error percent reported is approximately 20% - 33%. Further, hierarchical clustering is employed in [144] to determine the best predictors among the 10 considered events. The proposed model shows an average estimation error of approximately 4% between the actual and estimated power consumptions when applied to an Intel-XScale-architecture-based PXA320 mobile processor.

Meng et.al [146] proposed design space exploration (DSE) for OpenCL applications of FPGA tools using ML. The proposed adaptive threshold non-Pareto elimination focuses on estimating the model inaccuracy rather than improving the design objective regression. The recommended mathematical model involves implementing ML technology for the FPGA DSE task and focuses on learning the model inaccuracy by understanding the regression model. As a proof of concept for ML being a breakthrough in VLSI CAD, Rai et. al explored the connection between logic synthesis of incompletely specified functions and supervised learning through an International Workshop on Logic Synthesis [147]. It has been proved that synthesis can be done using machine learning algorithms for the careset to reduce area and power significantly. Jokic et. al [148] presents a complete end-to-end dual-engine SOC for face analysis that achieves $>2X$ improvement in energy efficiency compared to the state-of-art systems. The efficiency comes with the hierarchical implementation of Binary Decision Tree in the first level and more power-hungry CNN in the next level, which is triggered only when needed. ML models for hardware acceleration is another fast growing field of research.

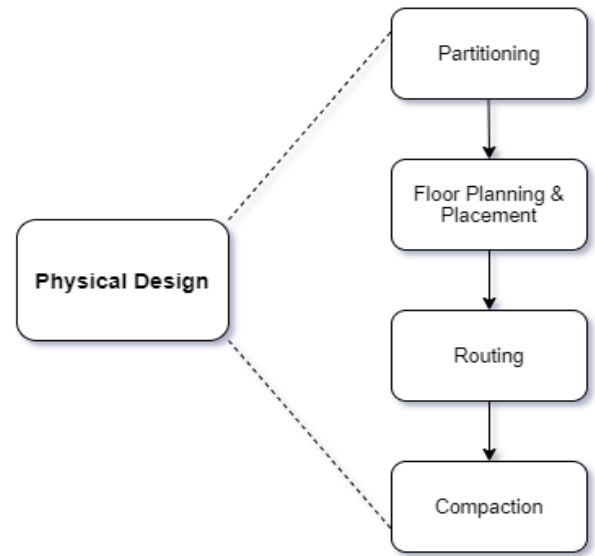


Fig. 9. Physical Design Flow

VIII. AI IN PHYSICAL DESIGN

Here, we explore the impact of AI/ML in physical design, which has many difficult combinatorial problems that are difficult to solve optimally. The complexity of these problems has increased due to the increasing constraints from design configurations and manufacturing in advanced technology nodes [20]. Over time, it has been observed that printing ever-small features on silicon with the earlier used 193-nm wavelength light introduces unprecedented levels of manufacturing challenges at the sub-micrometer and nanoscale technology nodes, which are generally addressed with a growing set of complex design rules (DRC) and design for manufacturing (DFM) constraints. Traditionally, the issues related to DRC and DFM are managed easily. Any violations that occur are detected and fixed manually. However, this traditional approach of design closure cannot meet the current market demands. In addition, the design quality and manufacturing process in the later stages of the VLSI design flow become increasingly sensitive to the changes in the early stages, in turn increasing the turnaround time and retarding the design closure. Thus, the early-stage prediction of valid designs is becoming increasingly critical, particularly at the current technology nodes.

In fact, physical design is one of the earliest areas of VLSI-CAD where ML was used [149]. Physical design can be broadly divided into four categories (Fig. 9): partitioning, floor planning, placement, and compaction. Partitioning is one of the dominant areas of VLSI physical design. The main objective of partitioning is to divide the complex circuit into sub-blocks such that designing these sub-blocks individually and then assembling them separately reduce the complexity of the entire design considerably. Data mining algorithms allow analyzing the data and extracting information. Feature extraction is one of the most important aspects of implementing a ML model, particularly in the physical-design domain. A good feature extraction and sampling scheme will significantly improve the

accuracy and runtime of an ML model. Although the extensive application of ML algorithms has been performed on certain subcategories of physical design, the main goal is to improve the overall efficiency of the step in which it is applied.

A. AI for Placement

Placement is a critical stage in the VLSI design flow. It determines the physical locations of logic gates (cells) in the circuit layout, and its solution has a huge impact on the subsequent routing and post-routing closure. Placement usually comprises three stages: global placement, legalization, and detailed placement. Global placement provides the rough locations of standard cells. Legalization removes any design rule violations and overlaps on the basis of the global placement solution. Detailed placement incrementally improves the overall placement quality [150]. In VLSI placement, wire length (e.g., Steiner tree wire length) is a very important and widely used metric for random logic designs. Conventionally, logic designs contain data paths in which cells are characterized with a high degree of bit-wise parallelism. Already existing analytical placement techniques handle them sub-optimally [151]. For designs with many embedded data paths, it is crucial to extract and place them appropriately for high-quality placement. However, due to technological constraints, modern placers fail to handle data paths effectively. This is where ML plays a key role. In [152], Ward et al. proposed a data-path-extraction method using SVM and ANN techniques. It was observed that SVM can achieve the global optimum in maximizing the separation margin; however, it is more likely to be affected by noise. In contrast, ANN is more robust to noise; however, achieving the optimal training accuracy is difficult. Therefore, a pattern is a data path only if both the SVM model and the ANN model output positive predictions, utilizing the advantages of SVMs and ANNs.

Chip placement is one of the most time-consuming and complex stages in the chip design cycle. Nowadays, owing to the advancement of technology nodes, chip design occurs in years, which leaves the design engineers with the speculative task of optimizing the chips for ML models. Shortening the chip design cycle would allow the hardware to adapt to the ever-growing field of AI. It is believed that AI will provide the necessary means to shorten the chip design cycle, ultimately forming a symbiotic relationship between the hardware and AI, with each promoting the advancement of the other. To reduce the time required by the chip placement stage in the chip design cycle, Azalla et. al, proposed an approach that can learn from past experiences and improve over time [153]. The authors posed placement as a reinforcement learning (RL) problem and trained an agent to place the nodes of a chip netlist onto a chip canvas such that the final power, performance, and area were optimized while adhering to the constraints imposed by the placement density and routing congestion. The RL agent (policy network) sequentially places the macros, and once all macros are placed, a force-directed method is used to produce a rough placement of the standard cells. This RL agent becomes faster and better at chip place-

ment as it gains experience on numerous chip netlists. The results ensure that the proposed approach generates placements in under 6 hours, whereas the strongest baselines require human experts in the loop, and the overall process may take several weeks. Research on GPU acceleration for placement and timing analysis achieved 500x speed-up for static timing analysis on a million-gate design harnessing the power of machine learning techniques with heterogeneous parallelism [154].

In the era of quantum computing, the race to develop the first scalable quantum computer has always been an area of interest. Quantum computing utilizes the power of quantum mechanics, which provides a promise of massive parallelization. However, full fault tolerance is never achieved due to the high error rates in the current hardware and the high overhead error-correcting codes. Isaac et. al [155] proposed a method for combining quantum ML techniques, investigated its applications in EDA, and obtained potential solutions to the VLSI placement problems. A complete placement was achieved using the variational quantum Eigen solver (VQE) [156] approach, which was tested on two circuits: a toy circuit (comprising eight gates) and another circuit called “Apte,” taken from the microelectronics center of North Carolina placement circuit benchmark suite, which is often considered as a VLSI placement benchmark circuit.

B. AI for Clock Tree Synthesis(CTS)

A large percentage of the overall power in the final full-chip design is contributed by the clock network. Therefore, it is important to have an optimized clock tree that prevents serious design problems, which primarily include excessive power consumption, high routing congestion (caused when extra shielding techniques are used), and elongated time closure. With the downscaling of devices, the run time and complexity of existing EDA tools for accomplishing CTS have increased. Highly efficient clock trees that optimize key-desired parameters, such as the clock power, skew, and clock wire length, are required. This is achieved by searching for parameters in a wide range of candidate parameters, which is usually a very time-consuming process. Several ML algorithms have been proposed to automate the task of predicting the clock-network metrics.

Data mining tools such as the cubist data mining tool [157] are used to achieve skew and insertion delay efficiently. In [158], statistical learning and meta-modeling methods (including surrogate models) were employed to predict essential parameters, such as the clock power and clock wire length (as shown in Fig. 10). In [159], the authors implemented a hierarchical hybrid surrogate model of their design, which mitigated the challenges of parameter multicollinearity in relatively high dimensions. ANNs are used for predicting the transient clock power consumption based on the estimation of clock-tree components [160].

Many complex and interrelated components during the manufacturing process affect the yield of an IC. Reducing the cycle time is an effective approach for achieving improved

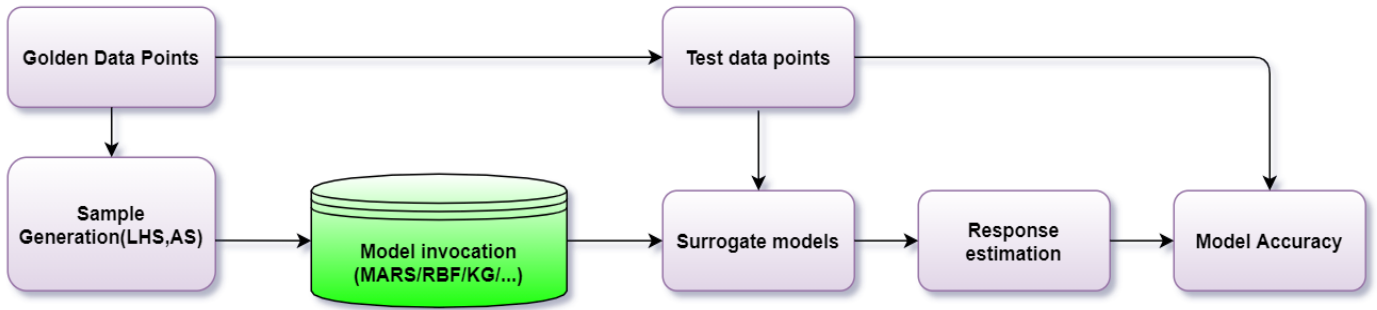


Fig. 10. Meta Modeling Flow

fault detection, cost reduction, and yield enhancement [161], [162]. The approach of data mining and ML can be used for analyzing the extracted information and knowledge from different stages of manufacturing for troubleshooting and defect diagnosis, which decreases the turnaround time. Learning approaches are proposed in [163] for yield enhancement.

C. AI for detailed routing congestion prediction

Global routing (GR) is one of the important stages in the physical design flow. A global router routes trees on a coarse grid to minimize congestion and other design objectives. It is during GR that a routing congestion model is used to estimate detailed routing congestion according to global routes, such as wire segments and vias. Due to technological advancement, there is a need to modify the design rules. The complexity of the design rules, such as the diagonal width, minimum step, minimum area, minimum closed area, minimum enclosed area, notch, minimum cut, and width-length-dependent spacing, is increasing significantly (an example is provided in a recent work [164]). This results in a considerable gap between the routing congestion model used in GR and the real congestion in detailed routing. These increased design rules forbid certain relative positions and patterns of layout geometries and largely affect the routing resource allocation in detailed routing. Several models [164]–[168] which are optimized versions of existing technology nodes, have been proposed to increase the accuracy of the routing congestion model used in GR. However, there are some limitations to the proposed models:

- 1) Factors contributing to the routing congestion are assumed to be independent. However, they may interact with each other.
- 2) Sophisticated designing of an explicit congestion model for every design rule is very difficult.
- 3) The resource consumption and congestion contributed by the local pin access paths are difficult to estimate.

Qiang et. al [169] proposed a new ML-based method to construct a routing congestion model without explicitly modeling every sophisticated design rule. In the proposed method, a new mapping function from global routes and layout data to detailed routing is employed. The detailed routing congestion is contributed by various factors, such as the local pin access paths and global routes. These critical features are extracted from the layout and GR results. The data of the layout and

global routes are first collected from the GR stage. The data of the detailed routing congestion, including the utilization and the DRC violations, are collected from the detailed routing stage. They form the labeled data for training the model. Thereafter, the ML algorithm is employed to construct a routing congestion model. For the routing congestion modeling, multivariate adaptive regression splines (MARS) [170] are used. MARS is a non-parametric regression technique for the flexible regression modeling of high-dimensional data. Subsequently, the constructed model is integrated into the GR, provided it has a good prediction performance.

Fast GR, a technique often used in industry-level design processes, is neither fast enough for overall routability forecast nor accurate enough for pinpointing DRC hotspots. Several ML approaches have been explored [169], [171]; however, these models do not handle macros when present in a large area because a large region, which is often considered as the entire layout of the circuit, needs to be “receptive” to the ML model. Zhiyao et. al [172] proposed a new approach called RouteNet, where the two above-mentioned problems are solved. For both the problems, macros are also considered as they are prevalent in modern industrial designs and the approach is built upon the concept of CNNs. The proposed method has a high accuracy and speed as it rapidly forecasts the overall routability in terms of the design rule violation counts considering macros. For predicting DRC hotspot locations considering macros, RouteNet has 50% higher accuracy than GR. In [173], the authors proposed a novel-graph-NN-based approach for congestion estimation that does not require placement information. Deep NNs are trained to predict the congestion properties of the final physical design on a per-cell basis, given only the gate-level netlist graph as input. Graph attention networks (GATs), which are a form of deep NNs, are employed for the task. Goswami et al. proposed a regression-based routing congestion prediction problem for FPGAs [174]. The paper reports important features through a thorough feature engineering for modeling the regression algorithms - RF, MLP, LR, Multivariate Adaptive Regression Splines (MARS). On average, the proposed methodology is 25 to 50 times faster than Xilinx Vivado based routing calculation tool, which reports actual congestion after detailed routing.

D. AI for detailed Routing (DR) prediction from Global Routing (GR) results

One solution for reducing the overall time of physical design is to predict the circuit performance after physical design. Li and Franzon [175] proposed a ML approach using the concept of surrogate modeling (SUMO). They employed surrogate models to predict the results after the GR step. In the first stage, SUMO generated models for each output to predict the GR results in the future. In the second stage, after analyzing the linear relationships among thousands of GR results and detailed routing results, these results were set as inputs and outputs, respectively, in ML models. NNs and decision trees are the most used ML models for the job. These trained ML models precisely predict the after-detailed routing results using the GR results.

E. AI for detailed routing violation prediction

Ignoring the routability rules during the placement process may result in infeasible designs. The congestion estimations given by the global router are conventionally used for routing estimation during placement; however, it does not include real detailed routing violations, affecting the routability of a design. Many factors lead to detailed routing violations. Clear modeling of all these factors is a very complex task. Owing to the downscaling of technology, the increase in the design rules in modern technology, such as pre-routed wires, cell-edge spacing, and blockages in modern circuits, add complexities to the placement, which are difficult to address using traditional placement techniques. To mitigate the routing violations, a GR estimation is conventionally used as a guide during the placement process. As the dimension of the technology decreases, determining the correlation between the GR estimation and detailed routing violations become difficult and the gap between the congestions estimated using a global router and detailed routing violations show an increasing trend.

Aysa et. al. [176] proposed a ML-based method for predicting the shorts that are a major component of detailed routing violations. The problem of predicting routing violations during the placement is modeled as an imbalanced data binary classification problem. The general flow of the system block is shown in Fig 11. In the routing step, each circuit under training is routed using a detailed routing tool and the locations of any identified shorts are collected. In feature extraction, the circuit area is divided into very small tiles and occurrences of shorts are investigated inside these tiles. Each tile (selected to be small enough) is described by a feature vector (appropriate features that contribute to routing violations are considered in the feature vector) and is considered as an instance. An instance belongs to the negative (N) class and is labeled with the target value of 0, i.e., there is no short in its tile area. An instance belongs to the positive (P) class and is labeled with the target value of 1 if any short violation is observed in its tile area after detailed routing. The collected data are fed to a supervised-learning algorithm. The selection of the supervised-learning algorithm should be based on its performance on the

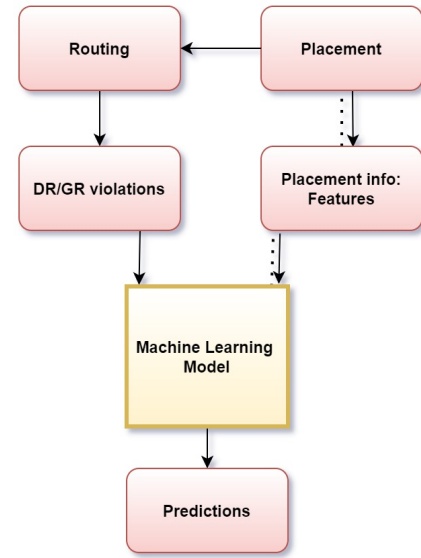


Fig. 11. Typical flow of ML based routing techniques

imbalanced dataset. The RUSBoost algorithm [177] [178] is the best for predictive modeling owing to its robustness on imbalanced data.

Physical design is a very crucial step in the VLSI chip design process. As modern VLSI circuits have billions of transistors and interconnects, ML techniques are very useful in achieving the desired results. Although several areas of physical design still use the traditional methods, predictably, in the near future, several new and improved ML methods will be adopted to achieve improved and efficient results.

After placement and routing, the layout is generated and the design is ready for fabrication.

IX. AI IN MANUFACTURING

Numerous semiconductor manufacturing processes are required when producing semiconductor products, including wafer preparation, epitaxy, oxidation, diffusion, ion implantation, lithography, etching, and metallization [179]. Once the manufacturing process is completed, the product is packaged to protect the semiconductor from the external environment before it is released to the market. All the steps are performed in highly sophisticated fabrication units with constant human supervision.

A. AI for Lithography

Most of the chip-manufacturing processes are complex chemical processes, except for the lithography process. Lithography, a crucial step in chip manufacturing, is a process after physical design for transforming the layout data into lithographic masks. Masks identify spaces on the wafer where certain materials need to be deposited, diffused, or removed. The fabrication process comprises several steps and involves deposition and diffusion of various materials on the wafer. During each step, one mask is used. Several dozen masks may be used in the fabrication process. This process is known as tape-out.

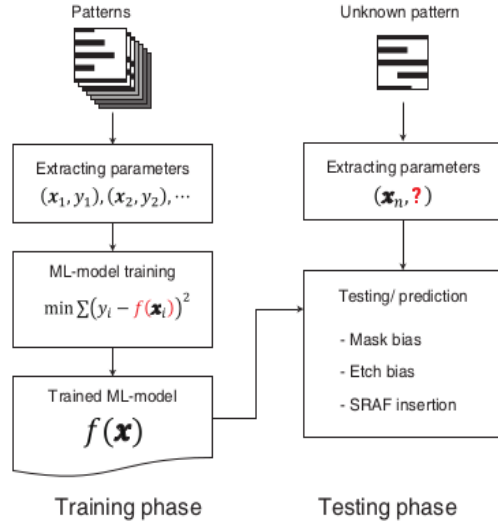


Fig. 12. Typical procedure of ML based mask Synthesis Flow

The exposure parameters required to achieve accurate pattern transfer from the mask to the photosensitive layer primarily depend on the wavelength of the radiation source and the dose required to achieve the desired change in the properties of the photoresist. Identification of the defects during mask synthesis and verification at each stage of lithography before proceeding to the next stage are crucial but very difficult in the nanometer dimensions, particularly due to the increased random process variations. Introduction/improvement of automated procedures at various stages of lithography is necessary to improve the manufacturing yield and reduce the cost and turnaround time. Traditionally, this was a very laborious process; fortunately, the introduction of ML has afforded many opportunities for increasing the process speed, particularly in mask synthesis and verification [180].

1) *At Mask Synthesis:* Optical lithography is the most widely used technique in IC manufacturing, where a mask with specific patterns is transferred to a wafer after a series of steps. Moore's law has driven features to ever smaller dimensions, and the technology has been scaled down to the limit of light wavelength. Consequently, the patterns printed get distorted due to diffraction and resist process effects. Various resolution enhancement techniques (RETs) are employed to improve the performance of photo-lithography. Optical proximity correction (OPC) and sub-resolution assist feature (SRAF) insertion are the most used RETs to maximize the process window and ensure accurate patterns on the wafer. However, these enhancement techniques suffer from an extremely long runtime owing to their laborious iterative process. This is where ML can be adopted to improve the turnaround time and accuracy [181]. The typical flow of ML-based mask synthesis is shown in Fig. 12.

OPC is a commonly used RET to compensate for the errors caused by diffraction and process effects. Edge segments are optimized for a robust print on the wafer. LR was the first

ML technique used in OPC. A LR model for predicting the optimum starting point for a traditional-iterative-model-based OPC has been proposed [182]. Using discrete cosine transform coefficients from the lowpass-filtered $2 \times 2 \text{ um}$ layout patterns as inputs and creating separate models for normal edge, concave corner, and convex corner fragments, they achieved a 32% reduction in the runtime. Deep learning came into use when Luo [183] proposed a three-layer MLP to generate the optimal mask pattern for OPC. Using the steepest descent method to generate the training set, his model achieved a drastic reduction in computation time. A hierarchical Bayes model (HBM) was proposed in [184], for OPC, along with a new feature-extracting technique known as concentric circle area sampling (CCAS), which has been widely used for many other models. HBM provides a flexible model that is not constrained by the linearity of the model parameters or the number of samples; this model utilizes a Bayes inference technique to learn the optimal parameters from the given data. All parameters are estimated using the Markov chain MC method [185]. This approach has shown better results than other ML techniques, such as LR and SVMs. Most ML OPCs use local pattern densities or pixel values of rasterized layout as parameters, which are typically very large numbers. This leads to overfitting and, consequently, reduced accuracy. Choi et al. [186] proposed the usage of basic functions of polar Fourier transform (PFT) as parameters of ML OPC. Here, the PFT signals obtained from the layout are used as input parameters for a MLP whose number of layers and neurons are decided empirically. Experimental results show that this model achieves an 80% reduction in the OPC time and a 35% reduction in error.

ML is also being explored in inverse lithography technology (ILT) [187] which is a popular pixel-based OPC method. ILT treats the OPC as an inverse imaging problem and follows a rigorous approach to determine the mask shapes that produce the desired on-wafer results. Jia and Lam [188] developed a stochastic gradient descent model for mask optimization that showed good results in robust mask production. Luo et al. [189] proposed an SVM-based layout retargeting method for ILT, which gives a fast convergence.

SRAFSs are small rectangular patterns on a mask and assist the printing of target patterns; they are not printed even though they are on the mask. The process of SRAF generation is similar to OPC and is computationally expensive. Recently, ML has been applied to SRAF generation. Xu et al. [190] demonstrated an SRAF generation technique with supervised-learning data for the first time. In their model, features are extracted using CCAS and compacted to reduce the size of training data. Logistic regression and SVM models are used for training and testing. Instead of using binary classification models, the author uses the models as probability maxima. SRAFs are inserted at the grids with the probability maxima. This model shows a drastic speedup in computation with less error. Shim et al. [191] used decision trees and logistic regression for SRAF generation, which showed a 10× improvement in runtime.

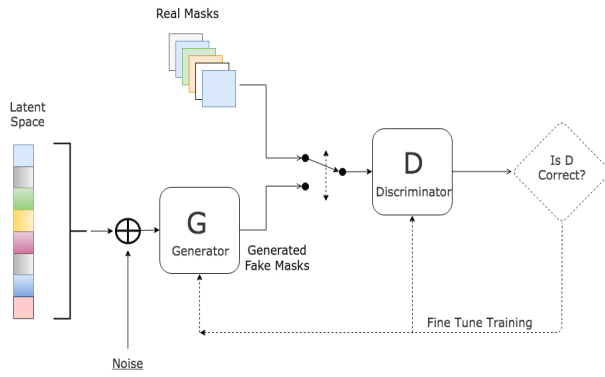


Fig. 13. Generative Adversarial Networks

Etching and mask synthesis are performed simultaneously. Recently, ML has been used in etching to predict the etch bias (over-etched or under-etched). ANNs [191], [192] have been used for the prediction of the etch proximity correction to compensate for the etch bias, yielding better accuracy than traditional methods.

Although these ML models achieve high accuracy, they require a large amount of data for training. In the field of lithography, where the technology shrinks very rapidly and old data cannot be used for the new models, generation of data is a very laborious task. One of the solutions to this problem is to use transfer learning, [193] which takes the data generated through old technology nodes and information about the evolution of nodes, e.g., from 10 to 7 nm, and uses them for model training. The authors also employ active data selection to use the unlabeled data for training using clustering. ResNet is used along with these two active learning and transfer learning techniques, yielding high accuracy with very few data samples for training.

GANs [51] are one of the hottest prospects in deep learning. Figure 13 shows the general design of the basic optimization flow of a generative adversarial network. It contains two networks interacting with each other. The first one is called “generator” and takes random vectors as input and generates samples that are as much closer to the true dataset distribution as possible. The second one is called “discriminator” and attempts to distinguish the true dataset from the generated samples. At convergence, ideally, the generator is expected to generate samples that have the same distribution as the true dataset. Recently, this technique has been exploited in lithography modeling. GANs are used for OPC where intermediate ILT results are used to initialize the generator; this improves the training process, allowing the network to produce an improved mask [194]. In [195], CGAN was used for the generation of SRAF. Conditional GAN is an extension of GAN, where the generator and discriminator are conditioned on some auxiliary information, such as class labels or data, from other modalities. A new technique for data preparation, i.e., a novel multi-channel heatmap encoding/decoding scheme that maps layouts to images suitable for CGAN training while preserving the layout details was also proposed here.

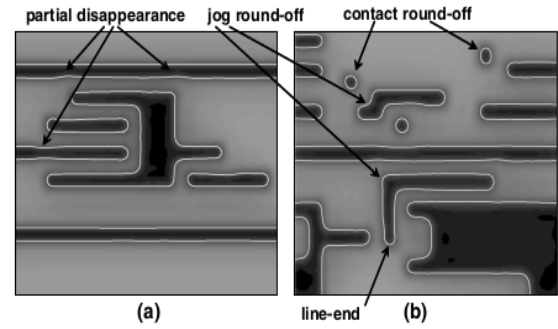


Fig. 14. Examples of lithography hotspot Patterns

This model achieves a 14× reduction in computation costs compared to state-of-the-art ML techniques. LithoGAN [196] is an end-to-end lithography modeling approach where the mask pattern is directly mapped to the resist pattern. Here, a CGAN is used to predict the shape of the resist pattern and a CNN is used to determine the center location of the resist pattern. This technique overcomes the laborious process of building and training a model for each stage, resulting in a reduction in computation time of approximately 190 times compared to other ML techniques.

Different OPC engines work on different design patterns, and each of them has advantages and disadvantages. Compared to the model-based OPC, ILTs generally promise good mask printability owing to their relatively large solution space. However, this conclusion does not always hold as ILTs need to solve a highly non-convex optimization problem, which is occasionally difficult to converge. GAN yields good results; however, it is very difficult to train for some patterns. To overcome these challenges, Yang et al. [197] proposed a heterogeneous OPC flow, where a deterministic ML model decides the appropriate OPC engine for a given pattern, taking advantage of both ILT and model-based OPC with negligible overhead. They designed a classification model with a task-aware loss function to better capture the design characteristics and achieve their objectives. For effective, optimized pattern selection, Yang et al. [198] also proposed an active-learning-based layout pattern sampling and hotspot detection flow. The experiments show that the proposed flow reduces the lithography simulation overhead significantly with satisfactory detection accuracy.

2) *At Mask Verification:* Due to complicated design rules and various RETs such as OPC and SRAF, there may still be many lithographic hotspots that may cause opens, shorts, and reduction in yield (as shown in Fig. 14). Therefore, detecting and removing these hotspots are critical for achieving a high yield. Traditionally, pattern-matching techniques are widely used in hotspot detection. Hotspot patterns are stored in a predefined library and given a new testing pattern; a hotspot is detected if it can be matched to the existing patterns. This technique is accurate for already-known hotspot patterns but does not work well for new, unknown patterns. ML-based

approaches show better accuracy for both seen and unseen patterns.

Early ML usage in lithography hotspot detection included classifiers such as simple NNs (including ANNs) [199], [200] which were used to detect hotspots from given patterns. Clustering algorithms were also extensively used, [201], [202], where a huge dataset of hotspots is divided into multiple classes using these algorithms and pattern-matching techniques are used for the detection of new hotspots. As the detected hotspots in the same class share similar geometric shapes, it is expected that they can be fixed using a common fixing solution. False alarms are a critical issue in hotspot detection in many ML methods. Researchers have been attempting to overcome this challenge. Ding et. al [203] attempted to successfully refine the SVM and ANN classifiers to identify the hotspot patterns more accurately; they achieved a 2.4–2300× reduction in false alarms with a significant improvement in runtime. Topological classification is another method where feedback learning is used to reduce false alarms. Yu et al. [204] classified the already-known hotspots and non-hotspot patterns into clusters according to the topologies in their core regions. Subsequently, they extracted critical features and constructed an SVM kernel with multiple feedback learning from the mispredicted non-hotspots. Combining different ML techniques yields better outcomes most times. Ding et al. [205] proposed a new algorithm that combines ML and pattern matching, and Matsunawa et al. [206] used the AdaBoost classifier; both approaches resulted in a significant reduction in false alarms and outperformed many other ML techniques. Semi-supervised learning [207] is also being used for detection; it leverages both labeled and unlabeled data, thereby reducing the dependence on labeled training data. This is advantageous as it is considerably more difficult to obtain labeled hotspot regions. This method combines both classification and clustering, thereby creating a multitask network that groups the unlabeled data with labeled data and, thereafter, uses them for learning. This method reduces the pre-processing time and amount of labeled training data required.

CNNs are a widely used NN technique in image processing, classification, etc. Hotspot detection is very similar to image classification; as such, CNNs [208], [209] have recently been used in this field, yielding better accuracy than other state-of-the-art ML approaches. Pooling layers are one of the building blocks of CNNs. These layers reduce the number of parameters and computation steps in the network by extracting the statistical summary of the local regions of the previous layer, thereby reducing the feature map dimension and drastically lowering the sensitivity of the NN to small changes. However, in the hotspot detection process, these layers may ignore small edge displacements and turn them into non-hotspot regions. Yang et al. [210] proposed a pooling-free CNN architecture that overcomes this defect, yielding increased accuracy. Online learning is another method in ML where the model is trained and updated with new data that is fed over time to build the predictor for future data. This method can adapt over time and works well with new models;

thus, it can be used in hotspot detection. Although CNN has potential to perform well in hotspot detection, hotspot patterns are always minorities in the VLSI mask design as less number of patterns available for training, resulting in an imbalanced training data set; this results in to a model with high false negatives. In Yang et al. [211] attempted to apply minority up-sampling and random-mirror flipping before training the network and achieved better performance than state-of-the-art hotspot detectors. In this pre-processing technique, the training dataset is first augmented with a mirror-flipped, 180°-rotated version of the original layout clips, followed by up-sampling. In this technique, overfitting can be reduced through random mirroring. Zhang et al. [212] built an online learning model with a novel critical feature extraction technique. They constructed an ensemble classifier using smooth boosting and modified Naive Bayes. Their technique outperformed state-of-the-art methods in terms of accuracy and false alarms. Subsequently, they extended this technique to online learning, which yielded even better performance. One of the critical questions regarding all the ML techniques discussed is how much can the model be trusted? Ye [213] proposed litho-GPA, a Gaussian process assurance (confidence value), provided along with each prediction. The framework also incorporated a set of weak classifiers, along with active data sampling for learning, reducing the amount of training data and computations required.

Layout patterns play an important role as resources for flows of various DFM that we have already discussed. However, VLSI layout pattern libraries are not easily available due to the long and iterative technology life cycle, which can potentially slow down the technology node development. However, significant effort has been devoted to enlarging existing libraries by exploiting existing patterns, including flipping, rotating, and using a random generator. These methods are coupled with complex manuals for guidance and hardly increase the layout diversity owing to their deterministic strategy. To address these problems, Zhang et al. [214] proposed a pattern generation and legalization framework, which comprises two learning-based modules for pattern topology generation and design rule legalization. In the generation stage, a variational convolutional autoencoder (VCAE) [215] is designed for efficient generation of realistic pattern topologies via Gaussian perturbation. For the legalization stage, a CGAN [216] model is used to transform the generated samples from blurry patterns to smooth ones, which significantly reduces the DRC violation risks. Based on an adversarial autoencoder, a pattern style detection tool is designed to examine the pattern styles and filter out unrealistic generated patterns. A novel confidence-aware deep learning model for post fabrication wafer map defect is proposed in [217]. The experiment results on industrial wafer datasets demonstrate superior accuracy compared to traditional approached. The paper also discusses the scope of DL-based approaches for manufacturing and yield in near future.

Evidently, ML is no longer a novelty in the chip fabrication. Chip manufacturers will continue to leverage the technology as it matures. ML provides solutions to some problems; however,

it cannot solve all the problems, at least in the near term. Unlike areas such as image processing, where a large amount of data is available, it is generally difficult and expensive to obtain enough data in VLSI design for training robust and accurate models. Therefore, it is critical to develop techniques for improving the modeling accuracy with a relaxed demand for big data to promote the widespread adoption of ML.

B. Reliability Analysis

Shrinking CMOS geometries over the last few decades have increased the manufacturing defect levels and on-chip fault rates. Increased fault rates have considerably impacted the performance and reliability of circuits. The multiplied fault rates have necessitated an accurate and robust reliability analysis. The basic reliability analysis is centered around the evaluation of logic circuit errors due to hot-carrier insertion, electromigration, NBTI, and electrostatic ejection. The focus of reliability engineers is to correct the functionality and lifetime of the circuit.

As reliability analysis must be precise, numerous mathematical equations are required for the estimation. However, mathematical equations fail to estimate the reliability on large circuits with millions of gates. Reliability engineers have worked on MC simulations, which are rigorous and time consuming. Therefore, the evolution of ML has aided engineers in developing algorithms for exhaustive and rapid reliability analysis. Beg et. al. [218] presented a NN-based nanocircuit reliability estimation method as an alternative to the traditional mathematical methods. This method is time efficient for the analysis of the circuits. Patel et. al. [219] and Krishnaswamy et. al. [220] developed probabilistic transfer matrices, which perform simultaneous analyses over all the possible I/O combinations. The major limitation of the method is the large memory requirement for the matrices. Choudhury et. al. [221] recommended algorithms for reliability analysis based on single pass, observability, and a max-k gate. The methods are precise for PVT and aging-related degradation.

Circuit aging is an important concern in the nanometer regime in designing future reliable ICs. Performance degradation of the IC is influenced by several operating conditions, such as temperature, voltage bias, and process parameters. NBTI is a significant phenomena occurring at present and future technology nodes and contributes significantly to the performance degradation of an IC due to aging. It shifts the threshold voltage during the lifetime, degrades the device drive current, and in turn degrades the device performance. It is necessary to evaluate the impact of NBTI on the performance of a circuit under stress early in the design phase to incorporate appropriate design solutions. Many researchers have contributed to the NBTI estimation early in the design phase through ML algorithms.

Karmi et.al. [222] proposed an aging prognosis approach based on nonlinear regression models that map circuit operating conditions to critical path delay estimation. The approach also considered the effects due to process variations. The experiments showed that the impact of IC aging on critical

path delays can be accurately estimated through nonlinear regression models. Such modeling facilitates the implementation of preventive actions before the circuit experiences aging-related malfunctions. A gate-level timing prediction under dynamic on-chip variations is proposed in [223]. The high-dimensional features added to the statistical timing analysis for modeling the NBTI increase with increasing circuit complexity. The proposed learning-based approach efficiently captures these high-dimensional correlations and estimates the NBTI-induced delay degradation, with a maximum absolute error of 4% across all the designs. Linear regression, SVM, and random forest models were applied in [223] for the timing estimation. Analysis and estimation of the impact of NBTI-induced variations at multi-gate transistors in digital circuits are becoming highly challenging [224]. Kundu et al. [225] confer the reliability issues of different AI/ML hardware. The paper explores and analyzes the impact of DRAM faults on the performance of the DNN accelerator by implementing MLP on MNIST datasets. Further, they discussed the impact of the circuit and transistor-level hazards such as PVT variations, runtime power supply voltage noise and droop, circuit aging, radiation-induced soft errors on AI/ML accelerator performance. Accuracy impact on MAC unit due to these hazards has been estimated. The paper also highlights the reliability issues of neuromorphic hardware and proposes RENEU, a reliability-oriented approach to map machine learning applications to it.

The ever-growing circuit complexity is also rising concerns on hardware security. ML can aid in detecting hardware attacks and could take necessary counter-attacks with suitable design [226]. Liakos et al. [227] proposed hArdware Trojan Learning Analysis (ATLAS) that identifies hardware trojan infected circuits using gradient boosting model on data from gate-level netlists phase. The feature extraction was based on the area and power analysis from Synopsis Design Compiler NXT industrial tool. ATLAS model was trained and tested on all circuits available in the Trust-HUB benchmark suite. The experimental results show that the classification performance is better than the existing models.

Numerical methods and MC simulations, which are widely used by reliability engineers, have memory and timing constraint bottlenecks. The NNs and Bayesian-statistical models are exhaustive and consume less memory. Thus, ML models will play a significant role in reliability estimation in the future. Pattern recognition techniques can aid the analysis of the impact of aging and stress on digital circuits. Further, the AI/ML algorithms applied for the delay and power estimations of digital circuits can also be trained with datasets including aging to investigate the NBTI-induced variations.

C. Yield Estimation and Management

As mentioned previously, due to the many inherent complications in a VLSI IC manufacturing process, the yield is never 100%, and for any semiconductor product, a major requirement for quality control is achieving high yield from the manufacturing process. As the profitability of a manufacturing process is directly related to the yield, the search for computer-

aided methods to maximize the yield through improved design methods and control of the manufacturing process has intensified dramatically. ML has been identified as an efficient method for identifying patterns that cause yield failures. Many statistical approaches [228], [229] for yield modeling and optimization have been developed; however, with the uncertainty in nanoscale fabrication and the growing complexity of the process, large volumes of data are being generated daily. Traditional approaches have limits in extracting the full benefits of the data. Even the most complex sophisticated process results in poor exploitation of data. Now, with the evolution of ML, we can provide powerful tools for continuous quality improvement in a large and complex process. By predicting the results, “good” chips can be packaged together to afford increased profits with low computational effort.

However, the traditional ML algorithms require balanced data. The “bad” chips only contribute 2% of the overall packaged chips, giving rise to imbalanced data. In statistics, this is called “class imbalance” [230]. Building classifiers on imbalanced datasets is quite difficult. Additionally, owing to technological advancements, continuous changes in the process have occurred, which have changed the underlying probability distributions of the data over a certain period. This problem is termed “concept drift” [231]. Thus, the old classifiers may not work on new data and new classifiers need to be built for each new set of data. In [232], the authors propose an online and incremental ML approach using online RUSBoost [233] to tackle the imbalanced dataset problem and Learn++.NIE [234] to tackle the concept drift problem. A combined approach, called modified Learn++.NIE, is also proposed to simultaneously manage both problems. The results have shown the effectiveness of the proposed algorithm in increasing yield management.

ML is gradually being utilized in yield optimization and is still in its early stages. With large volumes of data being generated, ML algorithms provide users with significant advantages, including reduced time consumption and cost effectiveness. Thus, there is scope for significant growth in the usage of various ML techniques, which is attracting an increasing number of researchers to the field of semiconductor manufacturing.

X. AI AT TESTING

VLSI testing refers to the process of detecting possible manufacturing defects after chip fabrication. This is the most critical step in the VLSI design flow. The earlier a defect is detected, the lesser the cost of the final product. Rule of 10 [235] states that the cost of fault detection increases by an order of 10 moving from one stage to the next in the IC design flow. Improving the yield is a necessity for any company; shipping defective parts can destroy a company’s reputation [236]. To avoid this, almost 70% of the design development time and resources are spent on VLSI testing.

A. Functional Verification

Functional verification is the task of verifying that a design conforms to its specifications. In this step, a set of input vectors is supplied and the output of the design is compared with the golden output of the specification. Functional verification [237] is very difficult because of the sheer volume of possible test cases that exist in even a simple design. Manufacturers generally employ a random test pattern generator [238], which provides significant fault coverage; however, it may not cover all the faults and has a very long runtime. ML is being used to predict the best test set to achieve the maximum fault coverage with a minimum number of test vectors. In [239], the nearest neighbor algorithm is used to generate efficient patterns to be used for BIST test pattern generation, improving the fault coverage. This algorithm detects the random pattern-resistant faults and produces test patterns directed toward them. Bayesian networks were used [240], [241] to predict the test pattern set. A Bayesian network is a graphical representation of the joint probability distribution for a set of variables. This representation was originally designed to encode the uncertainty knowledge from an expert and predict the likelihood of an event/occurrence. Here, the Bayesian network model describes the relations between the test directives and coverage space and is used to achieve the required test patterns for a given coverage area. This was further enhanced by clustering the coverage events and working on them as a group. Hughes et al. [242] proposed an ML approach for functional verification, where a NN model is used with RL to track the coverage results of a simulation and, thereafter, to generate a set of verification input data recommendations; which will increase the probability of hitting functional coverage statements and identifying hard-to-hit faults while adjusting itself.

The initial stage of the circuit under test (CUT) has a major impact on the time taken and the ability of stimuli generators to successfully generate the requested stimuli. Some initial states can even lead to poor fault coverage, thereby resulting in faulty products. Bayesian networks are used to automatically and approximately identify the region of favorable initial states; however, they require a certain level of human guidance to select one of the initial states [243]. Identification of power-risky test patterns is also an important task as excessive test power can lead to test failures due to IR drop, noise, etc. However, simulation of all the patterns is not possible due to the long runtime. Thus, the pre-selection and creation of a subset of patterns are crucial. Dhotre et al. [244] proposed a transient power activity metric to identify potentially power-risky patterns. The method uses the layout and power information to rank the patterns approximately according to their power dissipation and subsequently uses a K-means clustering to cluster all the instances with a concentrated high switching activity.

Application of ML can be extended to delay test measurements as well. Wang et al. [245], [246] proposed models for F_{max} prediction based on the results of structural delay

test measurements to determine the optimum conditions for improving the correlation between the golden reference and potential low-cost alternative for measuring the performance variability of the chip design. The performance and robustness of the proposed methodology with a new dataset pruning method, called “conformity check,” is demonstrated on a high-performance microprocessor design using KNN, least-squares fit, ridge regression, SVR, and Gaussian process regression (GPR) models. Among them, GPR has proven effective for achieving accurate functional and system F_{max} prediction.

In [247], an explainable ML-approach called Sentences in Feature Subsets (SiFS) for test point insertion (TPI) is proposed. The proposed ML methodology can also be applicable to human-readable classification in EDA. An ANN-guided ATPG [248] proposed in the recent past reduces the backtracks for PODEM and improves the backtraces, particularly in reconvergent fault-free circuits with reduced CPU time. The training parameters include input-output distances and testability values from cop (controllability and observability program) for signal nodes. Unifying ANN for ATPG incurs a one-time cost, after which Machine Intelligence (MI) imparted to ATPG can have long-term benefits. Even though ML has shown significant progress and promise for functional verification, it is far from perfect accuracy and human intervention. Intelligent data collection procedures and a novel feature extraction scheme with MI should be inducted into CAD tools as initial steps for IC testing to become fully automated in the future.

B. Fault Diagnosis

The next step in the testing process after functional verification is to identify the fault location and fault type. Traditionally, this step is not fully automated, and the engineer’s experience and intuition play a part in developing the test strategies. At present, digital circuits and systems are almost fully automated and have been extensively explored. In contrast, analog circuits are more difficult to diagnose; over the last few years, extensive research on analog fault diagnosis has been conducted and many ML models have been reported. Most of these models focus on obtaining the output response of a circuit for the test pattern; different pre-processing techniques are applied, after which this output is supplied as input to the ML model, which attempts to classify the fault. In [249], the Fourier harmonic components of the CUT response are simulated from a sinusoidal input signal and supplied to a two-layer MLP, which attempts to identify the fault. Additionally, a selection criterion for determining the best components that describe the circuit behavior under fault-free (nominal) and fault situations is used and provided as input to a NN [250]. The NN, along with clustering, classifies the faults into a fault dictionary. In [251], wavelet transform along with PCA is used as a pre-processing technique to extract the optimal number of features from the circuit node voltages. These are used to train a two-layer NN, which estimates the probability that the input features belong to different fault classes. This model yields a 95%-98% accuracy on nonlinear circuits. This was

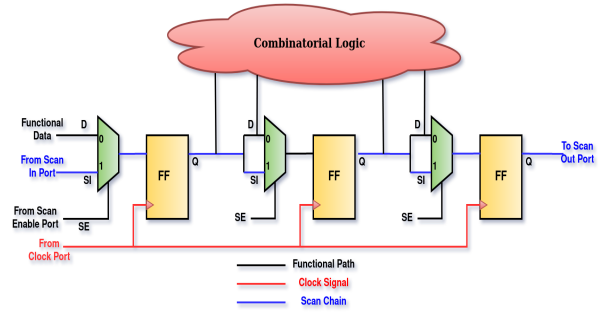


Fig. 15. A Typical Scan Chain Design

improved in [252] by dividing the circuit successively into modules. At each stage where a module is subdivided, a NN is trained to determine the sub-module that inherits the fault of interest from the parent module. This leads to an increase in the training efficiency of the NN, resulting in 100% accuracy in the classification. A novel anomaly detection technique [253] for post-silicon bug diagnosis was proposed to detect aberrant behaviors or anomalies and identify a bug’s time and location. This algorithm comprises two stages. In the first stage, it collects data online by running multiple executions of the same test on the post-silicon platform, after which it records compact measurements of the signal activity. In the second stage, it analyzes the data offline. The authors measured the fraction of time that the signal’s value was one during the time step and applied ML to the measurements to locate the bug. The fundamental goal of testing is to determine the root cause of defects and subsequently eliminate them. Automatic defect classification, which has existed for several years, has been revolutionized by ML in terms of speed and accuracy, although the ML-based defect analysis is still not ideal for industrial standards. We hope, future work would focus towards automated defect analysis to locate the root cause of the defect.

C. Scan Chain Diagnosis

Scan chain structures are widely used in VLSI circuits under design for testing. They increase the fault coverage and diagnosability by enhancing the controllability and observability of the digital circuit logic [254]. The design of a basic scan chain is shown in Fig.15. During normal circuit operation, these structures function similar to a regular flip-flop, and during testing, they shift and capture data at intermediate nodes, aiding the identification of the fault location. However, if a fault occurs in the scan chain, the circuit cannot be tested. Therefore, scan chain diagnosis is very crucial. Traditionally, many special-tester-based and hardware-based diagnostic techniques are used. Although they provide high accuracy, they are very expensive and time-consuming. Recently, software-based diagnostic methods have been attracting significant attention; however, these methods do not provide satisfactory results. Presently, ML is widely used in scan chain diagnosis to achieve sufficient resolution and accuracy.

An unsupervised-learning model was proposed [255], where a Bayesian model is used for diagnosis. The failing probabilities of each scan cell are supplied as input to the model, which partitions the scan cells into multiple clusters. Thereafter, the defective scan cell is found at the boundaries of adjacent clusters. This model yielded 100% accuracy for both permanent and intermittent faults although only for single stuck-at faults. ANNs have come into use recently, providing sufficient resolution and accuracy. For example, in [256], a coarse global neural network was used to select several suspected scan cells (affine group) from among all the scan-chain cells, and a refined local neural network was used to identify the final suspected scan cell in the affine group. This successively refined focus increased the resolution and accuracy but significantly increased the training time due to multiple networks.

Chowdury et al. [257] thoroughly discussed the state-of-art deep learning for IC test problems and highlighted the opportunities and challenges in adopting it. Challenging the ML metrics for the usefulness of IC testing, they formulate new loss functions suitable to the context. They also discuss selecting appropriate features for generalized training to improve model robustness. A novel physics-informed neural network (PINN) to model electrostatic problems for VLSI modeling applications achieves an error rate of 9.3% in electric potential estimation without labeled data and yields 5.7% error with the assistance of a limited number of coarse labeling data [258]. The paper also highlights the implementation of ML models for data exploration for IC testing and reliability analysis. A survey of ML applications on analog and digital IC testing, significant challenges and opportunities are presented in [259]. ML applications proposed in the literature for wafer testing, board testing, scan chain diagnosis, fault model classification, test compression, ATPG and memory testing are thoroughly discussed.

XI. SOURCES OF TRAINING DATA FOR AI/ML-VLSI

The techniques of AI/ML would definitely aid in solving many challenges in the IC industry. Nevertheless, the limited availability of data for training the necessary algorithms is a known difficulty. Although there are a plethora of tools for the design, manufacturing, and testing of VLSI circuits, a systematical way of capturing relevant and sufficient data for training AI/ML algorithms is still a primary challenge. A structured methodology for automated data capture across different design levels needs to be incorporated in the IC design flow to resolve the challenge of data scarcity to certain extent.

This section presents a brief on sources of training data explored and implemented in literature for future research interest (Fig. 16). SIS is an interactive tool for synthesis and optimization of sequential circuits that produces an optimized netlist in the target technology [260]. Benchmark circuits to analyze hardware security are available at Trust-HUB [261]. EDA tools from Cadence, Synopsys, Mentor Graphics were

mostly utilized by research community, while ISCAS benchmarks were used by many to generate training datasets and for testing/model validation.

XII. CHALLENGES AND OPPORTUNITIES FOR AI/ML IN VLSI

The dimensions of devices are decreasing; however, as we approach atomic dimensions, many aspects of their performance deteriorate, e.g., leakage increases (particularly in the sub-threshold region), gain decreases, and sensitivity to fluctuations in manufacturing processes increases drastically [7]. This results in less reliability and yield. The growing process variability, together with environmental sources of variation in nanometer technology, is leading to the deterioration of the overall circuit performance. Modeling these effects based on worst-case process corners would no longer be valid as most parameters vary statistically. Moreover, many parameters exhibit complex correlations and wide variances.

Presently, the computationally efficient methods for estimating the outputs corresponding to the inputs are some of the areas attracting significant interest in the field of circuit modeling of VLSI-CAD. To maximize the reliability and yield, each design in VLSI is optimally tuned to consume and dissipate low power, occupy a minimum area, and achieve a high throughput. Device models coupled with circuit simulation tools significantly improve the design productivity, providing insights for improving the design choices and circuit performance [7]. Accurate and fast estimation techniques are required during circuit design and modeling to estimate and verify the effect of the process variations on the circuit output; this can aid the incorporation of corrective measures/methodologies to improve the yield, thereby guaranteeing the design quality. The primary challenge under process variations is to identify the dominant parameters causing the variations, estimate the relationship between the dominant parameters and the circuit performance parameters, develop models for performance evaluation, and incorporate these models into design tools. This problem is more pronounced in the nanometer regime with the increase in the complexity of the digital design. Traditional models estimating the circuit performance comprise many parameters and have complicated equations that significantly slow down the simulation speed. At the current technology nodes, there is a need for compact device models with essential capabilities of scalability and universality (i.e., the ability to support different technologies). Nevertheless, one can see many opportunities to address these challenges.

Surrogate ML/AI models provide solutions to these problems. These models forecast the device performance, and they can be extended to circuit-level and system-level design and analysis. Such models have been proposed in the literature to improve the turnaround time and yield of ICs [87], [88]. This learning methodology can also be applied for post-layout simulation and ECO, aiding the achievement of timing closure [113]. Surrogate AI/ML models offer improved simulation rates when compared to traditional EDA tools with good accuracy. Potential risks in the advanced silicon

nodes can be estimated and analyzed with prior design data using ML algorithms. These algorithms can better capture complex electrical behavior in advanced technology nodes compared to traditional EDA tools. The best methodologies for incorporating the computationally effective AI/ML models into VLSI-CAD design tools need to be explored.

Estimation and analysis of the subsystem behavior are also of great importance in the field of VLSI technology. For instance, accurately estimating the subsystem power consumption of commercial smartphones is necessary for various applications in many research areas. In this regard, learning algorithms will aid the improvement of the end-to-end performance, promoting a high utilization ratio and high data bandwidth [262]. Memory designs on nanometer technology nodes are becoming increasingly challenging because they are the smallest devices on the chip and are thus affected the most in terms of functionality and yield. Increasing the inter-die and intra-die variabilities will exacerbate the cell-stability concerns. The AI/ML approach increases the statistical analysis rate of memory designs as well. The learning strategies of AI/ML have been extended to high-level SoC designs [263] in the past. Kong and Bohr [264], [265] discuss the survey of design challenges in the nanometer regime. A vast network of AI is employed in the field of hardware acceleration to implement dynamic high-level digital circuits onto the hardware. High-speed VLSI hardware systems provide the necessary driving capability for AI/ML algorithms to achieve their maximum potential. Dense NNs that are used extensively in embedded systems, such as IoT sensors, cars, and cameras, need high classification speeds, which are possible with high-speed hardware accelerators [266], [267]. In-memory-based computing by IBM [268] demonstrates how the completion speed of tasks by ML can be increased significantly with reduced power consumption. Realization of AI/ML learning algorithms in hardware enables reduction of the learning time and increases the speed of the prediction process by many orders of magnitude. Interconnect datasets need to be built carefully with many SoC parameters, floor planning, routing constraints, clock characteristics, etc., creating a large design space for exploration. Current GPUs offer high acceleration rates with parallel computing facilities and superior performance for large design spaces.

Present ASIC design methodologies break down in light of the new economic and technological realities; new design methodologies are required for which the physical implementation of the design is more predictable [7]. A database and interface, from design-to-manufacturing to effectively managing the parameter variability and increasing the data volume, must be provided [264]. A paradigm shift in CAD-tool research is required to manage the complex functional and physical variabilities. The AI/ML algorithms can be unfolded to the CAD-tool methodologies in physical design to manage the involved complexities. Data mining approaches, such as clustering and classification, can be imbibed into VLSI partitioning, paving a new route for recognizing hidden patterns in data and predicting the relationships between the attributes that

enable the forecasting of outcomes [269]. Similarly, learning strategies can be applied to find cost-effective solutions for placement and routing [270]. Reducing the design cost of an IC is the primary driving force for downscaling [271]. The continued shrinkage of logic devices has brought about new challenges in chip manufacturing. The ability to resolve fine patterns and place them accurately on the die is increasingly difficult, particularly at sizes below 20 nm. ML techniques can be utilized in the chip-manufacturing-process-optimized compact-patterning models in the lithography process, mask synthesis, and correction and can be extended to physical verification to validate the manufacturability of the design. For automated recovery and repair and big data debugging, the challenges in chip manufacturing need to be addressed. Post-silicon validation is also possible using ML algorithms with available training data from the pre-silicon stage. The cost of testing a VLSI chip/subsystem can be reduced using AI algorithms. For instance, power dissipation during testing can be reduced by finding an efficient solution for rearranging the test cases using AI heuristic search algorithms [146], [272].

Having stated that there are many critical problems, such as high variations and deteriorated reliability, a rich variety of AI and ML approaches, such as supervised/unsupervised/semi-supervised learning, NNs, MLP structures [273], [43], [57] - CNNs, and deep learning [274], provide opportunities to solve the numerous problems and challenges in the field of VLSI design. There is a trade-off between the selection of suitable algorithms and architectures with available training data and other model constraints. Fitting these new techniques in the classical flow of VLSI is another big challenge. One more issue is the availability of standardized, licensed ML algorithms with a thorough debugging facility. High-yielding implementations are achievable by critically channeling ML designers' domain knowledge with CAD designers'.

The availability of limited training data can be maximally solved if the data flow across the design cycle can be effectively captured and explored. The chip designing industries should understand the importance of systematic generation, the capture of data, incorporation of distributed big data systems for chip workflows, data-driven optimizations to accelerate the quality, cost, and time of results [275]. It could be beneficial to have benchmark datasets for AI/ML training for future research and development of automated IC design flow. To address the dearth of training data, the critical challenge for employing AI/ML, standardized statistical training data for Gate-level circuit modeling should be developed. Such open-source contributions in the VLSI community helps to address the challenges more effectively. Further, researchers can use them as a base-line and rapidly progress [276].

Different abstraction levels in the design flow, ranging from circuit design to chip fabrication and testing, inherently comprise numerous models relating inputs to outputs. An enormous amount of data flows across billions of devices or components integrated/to be integrated on the chip [270]. The complex I/O relationships between the components, processes, and various abstraction levels within each abstraction level

can be explored via AI/ML algorithms using the information accumulated during different kinds of simulations/analyses. Further, we need to analyze the data streams associated with file operations, which can be used by clustering algorithms to deliver high application performance. AI/ML solutions can be employed in VLSI-CAD for design-flow optimization. Independent ML models can also drive the existing EDA tools. AI and ML can provide breakthrough solutions to future semiconductor challenges. In the future, the advancements in differential programming and quantum ML approaches can lead to inconceivable breakthroughs in the EDA industry. We expect to see an intelligent combination of EDA and ML in near future for some bright results meeting the industry standards.

REFERENCES

- [1] J. Carballo, W. J. Chan, P. A. Gargini, A. B. Kahng, and S. Nath, "Itrs 2.0: Toward a re-framing of the semiconductor technology roadmap," in *2014 IEEE 32nd International Conference on Computer Design (ICCD)*, pp. 139–146, 2014.
- [2] G. E. Moore, "Cramming more components onto integrated circuits, reprinted from electronics, volume 38, number 8, april 19, 1965, pp.114 ff.," *IEEE Solid-State Circuits Society Newsletter*, vol. 11, no. 3, pp. 33–35, 2006.
- [3] H. . P. Wong, D. J. Frank, P. M. Solomon, C. H. J. Wann, and J. J. Welsner, "Nanoscale cmos," *Proceedings of the IEEE*, vol. 87, no. 4, pp. 537–570, 1999.
- [4] R. Vaddi, S. Dasgupta, and R. P. Agarwal, "Device and circuit design challenges in the digital subthreshold region for ultralow-power applications," *VLSI Des.*, vol. 2009, Jan. 2009.
- [5] D. Sylvester and H. Kaul, "Power-driven challenges in nanometer design," *IEEE Des. Test*, vol. 18, p. 12–22, Nov. 2001.
- [6] H. Iwai, "Logic lsi technology roadmap for 22 nm and beyond," in *2009 16th IEEE International Symposium on the Physical and Failure Analysis of Integrated Circuits*, pp. 7–10, 2009.
- [7] B. H. Calhoun, Y. Cao, X. Li, K. Mai, L. T. Pileggi, R. A. Rutenbar, and K. L. Shepard, "Digital circuit design challenges and opportunities in the era of nanoscale cmos," *Proceedings of the IEEE*, vol. 96, no. 2, pp. 343–365, 2008.
- [8] M. H. Abu-Rahma and M. Anis, "Variability in vlsi circuits: Sources and design considerations," in *2007 IEEE International Symposium on Circuits and Systems*, pp. 3215–3218, 2007.
- [9] S. Chaudhuri and N. K. Jha, "Finfet logic circuit optimization with different finfet styles: Lower power possible at higher supply voltage," in *2014 27th International Conference on VLSI Design and 2014 13th International Conference on Embedded Systems*, pp. 476–482, 2014.
- [10] R. S. Rathore, A. K. Rana, and R. Sharma, "Threshold voltage variability induced by statistical parameters fluctuations in nanoscale bulk and soi finfets," in *2017 4th International Conference on Signal Processing, Computing and Control (ISPC)*, pp. 377–380, 2017.
- [11] A. R. Brown, N. Daval, K. K. Bourdelle, B. Nguyen, and A. Asenov, "Comparative simulation analysis of process-induced variability in nanoscale soi and bulk trigate finfets," *IEEE Transactions on Electron Devices*, vol. 60, no. 11, pp. 3611–3617, 2013.
- [12] M. Belleville, O. Thomas, A. Valentian, and F. Clermidy, "Designing digital circuits with nano-scale devices: Challenges and opportunities," *Solid-state Electronics*, vol. 84, pp. 38–45, 2013.
- [13] L. Wang and M. Luo, "Machine learning applications and opportunities in ic design flow," in *2019 International Symposium on VLSI Design, Automation and Test (VLSI-DAT)*, pp. 1–3, 2019.
- [14] C. K. C. Lee, "Deep learning creativity in eda," in *2020 International Symposium on VLSI Design, Automation and Test (VLSI-DAT)*, pp. 1–1, 2020.
- [15] R. S. Kirk, "The impact of ai technology on vlsi design," in *Managing Requirements Knowledge, International Workshop on*, pp. 125–125, IEEE Computer Society, 1985.
- [16] G. Rabbat, "Vlsi and ai are getting closer," *IEEE Circuits and Devices Magazine*, vol. 4, no. 1, pp. 15–18, 1988.
- [17] M. Z. A. Khan, H. Saleem, and S. Afzal, "Application of vlsi in artificial intelligence."
- [18] P. A. Beerel and M. Pedram, "Opportunities for machine learning in electronic design automation," in *2018 IEEE International Symposium on Circuits and Systems (ISCAS)*, pp. 1–5, 2018.
- [19] J. G. Delgado-Frias and W. Moore, *VLSI for Artificial Intelligence*, vol. 68. Springer Science & Business Media, 2012.
- [20] I. M. Elfadel, D. S. Boning, and X. Li, *Machine Learning in VLSI Computer-Aided Design*. Springer, 2019.
- [21] B. Khailany, H. Ren, S. Dai, S. Godil, B. Keller, R. Kirby, A. Klinefelter, R. Venkatesan, Y. Zhang, B. Catanzaro, et al., "Accelerating chip design with machine learning," *IEEE Micro*, vol. 40, no. 6, pp. 23–32, 2020.
- [22] C. Zhuo, B. Yu, and D. Gao, "Accelerating chip design with machine learning: From pre-silicon to post-silicon," in *2017 30th IEEE International System-on-Chip Conference (SOCC)*, pp. 227–232, 2017.
- [23] L. Capodiceci, "Data analytics and machine learning for design-process-yield optimization in electronic design automation and ic semiconductor manufacturing," in *2017 China Semiconductor Technology International Conference (CSTIC)*, pp. 1–3, 2017.
- [24] A. B. Kahng, "Machine learning applications in physical design: Recent results and directions," in *Proceedings of the 2018 International Symposium on Physical Design*, pp. 68–73, 2018.
- [25] H.-G. Stratigopoulos, "Machine learning applications in ic testing," in *2018 IEEE 23rd European Test Symposium (ETS)*, pp. 1–10, IEEE, 2018.
- [26] C. Schuermeyer, "Deploying new nodes faster with machine learning for ic design and manufacturing," in *2019 International Symposium on VLSI Technology, Systems and Application (VLSI-TSA)*, pp. 1–3, 2019.
- [27] M. Rapp, H. Amrouch, Y. Lin, B. Yu, D. Z. Pan, M. Wolf, and J. Henkel, "Mlcad: A survey of research in machine learning for cad keynote paper," *IEEE Transactions on Computer-Aided Design of Integrated Circuits and Systems*, pp. 1–1, 2021.
- [28] G. Huang, J. Hu, Y. He, J. Liu, M. Ma, Z. Shen, J. Wu, Y. Xu, H. Zhang, K. Zhong, X. Ning, Y. Ma, H. Yang, B. Yu, H. Yang, and Y. Wang, "Machine learning for electronic design automation: A survey," 2021.
- [29] D. S. Lopera, L. Servadei, G. N. Kiprit, S. Hazra, R. Wille, and W. Ecker, "A survey of graph neural networks for electronic design automation," in *2021 ACM/IEEE 3rd Workshop on Machine Learning for CAD (MLCAD)*, pp. 1–6, 2021.
- [30] Y. Ma, Z. He, W. Li, L. Zhang, and B. Yu, *Understanding Graphs in EDA: From Shallow to Deep Learning*, p. 119–126. New York, NY, USA: Association for Computing Machinery, 2020.
- [31] L.-T. Wang, C.-W. Wu, and X. Wen, *VLSI test principles and architectures: design for testability*. Elsevier, 2006.
- [32] N. Weste and D. Harris, *CMOS VLSI Design: A Circuits and Systems Perspective*. USA: Addison-Wesley Publishing Company, 4th ed., 2010.
- [33] *Vlsi Technology, 2/E*. McGraw-Hill Education (India) Pvt Limited, 2003.
- [34] S. Mitra, S. A. Seshia, and N. Nicolici, "Post-silicon validation opportunities, challenges and recent advances," in *Proceedings of the 47th Design Automation Conference, DAC '10*, (New York, NY, USA), p. 12–17, Association for Computing Machinery, 2010.
- [35] E. Alpaydin, *Introduction to machine learning*. MIT press, 2020.
- [36] J. Han and M. Kamber, *Data mining : concepts and techniques*. San Francisco [u.a.]: Kaufmann, 2005.
- [37] S. B. Kotsiantis, I. Zaharakis, and P. Pintelas, "Supervised machine learning: A review of classification techniques," *Emerging artificial intelligence applications in computer engineering*, vol. 160, no. 1, pp. 3–24, 2007.
- [38] T. G. Dietterich, "Machine-learning research," *AI magazine*, vol. 18, no. 4, pp. 97–97, 1997.
- [39] T. G. Dietterich, "Ensemble methods in machine learning," in *International workshop on multiple classifier systems*, pp. 1–15, Springer, 2000.
- [40] D. Amuru, M. S. Ahmed, and Z. Abbas, "An efficient gradient boosting approach for pvt aware estimation of leakage power and propagation delay in cmos/finfet digital cells," in *2020 IEEE International Symposium on Circuits and Systems (ISCAS)*, pp. 1–5, 2020.
- [41] H. Chi, "A discussions on the least-square method in the course of error theory and data processing," in *2015 International Conference on Computational Intelligence and Communication Networks (CICN)*, pp. 486–489, 2015.

- [42] D. Amuru, A. Zahra, and Z. Abbas, "Statistical variation aware leakage and total power estimation of 16 nm vlsi digital circuits based on regression models," in *International Symposium on VLSI Design and Test*, pp. 565–578, Springer, 2019.
- [43] T. Hastie, R. Tibshirani, and J. Friedman, "The elements of statistical learning – data mining, inference, and prediction."
- [44] R. Xu and D. Wunsch, *Clustering*, vol. 10. John Wiley & Sons, 2008.
- [45] R. S. Sutton and A. G. Barto, *Reinforcement Learning: An Introduction*. Cambridge, MA, USA: A Bradford Book, 2018.
- [46] I. Goodfellow, Y. Bengio, and A. Courville, *Deep Learning*. MIT Press, 2016. <http://www.deeplearningbook.org>.
- [47] Huang Yi, Sun Shiyu, Duan Xiusheng, and Chen Zhigang, "A study on deep neural networks framework," in *2016 IEEE Advanced Information Management, Communicates, Electronic and Automation Control Conference (IMCEC)*, pp. 1519–1522, 2016.
- [48] E. Nishani and B. Çiço, "Computer vision approaches based on deep learning and neural networks: Deep neural networks for video analysis of human pose estimation," in *2017 6th Mediterranean Conference on Embedded Computing (MECO)*, pp. 1–4, 2017.
- [49] B. Chandra and R. K. Sharma, "On improving recurrent neural network for image classification," in *2017 International Joint Conference on Neural Networks (IJCNN)*, pp. 1904–1907, 2017.
- [50] A. Sinha, M. Jenckel, S. S. Bukhari, and A. Dengel, "Unsupervised ocr model evaluation using gan," in *2019 International Conference on Document Analysis and Recognition (ICDAR)*, pp. 1256–1261, 2019.
- [51] I. Goodfellow, J. Pouget-Abadie, M. Mirza, B. Xu, D. Warde-Farley, S. Ozair, A. Courville, and Y. Bengio, "Generative adversarial nets," in *Advances in neural information processing systems*, pp. 2672–2680, 2014.
- [52] A. Jeerige, D. Bein, and A. Verma, "Comparison of deep reinforcement learning approaches for intelligent game playing," in *2019 IEEE 9th Annual Computing and Communication Workshop and Conference (CCWC)*, pp. 0366–0371, 2019.
- [53] A. Zjajo, *Stochastic Process Variation in Deep-Submicron CMOS*. Springer, 2016.
- [54] S. Shukla, S. S. Gill, N. Kaur, H. Jatana, and V. Nehru, "Comparative simulation analysis of process parameter variations in 20 nm triangular finfet," *Active and Passive Electronic Components*, vol. 2017, 2017.
- [55] Z. Abbas and M. Olivieri, "Impact of technology scaling on leakage power in nano-scale bulk cmos digital standard cells," *Microelectronics Journal*, vol. 45, no. 2, pp. 179–195, 2014.
- [56] M. Olivieri and A. Mastrandrea, "Logic drivers: A propagation delay modeling paradigm for statistical simulation of standard cell designs," *IEEE Transactions on Very Large Scale Integration (VLSI) Systems*, vol. 22, no. 6, pp. 1429–1440, 2013.
- [57] C. M. Bishop, *Pattern Recognition and Machine Learning (Information Science and Statistics)*. Springer, 1 ed., 2007.
- [58] P. Cox, Ping Yang, S. S. Mahant-Shetti, and P. Chatterjee, "Statistical modeling for efficient parametric yield estimation of mos vlsi circuits," *IEEE Transactions on Electron Devices*, vol. 32, no. 2, pp. 471–478, 1985.
- [59] A. R. Alvarez, B. L. Abdi, D. L. Young, H. D. Weed, J. Teplik, and E. R. Herald, "Application of statistical design and response surface methods to computer-aided vlsi device design," *IEEE Transactions on Computer-Aided Design of Integrated Circuits and Systems*, vol. 7, no. 2, pp. 272–288, 1988.
- [60] D. L. Young, J. Teplik, H. D. Weed, N. T. Tracht, and A. R. Alvarez, "Application of statistical design and response surface methods to computer-aided vlsi device design ii. desirability functions and taguchi methods," *IEEE Transactions on Computer-Aided Design of Integrated Circuits and Systems*, vol. 10, no. 1, pp. 103–115, 1991.
- [61] R. H. Myers, D. C. Montgomery, G. G. Vining, C. M. Borror, and S. M. Kowalski, "Response surface methodology: A retrospective and literature survey," *Journal of Quality Technology*, vol. 36, no. 1, pp. 53–77, 2004.
- [62] R. Myers, D. Montgomery, and C. Anderson-Cook, *Response Surface Methodology: Process and Product Optimization Using Designed Experiments*. Wiley Series in Probability and Statistics, Wiley, 2016.
- [63] M. A. H. Khan, A. S. M. Z. Rahman, T. Muntasir, U. K. Acharjee, and M. A. Layek, "Multiple polynomial regression for modeling a mosfet in saturation to validate the early voltage," in *2011 IEEE Symposium on Industrial Electronics and Applications*, pp. 261–266, 2011.
- [64] B. Model, "<http://www-device.eecs.berkeley.edu/bsim/>."
- [65] Z. Abbas and M. Olivieri, "Optimal transistor sizing for maximum yield in variation-aware standard cell design," *International Journal of Circuit Theory and Applications*, vol. 44, no. 7, pp. 1400–1424, 2016.
- [66] M. Choi, X. Xu, and V. Moroz, "Modeling performance and thermal induced reliability issues of a 3nm finfet logic chip operation in a fan-out and a flip-chip packages," in *2019 18th IEEE Intersociety Conference on Thermal and Thermomechanical Phenomena in Electronic Systems (ITherm)*, pp. 107–112, 2019.
- [67] S. J. Pan and Q. Yang, "A survey on transfer learning," *IEEE Transactions on Knowledge and Data Engineering*, vol. 22, no. 10, pp. 1345–1359, 2010.
- [68] H. Liang, W. Fu, and F. Yi, "A survey of recent advances in transfer learning," in *2019 IEEE 19th International Conference on Communication Technology (ICCT)*, pp. 1516–1523, 2019.
- [69] L. Brusamarello, G. Wirth, P. Roussel, and M. Miranda, "Fast and accurate statistical characterization of standard cell libraries," *Microelectronics Reliability*, vol. 51, pp. 2341–2350, 12 2011.
- [70] M. Miranda, P. Roussel, L. Brusamarello, and G. Wirth, "Statistical characterization of standard cells using design of experiments with response surface modeling," in *2011 48th ACM/EDAC/IEEE Design Automation Conference (DAC)*, pp. 77–82, 2011.
- [71] A. Moshrefi, H. Aghababa, and O. Shoaie, "Statistical estimation of delay in nano-scale cmos circuits using burr distribution," *Microelectron. J.*, vol. 79, pp. 30–37, 2018.
- [72] L. Cheng, P. Gupta, and L. He, "Short papers efficient additive statistical leakage estimation."
- [73] P. N. Whatmough, S. Das, D. M. Bull, and I. Darwazeh, "Circuit-level timing error tolerance for low-power dsp filters and transforms," *IEEE Transactions on Very Large Scale Integration (VLSI) Systems*, vol. 21, no. 6, pp. 989–999, 2013.
- [74] T.-T. Liu and J. M. Rabaey, "Statistical analysis and optimization of asynchronous digital circuits," in *2012 IEEE 18th International Symposium on Asynchronous Circuits and Systems*, pp. 1–8, IEEE, 2012.
- [75] A. Lange, C. Sohrmann, R. Jancke, J. Haase, I. Lorenz, and U. Schlichtmann, "Probabilistic standard cell modeling considering non-gaussian parameters and correlations," in *2014 Design, Automation & Test in Europe Conference & Exhibition (DATE)*, pp. 1–4, IEEE, 2014.
- [76] W. Vanderbauwhede, F. Rodríguez-Salazar, et al., "Impact of random dopant fluctuations on the timing characteristics of flip-flops," *IEEE transactions on very large scale integration (VLSI) systems*, vol. 20, no. 1, pp. 157–161, 2010.
- [77] L. Yu, S. Saxena, C. Hess, I. A. M. Elfadel, D. Antoniadis, and D. Boning, "Statistical library characterization using belief propagation across multiple technology nodes," in *2015 Design, Automation & Test in Europe Conference & Exhibition (DATE)*, pp. 1383–1388, IEEE, 2015.
- [78] A. A. Mutlu and M. Rahman, "Statistical methods for the estimation of process variation effects on circuit operation," *IEEE Transactions on Electronics Packaging Manufacturing*, vol. 28, no. 4, pp. 364–375, 2005.
- [79] S. Basu, P. Thakore, and R. Vemuri, "Process variation tolerant standard cell library development using reduced dimension statistical modeling and optimization techniques," in *8th International Symposium on Quality Electronic Design (ISQED'07)*, pp. 814–820, 2007.
- [80] S. Chaudhuri, P. Mishra, and N. K. Jha, "Accurate leakage estimation for finfet standard cells using the response surface methodology," in *2012 25th International Conference on VLSI Design*, pp. 238–244, IEEE, 2012.
- [81] K. J. Kuhn, "Considerations for ultimate cmos scaling," *IEEE Transactions on Electron Devices*, vol. 59, no. 7, pp. 1813–1828, 2012.
- [82] K. J. Kuhn, "Cmos transistor scaling past 32nm and implications on variation," in *2010 IEEE/SEMI Advanced Semiconductor Manufacturing Conference (ASMC)*, pp. 241–246, 2010.
- [83] A. Stillmaker and B. Baas, "Scaling equations for the accurate prediction of cmos device performance from 180 nm to 7 nm," *Integration*, vol. 58, pp. 74–81, 2017.
- [84] P. T. Model, "<http://ptm.asu.edu/>."
- [85] A. Stillmaker, Z. Xiao, and B. Baas, "Toward more accurate scaling estimates of cmos circuits from 180 nm to 22 nm," 2012.
- [86] L. Cao, "Circuit power estimation using pattern recognition techniques," in *Proceedings of the 2002 IEEE/ACM international conference on Computer-aided design*, pp. 412–417, 2002.

- [87] D. Amuru, A. Zahra, and Z. Abbas, "Statistical variation aware leakage and total power estimation of 16 nm vlsi digital circuits based on regression models," in *VLSI Design and Test* (A. Sengupta, S. Dasgupta, V. Singh, R. Sharma, and S. Kumar Vishvakarma, eds.), (Singapore), pp. 565–578, Springer Singapore, 2019.
- [88] S. Gourishetty, H. Mandadapu, A. Zahra, and Z. Abbas, "A highly accurate machine learning approach to modelling pvt variation aware leakage power in finfet digital circuits," in *2019 IEEE Asia Pacific Conference on Circuits and Systems (APCCAS)*, pp. 61–64, 2019.
- [89] T. Chen, V.-K. Kim, and M. Tegethoff, "Ic yield estimation at early stages of the design cycle," *Microelectronics journal*, vol. 30, no. 8, pp. 725–732, 1999.
- [90] R. R. Rao, A. Devgan, D. Blaauw, and D. Sylvester, "Parametric yield estimation considering leakage variability," in *Proceedings of the 41st Annual Design Automation Conference, DAC '04*, (New York, NY, USA), p. 442–447, Association for Computing Machinery, 2004.
- [91] M. Stockman, M. Awad, R. Khanna, C. Le, H. David, E. Gorbato, and U. Hanebutte, "A novel approach to memory power estimation using machine learning," in *2010 International Conference on Energy Aware Computing*, pp. 1–3, IEEE, 2010.
- [92] L. Hou, L. Zheng, and W. Wu, "Neural network based vlsi power estimation," in *2006 8th International Conference on Solid-State and Integrated Circuit Technology Proceedings*, pp. 1919–1921, 2006.
- [93] L. Garg and V. Sahula, "Variability aware support vector machine based macromodels for statistical estimation of subthreshold leakage power," in *2012 International Conference on Synthesis, Modeling, Analysis and Simulation Methods and Applications to Circuit Design (SMACD)*, pp. 253–256, 2012.
- [94] V. Janakiraman, A. Bharadwaj, and V. Visvanathan, "Voltage and temperature aware statistical leakage analysis framework using artificial neural networks," *IEEE Transactions on Computer-Aided Design of Integrated Circuits and Systems*, vol. 29, no. 7, pp. 1056–1069, 2010.
- [95] S. Narendra, V. De, S. Borkar, D. Antoniadis, and A. Chandrakasan, "Full-chip sub-threshold leakage power prediction model for sub-0.18 μm^2 cmos," in *Proceedings of the International Symposium on Low Power Electronics and Design*, pp. 19–23, 2002.
- [96] R. R. Rao, A. Devgan, D. Blaauw, and D. Sylvester, "Analytical yield prediction considering leakage/performance correlation," *IEEE Transactions on Computer-Aided Design of Integrated Circuits and Systems*, vol. 25, no. 9, pp. 1685–1695, 2006.
- [97] Hongliang Chang and S. S. Sapatnekar, "Full-chip analysis of leakage power under process variations, including spatial correlations," in *Proceedings. 42nd Design Automation Conference, 2005.*, pp. 523–528, 2005.
- [98] H. Chang and S. S. Sapatnekar, "Prediction of leakage power under process uncertainties," *ACM Trans. Des. Autom. Electron. Syst.*, vol. 12, p. 12-es, Apr. 2007.
- [99] A. B. Kahng, M. Luo, and S. Nath, "Si for free: machine learning of interconnect coupling delay and transition effects," in *2015 ACM/IEEE International Workshop on System Level Interconnect Prediction (SLIP)*, pp. 1–8, 2015.
- [100] V. Govindaraj and B. Arunadevi, "Machine learning based power estimation for cmos vlsi circuits," *Applied Artificial Intelligence*, vol. 35, no. 13, pp. 1043–1055, 2021.
- [101] M. Miranda, P. Zuber, P. Dobrovolný, and P. Roussel, "Variability aware modeling for yield enhancement of sram and logic," in *2011 Design, Automation Test in Europe Conference Exhibition (DATE)*, pp. 1–6, 2011.
- [102] A. Rahimi, L. Benini, and R. K. Gupta, "Hierarchically focused guard-banding: An adaptive approach to mitigate pvt variations and aging," in *2013 Design, Automation Test in Europe Conference Exhibition (DATE)*, pp. 1695–1700, 2013.
- [103] X. Jiao, A. Rahimi, B. Narayanaswamy, H. Fatemi, J. P. de Gyvez, and R. K. Gupta, "Supervised learning based model for predicting variability-induced timing errors," in *2015 IEEE 13th International New Circuits and Systems Conference (NEWCAS)*, pp. 1–4, 2015.
- [104] J. Zhou, G. Cui, Z. Zhang, C. Yang, Z. Liu, L. Wang, C. Li, and M. Sun, "Graph neural networks: A review of methods and applications," 2019.
- [105] Y. Zhang, H. Ren, and B. Khailany, "Grannite: Graph neural network inference for transferable power estimation," in *2020 57th ACM/IEEE Design Automation Conference (DAC)*, pp. 1–6, 2020.
- [106] S. Ahuja, D. A. Mathaikutty, G. Singh, J. Stetzer, S. K. Shukla, and A. Dingankar, "Power estimation methodology for a high-level synthesis framework," in *2009 10th International Symposium on Quality Electronic Design*, pp. 541–546, 2009.
- [107] J. H. Anderson and F. N. Najm, "Power estimation techniques for fpgas," *IEEE Transactions on Very Large Scale Integration (VLSI) Systems*, vol. 12, no. 10, pp. 1015–1027, 2004.
- [108] D. Sunwoo, G. Y. Wu, N. A. Patil, and D. Chiou, "Presto: An fpga-accelerated power estimation methodology for complex systems," in *2010 International Conference on Field Programmable Logic and Applications*, pp. 310–317, 2010.
- [109] A. Bogliolo, L. Benini, and G. De Micheli, "Regression-based rtl power modeling," *ACM Trans. Des. Autom. Electron. Syst.*, vol. 5, p. 337–372, July 2000.
- [110] Y. Zhou, H. Ren, Y. Zhang, B. Keller, B. Khailany, and Z. Zhang, "Primal: Power inference using machine learning," in *2019 56th ACM/IEEE Design Automation Conference (DAC)*, pp. 1–6, 2019.
- [111] E. Banijamali, A. Ghodsi, and P. Poupart, "Generative mixture of networks," 2017.
- [112] M. Rezagholiradeh and M. A. Haidar, "Reg-gan: Semi-supervised learning based on generative adversarial networks for regression," in *2018 IEEE International Conference on Acoustics, Speech and Signal Processing (ICASSP)*, pp. 2806–2810, 2018.
- [113] Y.-C. Fang, H.-Y. Lin, M.-Y. Su, C.-M. Li, and E. J.-W. Fang, "Machine-learning-based dynamic ir drop prediction for eco," in *Proceedings of the International Conference on Computer-Aided Design*, pp. 1–7, 2018.
- [114] Z. Xie, H. Ren, B. Khailany, Y. Sheng, S. Santosh, J. Hu, and Y. Chen, "Powernet: Transferable dynamic ir drop estimation via maximum convolutional neural network," in *2020 25th Asia and South Pacific Design Automation Conference (ASP-DAC)*, pp. 13–18, 2020.
- [115] Y. Yamato, T. Yoneda, K. Hatayama, and M. Inoue, "A fast and accurate per-cell dynamic ir-drop estimation method for at-speed scan test pattern validation," in *2012 IEEE International Test Conference*, pp. 1–8, 2012.
- [116] S. Lin, Y. Fang, Y. Li, Y. Liu, T. Yang, S. Lin, C. Li, and E. J. Fang, "Ir drop prediction of eco-revised circuits using machine learning," in *2018 IEEE 36th VLSI Test Symposium (VTS)*, pp. 1–6, 2018.
- [117] F. Ye, F. Firouzi, Y. Yang, K. Chakrabarty, and M. B. Tahoori, "On-chip voltage-droop prediction using support-vector machines," in *2014 IEEE 32nd VLSI Test Symposium (VTS)*, pp. 1–6, 2014.
- [118] Y. Fang, H. Lin, M. Sui, C. Li, and E. J. Fang, "Machine-learning-based dynamic ir drop prediction for eco," in *2018 IEEE/ACM International Conference on Computer-Aided Design (ICCAD)*, pp. 1–7, 2018.
- [119] S. Han, A. B. Kahng, S. Nath, and A. S. Vidyathanathan, "A deep learning methodology to proliferate golden signoff timing," in *2014 Design, Automation Test in Europe Conference Exhibition (DATE)*, pp. 1–6, 2014.
- [120] M.-Y. Su, W.-C. Lin, Y.-T. Kuo, C.-M. Li, E. J.-W. Fang, and S. S.-Y. Hsueh, "Chip performance prediction using machine learning techniques," in *2021 International Symposium on VLSI Design, Automation and Test (VLSI-DAT)*, pp. 1–4, 2021.
- [121] J. Zhang, Z. Wang, and N. Verma, "In-memory computation of a machine-learning classifier in a standard 6t sram array," *IEEE Journal of Solid-State Circuits*, vol. 52, no. 4, pp. 915–924, 2017.
- [122] M. Kang, Y. Kim, A. D. Patil, and N. R. Shanbhag, "Deep in-memory architectures for machine learning-accuracy versus efficiency trade-offs," *IEEE Transactions on Circuits and Systems I: Regular Papers*, vol. 67, no. 5, pp. 1627–1639, 2020.
- [123] F. Schuiki, M. Schaffner, F. K. Gürkaynak, and L. Benini, "A scalable near-memory architecture for training deep neural networks on large in-memory datasets," *IEEE Transactions on Computers*, vol. 68, no. 4, pp. 484–497, 2019.
- [124] M. Kang, M. Keel, N. R. Shanbhag, S. Eilert, and K. Curewitz, "An energy-efficient vlsi architecture for pattern recognition via deep embedding of computation in sram," in *2014 IEEE International Conference on Acoustics, Speech and Signal Processing (ICASSP)*, pp. 8326–8330, 2014.
- [125] S. K. Gonugondla, M. Kang, and N. Shanbhag, "A 42pj/decision 3.12tops/w robust in-memory machine learning classifier with on-chip training," in *2018 IEEE International Solid - State Circuits Conference - (ISSCC)*, pp. 490–492, 2018.
- [126] S. Dave, R. Baghdadi, T. Nowatzki, S. Avancha, A. Shrivastava, and B. Li, "Hardware acceleration of sparse and irregular tensor computations of ml models: A survey and insights," *Proceedings of the IEEE*, vol. 109, no. 10, pp. 1706–1752, 2021.
- [127] Ming Cheng, Lixue Xia, Zhenhua Zhu, Yi Cai, Yuan Xie, Yu Wang, and Huazhong Yang, "Time: A training-in-memory archi-

- texture for memristor-based deep neural networks,” in *2017 54th ACM/EDAC/IEEE Design Automation Conference (DAC)*, pp. 1–6, 2017.
- [128] R. Kaplan, L. Yavits, and R. Ginosar, “Prins: Processing-in-storage acceleration of machine learning,” *IEEE Transactions on Nanotechnology*, vol. 17, no. 5, pp. 889–896, 2018.
- [129] Q. Wang, P. Li, and Y. Kim, “A parallel digital vlsi architecture for integrated support vector machine training and classification,” *IEEE Transactions on Very Large Scale Integration (VLSI) Systems*, vol. 23, no. 8, pp. 1471–1484, 2015.
- [130] T. Kuan, J. Wang, J. Wang, P. Lin, and G. Gu, “Vlsi design of an svm learning core on sequential minimal optimization algorithm,” *IEEE Transactions on Very Large Scale Integration (VLSI) Systems*, vol. 20, pp. 673–683, apr 2012.
- [131] M. Papadonikolakis and C. Bouganis, “Novel cascade fpga accelerator for support vector machines classification,” *IEEE Transactions on Neural Networks and Learning Systems*, vol. 23, no. 7, pp. 1040–1052, 2012.
- [132] K. Kang and T. Shibata, “An on-chip-trainable gaussian-kernel analog support vector machine,” *IEEE Transactions on Circuits and Systems I: Regular Papers*, vol. 57, no. 7, pp. 1513–1524, 2010.
- [133] H. Ahmad, M. Tanvir, M. A. Hanif, M. U. Javed, R. Hafiz, and M. Shafique, “Systimator: A design space exploration methodology for systolic array based cnns acceleration on the fpga-based edge nodes,” 2019.
- [134] X. Wei, C. H. Yu, P. Zhang, Y. Chen, Y. Wang, H. Hu, Y. Liang, and J. Cong, “Automated systolic array architecture synthesis for high throughput cnn inference on fpgas,” in *Proceedings of the 54th Annual Design Automation Conference 2017, DAC ’17*, (New York, NY, USA), Association for Computing Machinery, 2017.
- [135] C. Zhang, Z. Fang, P. Zhou, P. Pan, and J. Cong, “Caffeine: Towards uniformed representation and acceleration for deep convolutional neural networks,” in *Proceedings of the 35th International Conference on Computer-Aided Design, ICCAD ’16*, (New York, NY, USA), Association for Computing Machinery, 2016.
- [136] C. Farabet, C. Poulet, J. Y. Han, and Y. LeCun, “Cnp: An fpga-based processor for convolutional networks,” in *2009 International Conference on Field Programmable Logic and Applications*, pp. 32–37, 2009.
- [137] M. Peemen, A. A. A. Setio, B. Mesman, and H. Corporaal, “Memory-centric accelerator design for convolutional neural networks,” in *2013 IEEE 31st International Conference on Computer Design (ICCD)*, pp. 13–19, 2013.
- [138] R. Zhao, W. Song, W. Zhang, T. Xing, J.-H. Lin, M. Srivastava, R. Gupta, and Z. Zhang, “Accelerating binarized convolutional neural networks with software-programmable fpgas,” in *Proceedings of the 2017 ACM/SIGDA International Symposium on Field-Programmable Gate Arrays, FPGA ’17*, (New York, NY, USA), p. 15–24, Association for Computing Machinery, 2017.
- [139] B. Asgari, R. Hadidi, H. Kim, and S. Yalamanchili, “Eridanus: Efficiently running inference of dnns using systolic arrays,” *IEEE Micro*, vol. 39, pp. 46–54, sep 2019.
- [140] H. Kung, B. McDanel, and S. Q. Zhang, “Packing sparse convolutional neural networks for efficient systolic array implementations: Column combining under joint optimization,” in *Proceedings of the Twenty-Fourth International Conference on Architectural Support for Programming Languages and Operating Systems, ASPLOS ’19*, (New York, NY, USA), p. 821–834, Association for Computing Machinery, 2019.
- [141] S. Han, H. Mao, and W. J. Dally, “Deep compression: Compressing deep neural networks with pruning, trained quantization and huffman coding,” 2016.
- [142] P. Molchanov, S. Tyree, T. Karras, T. Aila, and J. Kautz, “Pruning convolutional neural networks for resource efficient inference,” 2017.
- [143] P. J. Joseph, K. Vaswani, and M. J. Thazhuthaveetil, “Construction and use of linear regression models for processor performance analysis,” in *In Proc. 12th IEEE Symposium on High Performance Computer Architecture*, pp. 99–108, 2006.
- [144] H.-S. Yun and S.-J. Lee, “Power prediction of mobile processors based on statistical analysis of performance monitoring events,” *Journal of KIISE: Computing Practices and Letters*, vol. 15, no. 7, pp. 469–477, 2009.
- [145] B. C. Lee and D. M. Brooks, “Accurate and efficient regression modeling for microarchitectural performance and power prediction,” *ACM SIGOPS Operating Systems Review*, vol. 40, no. 5, pp. 185–194, 2006.
- [146] O. Sinanoglu, I. Bayraktaroglu, and A. Orailoglu, “Dynamic test data transformations for average and peak power reductions,” pp. 113 – 118, 02 2002.
- [147] S. Rai, W. L. Neto, Y. Miyasaka, X. Zhang, M. Yu, Q. Y. M. Fujita, G. B. Manske, M. F. Pontes, L. S. da Rosa Junior, M. S. de Aguiar, P. F. Butzen, P.-C. Chien, Y.-S. Huang, H.-R. Wang, J.-H. R. Jiang, J. Gu, Z. Zhao, Z. Jiang, D. Z. Pan, B. A. de Abreu, I. de Souza Campos, A. Berndt, C. Meinhardt, J. T. Carvalho, M. Grellert, S. Bampi, A. Lohana, A. Kumar, W. Zeng, A. Davoodi, R. O. Topaloglu, Y. Zhou, J. Dotzel, Y. Zhang, H. Wang, Z. Zhang, V. Tenace, P.-E. Gaillardon, A. Mishchenko, and S. Chatterjee, “Logic synthesis meets machine learning: Trading exactness for generalization,” 2020.
- [148] P. Jokic, E. Azarkhish, R. Cattenoz, E. Türetken, L. Benini, and S. Emery, “A sub-mw dual-engine ml inference system-on-chip for complete end-to-end face-analysis at the edge,” in *2021 Symposium on VLSI Circuits*, pp. 1–2, 2021.
- [149] M. Sarrafzadeh and C. Wong, *An introduction to VLSI physical design*. McGraw-Hill Higher Education, 1996.
- [150] Y. Lin, W. Li, J. Gu, H. Ren, B. Khailany, and D. Z. Pan, “Abcd-place: Accelerated batch-based concurrent detailed placement on multi-threaded cpus and gpus,” *IEEE Transactions on Computer-Aided Design of Integrated Circuits and Systems*, vol. 39, no. 12, pp. 5083–5096, 2020.
- [151] S. I. Ward, D. A. Papa, Z. Li, C. N. Sze, C. J. Alpert, and E. Swartzlander, “Quantifying academic placer performance on custom designs,” in *Proceedings of the 2011 International Symposium on Physical Design, ISPD ’11*, (New York, NY, USA), p. 91–98, Association for Computing Machinery, 2011.
- [152] S. Ward, D. Ding, and D. Z. Pan, “Pade: A high-performance placer with automatic datapath extraction and evaluation through high-dimensional data learning,” in *DAC Design Automation Conference 2012*, pp. 756–761, 2012.
- [153] A. Mirhoseini, A. Goldie, M. Yazgan, J. Jiang, E. Songhori, S. Wang, Y.-J. Lee, E. Johnson, O. Pathak, S. Bae, A. Nazi, J. Pak, A. Tong, K. Srinivasa, W. Hang, E. Tuncer, A. Babu, Q. V. Le, J. Laudon, R. Ho, R. Carpenter, and J. Dean, “Chip placement with deep reinforcement learning,” 2020.
- [154] T.-W. Huang, “Machine learning system-enabled gpu acceleration for eda,” in *2021 International Symposium on VLSI Design, Automation and Test (VLSI-DAT)*, pp. 1–1, 2021.
- [155] I. Turtletaub, G. Li, M. Ibrahim, and P. Franzon, *Application of Quantum Machine Learning to VLSI Placement*, p. 61–66. New York, NY, USA: Association for Computing Machinery, 2020.
- [156] A. Peruzzo, J. McClean, P. Shadbolt, M.-H. Yung, X.-Q. Zhou, P. J. Love, A. Aspuru-Guzik, and J. L. O’Brien, “A variational eigenvalue solver on a photonic quantum processor,” *Nature Communications*, vol. 5, Jul 2014.
- [157] A. B. Kahng and S. Mantik, “A system for automatic recording and prediction of design quality metrics,” in *Proceedings of the IEEE 2001. 2nd International Symposium on Quality Electronic Design*, pp. 81–86, 2001.
- [158] A. B. Kahng, B. Lin, and S. Nath, “Enhanced metamodeling techniques for high-dimensional ic design estimation problems,” in *Proceedings of the Conference on Design, Automation and Test in Europe, DATE ’13*, (San Jose, CA, USA), p. 1861–1866, EDA Consortium, 2013.
- [159] A. B. Kahng, B. Lin, and S. Nath, “High-dimensional metamodeling for prediction of clock tree synthesis outcomes,” in *2013 ACM/IEEE International Workshop on System Level Interconnect Prediction (SLIP)*, pp. 1–7, 2013.
- [160] Y. Kwon, J. Jung, I. Han, and Y. Shin, “Transient clock power estimation of pre-cts netlist,” in *2018 IEEE International Symposium on Circuits and Systems (ISCAS)*, pp. 1–4, 2018.
- [161] Y. Meidan, B. Lerner, G. Rabinowitz, and M. Hassoun, “Cycle-time key factor identification and prediction in semiconductor manufacturing using machine learning and data mining,” *IEEE Transactions on Semiconductor Manufacturing*, vol. 24, no. 2, pp. 237–248, 2011.
- [162] P. Backus, M. Janakiram, S. Mowzoon, C. Runger, and A. Bhargava, “Factory cycle-time prediction with a data-mining approach,” *IEEE Transactions on Semiconductor Manufacturing*, vol. 19, no. 2, pp. 252–258, 2006.

- [163] C.-F. Chien, W.-C. Wang, and J.-C. Cheng, "Data mining for yield enhancement in semiconductor manufacturing and an empirical study," *Expert Systems with Applications*, vol. 33, no. 1, pp. 192–198, 2007.
- [164] Z. Qi, Y. Cai, Q. Zhou, Z. Li, and M. Chen, "Vfgr: A very fast parallel global router with accurate congestion modeling," in *2014 19th Asia and South Pacific Design Automation Conference (ASP-DAC)*, pp. 525–530, 2014.
- [165] Chin-Hsiung Hsu, Huang-Yu Chen, and Yao-Wen Chang, "Multi-layer global routing considering via and wire capacities," in *2008 IEEE/ACM International Conference on Computer-Aided Design*, pp. 350–355, 2008.
- [166] Y. Wei, C. Sze, N. Viswanathan, Z. Li, C. J. Alpert, L. Reddy, A. D. Huber, G. E. Tellez, D. Keller, and S. S. Sapatnekar, "Techniques for scalable and effective routability evaluation," *ACM Trans. Des. Autom. Electron. Syst.*, vol. 19, Mar. 2014.
- [167] H. Shojaei, A. Davoodi, and J. Linderth, "Planning for local net congestion in global routing," in *Proceedings of the 2013 ACM International Symposium on Physical Design, ISPD '13*, (New York, NY, USA), p. 85–92, Association for Computing Machinery, 2013.
- [168] Y. Zhang and C. Chu, "Gdrouter: Interleaved global routing and detailed routing for ultimate routability," in *DAC Design Automation Conference 2012*, pp. 597–602, 2012.
- [169] Z. Qi, Y. Cai, and Q. Zhou, "Accurate prediction of detailed routing congestion using supervised data learning," in *2014 IEEE 32nd International Conference on Computer Design (ICCD)*, pp. 97–103, 2014.
- [170] J. H. Friedman, "Multivariate adaptive regression splines," *Ann. Statist.*, vol. 19, pp. 1–67, 03 1991.
- [171] W. J. Chan, Y. Du, A. B. Kahng, S. Nath, and K. Samadi, "Beol stack-aware routability prediction from placement using data mining techniques," in *2016 IEEE 34th International Conference on Computer Design (ICCD)*, pp. 41–48, 2016.
- [172] Z. Xie, Y. Huang, G. Fang, H. Ren, S. Fang, Y. Chen, and J. Hu, "Routenet: Routability prediction for mixed-size designs using convolutional neural network," in *2018 IEEE/ACM International Conference on Computer-Aided Design (ICCAD)*, pp. 1–8, 2018.
- [173] R. Kirby, S. Godil, R. Roy, and B. Catanzaro, "Congestionnet: Routing congestion prediction using deep graph neural networks," in *2019 IFIP/IEEE 27th International Conference on Very Large Scale Integration (VLSI-SoC)*, pp. 217–222, 2019.
- [174] P. Goswami and D. Bhatia, "Congestion prediction in fpga using regression based learning methods," *Electronics*, vol. 10, no. 16, 2021.
- [175] B. Li and P. D. Franzon, "Machine learning in physical design," in *2016 IEEE 25th Conference on Electrical Performance Of Electronic Packaging And Systems (EPEPS)*, pp. 147–150, 2016.
- [176] A. F. Tabrizi, N. K. Darav, L. Rakai, A. Kennings, and L. Behjat, "Detailed routing violation prediction during placement using machine learning," in *2017 International Symposium on VLSI Design, Automation and Test (VLSI-DAT)*, pp. 1–4, 2017.
- [177] C. Seiffert, T. M. Khoshgoftaar, J. Van Hulse, and A. Napolitano, "Rusboost: Improving classification performance when training data is skewed," in *2008 19th International Conference on Pattern Recognition*, pp. 1–4, 2008.
- [178] C. Seiffert, T. M. Khoshgoftaar, J. Van Hulse, and A. Napolitano, "Rusboost: A hybrid approach to alleviating class imbalance," *IEEE Transactions on Systems, Man, and Cybernetics - Part A: Systems and Humans*, vol. 40, no. 1, pp. 185–197, 2010.
- [179] S. M. Sze et al., *VLSI technology*. McGraw-hill, 1988.
- [180] J. N. Helbert, *Handbook of VLSI microlithography*. Cambridge University Press, 2001.
- [181] S. Shim, S. Choi, and Y. Shin, "Machine learning for mask synthesis," in *Machine Learning in VLSI Computer-Aided Design*, pp. 69–93, Springer, 2019.
- [182] A. Gu and A. Zakhor, "Optical proximity correction with linear regression," *IEEE Transactions on Semiconductor Manufacturing*, vol. 21, no. 2, pp. 263–271, 2008.
- [183] R. Luo, "Optical proximity correction using a multilayer perceptron neural network," *Journal of Optics*, vol. 15, no. 7, p. 075708, 2013.
- [184] T. Matsunawa, B. Yu, and D. Z. Pan, "Optical proximity correction with hierarchical bayes model," in *Optical Microlithography XXVIII*, vol. 9426, p. 94260X, International Society for Optics and Photonics, 2015.
- [185] W. Gilks, "Markov chain monte carlo. hoboken," 2005.
- [186] S. Choi, S. Shim, and Y. Shin, "Machine learning (ml)-guided opc using basis functions of polar fourier transform," in *Optical Microlithography XXIX*, vol. 9780, p. 97800H, International Society for Optics and Photonics, 2016.
- [187] L. Pang, Y. Liu, and D. Abrams, "Inverse lithography technology (ilt): What is the impact to the photomask industry?," in *Photomask and Next-Generation Lithography Mask Technology XIII*, vol. 6283, p. 62830X, International Society for Optics and Photonics, 2006.
- [188] N. Jia and E. Y. Lam, "Machine learning for inverse lithography: using stochastic gradient descent for robust photomask synthesis," *Journal of Optics*, vol. 12, no. 4, p. 045601, 2010.
- [189] K.-s. Luo, Z. Shi, X.-l. Yan, and Z. Geng, "Svm based layout retargeting for fast and regularized inverse lithography," *Journal of Zhejiang University SCIENCE C*, vol. 15, no. 5, pp. 390–400, 2014.
- [190] X. Xu, Y. Lin, M. Li, T. Matsunawa, S. Nojima, C. Kodama, T. Kotani, and D. Z. Pan, "Subresolution assist feature generation with supervised data learning," *IEEE Transactions on Computer-Aided Design of Integrated Circuits and Systems*, vol. 37, no. 6, pp. 1225–1236, 2017.
- [191] S. Shim, S. Choi, and Y. Shin, "Machine learning (ml)-based lithography optimizations," in *2016 IEEE Asia Pacific Conference on Circuits and Systems (APCCAS)*, pp. 530–533, 2016.
- [192] S. Shim and Y. Shin, "Etch proximity correction through machine-learning-driven etch bias model," in *Advanced Etch Technology for Nanopatterning V*, vol. 9782, p. 978200, International Society for Optics and Photonics, 2016.
- [193] Y. Lin, M. Li, Y. Watanabe, T. Kimura, T. Matsunawa, S. Nojima, and D. Z. Pan, "Data efficient lithography modeling with transfer learning and active data selection," *IEEE Transactions on Computer-Aided Design of Integrated Circuits and Systems*, vol. 38, no. 10, pp. 1900–1913, 2018.
- [194] H. Yang, S. Li, Y. Ma, B. Yu, and E. F. Young, "Gan-opc: Mask optimization with lithography-guided generative adversarial nets," in *Proceedings of the 55th Annual Design Automation Conference*, pp. 1–6, 2018.
- [195] M. B. Alawieh, Y. Lin, Z. Zhang, M. Li, Q. Huang, and D. Z. Pan, "Gan-sraf: Sub-resolution assist feature generation using conditional generative adversarial networks," in *Proceedings of the 56th Annual Design Automation Conference 2019*, pp. 1–6, 2019.
- [196] W. Ye, M. B. Alawieh, Y. Lin, and D. Z. Pan, "Lithogan: End-to-end lithography modeling with generative adversarial networks," in *2019 56th ACM/IEEE Design Automation Conference (DAC)*, pp. 1–6, IEEE, 2019.
- [197] H. Yang, W. Zhong, Y. Ma, H. Geng, R. Chen, W. Chen, and B. Yu, "Vlsi mask optimization: From shallow to deep learning," in *2020 25th Asia and South Pacific Design Automation Conference (ASP-DAC)*, pp. 434–439, IEEE, 2020.
- [198] H. Yang, S. Li, C. Tabery, B. Lin, and B. Yu, "Bridging the gap between layout pattern sampling and hotspot detection via batch active learning," *IEEE Transactions on Computer-Aided Design of Integrated Circuits and Systems*, vol. 40, no. 7, pp. 1464–1475, 2021.
- [199] N. Nagase, K. Suzuki, K. Takahashi, M. Minemura, S. Yamauchi, and T. Okada, "Study of hot spot detection using neural networks judgment," in *Photomask and Next-Generation Lithography Mask Technology XIV*, vol. 6607, p. 66071B, International Society for Optics and Photonics, 2007.
- [200] D. Ding, X. Wu, J. Ghosh, and D. Z. Pan, "Machine learning based lithographic hotspot detection with critical-feature extraction and classification," in *2009 IEEE International Conference on IC Design and Technology*, pp. 219–222, IEEE, 2009.
- [201] N. Ma, J. Ghan, S. Mishra, C. Spanos, K. Poolla, N. Rodriguez, and L. Capodieci, "Automatic hotspot classification using pattern-based clustering," in *Design for Manufacturability through Design-Process Integration II*, vol. 6925, p. 692505, International Society for Optics and Photonics, 2008.
- [202] J. Ghan, N. Ma, S. Mishra, C. Spanos, K. Poolla, N. Rodriguez, and L. Capodieci, "Clustering and pattern matching for an automatic hotspot classification and detection system," in *Design for Manufacturability through Design-Process Integration III*, vol. 7275, p. 727516, International Society for Optics and Photonics, 2009.
- [203] D. Ding, J. A. Torres, and D. Z. Pan, "High performance lithography hotspot detection with successively refined pattern identifications and machine learning," *IEEE Transactions on Computer-Aided Design of Integrated Circuits and Systems*, vol. 30, no. 11, pp. 1621–1634, 2011.
- [204] Y.-T. Yu, G.-H. Lin, I. H.-R. Jiang, and C. Chiang, "Machine-learning-based hotspot detection using topological classification and critical

- feature extraction,” *IEEE Transactions on Computer-Aided Design of Integrated Circuits and Systems*, vol. 34, no. 3, pp. 460–470, 2015.
- [205] D. Ding, B. Yu, J. Ghosh, and D. Z. Pan, “Epic: Efficient prediction of ic manufacturing hotspots with a unified meta-classification formulation,” in *17th Asia and South Pacific Design Automation Conference*, pp. 263–270, IEEE, 2012.
- [206] T. Matsunawa, J.-R. Gao, B. Yu, and D. Z. Pan, “A new lithography hotspot detection framework based on adaboost classifier and simplified feature extraction,” in *Design-Process-Technology Co-optimization for Manufacturability IX*, vol. 9427, p. 94270S, International Society for Optics and Photonics, 2015.
- [207] Y. Chen, Y. Lin, T. Gai, Y. Su, Y. Wei, and D. Z. Pan, “Semi-supervised hotspot detection with self-paced multi-task learning,” *IEEE Transactions on Computer-Aided Design of Integrated Circuits and Systems*, 2019.
- [208] M. Shin and J.-H. Lee, “Accurate lithography hotspot detection using deep convolutional neural networks,” *Journal of Micro/Nanolithography, MEMS, and MOEMS*, vol. 15, no. 4, p. 043507, 2016.
- [209] V. Borisov and J. Scheible, “Lithography hotspots detection using deep learning,” in *2018 15th International Conference on Synthesis, Modeling, Analysis and Simulation Methods and Applications to Circuit Design (SMACD)*, pp. 145–148, IEEE, 2018.
- [210] H. Yang, Y. Lin, B. Yu, and E. F. Young, “Lithography hotspot detection: From shallow to deep learning,” in *2017 30th IEEE International System-on-Chip Conference (SOCC)*, pp. 233–238, IEEE, 2017.
- [211] H. Yang, L. Luo, J. Su, C. Lin, and B. Yu, “Imbalance aware lithography hotspot detection: a deep learning approach,” *Journal of Micro/Nanolithography, MEMS, and MOEMS*, vol. 16, no. 3, p. 033504, 2017.
- [212] H. Zhang, B. Yu, and E. F. Young, “Enabling online learning in lithography hotspot detection with information-theoretic feature optimization,” in *Proceedings of the 35th International Conference on Computer-Aided Design*, pp. 1–8, 2016.
- [213] W. Ye, M. B. Alawieh, M. Li, Y. Lin, and D. Z. Pan, “Litho-gpa: Gaussian process assurance for lithography hotspot detection,” in *2019 Design, Automation & Test in Europe Conference & Exhibition (DATE)*, pp. 54–59, IEEE, 2019.
- [214] X. Zhang, J. Shiely, and E. F. Young, “Layout pattern generation and legalization with generative learning models,” in *2020 IEEE/ACM International Conference On Computer Aided Design (ICCAD)*, pp. 1–9, IEEE, 2020.
- [215] D. P. Kingma and M. Welling, “An introduction to variational autoencoders,” *arXiv preprint arXiv:1906.02691*, 2019.
- [216] M. Mirza and S. Osindero, “Conditional generative adversarial nets,” *arXiv preprint arXiv:1411.1784*, 2014.
- [217] M. B. Alawieh, W. Ye, and D. Z. Pan, “Re-examining vlsi manufacturing and yield through the lens of deep learning : (invited talk),” in *2020 IEEE/ACM International Conference On Computer Aided Design (ICCAD)*, pp. 1–8, 2020.
- [218] A. Beg, F. Awwad, W. Ibrahim, and F. Ahmed, “On the reliability estimation of nano-circuits using neural networks,” *Microprocessors and Microsystems*, vol. 39, no. 8, pp. 674 – 685, 2015.
- [219] K. N. Patel, I. Markov, and J. Hayes, “Evaluating circuit reliability under probabilistic gate-level fault models,” 2003.
- [220] S. Krishnaswamy, G. F. Viamontes, I. L. Markov, and J. P. Hayes, “Accurate reliability evaluation and enhancement via probabilistic transfer matrices,” in *Design, Automation and Test in Europe*, pp. 282–287 Vol. 1, 2005.
- [221] M. R. Choudhury and K. Mohanram, “Accurate and scalable reliability analysis of logic circuits,” in *2007 Design, Automation Test in Europe Conference Exhibition*, pp. 1–6, 2007.
- [222] N. Karimi and K. Huang, “Prognosis of nbtI aging using a machine learning scheme,” in *2016 IEEE International Symposium on Defect and Fault Tolerance in VLSI and Nanotechnology Systems (DFT)*, pp. 7–10, 2016.
- [223] S. Bian, M. Hiromoto, M. Shintani, and T. Sato, “Lsta: Learning-based static timing analysis for high-dimensional correlated on-chip variations,” in *2017 54th ACM/EDAC/IEEE Design Automation Conference (DAC)*, pp. 1–6, 2017.
- [224] T. Cho, R. Liang, G. Yu, and J. Xu, “Reliability analysis of p-type soi finfets with multiple size channels on the degradation of nbtI,” in *2020 IEEE Silicon Nanoelectronics Workshop (SNW)*, pp. 101–102, 2020.
- [225] S. Kundu, K. Basu, M. Sadi, T. Titirsha, S. Song, A. Das, and U. Guin, “Special session: Reliability analysis for ai/ml hardware,” in *2021 IEEE 39th VLSI Test Symposium (VTS)*, pp. 1–10, 2021.
- [226] F. Regazzoni, S. Bhasin, A. A. Pour, I. Alshaer, F. Aydin, A. Aysu, V. Beroulle, G. Di Natale, P. Franzon, D. Hely, N. Homma, A. Ito, D. Jap, P. Kashyap, I. Polian, S. Potluri, R. Ueno, E.-I. Vatajelu, and V. Yli-Mäyry, “Machine learning and hardware security: Challenges and opportunities -invited talk-,” in *2020 IEEE/ACM International Conference On Computer Aided Design (ICCAD)*, pp. 1–6, 2020.
- [227] K. G. Liakos, G. K. Georgakilas, and F. C. Plessas, “Hardware trojan classification at gate-level netlists based on area and power machine learning analysis,” in *2021 IEEE Computer Society Annual Symposium on VLSI (ISVLSI)*, pp. 412–417, 2021.
- [228] I. Koren and Z. Koren, “Defect tolerance in vlsi circuits: techniques and yield analysis,” *Proceedings of the IEEE*, vol. 86, no. 9, pp. 1819–1838, 1998.
- [229] W. Maly, A. J. Strojwas, and S. W. Director, “Vlsi yield prediction and estimation: A unified framework,” *IEEE Transactions on Computer-Aided Design of Integrated Circuits and Systems*, vol. 5, no. 1, pp. 114–130, 1986.
- [230] N. Japkowicz and S. Stephen, “The class imbalance problem: A systematic study,” *Intell. Data Anal.*, vol. 6, p. 429–449, Oct. 2002.
- [231] A. Tsymbal, “The problem of concept drift: definitions and related work,” 2004.
- [232] H. Chen and D. Boning, “Online and incremental machine learning approaches for ic yield improvement,” in *2017 IEEE/ACM International Conference on Computer-Aided Design (ICCAD)*, pp. 786–793, 2017.
- [233] N. C. Oza, “Online bagging and boosting,” in *2005 IEEE International Conference on Systems, Man and Cybernetics*, vol. 3, pp. 2340–2345 Vol. 3, 2005.
- [234] G. Ditzler and R. Polikar, “Incremental learning of concept drift from streaming imbalanced data,” *IEEE Transactions on Knowledge and Data Engineering*, vol. 25, no. 10, pp. 2283–2301, 2013.
- [235] C. Mead and L. Conway, *Introduction to VLSI systems*, vol. 1080. Addison-Wesley Reading, MA, 1980.
- [236] D. Price, “Pentium fdiv flaw-lessons learned,” *IEEE Micro*, vol. 15, no. 2, pp. 86–88, 1995.
- [237] B. Wile, J. Goss, and W. Roesner, *Comprehensive functional verification: The complete industry cycle*. Morgan Kaufmann, 2005.
- [238] R. Lisanke, F. Brglez, A. J. de Geus, and D. Gregory, “Testability-driven random test-pattern generation,” *IEEE transactions on computer-aided design of integrated circuits and systems*, vol. 6, no. 6, pp. 1082–1087, 1987.
- [239] C. Fagot, P. Girard, and C. Landrault, “On using machine learning for logic bist,” in *Proceedings International Test Conference 1997*, pp. 338–346, IEEE, 1997.
- [240] S. Fine and A. Ziv, “Coverage directed test generation for functional verification using bayesian networks,” in *Proceedings of the 40th annual Design Automation Conference*, pp. 286–291, 2003.
- [241] M. Braun, S. Fine, and A. Ziv, “Enhancing the efficiency of bayesian network based coverage directed test generation,” in *Proceedings. Ninth IEEE International High-Level Design Validation and Test Workshop (IEEE Cat. No. 04EX940)*, pp. 75–80, IEEE, 2004.
- [242] W. Hughes, S. Srinivasan, R. Suvarna, and M. Kulkarni, “Optimizing design verification using machine learning: Doing better than random,” *arXiv preprint arXiv:1909.13168*, 2019.
- [243] S. Fine, A. Freund, I. Jaeger, Y. Mansour, Y. Naveh, and A. Ziv, “Harnessing machine learning to improve the success rate of stimuli generation,” *IEEE Transactions on Computers*, vol. 55, no. 11, pp. 1344–1355, 2006.
- [244] H. Dhotre, S. Eggersglüß, M. Dehbashi, U. Pfannkuchen, and R. Drechsler, “Machine learning based test pattern analysis for localizing critical power activity areas,” in *2017 IEEE International Symposium on Defect and Fault Tolerance in VLSI and Nanotechnology Systems (DFT)*, pp. 1–6, IEEE, 2017.
- [245] J. Chen, L. Wang, P. Chang, J. Zeng, S. Yu, and M. Mateja, “Data learning techniques and methodology for fmax prediction,” in *2009 International Test Conference*, pp. 1–10, 2009.
- [246] L. Wang, “Data learning techniques for functional/system fmax prediction,” in *2009 24th IEEE International Symposium on Defect and Fault Tolerance in VLSI Systems*, pp. 451–451, 2009.
- [247] P. Krishnamurthy, A. B. Chowdhury, B. Tan, F. Khorrami, and R. Karri, “Explaining and interpreting machine learning cad decisions: An ic

- testing case study,” in *2020 ACM/IEEE 2nd Workshop on Machine Learning for CAD (MLCAD)*, pp. 129–134, 2020.
- [248] S. Roy, S. K. Millican, and V. D. Agrawal, “Training neural network for machine intelligence in automatic test pattern generator,” in *2021 34th International Conference on VLSI Design and 2021 20th International Conference on Embedded Systems (VLSID)*, pp. 316–321, 2021.
- [249] Y. Maidon, B. Jervis, N. Dutton, and S. Lesage, “Diagnosis of multifaults in analogue circuits using multilayer perceptrons,” *IEE Proceedings-Circuits, Devices and Systems*, vol. 144, no. 3, pp. 149–154, 1997.
- [250] M. El-Gamal and M. A. El-Yazeed, “A combined clustering and neural network approach for analog multiple hard fault classification,” *Journal of Electronic Testing*, vol. 14, no. 3, pp. 207–217, 1999.
- [251] F. Aminian and M. Aminian, “Fault diagnosis of nonlinear analog circuits using neural networks with wavelet and fourier transforms as preprocessors,” *Journal of Electronic Testing*, vol. 17, no. 6, pp. 471–481, 2001.
- [252] M. Aminian and F. Aminian, “A modular fault-diagnostic system for analog electronic circuits using neural networks with wavelet transform as a preprocessor,” *IEEE Transactions on Instrumentation and Measurement*, vol. 56, no. 5, pp. 1546–1554, 2007.
- [253] A. DeOrio, Q. Li, M. Burgess, and V. Bertacco, “Machine learning-based anomaly detection for post-silicon bug diagnosis,” in *2013 Design, Automation & Test in Europe Conference & Exhibition (DATE)*, pp. 491–496, IEEE, 2013.
- [254] Y. Huang, R. Guo, W.-T. Cheng, and J. C.-M. Li, “Survey of scan chain diagnosis,” *IEEE Design & Test of Computers*, vol. 25, no. 3, pp. 240–248, 2008.
- [255] Y. Huang, B. Benware, R. Klingenberg, H. Tang, J. Dsouza, and W.-T. Cheng, “Scan chain diagnosis based on unsupervised machine learning,” in *2017 IEEE 26th Asian Test Symposium (ATS)*, pp. 225–230, IEEE, 2017.
- [256] M. Chern, S.-W. Lee, S.-Y. Huang, Y. Huang, G. Veda, K.-H. Tsai, and W.-T. Cheng, “Improving scan chain diagnostic accuracy using multi-stage artificial neural networks,” in *Proceedings of the 24th Asia and South Pacific Design Automation Conference*, pp. 341–346, 2019.
- [257] A. B. Chowdhury, B. Tan, S. Garg, and R. Karri, “Robust deep learning for ic test problems,” *IEEE Transactions on Computer-Aided Design of Integrated Circuits and Systems*, vol. 41, no. 1, pp. 183–195, 2022.
- [258] H. Amrouch, A. B. Chowdhury, W. Jin, R. Karri, F. Khorrami, P. Krishnamurthy, I. Polian, V. M. van Santen, B. Tan, and S. X.-D. Tan, “Special session: Machine learning for semiconductor test and reliability,” in *2021 IEEE 39th VLSI Test Symposium (VTS)*, pp. 1–11, 2021.
- [259] S. Roy, S. K. Millican, and V. D. Agrawal, “Special session – machine learning in test: A survey of analog, digital, memory, and rf integrated circuits,” in *2021 IEEE 39th VLSI Test Symposium (VTS)*, pp. 1–14, 2021.
- [260] E. Sentovich, K. Singh, C. Moon, H. Savoj, R. Brayton, and A. Sangiovanni-Vincentelli, “Sequential circuit design using synthesis and optimization,” in *Proceedings 1992 IEEE International Conference on Computer Design: VLSI in Computers Processors*, pp. 328–333, 1992.
- [261] B. Shakya, M. T. He, H. Salmani, D. Forte, S. Bhunia, and M. M. Tehranipoor, “Benchmarking of hardware trojans and maliciously affected circuits,” *Journal of Hardware and Systems Security*, vol. 1, pp. 85–102, 2017.
- [262] E. İpek, S. A. McKee, R. Caruana, B. R. de Supinski, and M. Schulz, “Efficiently exploring architectural design spaces via predictive modeling,” in *Proceedings of the 12th International Conference on Architectural Support for Programming Languages and Operating Systems, ASPLOS XII*, (New York, NY, USA), p. 195–206, Association for Computing Machinery, 2006.
- [263] H. Yoo, “Mobile/embedded dnn and ai socs,” in *2018 International Symposium on VLSI Technology, Systems and Application (VLSI-TSA)*, pp. 1–1, 2018.
- [264] Jeong-Taek Kong, “Cad for nanometer silicon design challenges and success,” *IEEE Transactions on Very Large Scale Integration (VLSI) Systems*, vol. 12, no. 11, pp. 1132–1147, 2004.
- [265] M. T. Bohr, “Nanotechnology goals and challenges for electronic applications,” *IEEE Transactions on Nanotechnology*, vol. 1, no. 1, pp. 56–62, 2002.
- [266] Y. Lin, Y. Lin, and C. Liu, “Aitalk: a tutorial to implement ai as iot devices,” *IET Networks*, vol. 8, no. 3, pp. 195–202, 2019.
- [267] M. Song, K. Zhong, J. Zhang, Y. Hu, D. Liu, W. Zhang, J. Wang, and T. Li, “In-situ ai: Towards autonomous and incremental deep learning for iot systems,” in *2018 IEEE International Symposium on High Performance Computer Architecture (HPCA)*, pp. 92–103, 2018.
- [268] E. Eleftheriou, ““in-memory computing”: Accelerating ai applications,” in *2018 48th European Solid-State Device Research Conference (ESSDERC)*, pp. 4–5, 2018.
- [269] B. Yu, D. Z. Pan, T. Matsunawa, and X. Zeng, “Machine learning and pattern matching in physical design,” in *The 20th Asia and South Pacific Design Automation Conference*, pp. 286–293, 2015.
- [270] I. A. Elfadel, D. Boning, and X. Li, *Machine Learning in VLSI Computer-Aided Design*. 01 2019.
- [271] H. Iwai, K. Kakushima, and H. Wong, “Challenges for future semiconductor manufacturing,” *International journal of high speed electronics and systems*, vol. 16, no. 01, pp. 43–81, 2006.
- [272] Vandana and A. Singh, “Multi-objective test case minimization using evolutionary algorithms: A review,” in *2017 International conference of Electronics, Communication and Aerospace Technology (ICECA)*, vol. 1, pp. 329–334, 2017.
- [273] V. N. Vapnik, *The Nature of Statistical Learning Theory*. Berlin, Heidelberg: Springer-Verlag, 1995.
- [274] S. Lathuilière, P. Mesejo, X. Alameda-Pineda, and R. Horaud, “A comprehensive analysis of deep regression,” *IEEE Transactions on Pattern Analysis and Machine Intelligence*, vol. 42, no. 9, pp. 2065–2081, 2020.
- [275] S. Obilisetty, “Digital intelligence and chip design,” in *2018 International Symposium on VLSI Design, Automation and Test (VLSI-DAT)*, pp. 1–4, 2018.
- [276] M. Shafique, R. Hafiz, M. U. Javed, S. Abbas, L. Sekanina, Z. Vasicek, and V. Mrazek, “Adaptive and energy-efficient architectures for machine learning: Challenges, opportunities, and research roadmap,” in *2017 IEEE Computer Society Annual Symposium on VLSI (ISVLSI)*, pp. 627–632, 2017.

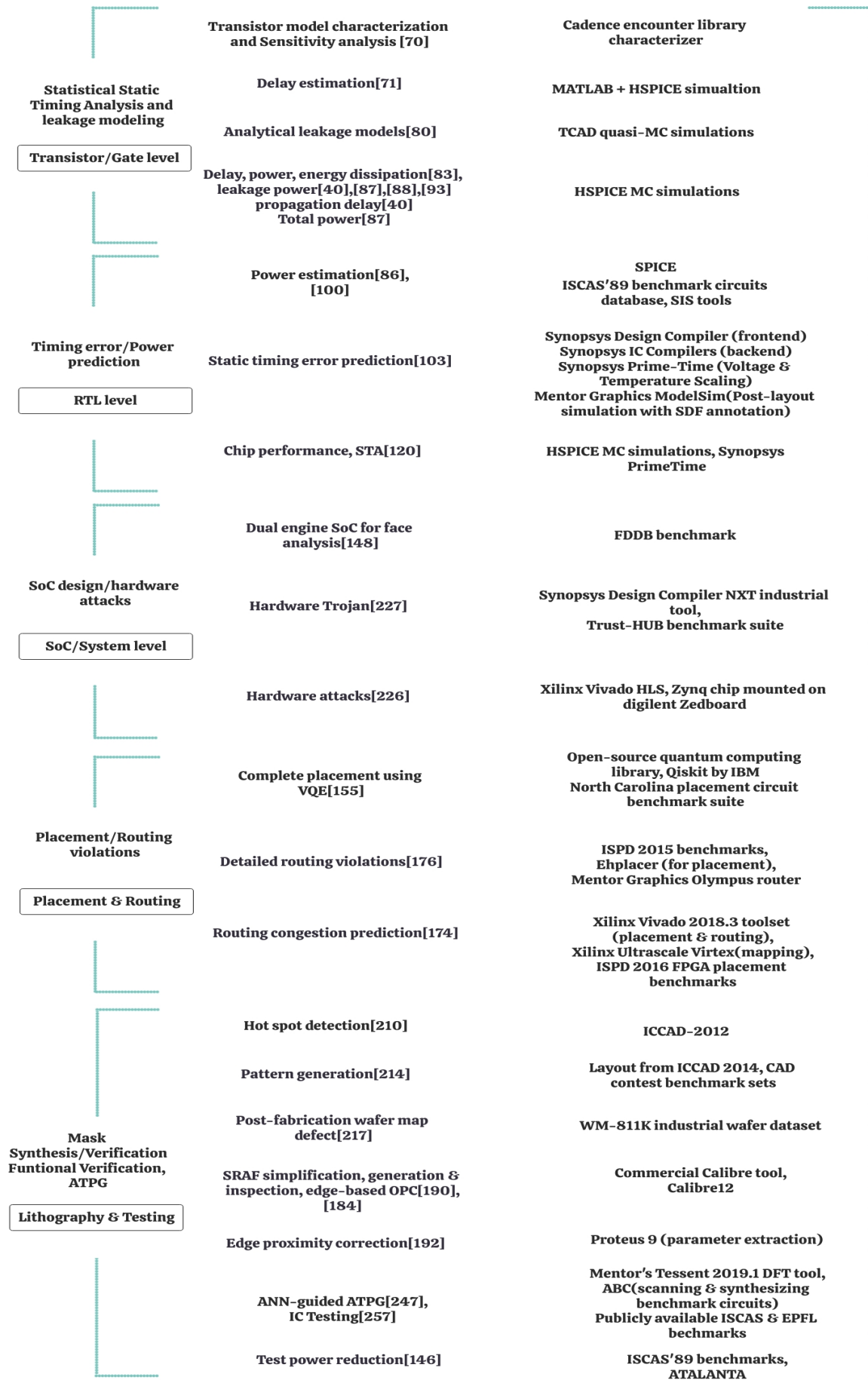


Fig. 16. Sources of training data in literature