

# Cutting feedback and modularized analyses in generalized Bayesian inference<sup>\*</sup>

David T. Frazier<sup>†</sup>, and David J Nott<sup>‡</sup>

**Abstract.** Even in relatively simple settings, model misspecification can make the application and interpretation of Bayesian inference difficult. One approach to make Bayesian analyses fit-for-purpose in the presence of model misspecification is the use of cutting feedback methods. These methods modify conventional Bayesian inference by limiting the influence of one part of the model by “cutting” the link between certain components. We examine cutting feedback methods in the context of generalized posterior distributions, i.e., posteriors built from arbitrary loss functions, and provide novel results on their behaviour. A direct product of our results are diagnostic tools that allow for the quick, and easy, analysis of two key features of cut posterior distributions: one, how uncertainty about the model unknowns in one component impacts inferences about unknowns in other components; two, how the incorporation of additional information impacts the cut posterior distribution.

**Keywords:** Cutting feedback; Model misspecification; Modularization; Semi-modular inference; Generalized Bayesian inference.

## 1 Introduction

Complex statistical models are often comprised of smaller models, referred to as modules, that are coupled together. For a correctly specified model with modular structure, Bayesian inference remains valid regardless of the number of modules or their complexity. However, when one or more of the modules is misspecified, it is sometimes helpful to modify conventional Bayesian inference, and that is what we study in this paper. To focus on the essential ideas, we consider only a simple “two-module” system (Plummer, 2015) which is nevertheless flexible enough to describe many common applications of interest. In this two-module system there are data sources which are specific to each module. The model for the first data source depends on the first module parameters only, while the model for the second data source depends on both the first and second module parameters. Because of parameter sharing between modules, Bayesian inference for all parameters can be sensitive to misspecification in either of the two modules.

Misspecification of the assumed model compromises the use and interpretation of Bayesian inference; see, e.g., Grünwald (2012) and the discussion therein for examples.

---

<sup>\*</sup>This work was supported by the Australian Research Council and a Singapore Ministry of Education Academic Research Fund Tier 1 grant.

<sup>†</sup>Department of Econometrics and Business Statistics, Monash University, Australia. [david.frazier@monash.edu](mailto:david.frazier@monash.edu)

<sup>‡</sup>Department of Statistics and Applied Probability, National University of Singapore, Singapore. [standj@nus.edu.sg](mailto:standj@nus.edu.sg)

However, in the context of a multi-modular model, a researcher may suspect gross misspecification for only some of the modules. In this case, we may be interested in modified Bayesian analyses where inferences for parameters in the correctly specified modules are not corrupted. If estimates of parameters in correctly specified modules retain their intended meaning, this can also assist in model criticism and ensure that estimates of parameters in misspecified models have a useful interpretation (Bayarri et al., 2009). These are some of the goals of the cutting feedback methods which are discussed in this paper. See Jacob et al. (2017) for a discussion of the purposes of cutting feedback from a decision-theoretic perspective.

While there are many special cases of procedures in the statistical literature that correspond to cutting feedback, one of the applications where these methods were first formalized was in pharmacokinetic/pharmacodynamic modelling (Bennett and Wakefield, 2001; Lunn et al., 2009). The cutting feedback methods used there were an extension of earlier two-stage frequentist methods (Zhang et al., 2003a,b) where the Bayesian formalism was used to effectively propagate uncertainty between stages. Plummer (2015) pointed out conceptual difficulties in the implicit definition of cut posterior distributions through sampling algorithms in complex situations, and introduced the “two module” system considered here and by other authors where an explicit definition of the cut posterior can be given. The paper by Plummer (2015) also developed some computational methods for cut posterior distributions in the two module case, although the methods he suggested are computationally intensive. A general implementation for implementing cut procedures is given by the cut function in the WinBUGS and OpenBUGS software packages (Lunn et al., 2009) but in view of the difficulties of cut posterior computation pointed out by Woodard et al. (2013) and Plummer (2015), some caution is warranted and careful sensitivity analyses are recommended. A number of other authors have investigated computation for cutting feedback (Jacob et al., 2020; Liu and Goudie, 2020; Yu et al., 2021) and this remains an active area of research. To get a sense of the breadth of applications of cutting feedback and modularized Bayesian inference more generally, we recommend the papers by Jacob et al. (2017) and Bayarri et al. (2009), with the latter paper focusing on applications in the analysis of computer models.

Existing work on cutting feedback has largely been in the context of a fully specified parametric model. However, if a parametric model is misspecified, it is still feasible to produce useful Bayesian inferences by moving from a posterior based on a log-likelihood function to a posterior based on a loss function that captures the features of the data that are most important, such as, e.g., predictive accuracy, or by using a loss that can deliver robust inferences. Such generalized Bayesian inference approaches, see, e.g., Bissiri et al. (2016), are now common in statistical inference, and allow the researcher to hedge against misspecification of a full statistical model. There is also recent work (Nicholls et al., 2022) on generalized Bayes justifications of parametric modular methods, which we discuss later.

Herein, we analyze the application of cutting feedback methods to generalized Bayesian inference in the commonly encountered “two module system” mentioned above and explained in more detail in Section 2.2. The use of cutting feedback methods in generalized Bayesian inference is particular appealing since, if we are uncertain about the validity

of a given module, we can employ a targeted loss function that measures accuracy in terms of the specific components of this module; while, if a module is not thought to be grossly misspecified, the negative log likelihood function can be chosen as the loss function. In fully parametric models, the comparison of a cut and full posterior distribution is often helpful as a diagnostic tool. If an apparent conflict between full and cut posterior inferences is resolved by expanding one of the modules in a certain way, this can be insightful about the role of the module assumptions in full posterior inference. However, constructing a more elaborate model and conducting inferences for it may be challenging, so that the use of a generalized Bayesian approach to effectively weaken assumptions within a suspect module can make this strategy for model analysis more practical to implement.

We make three main contributions to the literature on generalized Bayesian inference and cutting feedback. Firstly, we derive a novel large sample result that allows us to express the posterior for the parameters of a given module conditional on the parameters of the remaining modules. In contrast, the only existing result on the large sample behaviour of cut posteriors of which we are aware (Pompe and Jacob, 2021) presents a joint analysis of the cut posterior. The authors also discuss a novel posterior bootstrap approach to cut posterior computation. As we argue in Section 2.2, a normal approximation to the joint cut posterior provides only limited insight into propagation of uncertainty in cutting feedback, because conditioning on a subset of variables in a multivariate normal distribution results in a conditional covariance matrix that doesn't depend on the values of the conditioning variables. In contrast, our results justify normal approximations for conditional posterior distributions where covariance matrices change with the values for the conditioning variables, giving useful insights into uncertainty propagation in cut posteriors. Our new result is also applicable to general loss functions, and only requires weak smoothness conditions.

Secondly, and following from the first contribution, we develop diagnostics that can be used to visualize, and understand, the ways in which inference is sensitive to the coupling of the modules. Critically, the proposed diagnostics are computationally simple to implement, and do not require running additional Markov chain Monte Carlo (MCMC) algorithms.

Lastly, we propose a new semi-modular posterior for use in generalized Bayesian inference. Recently, Carmona and Nicholls (2020) have proposed the use of semi-modular posteriors as a way of conducting robust modular inference. The semi-modular approach introduces an influence parameter that controls the extent to which feedback is cut. While useful, the challenges of cut posterior computation also apply to semi-modular inference, with the key difficulty being the evaluation of an intractable marginal likelihood term. Estimation of the semi-modular (and cut) posterior is often done using a computationally burdensome nested MCMC sampling algorithm (Plummer, 2015). Herein, we propose a novel semi-modular posterior that can be accessed using standard MCMC sampling schemes. See Section 3.3 for further details.

We illustrate the above diagnostics and semi-modular posterior in two benchmark examples found in the literature on cutting feedback.

## Notations

Here we collect notations used in the remainder of the paper. The term  $\|\cdot\|$  denotes the Euclidean norm, while  $|\cdot|$  denotes the absolute value function.  $C$  denotes an arbitrary positive constant that can change from line-to-line. For  $x = (x'_1, x'_2)' \in \mathbb{R}^d$  and a function  $f : \mathbb{R}^d \mapsto \mathbb{R}$ , we let  $\nabla_x f(x)$  denote the gradient of  $f(x)$  wrt  $x$ , and  $\nabla_{xx}^2 f(x)$  the Hessian. Let  $N\{\mu, \Sigma\}$  denote the normal distribution with mean  $\mu$  and covariance matrix  $\Sigma$ , with  $N\{x; \mu, \Sigma\}$  the normal density at the point  $x$ . For  $\mathcal{D}$  some known distribution, and  $x = (x'_1, x'_2)' \in \mathbb{R}^d$  a  $d$ -dimensional random variable, the notation  $x \sim \mathcal{D}$  signifies that the law of  $x$  is  $\mathcal{D}$ , while  $x_1|x_2 \sim \mathcal{D}$  signifies that the conditional law of  $x_1$  given  $x_2$  is  $\mathcal{D}$ . The measure  $P_0^{(n)}$  denotes the true unknown probability measure generating the data. For a random sequence  $\{X_n : n \geq 1\}$ ,  $\text{plim}_{n \rightarrow \infty} X_n$ , denotes the probability limit of  $X_n$  (if it exists), while  $o_p(\cdot)$  and  $O_p(\cdot)$  have their usual meaning (under  $P_0^{(n)}$ ). The symbol  $\Rightarrow$  denotes weak convergence (under  $P_0^{(n)}$ ).

## 2 Motivation and Framework

To maintain simplicity, we describe cutting feedback in a two-module system considered in [Plummer \(2015\)](#). Extension can be made to more than two modules at the cost of additional notations and technicalities. That being said, this two-module system is general enough to cover many applications of interest.

We have  $n_1$  observations on a random variable  $\mathbf{z} = (z_1, \dots, z_{n_1})'$ ,  $z_i \in \mathcal{Z}$ , and  $n_2$  observations on the random variable  $\mathbf{w} = (w_1, \dots, w_{n_2})$ ,  $w_i \in \mathcal{W}$ , where  $n_1 = Cn_2$ , for some known  $C > 0$ , and  $n = n_1 + n_2$ . Let  $\mathbf{y} = (\mathbf{z}', \mathbf{w}')'$  denote the entire set of observed data. A (potentially misspecified) statistical model is postulated that depends on parameters  $\theta \in \Theta \subseteq \mathbb{R}^{d_\theta}$  and  $\theta = (\varphi', \eta)'$ , with  $\varphi \in \Phi \subseteq \mathbb{R}^{d_\varphi}$ ,  $\eta \in \mathcal{E} \subseteq \mathbb{R}^{d_\eta}$ , and  $d_\theta = d_\varphi + d_\eta$ . Prior beliefs over  $\Theta$  are represented by the prior density  $\pi(\theta) = \pi(\varphi)\pi(\eta|\varphi)$ .

We are interested in conducting Bayesian inference on  $\theta$  in cases where the distribution of  $\mathbf{z}$  depends on  $\varphi$ , which we write as  $\mathbf{z}|\varphi$  for brevity, while the distribution of  $\mathbf{w}$  depends on  $\eta$  and  $\varphi$ , i.e.,  $\mathbf{w}|\eta, \varphi$ . Our model is comprised of two modules. The first module consists of  $\mathbf{z}|\varphi$ , and the prior  $\pi(\varphi)$ , and the second module consists of  $\mathbf{w}|\eta, \varphi$  and the conditional prior  $\pi(\eta|\varphi)$ . The graphical structure of the model is given in [Figure 1](#).

We assume that there is high confidence in the accuracy of the model for  $\mathbf{z}|\varphi$  in the first module, but it is uncertain that the model for  $\mathbf{w}|\eta, \varphi$  in the second module is adequate. Consequently, if we were to conduct standard Bayesian inference on  $\theta$  using both modules, our inferences on  $\varphi$  could be contaminated by misspecification of the second module, and any useful interpretation for our inferences about  $\eta$  may also be compromised if the parameters  $\varphi$  do not have their intended meaning.

In the Bayesian framework, there are two main avenues to ensure that the possible misspecification of the second module does not contaminate our inferences on  $\varphi$ . Firstly, we could work with loss functions for the second module that are “robust” to misspecification, and consider a generalized posterior for the resulting parameters. Sec-

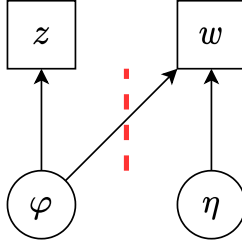


Figure 1: Graphical structure of the two-module system. The red dashed line indicates the cut.

only, we could employ a cutting feedback approach to inference. Herein, we examine the situation where the researcher wishes to employ both approaches to produce robust Bayesian inferences on  $\theta$ .

## 2.1 Generalized Posteriors

When the model is misspecified, standard Bayesian approaches can deliver inferences that are poor or unreliable (see, e.g., Grünwald and Van Ommen (2017) for specific examples, as well as Kleijn and van der Vaart (2012) for general results in parametric models). One approach to accommodate possible model misspecification in the Bayesian paradigm is to move away from a Bayesian update based on a log-likelihood function, to a Bayesian update based on a loss function that captures the most important features of the data we wish to model.

In our context, the decomposition of the statistical model into the two distinct modules, containing data models  $\mathbf{z}|\varphi$  and  $\mathbf{w}|\eta, \varphi$ , implies that we are free to choose separate loss functions for each module. Let  $\ell : \mathcal{Z} \times \Phi \rightarrow \mathbb{R}$  denote the loss function for module one (i.e.,  $\mathbf{z}|\varphi$ ), and  $m : \mathcal{W} \times \mathcal{E} \times \Phi \rightarrow \mathbb{R}$  the loss function for module two (i.e.,  $\mathbf{w}|\eta, \varphi$ ). Writing

$$Q_n(\theta) = L_n(\varphi) + M_n(\eta, \varphi), \quad L_n(\varphi) = -\sum_{i=1}^{n_1} \ell(z_i, \varphi), \quad M_n(\eta, \varphi) = -\sum_{i=1}^{n_2} m(w_i, \eta, \varphi), \quad (2.1)$$

we can express posterior beliefs for  $\theta$  using the following belief updating rule: for some known  $\nu \geq 0$ , often called the learning rate,

$$\pi(\theta|\mathbf{y}) = \frac{\exp\{\nu Q_n(\theta)\}\pi(\theta)}{\int_{\Theta} \exp\{\nu Q_n(\theta)\}\pi(\theta)d\theta} \propto \pi(\varphi) \exp\{\nu L_n(\theta)\} \pi(\eta|\varphi) \exp\{\nu M_n(\eta, \varphi)\}.$$

Following Bissiri et al. (2016),  $\pi(\theta|\mathbf{y})$  is referred to throughout as a generalized posterior. In general, producing samples from  $\pi(\theta|\mathbf{y})$  requires an MCMC scheme.

Since the goal of our analysis is not the selection of  $\nu$ , and since there are now several well-established methods for choosing  $\nu$  depending on the overall goals of the analysis,

we treat the learning rate  $\nu$  as fixed and suppress the generalized posteriors’ dependence on  $\nu$ . For a review of the existing methods for selecting  $\nu$  see [Wu and Martin \(2020\)](#).

The above representation of  $\pi(\theta|\mathbf{y})$  constitutes a slight departure from the standard literature on generalized posteriors, where the posterior is often written as  $\pi(\theta|\mathbf{y}) \propto \exp\{-q_n(\theta)\}$  for some loss function  $q_n(\theta)$ . Our definition of  $\pi(\theta|\mathbf{y})$  only represents a stylistic change, and is used to simplify notation and discussion. Equation (2.1) makes plain that  $\pi(\theta|\mathbf{y})$  retains the standard form of a generalized posterior.

## 2.2 Cutting Feedback with Generalized Posteriors

Our confidence in the accuracy of the first module means that the criterion  $L_n(\varphi)$  can be chosen as the log-likelihood. However, since we are working with generalized posteriors, we only maintain that  $L_n(\varphi)$  produces “reliable inferences” for  $\varphi$ . Our lack of confidence in the specification of the second module means we are concerned that incorporating this module may contaminate our inferences for  $\varphi$ . In such situations, cutting feedback methods (see, e.g., [Plummer, 2015](#)) can be used to mitigate the impact of misspecification.

To present cutting feedback in the case of generalized posteriors, we first decompose  $\pi(\theta|\mathbf{y})$  as the product of a marginal posterior for  $\varphi|\mathbf{z}$ , a conditional posterior for  $\eta|\mathbf{w}, \varphi$ , and a “feedback term”:

$$\pi(\theta|\mathbf{y}) = \pi_{\text{cut}}(\varphi|\mathbf{z})\pi(\eta|\mathbf{w}, \varphi)\tilde{p}(\mathbf{w}|\varphi), \quad (2.2)$$

where  $\pi_{\text{cut}}(\varphi|\mathbf{z}) \propto \pi(\varphi) \exp\{\nu L_n(\varphi)\}$ ,  $\pi(\eta|\mathbf{w}, \varphi) := \pi(\eta|\varphi) \exp\{\nu M_n(\eta, \varphi)\}/m_\eta(\mathbf{w}|\varphi)$ , and

$$\tilde{p}(\mathbf{w}|\varphi) \propto m_\eta(\mathbf{w}|\varphi), \quad m_\eta(\mathbf{w}|\varphi) = \int_{\mathcal{E}} \pi(\eta|\varphi) \exp\{\nu M_n(\eta, \varphi)\} d\eta. \quad (2.3)$$

Dropping the feedback term  $\tilde{p}(\mathbf{w}|\varphi)$  produces a generalized “cut posterior”:

$$\pi_{\text{cut}}(\theta|\mathbf{z}, \mathbf{w}) := \pi_{\text{cut}}(\varphi|\mathbf{z})\pi(\eta|\mathbf{w}, \varphi).$$

Obtaining samples from the cut posterior  $\pi_{\text{cut}}(\theta|\mathbf{z}, \mathbf{w})$  can be challenging. Namely,

$$\pi_{\text{cut}}(\theta|\mathbf{z}, \mathbf{w}) \propto \pi(\varphi) \exp\{\nu L_n(\varphi)\} \frac{\pi(\eta|\varphi) \exp\{\nu M_n(\eta, \varphi)\}}{m_\eta(\mathbf{w}|\varphi)},$$

so that if MCMC is used to sample from  $\pi_{\text{cut}}(\theta|\mathbf{z}, \mathbf{w})$ , we must evaluate the term  $m_\eta(\mathbf{w}|\varphi)$ . This term is similar to a “marginal likelihood” for  $\eta$  conditional on a fixed  $\varphi$ , and is generally not available in closed form outside of toy examples. In principle, even though we are in the case of generalized posteriors, the computationally intensive methods proposed by [Plummer \(2015\)](#), and [Jacob et al. \(2017\)](#) to deal with the intractable term  $m_\eta(\mathbf{w}|\varphi)$  could be used to sample from the cut posterior.

While sampling from  $\pi_{\text{cut}}(\theta|\mathbf{z}, \mathbf{w})$  is difficult, conditional on a *fixed value* of  $\varphi \sim \pi_{\text{cut}}(\varphi|\mathbf{z})$ , draws from  $\pi(\eta|\mathbf{w}, \varphi)$  can be made without the need to compute  $m_\eta(\mathbf{w}|\varphi)$ .

This suggests the following algorithm to obtain draws from  $\pi_{\text{cut}}(\theta|\mathbf{w}, \mathbf{z})$ : first, sample  $\varphi' \sim \pi_{\text{cut}}(\varphi|\mathbf{z})$ ; then, sample  $\eta' \sim \pi(\eta|\mathbf{w}, \varphi')$ . Sampling  $\eta'$  in the second stage is often done by running an MCMC chain. This is computationally burdensome, since it involves running a separate MCMC chain to draw each  $\eta'$ . The approach is reminiscent of multiple imputation algorithms, and was originally suggested by [Plummer \(2015\)](#). Plummer also discussed a related tempering method which uses a single chain but has a similar computational complexity. The sequential sampling algorithm above can also be thought of as a modification of a Gibbs sampling algorithm with blocks  $\varphi$  and  $\eta$ , but where the likelihood term from the second module is dropped when forming the full conditional distribution for  $\varphi$ . Plummer notes that the resulting conditional distributions are not the full conditional distributions of any joint distribution in general, and if we attempt to replace the usually intractable direct sampling of the modified conditional distributions with Metropolis-within-Gibbs steps, then the stationary distribution of the MCMC sampler depends on the proposal used. In complex models with many modules and possibly more than one “cut”, cut posterior distributions are often defined implicitly in terms of a modified MCMC sampling method, and a general implementation along these lines is provided by the WinBUGS and OpenBUGS software ([Lunn et al., 2009](#)). [Plummer \(2015\)](#) notes that use of these methods, while useful, must be treated with caution and he recommends the use of appropriate sensitivity analyses. See also [Lunn et al. \(2009\)](#) for further discussion.

The sequential definition of the cut posterior distribution in the two-module system suggests that the statistical analysis of cut procedures should study the marginal cut posterior density  $\pi_{\text{cut}}(\varphi|\mathbf{z})$  to understand cut inferences for  $\varphi$ , and the conditional posterior of  $\pi(\eta|\mathbf{w}, \varphi)$  to understand how uncertainty about  $\varphi$  propagates to marginal cut inferences about  $\eta$ . This is the strategy we follow in the next section. Such an analysis is complicated by the fact that  $\pi_{\text{cut}}(\theta|\mathbf{z}, \mathbf{w})$  is not a genuine posterior, and therefore we must use techniques employed in the study of generalized posteriors to analyze  $\pi_{\text{cut}}(\theta|\mathbf{z}, \mathbf{w})$ .

### 3 The Behavior of $\pi_{\text{cut}}(\theta|\mathbf{z}, \mathbf{w})$

In this section, we explore the behavior of  $\pi_{\text{cut}}(\theta|\mathbf{z}, \mathbf{w})$  by separately analysing  $\pi_{\text{cut}}(\varphi|\mathbf{z})$  and  $\pi(\eta|\mathbf{w}, \varphi)$ , when  $\varphi \sim \pi_{\text{cut}}(\varphi|\mathbf{z})$  and fixed. This yields useful insights into the behavior of cut posteriors and allows us to develop new diagnostic tools for examining these posteriors.

#### 3.1 Maintained Assumptions and Main Results

The assumptions used to obtain the following theoretical result constitutes a generalization of the assumptions often employed to analyze the behavior of generalized posteriors; see [Miller \(2021\)](#) for a thorough discussion. First, we consider the cut posterior  $\pi_{\text{cut}}(\varphi|\mathbf{z})$ , and maintain the following conditions, which are sufficient to demonstrate posterior concentration.

**Assumption 1.** (i) There exist  $\mathbb{L}(\varphi)$  such that  $\sup_{\varphi \in \Phi} |L_n(\varphi) - \mathbb{L}(\varphi)| = o_p(1)$ . (ii) There is a unique  $\varphi^* \in \text{Int}(\Phi)$  such that for every  $\delta > 0$  there exists  $\epsilon(\delta) > 0$  so that  $\sup_{\|\varphi - \varphi^*\| \geq \delta} \{\mathbb{L}(\varphi) - \mathbb{L}(\varphi^*)\} \leq -\epsilon(\delta)$ . (iii)  $\pi(\varphi)$  is continuous on  $\Phi$ , with  $\pi(\varphi^*) > 0$ , and  $\int_{\Phi} \|\varphi\| \pi(\varphi) d\varphi < \infty$ . (iv) For an arbitrary  $\delta > 0$ , and  $\|\varphi - \varphi^*\| \leq \delta$ ,  $\mathbb{L}(\varphi)$  and  $L_n(\varphi)$  are twice continuously differentiable, with  $\sup_{\|\varphi - \varphi^*\| \leq \delta} \|\nabla_{\varphi\varphi}^2 L_n(\varphi)/n - \nabla_{\varphi\varphi}^2 \mathbb{L}(\varphi)\| = o_p(1)$ , and  $-\nabla_{\varphi\varphi}^2 \mathbb{L}(\varphi^*)$  positive-definite. (v)  $\nabla_{\varphi} L_n(\varphi^*)/\sqrt{n} = O_p(1)$ .

**Remark 1.** Non-smooth criterion functions, such as those based on median or quantile loss, are often employed to hedge against possible model misspecification. Since the first module is not suspect, it is safe to assume that  $L_n(\varphi)$  has been chosen to be a smooth function of  $\varphi$ . However, the smoothness required by Assumption 1 (iv) and (v) is maintained for simplicity of exposition, and can be replaced with ‘stochastic differentiability’ assumptions at the introduction of additional technicalities.

**Lemma 1.** Under Assumptions 1, for  $\nu > 0$ ,

$$\int_{\Phi_n} \|\phi\| \|\pi_{\text{cut}}(\phi|\mathbf{z}) - N\{\phi; [\nabla_{\varphi\varphi} \mathbb{L}(\varphi^*)]^{-1} \nabla_{\varphi} L_n(\varphi^*)/\sqrt{n}, [\nu \nabla_{\varphi\varphi} \mathbb{L}(\varphi^*)]^{-1}\} d\phi,$$

where  $\phi = \sqrt{n}(\varphi - \varphi^*)$ ,  $\pi_{\text{cut}}(\phi|\mathbf{z}) = \pi_{\text{cut}}(\phi/\sqrt{n} + \varphi^*|\mathbf{z})/\sqrt{n}^{d_{\varphi}}$  and  $\Phi_n := \{\phi : \sqrt{n}(\varphi - \varphi^*) \in \Phi\}$ .

Lemma 1 is a fairly standard results in the literature on generalized posteriors, see, e.g., Theorem 4 in Miller (2021), and states that the cut posterior concentrates all posterior mass in a neighborhood of  $\varphi^*$ . Furthermore, this concentration is such that  $\pi_{\text{cut}}(\varphi|\mathbf{z})$  resembles a Gaussian density in large samples with a random mean, and where posteriors uncertainty is quantified via  $[\nu \nabla_{\varphi\varphi}^2 \mathbb{L}(\varphi^*)]^{-1}$ .

To analyze the posterior  $\pi(\eta|\mathbf{w}, \varphi)$  we now restrict the possible values of  $\varphi$  under which this analysis is to take place. To this end, let  $\Phi_{\delta} := \{\varphi \in \Phi : \|\varphi - \varphi^*\| \leq \delta\}$  denote an arbitrary  $\delta$ -neighborhood of  $\varphi^*$ .

The conditioning value of  $\varphi$  plays a key role in determining the behavior of  $\pi(\eta|\mathbf{w}, \varphi)$ . To demonstrate this, we view  $M_n(\eta, \varphi)$  as being indexed by a fixed  $\varphi \in \Phi_{\delta}$ . To reinforce this perspective, we use the notation  $M_n(\eta|\varphi) := M_n(\eta, \varphi)$ . We maintain the following regularity conditions on  $M_n(\eta|\varphi)$ .

**Assumption 2.** (i) There exist  $\mathbb{M}(\eta|\varphi)$  such that, for some  $\delta > 0$ ,  $\sup_{\varphi \in \Phi_{\delta}, \eta \in \mathcal{E}} |M_n(\eta|\varphi) - \mathbb{M}(\eta|\varphi)| = o_p(1)$ . (ii) Given  $\delta_1 > 0$ , for each  $\varphi \in \Phi_{\delta_1}$  there is an  $\eta_{\varphi}^* \in \text{Int}(\mathcal{E})$  such that for any  $\delta_2 > 0$  there exist  $\epsilon(\delta_1, \delta_2) > 0$ , so that  $\sup_{\varphi \in \Phi_{\delta_1}} \sup_{\|\eta - \eta_{\varphi}^*\| \geq \delta_2} \{\mathbb{M}(\eta|\varphi) - \mathbb{M}(\eta_{\varphi}^*|\varphi)\} \leq -\epsilon(\delta_1, \delta_2)$ .

Assumptions 1-2 imply the existence of the limit mapping

$$\varphi \mapsto \eta_{\varphi}^*, \quad \eta_{\varphi}^* := \operatorname{argmax}_{\eta \in \mathcal{E}} \mathbb{M}(\eta|\varphi)$$

for each  $\varphi \in \Phi_{\delta}$ . The mapping  $\varphi \mapsto \eta_{\varphi}^*$  is critical as it allows us to consider a linear transformation of the posterior that encapsulates the impact of  $\varphi$  in  $\pi(\eta|\mathbf{w}, \varphi)$ .



**Assumption 3.** (i) For some  $\delta > 0$ , and each  $\varphi \in \Phi_\delta$ ,  $\pi(\eta|\varphi)$  is continuous in  $\eta$ . (ii)  $\sup_{\varphi \in \Phi_{\delta_1}} \int_{\mathcal{E}} \|\eta\| \pi(\eta|\varphi) d\eta < \infty$ .

**Assumption 4.** There exist a vector function  $\Delta_n(\eta|\varphi)$ , and matrix function  $J(\eta|\varphi)$  such that

$$M_n(\eta|\varphi) - M_n(\eta_\varphi^*|\varphi) = (\eta - \eta_\varphi^*)' \Delta_n(\eta_\varphi^*|\varphi) - \frac{n}{2} (\eta - \eta_\varphi^*)' J(\eta|\varphi) (\eta - \eta_\varphi^*) + R_n(\eta, \varphi).$$

The following conditions on  $\Delta_n(\eta|\varphi)$ ,  $J(\eta|\varphi)$  and  $R_n(\eta, \varphi)$  are satisfied. For some  $\delta_1, \delta_2 > 0$ ,

- (i) for all  $\varphi \in \Phi_{\delta_1}$ ,  $\Delta_n(\eta_\varphi^*|\varphi)/\sqrt{n} = O_p(1)$ ;
- (ii) the map  $\eta \mapsto J(\eta|\varphi)$  is continuous for all  $\|\eta - \eta_\varphi^*\| \leq \delta_2$ , for each  $\varphi \in \Phi_{\delta_1}$ , and  $J(\eta_\varphi^*|\varphi)$  is positive-definite for each  $\varphi \in \Phi_{\delta_1}$ ;
- (iii) for any  $\epsilon = \epsilon(\delta_1, \delta_2) > 0$ ,  $\sup_{\varphi \in \Phi_{\delta_1}} \sup_{\|\eta - \eta_\varphi^*\| \leq \delta_2} R_n(\eta, \varphi) / [1 + n\|\eta - \eta_\varphi^*\|^2] = o_p(1)$ .

The above assumptions allow us to study the behavior of the translated posterior  $\pi(\eta - \eta_\varphi^*|\mathbf{w}, \varphi)$ . To present this behavior as succinctly as possible, define  $Z_n(\eta_\varphi^*|\varphi) := J(\eta_\varphi^*|\varphi)^{-1} \Delta_n(\eta_\varphi^*|\varphi)$ , as well as the local parameter  $t := \sqrt{n}(\eta - \eta_\varphi^*)$  and its posterior  $\pi(t|\mathbf{w}, \varphi) = \pi(\eta_\varphi^* + t/\sqrt{n}|\mathbf{w}, \varphi)/\sqrt{n}^{d_\eta}$ .

**Theorem 1.** If for some  $\delta > 0$ , Assumptions 1-4 are satisfied for each  $\varphi \in \Phi_\delta$ , then, for  $\nu > 0$  and fixed,

$$\int_{\mathcal{E}_n} \|t\| \left| \pi(t|\mathbf{w}, \varphi) - N\{t; Z_n(\eta_\varphi^*|\varphi)/\sqrt{n}, [\nu J(\eta_\varphi^*|\varphi)]^{-1}\} \right| dt = o_p(1),$$

where  $\mathcal{E}_n := \{t = \sqrt{n}(\eta - \eta_\varphi^*) : \eta \in \mathcal{E}, \varphi \in \Phi_\delta\}$ .

For each fixed  $\varphi \in \Phi_\delta$ , Theorem 1 demonstrates that in large samples  $\pi(\eta|\mathbf{w}, \varphi)$  behaves like a Gaussian density with a mean and variance *that both depend on*  $\varphi$ . This result is useful for at least two reasons. Firstly, the only other result on the behavior of cut posteriors of which we are aware, [Pompe and Jacob \(2021\)](#), demonstrates that in large samples the cut posterior for  $\theta = (\varphi', \eta')'$  is Gaussian with a variance *that depends on fixed*  $\varphi^*$  and  $\eta^* = \eta_{\varphi^*}^*$ . (See Corollary 1 for further details). That is, in a conventional multivariate normal (Laplace) approximation of the joint cut posterior, the induced conditional posterior approximation results in a covariance matrix *that does not depend* on the conditioning value  $\varphi$  but only on  $\varphi^*$ .

Secondly, the conditional approximation in Theorem 1 can be directly used in cases where accessing  $\pi(\eta|\mathbf{w}, \varphi)$  may be difficult but where  $Z_n(\eta_\varphi^*|\varphi)/\sqrt{n}$  and  $J(\eta_\varphi^*|\varphi)$  can be easily estimated. The latter may occur, for example, in cases where the MCMC sampler has a difficult time sampling  $\pi(\eta|\mathbf{w}, \varphi)$  at the particular value of  $\varphi$  on which we are conditioning.

**Remark 2.** The proof of Theorem 1 follows by generalising the arguments in [Chernozhukov and Hong \(2003\)](#). This is a novel generalization for at least two reasons.

Firstly, the separability of the criterion functions allow us to maintain different conditions for each portion, e.g., different levels of smoothness, without requiring conditions on the joint criterion,  $Q_n(\theta)$ . Secondly, by focusing on  $\varphi \in \Phi_\delta$ , the resulting posterior concentration is not directly impacted by the rate at which the posterior for  $\pi_{\text{cut}}(\varphi|\mathbf{z})$  concentrates onto  $\varphi^*$ . That is, the result of Theorem 1 remains valid when the posterior for  $\varphi$  concentrates at rates slower than the parametric  $\sqrt{n}$ -rate, so long as Assumption 4 remains valid.

### 3.2 Diagnostic for $\eta|\mathbf{w}, \varphi$ : Understanding Uncertainty Propagation

Theorem 1 demonstrates that even in large samples the behavior of  $\pi(\eta|\mathbf{w}, \varphi)$  depends on the value of  $\varphi$  on which we are conditioning. Moreover, for different values of  $\varphi$ , the resulting mean and variance can vary substantially. It is therefore useful to understand how our uncertainty about  $\varphi$  propagates into our inferences for  $\eta$ .

Using the result of Theorem 1, this uncertainty can be viewed in many different ways. For instance, if  $\eta$  is low-dimensional, we can visualise the impact of  $\varphi$  on the posterior for  $\eta|\mathbf{w}, \varphi$  by viewing the kernel

$$|J(\eta_\varphi^*|\varphi)|^{1/2} \exp \left\{ -\frac{n\nu}{2} (\eta - \eta_\varphi^*)' J(\eta_\varphi^*|\varphi) (\eta - \eta_\varphi^*) \right\},$$

for fixed  $\eta$  (e.g., the posterior mean) across a given range of values for  $\varphi$ . The resulting plot will demonstrate how the cut posterior for  $\eta$  changes as the conditioning value of  $\varphi$  changes.

The above approximation cannot be directly accessed, since  $\eta_\varphi^*$  and  $J(\eta_\varphi^*|\varphi)$  are unknown in practice. However, in cases where  $M_n(\eta|\varphi)$  is twice continuously differentiable in  $\eta$  it is simple to estimate  $\eta_\varphi^*$  and  $J(\eta_\varphi^*|\varphi)$  by their empirical counterparts  $\hat{\eta}_\varphi := \operatorname{argmax}_\eta M_n(\eta|\varphi)$ , and  $J_n(\hat{\eta}_\varphi|\varphi) := n^{-1} \nabla_{\eta\eta}^2 M_n(\eta|\varphi)_{\eta=\hat{\eta}_\varphi}$  (respectively).

The large sample approximation can also be used to visualize the behavior of specific functionals of interest, e.g., moments of  $\eta|\mathbf{w}, \varphi$ . Furthermore, in conjunction with the tower property of conditional expectations, we can use the approximation to  $\eta|\mathbf{w}, \varphi$  to directly visualize how uncertainty in  $\varphi$  propagates into the chosen functional of interest. Since such an analysis is likely to be example, or context, specific we forgo an in-depth discussion on how to implement such a diagnostic until Section 4.2.

One functional of particular interest are credible sets of  $\pi(\eta|\mathbf{w}, \varphi)$ . For  $\alpha \in (0, 1)$ , let  $C_\alpha^\eta(\varphi)$  be the set of  $\eta$  such that

$$\int_{C_\alpha^\eta(\varphi)} \pi(\eta|\mathbf{w}, \varphi) d\eta = 1 - \alpha.$$

Then, we can visualize  $C_\alpha^\eta(\varphi)$  across several values of  $\varphi \in \Phi$  to understand how the shape of credible sets change as  $\varphi$  varies.

Without Theorem 1, constructing functionals of  $\eta|\mathbf{w}, \varphi$  at different values of  $\varphi$  would generally require re-running a sampling algorithm to obtain draws of  $\eta|\mathbf{w}, \varphi$ . This is

likely to be time consuming in anything but simple examples. Theorem 1 gives a computationally cheap alternative that allows us to easily approximate such functionals: to approximate any functional of  $\eta|\mathbf{w}, \varphi$  we simply replace  $\pi(\eta|\mathbf{w}, \varphi)$  in the definition of the functional by the approximation in Theorem 1; the resulting functional can then be estimated using draws from the approximating density in Theorem 1.

In the case of credible sets, the normality approximation can be directly used to obtain an estimate of  $C_\alpha^\eta(\varphi)$ , which we detail below in Algorithm 1.

---

**Algorithm 1** Diagnostic for  $\eta|\mathbf{w}, \varphi$ 


---

Inputs: A sequence  $\varphi_1, \dots, \varphi_M$ , and quantile  $\alpha$ .

Output: A sequence of approximate confidence sets  $\{C_\alpha^\eta(\varphi_j) : j \leq M\}$

**for**  $j = 1, \dots, M$  and  $\varphi = \varphi_j$  **do**

Estimate:  $\eta_\varphi^*$ ,  $J(\eta_\varphi^*|\varphi)$  and  $Z_n(\eta_\varphi^*|\varphi)$

Draw:  $Z_k \stackrel{iid}{\sim} N\{\eta_\varphi^* + Z_n(\eta_\varphi^*|\varphi)/n, [\nu n J(\eta_\varphi^*|\varphi)]^{-1}\}$ , for  $k = 1, \dots, K$

Calculate  $Y_k = [n\nu J(\eta_\varphi^*|\varphi)]^{-1/2}\{Z_k - \eta_\varphi^* - Z_n(\eta_\varphi^*|\varphi)/n\}$ ,

Retain all  $Y_k$  such that  $\|Y_k\|^2 \leq \chi_{d_\eta}^2(1 - \alpha)$ .

**end for**

---

### 3.3 Incorporating Feedback via Tempering

Recently, [Carmona and Nicholls \(2020\)](#) have proposed the use of semi-modular posterior distributions for cut-model inference; [Nicholls et al. \(2022\)](#) extend this construction to prequentially additive loss functions, and [Carmona and Nicholls \(2022\)](#) investigate the use of normalizing flows in the construction of semi-modular posteriors. Semi-modular posterior inference allow us to robustly incorporate information from potentially misspecified modules within our posterior beliefs.

The semi-modular inference approach of [Carmona and Nicholls \(2020\)](#) proceeds in two stages. In the first stage, an auxiliary parameter  $\tilde{\eta}$  is introduced that replicates the role of  $\eta$  in the second module, and a power posterior for the pair  $(\varphi, \tilde{\eta})$  is constructed by tempering the likelihood for the second module. We denote this power posterior by  $\pi_{\text{pow}, \gamma}(\varphi, \tilde{\eta}|\mathbf{z}, \mathbf{w})$ , and recall that  $\gamma \in [0, 1]$  attenuates the influence of the likelihood term for the second module. The semi-modular posterior is defined as the product of the conditional posterior  $\pi(\eta|\mathbf{w}, \varphi)$  and the power posterior  $\pi_{\text{pow}, \gamma}(\varphi, \tilde{\eta}|\mathbf{z}, \mathbf{w})$ . In the second stage, inference for  $\varphi, \eta$  is conducted by integrating out the auxiliary parameter  $\tilde{\eta}$  from the semi-modular posterior; see Section 3.1 in [Carmona and Nicholls \(2020\)](#) for further details. This approach allows [Carmona and Nicholls \(2020\)](#) to produce a posterior for the joint vector of parameters  $\theta$  that interpolates between the cut posterior  $\pi_{\text{cut}}(\theta|\mathbf{z}, \mathbf{w}) = \pi_{\text{cut}}(\varphi|\mathbf{z})\pi(\eta|\mathbf{w}, \varphi)$ , at  $\gamma = 0$ , and the full generalized posterior  $\pi(\theta|\mathbf{z}, \mathbf{w})$ , at  $\gamma = 1$ .

As is consistent with our arguments in Section 2.2 and our theoretical analysis in Section 3.1, we believe a marginal approach to semi-modular inference may also be beneficial. Recall that the marginal generalized posterior for  $\varphi$  can be written as

$\pi(\varphi|\mathbf{z}, \mathbf{w}) = \int_{\mathcal{E}} \pi(\varphi, \eta|\mathbf{y})d\eta$ . Using the decomposition of  $\pi(\varphi, \eta|\mathbf{y})$  in equation (2.2), and the fact that  $\int_{\mathcal{E}} \pi(\eta|\mathbf{w}, \varphi)d\eta = 1$  for each  $\varphi \in \Phi$ , we can rewrite  $\pi(\varphi|\mathbf{z}, \mathbf{w})$  as

$$\pi(\varphi|\mathbf{z}, \mathbf{w}) = \pi_{\text{cut}}(\varphi|\mathbf{z})\tilde{p}(\mathbf{w}|\varphi) \propto \pi_{\text{cut}}(\varphi|\mathbf{z})m_{\eta}(\mathbf{w}|\varphi),$$

where  $m_{\eta}(\mathbf{w}|\varphi)$  was defined in equation (2.3).

The above suggests that a type of marginal semi-modular inference for  $\varphi$  can proceed via the tempered posterior

$$\pi^{\gamma}(\varphi|\mathbf{z}, \mathbf{w}) \propto \pi_{\text{cut}}(\varphi|\mathbf{z})\tilde{p}(\mathbf{w}|\varphi)^{\gamma} \propto \pi_{\text{cut}}(\varphi|\mathbf{z})m_{\eta}(\mathbf{w}|\varphi)^{\gamma}, \quad \gamma \in [0, 1].$$

The (marginal) semi-modular posterior  $\pi^{\gamma}(\varphi|\mathbf{z}, \mathbf{w})$  attenuates the impact of the feedback term  $\tilde{p}(\mathbf{w}|\varphi)$  by tempering its contribution in the (marginal) posterior. Moreover, similar to the (joint) semi-modular posteriors presented in Carmona and Nicholls (2020) and Nicholls et al. (2022), the (marginal) semi-modular posterior  $\pi^{\gamma}(\varphi|\mathbf{z}, \mathbf{w})$  can be seen as interpolating between the cut posterior  $\pi_{\text{cut}}(\varphi|\mathbf{z})$ , at  $\gamma = 0$ , and the full (marginal) posterior  $\pi(\varphi|\mathbf{z}, \mathbf{w})$ , at  $\gamma = 1$ .

The difficult in computing  $\pi^{\gamma}(\varphi|\mathbf{z}, \mathbf{w})$  lies in our inability to easily access  $\tilde{p}(\mathbf{w}|\varphi)$ , which is intractable in cases where  $m_{\eta}(\mathbf{w}|\varphi)$  is intractable. However, observe that the form of  $m_{\eta}(\mathbf{w}|\varphi)$  is akin to that of a ‘‘marginal likelihood’’ conditioned on a fixed  $\varphi$ . Indeed,  $m_{\eta}(\mathbf{w}|\varphi)$  satisfies the following tautological relationship:

$$m_{\eta}(\mathbf{w}|\varphi) = \pi(\eta|\varphi) \exp\{\nu M_n(\eta, \varphi)\} / \pi(\eta|\mathbf{w}, \varphi)$$

which holds for any  $(\eta', \varphi')$ . The above equation resembles the ‘‘basic marginal likelihood identity’’ used in Chib (1995) to estimate the marginal log-likelihood, and is related to the ‘‘candidate’s formula’’ presented in Besag (1989). Following Chib (1995), we can estimate the logarithm of  $m_{\eta}(\mathbf{w}|\varphi)$  using

$$\ln \hat{m}_{\eta}(\mathbf{w}|\varphi) = \ln \pi(\eta^*|\varphi) + \nu M_n(\eta^*, \varphi) - \ln \pi(\eta^*|\mathbf{w}, \varphi), \quad (3.1)$$

where  $\eta^*$  is any point in the high probability density (HPD) region of  $\pi(\eta|\mathbf{w}, \varphi)$ .

Estimation of  $\ln \hat{m}_{\eta}(\mathbf{w}|\varphi)$  relies on calculation of the density ordinate  $\pi(\eta^*|\mathbf{w}, \varphi)$ . If we have a known form for  $\pi(\eta|\mathbf{w}, \varphi)$ , then this form can be directly used to calculate  $\ln \hat{m}_{\eta}(\mathbf{w}|\varphi)$ . However, in general,  $\pi(\eta|\mathbf{w}, \varphi)$  is not available in closed form, and there are two obvious approaches: one, we use posterior draws and kernel density estimation to estimate  $\pi(\eta^*|\mathbf{w}, \varphi)$ ; two, we use the large sample approximation to  $\pi(\eta|\mathbf{w}, \varphi)$  obtained in Theorem 1 at the point  $\eta^*$ .

The latter approach is simple to implement in cases where  $\eta_{\varphi}^*$ ,  $\Delta_n(\eta|\varphi)$  and  $J(\eta|\varphi)$  can be estimated, which is the case when  $M_n(\eta, \varphi)$  is twice-continuously differentiable in  $\eta$ , for all  $\varphi \in \Phi$ . In this case, we can replace the estimator in (3.1) with the alternative version:

$$\ln \hat{m}_{\eta}(\mathbf{w}|\varphi) = \ln \pi(\eta^*|\varphi) + \nu M_n(\eta^*, \varphi) - \ln N\{\eta^*; \hat{\eta}_{\varphi} + Z_n(\hat{\eta}_{\varphi}|\varphi)/n, [n\nu J_n(\hat{\eta}_{\varphi}|\varphi)]^{-1}\}, (3.2)$$

where we recall that  $\hat{\eta}_{\varphi} := \operatorname{argmax}_{\eta \in \mathcal{E}} M_n(\eta|\varphi)$ , and  $J_n(\hat{\eta}_{\varphi}|\varphi) := n^{-1} \nabla_{\eta\eta}^2 M_n(\eta|\varphi)_{\eta=\hat{\eta}_{\varphi}}$ . Critically, unlike  $m_{\eta}(\mathbf{w}|\varphi)$ , up to the calculation of  $\hat{\eta}_{\varphi}$  and  $J_n(\eta|\varphi)$ , the estimator in (3.2) is known in closed-form.

Given  $\ln \widehat{m}_\eta(\mathbf{w}|\varphi)$ , and fixed  $\gamma \in [0, 1]$ , we can use

$$\widehat{\pi}^\gamma(\varphi|\mathbf{z}, \mathbf{w}) \propto \pi_{\text{cut}}(\varphi|\mathbf{z})[\exp\{\ln \widehat{m}_\eta(\mathbf{w}|\varphi)\}]^\gamma.$$

as an approximation to the semi-modular posterior  $\pi^\gamma(\varphi|\mathbf{z}, \mathbf{w})$ . For fixed  $\gamma$ , the approximate semi-modular posterior  $\widehat{\pi}^\gamma(\varphi|\mathbf{z}, \mathbf{w})$  can be sampled using a Metropolis-Hastings MCMC (MH-MCMC) algorithm. However, since  $\ln \widehat{m}_\eta(\mathbf{w}|\varphi)$  is only an estimate of  $m_n(\mathbf{w}|\varphi)$ , the resulting MH-MCMC algorithm will not deliver draws from  $\pi^\gamma(\varphi|\mathbf{z}, \mathbf{w})$ . Nonetheless, in large samples, by Theorem 1, we can expect these draws to yield an accurate approximation to  $\pi^\gamma(\varphi|\mathbf{z}, \mathbf{w})$ .

The following algorithm describes how to implement the proposed semi-modular strategy when  $\ln \widehat{m}_\eta(\mathbf{w}|\varphi)$  is obtained using (3.2).

---

**Algorithm 2** Semi-modular posterior

---

Inputs: An approximation to the posterior  $\pi_{\text{cut}}(\varphi|\mathbf{z})$ , a value of  $\gamma$ , and a transition kernel  $q(\varphi|\varphi')$ .

Output: Draws from the semi-modular cut posterior  $\widehat{\pi}_{\text{cut}}^\gamma(\varphi|\mathbf{z}, \mathbf{w})$ .

Initialize  $\varphi^{(0)}$

**for**  $j = 1, \dots, M$  and  $\varphi = \varphi_j$  **do**

  Draw  $\varphi^* \sim q(\varphi|\varphi^{i-1})$

  Estimate  $\eta_{\varphi^*}$ ,  $J(\eta_{\varphi^*}|\varphi^*)$ ,  $Z_n(\eta_{\varphi^*}|\varphi^*)$

  Choose  $\eta^*$  in HPD region of  $N\{\eta; \eta_{\varphi^*} + Z_n(\eta_{\varphi^*}|\varphi^*)/n, [n\nu J(\eta_{\varphi^*}|\varphi^*)]^{-1}\}$

  Compute  $\ln \widehat{m}_\eta(\mathbf{w}|\varphi^*)$  via (3.2).

  Compute  $L^* = \pi_{\text{cut}}(\varphi^*|\mathbf{z}) \exp\{\ln \widehat{m}_\eta(\mathbf{w}|\varphi^*)\}^\gamma$ ,  $L^{i-1}$  and the MH ratio:  $r = L^*\pi(\varphi^*)q(\varphi^{i-1}|\varphi^*)/L^{i-1}\pi(\varphi^{i-1})q(\varphi^*|\varphi^{i-1})$

**if**  $\mathcal{U}(0, 1) < r$  **then**

    Set  $\varphi^i = \varphi^*$

**else**

    Set  $\varphi^i = \varphi^{i-1}$

**end if**

**end for**

---

The construction of the approximate semi-modular posterior  $\widehat{\pi}^\gamma(\varphi|\mathbf{z}, \mathbf{w})$  does not depend on the specific value of  $\gamma$ . Thus, the choice of this learning parameter can be carried out using the predictive approaches suggested in Carmona and Nicholls (2020) or using the conflict checks proposed in Yu et al. (2021).

## 4 Examples: Diagnostics

In this section, we demonstrate the diagnostics proposed in Section 3.2 and the semi-modular approach in Section 3.3 in two common examples considered in the cutting feedback literature.

## 4.1 Biased Data Example

We first examine the behavior of the cut posterior in the following toy example of [Bayarri et al. \(2009\)](#): we observe data  $z_i, w_i$  independent and distributed according to the model

$$\begin{aligned} z_i &\sim N(\varphi, 1), \quad i = 1, \dots, n_1 \\ w_i &\sim N(\varphi + \eta, 1), \quad i = 1, \dots, n_2, \end{aligned}$$

where the priors for  $\varphi, \eta$  are independent  $N(0, 1)$  and  $N(0, \sigma_0^2)$  (respectively), and we set  $\sigma_0^2 = 1/100$ . The hyperparameter choice  $\sigma_0^2 = 1/100$  signifies that we have meaningful a priori beliefs that this bias is small.

Further, assume that  $n_1$  is much smaller than  $n_2$ . This situation emulates the case where we have a small set of “reliable” data for inference on  $\varphi$ , but additional data that may be contaminated with bias.

Our goal is to understand whether or not we should use  $\mathbf{z}$  and  $\mathbf{w}$  in our inference on  $\varphi$ . We use our proposed diagnostics to answer this question in the case where both criterion functions are taken to be log-likelihoods, and where  $\nu = 1$ .

### Uncertainty Propagation

We first discuss how the posterior for the bias term  $\eta$  changes as our conditioning value of  $\varphi$  changes. Given that  $\mathbf{z}$  is a reliable dataset, it makes sense to conduct inference on  $\eta$  by conditioning on some known value  $\varphi \sim \pi_{\text{cut}}(\varphi|\mathbf{z})$ . In this simple model the cut posterior  $\pi_{\text{cut}}(\varphi|\mathbf{z})$  and the conditional posterior  $\pi(\eta|\mathbf{w}, \varphi)$  are given by

$$\pi_{\text{cut}}(\varphi|\mathbf{z}) = N\left\{\varphi; \frac{n_1}{1+n_1}\bar{z}, \frac{1}{1+n_1}\right\}, \quad \pi(\eta|\mathbf{w}, \varphi) = N\left\{\eta; \frac{n_2}{\frac{1}{\sigma_0^2} + n_2}(\bar{\mathbf{w}} - \varphi), \frac{1}{\frac{1}{\sigma_0^2} + n_2}\right\}.$$

Since  $\pi(\eta|\mathbf{w}, \varphi)$  is a normal density, we can directly calculate the corresponding conditional confidence set for  $\eta$  using the quantile function of  $\pi(\eta|\mathbf{w}, \varphi)$ , which is given by

$$\alpha \mapsto \frac{n_2}{\frac{1}{\sigma_0^2} + n_2}(\bar{\mathbf{w}} - \varphi) + \sqrt{\frac{1}{\frac{1}{\sigma_0^2} + n_2}}\Phi^{-1}(\alpha/2),$$

for  $\alpha \in (0, 1)$ , and where  $\Phi^{-1}(\alpha)$  denotes the  $\alpha$ -quantile of the standard normal distribution. The above quantile function demonstrates that the conditioning value of  $\varphi$  only impacts the location of the confidence set and not its length. When  $n_2$  is large, as we vary  $\varphi$  the set  $C_\alpha^\eta(\varphi)$  moves in a narrow band around  $\bar{\mathbf{w}} - \varphi$ , and gives the impression that the magnitude of the bias is known with near-certainty irrespective of the value of  $\varphi$ ; that is, our uncertainty about  $\varphi$  does not impact our uncertainty about  $\eta$ , but only its location.

### Feedback

The above discussion suggest that if there is meaningful bias in the dataset  $\mathbf{w}$ , incorporating the feedback term into our analysis will produce a posterior that is significantly different to  $\pi_{\text{cut}}(\varphi|\mathbf{z})$ . To demonstrate the impact of the feedback term, we calculate the approximate semi-modular posterior using our estimator of  $\hat{m}_\eta(\mathbf{w}|\varphi)$ . Since  $\pi(\eta|\mathbf{w}, \varphi)$  is known in closed form for any  $\varphi$ , we can use the estimator in (3.1): for  $\eta^* \in \mathcal{E}$ , we have

$$\ln \hat{m}_\eta(\mathbf{w}|\varphi) = -\frac{1}{2} \sum_{i=1}^{n_2} (w_i - \eta^* - \varphi)^2 - \ln N \left\{ \eta^*; \frac{n_2}{\frac{1}{\sigma_0^2} + n_2} (\bar{\mathbf{w}} - \varphi), \frac{1}{\frac{1}{\sigma_0^2} + n_2} \right\} + C,$$

where  $C$  is a constant not depending on  $\mathbf{w}$  or  $\varphi$ . The kernel of the posterior we wish to approximate is then given by

$$\begin{aligned} \hat{\pi}^\gamma(\varphi|\mathbf{z}, \mathbf{w}) &\propto \pi(\varphi) \exp \left\{ -\frac{1}{2} \sum_{i=1}^{n_1} (z_i - \varphi)^2 \right\} \exp \left\{ -\frac{1}{2} \sum_{i=1}^{n_2} (w_i - \eta^* - \varphi)^2 \right\}^\gamma \\ &\times N \left\{ \eta^*; \frac{n_2}{\frac{1}{\sigma_0^2} + n_2} (\bar{\mathbf{w}} - \varphi), \frac{1}{\frac{1}{\sigma_0^2} + n_2} \right\}^\gamma. \end{aligned}$$

While  $\hat{\pi}^\gamma(\varphi|\mathbf{z}, \mathbf{w})$  can be accessed using numerical integration or simple Monte Carlo, in Appendix C of the supplementary material we demonstrate that  $\hat{\pi}^\gamma(\varphi|\mathbf{z}, \mathbf{w})$  is actually proportional to a normal density that does not depend on  $\eta^*$  when  $n = n_1 + n_2$  is large. Furthermore, it is also possible to calculate the exact posterior  $\pi^\gamma(\varphi|\mathbf{z}, \mathbf{w})$ , since in this case  $m_\eta(\mathbf{w}|\varphi)$  can be obtained analytically. We refer the interested reader to Appendix C for further details.

To demonstrate our semi-modular approach, we follow Bayarri et al. (2009) and generate data from the biased data model using  $n_1 = 100$ ,  $n_2 = 1000$ ,  $\varphi = 0$ , and  $\eta = 0.5$ . We calculate the exact and approximate semi-modular posteriors across a grid of values for  $\gamma$ , ranging from  $\gamma = 0$  to  $\gamma = 1$ , with increments of 0.10.

The resulting posterior densities are displayed in Figure 2, with the exact posterior in panel (b) and the approximation in panel (a), and we remark on two interesting features. Firstly, the approximation  $\hat{\pi}^\gamma(\varphi|\mathbf{z}, \mathbf{w})$  is close to the exact semi-modular posterior  $\pi^\gamma(\varphi|\mathbf{z}, \mathbf{w})$ . Secondly, while all semi-modular posteriors produce biased posterior means (for  $\varphi = 0$ ), the bias is monotonically increasing in  $\gamma$ ; further, the posterior uncertainty is monotonically decreasing in  $\gamma$ . Thus, as  $\gamma$  increases semi-modular inference become less precise than that produced using  $\pi_{\text{cut}}(\varphi|\mathbf{z})$ .

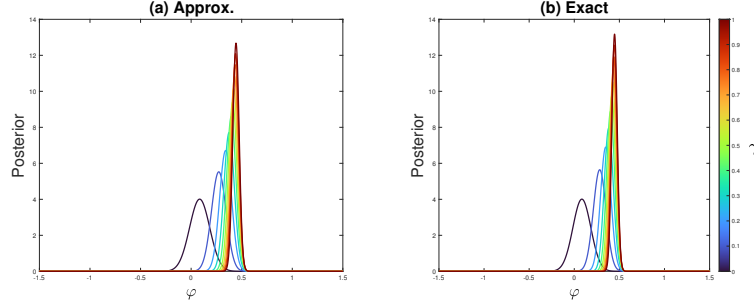


Figure 2: Semi-modular posteriors for  $\varphi$  across various values of  $\gamma$ . Panel (a) contains our approximation to the exact semi-modular posteriors, while panel (b) contains the exact semi-modular posteriors.

## 4.2 Example: HPV prevalence

As another illustration consider an example of cutting feedback discussed by [Plummer \(2015\)](#), and based on a real epidemiological study ([Maucourt-Boulch et al., 2008](#)). The model consists of two modules. Module 1 incorporates survey data from 13 countries on high-risk human papillomavirus (HPV) prevalence for women in a certain age group. Denote by  $z_i$  the number of women with high-risk HPV in country  $i$  in a survey of  $N_i$  individuals,  $i = 1, \dots, 13$ , and assume that  $z_i \sim \text{Binomial}(N_i, \varphi_i)$ , where  $\varphi_i \in [0, 1]$  is a country-specific prevalence probability. The parameters  $\varphi_i$  are assumed independent in their prior, with  $\varphi_i \sim U[0, 1]$ . Write  $\varphi = (\varphi_1, \dots, \varphi_{13})^\top$ .

Module 2 incorporates cervical cancer incidence data  $\mathbf{w}$ , with  $w_i$  the number of cervical cancer cases in  $T_i$  woman years of follow-up in country  $i$ ,  $i = 1, \dots, 13$ . The relationship between cervical cancer incidence and HPV prevalence is described by a Poisson regression model,  $w_i \sim \text{Poisson}(T_i \rho_i)$ , where  $\log \rho_i = \eta_1 + \eta_2 \varphi_i$ . For these data the Poisson regression model is misspecified, and because  $\varphi_i$  is appearing as a covariate in the Poisson regression, inference about  $\varphi_i$  is influenced by the misspecification in the second module. Estimation of  $\varphi$  adapts to the misspecification, distorting inference about these parameters, which also results in uninterpretable inference about the regression parameters  $\eta$  used to summarize the relationship between HPV prevalence and the rate of cancer incidence. The main interest of the analysis lies in understanding this relationship.

When cutting feedback in this example, it is straightforward to obtain posterior samples from  $\pi_{\text{cut}}(\varphi|\mathbf{z})$ . This is because the likelihood for each  $z_i$  is binomial, and the priors for the parameters  $\varphi_i$  are conjugate. In  $\pi_{\text{cut}}(\varphi|\mathbf{z})$  the  $\varphi_i$  are independent, with  $\pi_{\text{cut}}(\varphi_i|\mathbf{z})$  a beta density,  $\text{Beta}(z_i + 1, n_i - z_i + 1)$ . We generate samples  $\varphi^{(s)}$ ,  $s = 1, \dots, S = 1000$ , from  $\pi_{\text{cut}}(\varphi|\mathbf{z})$  by direct Monte Carlo sampling. To generate samples  $\eta^{(s)}$  so that  $(\varphi^{(s)}, \eta^{(s)})$  is a draw from the cut posterior density, we do the following. By [Theorem 1](#), we can approximate the conditional posterior density of  $\eta$  given  $\varphi^{(s)}$ ,  $w$  and  $z$  by a normal density with mean  $\mu(\varphi^{(s)}) = \hat{\eta}_{\varphi^{(s)}}$  and covariance matrix  $\Sigma(\varphi^{(s)}) = n^{-1} \nabla_{\eta\eta} M_n(\eta|\varphi^{(s)}) \Big|_{\eta=\hat{\eta}_{\varphi^{(s)}}$  as discussed in [Section 3.2](#). For each  $\varphi^{(s)}$ ,



we generate 1,000 proposal samples for  $\eta$  from a multivariate  $t$ -distribution with mean  $\mu(\varphi^{(s)})$ , scale matrix  $\Sigma(\varphi^{(s)})$ , and 5 degrees of freedom, and draw a single sample  $\eta^{(s)}$  from these proposals using sampling importance resampling (SIR).

For comparison, we can also draw an approximate sample  $\tilde{\eta}^{(s)}$  say from the conditional normal approximation directly. For practical purposes the SIR samples can be considered near-exact, and Figure 3 (top row) shows the marginal posterior samples for  $\eta = (\eta_1, \eta_2)$  for the two approaches. A sample based estimate of the 1-Wasserstein distance between the posterior marginal cut distributions estimated by the exact SIR and approximate conditional normal methods is 0.004 and 0.062 for  $\eta_1$  and  $\eta_2$  respectively. We can see that the marginal cut posterior density for  $\eta$  is non-Gaussian, but this is captured very well in the approximate sampling approach where the conditional posterior density for  $\eta$  is close to normal. It is the uncertainty about  $\varphi$  that is propagated in making marginal inferences about  $\eta$  that results in the non-Gaussian structure in the marginal posterior distribution for  $\eta$ . Also shown in Figure 3 are samples from the usual Bayesian posterior distribution, obtained via MCMC using the `rstan` package (Carpenter et al., 2017).

### Generalized posterior analysis

The middle row of Figure 3 shows samples from the generalized cut posterior distribution obtained when the Poisson likelihood is replaced by a quasi-likelihood, which allows for overdispersion with respect to the Poisson model. The overdispersion parameter is denoted by  $\lambda$ , and instead of making the Poisson assumption that the mean and variance are equal, it is assumed that the variance is  $\lambda$  times the mean for each  $w_i$ . The left plot in the middle row is for  $\lambda = 75$ , and the right plot is for  $\lambda = 150$ . We can see that even if we assume a standard deviation for the  $w_i$  that is more than 10 times that implied by a Poisson mean-variance relationship, the full posterior samples do not become plausible under the cut distribution. The samples were generated here using the conditional normal approximation for the density of  $\eta$  given  $\varphi$ . With a quasi-likelihood being used to supply the criterion function for the second module, we are outside the framework of a well-specified parametric model, and hence we are using the full generality of the generalized Bayesian perspective considered in the theory of Section 3.1. The bottom row compares the univariate marginals for the cut and full posterior densities for  $\eta_1$  and  $\eta_2$  for the parametric model.

### Uncertainty propagation

Figure 4 shows, for 5 samples from the marginal cut posterior distribution of  $\varphi$ , a 95% probability ellipsoid of minimal volume for the conditional normal approximations of  $p(\eta|\varphi, y)$ . The 5  $\varphi$  samples are selected from 1,000 cut posterior samples according to the 0.1, 0.3, 0.5, 0.7 and 0.9 quantiles of the determinant of the estimated conditional covariance matrix of  $\eta$  given  $\varphi$ . The variation in the shape of these ellipsoids is substantial as  $\varphi$  changes.

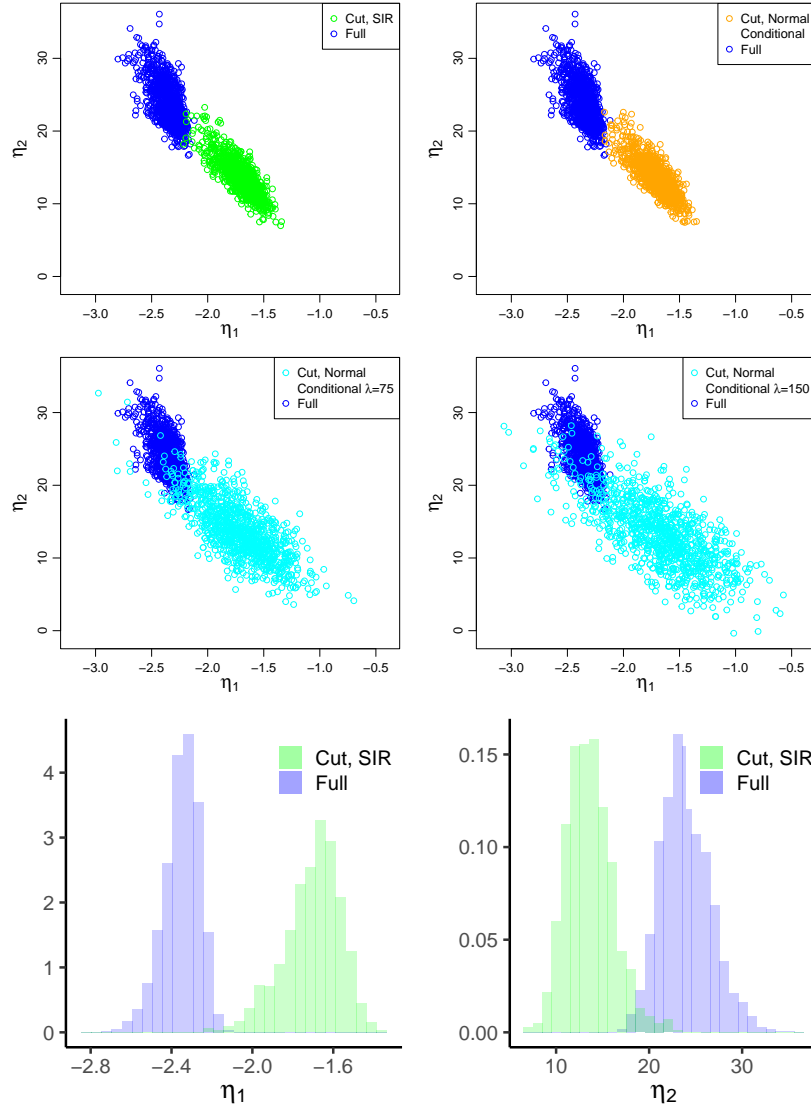


Figure 3: Top: marginal posterior samples for  $\eta$  for full posterior density (blue) obtained by MCMC, and cut posterior samples by SIR (green) and approximation by conditional normal sampling (orange). Middle: marginal posterior samples for  $\eta$  for full posterior density (blue) obtained by MCMC, and cut posterior samples from conditional normal sampling (cyan) for quasi-likelihood loss for the second module with  $\lambda = 75$  (left) and  $\lambda = 150$  (right). Bottom: histogram density estimates for  $\eta_1$  (left) and  $\eta_2$  (right) for full posterior (blue) and cut posterior samples by SIR (green).

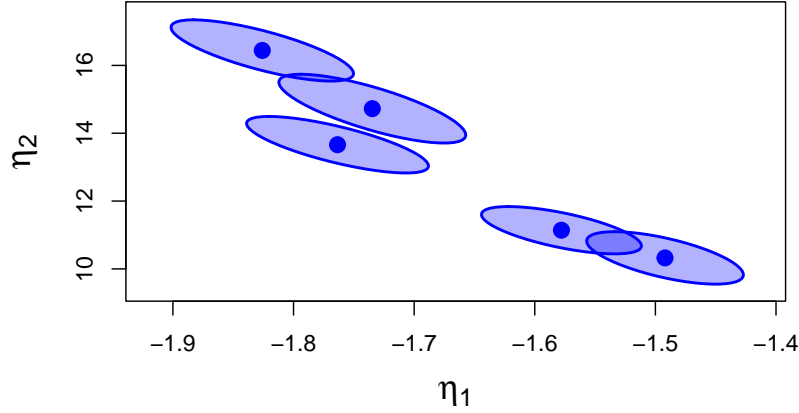


Figure 4: 95% probability ellipsoids of minimal volume for the normal approximation to the conditional posterior density of  $\eta$  given  $\varphi$  for 5 draws from the marginal cut posterior distribution of  $\varphi$ . The 5  $\varphi$  samples are selected from 1,000 cut posterior samples according to the 0.1, 0.3, 0.5, 0.7 and 0.9 quantiles of the determinant of the estimated conditional covariance matrix of  $\eta$  given  $\varphi$ .

We can also use the normal approximation to the conditional posterior density as a diagnostic to understand the way that the uncertainty in  $\varphi$  propagates into the second module, for both the cut and full posterior density. Noting that

$$\text{Var}(\eta_j) = E(\text{Var}(\eta_j|\varphi)) + \text{Var}(E(\eta_j|\varphi)), \quad (4.1)$$

we could plot histograms of the values  $\mu(\varphi^{(s)})_j$ ,  $s = 1, \dots, S$  and  $\Sigma(\varphi^{(s)})_{jj}$ ,  $s = 1, \dots, S$  for  $j = 1, 2$  to understand how the uncertainty in  $\varphi$  propagates into  $\eta$ . In (4.1) the expectations can be defined as with respect to either the full posterior distribution or with respect to the cut posterior distribution. The mean of the samples in a histogram of  $\Sigma(\varphi^{(s)})_{jj}$  relates to the first term on the right-hand side of (4.1). The variability of the samples in a histogram of  $\mu(\varphi^{(s)})_j$  assesses variability propagated to  $\eta_j$  from the second term on the right-hand side of (4.1).

Generalizing (4.1) to third central moments using the law of total cumulance (Brillinger, 1969), we can also write

$$E((\eta_j - E(\eta_j))^3) = E(E((\eta_j - E(\eta_j|\varphi))^3|\varphi)) + E((E(\eta_j|\varphi) - E(\eta_j))^3) + 3\text{Cov}(E(\eta_j|\varphi), \text{Var}(\eta_j|\varphi)). \quad (4.2)$$

Once again, the expectations in the above expression can be defined as with respect to either the full posterior distribution or with respect to the cut posterior distribution.

If the conditional posterior for  $\eta_j$  given  $\varphi$  is approximately symmetric, then the first term on the right-hand side of (4.2) can be neglected. Then the posterior skewness of  $\eta_j$  depends on the second and third terms. These terms relate to the skewness of the conditional expectation  $E(\eta_j|\varphi)$  (considered as a function of  $\varphi$ ) and the covariance between the conditional mean and conditional variance. The skewness of the conditional expectation can be assessed from looking at the skewness in a histogram of  $\mu(\varphi^{(s)})_j$ , while plotting the samples  $(\mu(\varphi^{(s)})_j, \Sigma(\varphi^{(s)})_{jj})$ ,  $s = 1, \dots, S$ , is helpful for assessing the  $\text{Cov}(E(\eta|\varphi), \text{Var}(\eta|\varphi))$  term in (4.2).

Figure 5 shows a scatterplot of  $(\mu(\varphi^{(s)})_1, \Sigma(\varphi^{(s)})_{11})$ ,  $s = 1, \dots, S$ , with histograms of each variable on the axes, for  $\eta_1$ . The plot on the left is for the cut posterior density, and the plot on the right is for the full posterior density. There is a strong negative relationship between the conditional posterior mean of  $\varphi$  and its conditional variance, as well as negative skewness in the histogram of  $\mu(\varphi^{(s)})_1$ , which by (4.2) explains the negative skew in the marginal distribution for  $\eta_1$  evident in Figure 3. This is so for both the cut and full posterior densities.

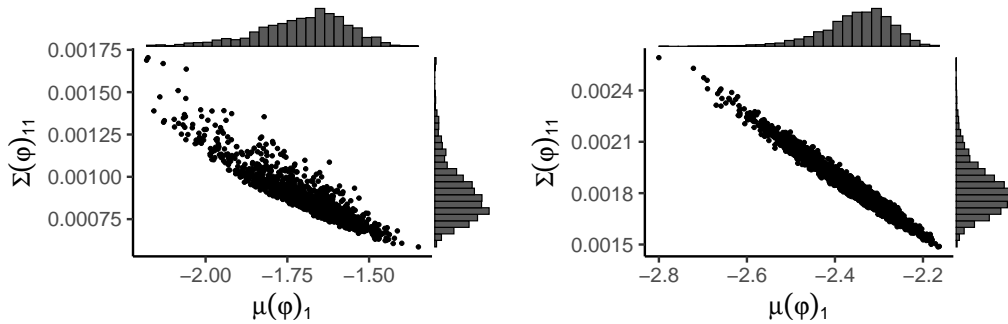


Figure 5: Scatterplot of  $(\mu(\varphi^{(s)})_1, \Sigma(\varphi^{(s)})_{11})$ ,  $s = 1, \dots, S$ , for cut posterior (left) and full posterior (right) samples. Histograms of each variable are shown on the axes.

Figure 6 shows a similar plot to Figure 5 for the parameter  $\eta_2$ . In this case, there is a strong positive relationship between the conditional posterior mean of  $\varphi$  and its conditional variance, and positive skewness in the histogram of  $\mu(\varphi^{(s)})_2$ , which explains the positive skew in the marginal distribution of  $\eta_2$ , in both the cut and full posterior densities, as shown in Figure 3. The dependence between  $\mu(\varphi)_j$  and  $\Sigma(\varphi)_{jj}$  in Figures 5 and 6 relates directly to the way the conditional variance of  $\eta$  depends on  $\varphi$ , which is exactly what is being captured in the conditional perspective taken in the theory of Section 3.1. Understanding this dependence is particularly useful for explaining the the marginal posterior shape for  $\eta$  in the full and cut posterior distributions.

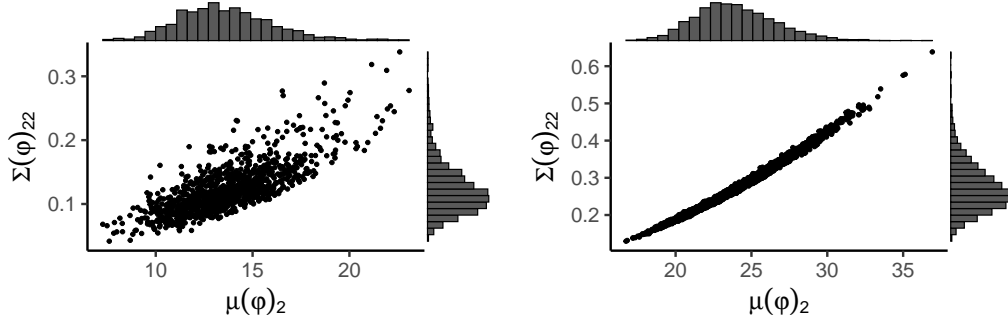


Figure 6: Scatterplot of  $(\mu(\varphi^{(s)})_2, \Sigma(\varphi^{(s)})_{22})$ ,  $s = 1, \dots, S$ , for cut posterior (left) and full posterior (right) samples. Histograms of each variable are shown on the axes.

## 5 Joint Behavior

While we argue that the conditional view of the posterior for  $\eta$  presented in Theorem 1 is most appropriate, it is feasible to obtain a large sample result for the joint cut posterior. To obtain such a result, we require smoothness conditions, in  $\varphi$ , for the functions  $\Delta_n(\eta|\varphi)$  and  $J(\eta|\varphi)$  in Assumption 4. To simplify the analysis, we assume  $\Delta_n(\eta|\varphi)$  is differentiable in  $\varphi$ , but this can be weakened to stochastic differentiability at the cost of additional technicalities.

**Assumption 5.** For  $\varphi \in \Phi_\delta$ , and  $\Delta_n(\eta|\varphi)$ ,  $J(\eta|\varphi)$  as in Assumption 4, the following are satisfied: (i)  $\nabla_{\eta\varphi}^2 \mathbb{M}(\eta^*|\varphi)$  and  $J(\eta|\varphi)$  are both continuous in  $\varphi$ ; (ii)  $\nabla_\varphi \Delta_n(\eta^*|\varphi)$  exists and satisfies  $\sup_{\varphi \in \Phi_\delta} \|\frac{1}{n} \nabla_\varphi \Delta_n(\eta^*|\varphi) - \nabla_{\eta\varphi} \mathbb{M}(\eta^*|\varphi)\| = o_p(1)$ .

Let  $t := \sqrt{n}(\theta - \theta^*)$ , and  $\pi_{\text{cut}}(t|\mathbf{z}, \mathbf{w}) = \pi_{\text{cut}}(t/\sqrt{n} + \theta^*|\mathbf{z}, \mathbf{w})/\sqrt{n}^{d_\theta}$ .

**Corollary 1.** Under Assumptions 1-5,

$$\int_{\mathcal{T}_n} \left| \pi_{\text{cut}}(t|\mathbf{z}, \mathbf{w}) - N \left\{ t; \frac{\Sigma^{-1}}{\sqrt{n}} \begin{pmatrix} \nabla_\varphi L_n(\varphi^*) \\ \Delta_n(\eta^*|\varphi^*) \end{pmatrix}, \Sigma^{-1} \right\} \right| dt = o_p(1)$$

where,  $\mathcal{T}_n := \{t = \sqrt{n}(\theta - \theta^*) : \theta \in \Theta\}$ , and

$$\Sigma := \begin{pmatrix} \Sigma_{11} & \Sigma_{12} \\ \Sigma_{21} & \Sigma_{22} \end{pmatrix} = - \begin{pmatrix} \nabla_{\varphi\varphi} L(\varphi^*) & \nabla_{\varphi\eta}^2 \mathbb{M}(\eta^*|\varphi^*) \\ \nabla_{\eta\varphi}^2 \mathbb{M}(\eta^*|\varphi^*) & \nabla_{\eta\eta}^2 \mathbb{M}(\eta^*|\varphi^*) \end{pmatrix}.$$

Corollary 1 extends the results obtained by [Pompe and Jacob \(2021\)](#) to cut posterior densities based on arbitrary criterion functions. Using boundedness and differentiability assumptions, and a Taylor series approximation, [Pompe and Jacob \(2021\)](#) derive a Laplace approximation to the cut posterior via an expansion of the log joint cut posterior.

The following result follows immediately from Corollary 1 using standard arguments (see, e.g., Theorem 8.3 on page 490 of Lehmann and Casella, 2006), and the proof is therefore omitted for brevity.

**Corollary 2.** If  $n^{-1/2}[\nabla_{\varphi} L_n(\varphi^*)', \Delta_n(\eta^*|\varphi^*)']' \Rightarrow N(0, V)$ , then for  $\bar{\theta}_n := \int_{\Theta} \theta \pi_{\text{cut}}(\theta|\mathbf{z}, \mathbf{w}) d\theta$ , we have  $\sqrt{n}(\bar{\theta}_n - \theta^*) \Rightarrow N(0, \Sigma^{-1}V\Sigma^{-1})$ .

Taken together, Corollaries 1 and 2 demonstrate that the cut posterior does not correctly quantify uncertainty for the posterior mean. In the case of a correctly specified likelihood criterion, Corollary 2 demonstrates that the posterior mean will not have the same asymptotic variance as the maximum likelihood estimator since it neglects the term  $\nabla_{\varphi\varphi}^2 \mathbb{M}(\eta^*, \varphi^*)$ . Therefore, the posterior mean of the cut posterior will be inefficient if the model is correctly specified.

## References

- Bayarri, M., Berger, J., and Liu, F. (2009). “Modularization in Bayesian analysis, with emphasis on analysis of computer models.” *Bayesian Analysis*, 4(1): 119–150. 2, 14, 15
- Bennett, J. and Wakefield, J. (2001). “Errors-in-Variables in Joint Population Pharmacokinetic/Pharmacodynamic Modeling.” *Biometrics*, 57(3): 803–812. 2
- Besag, J. (1989). “A candidate’s formula: A curious result in Bayesian prediction.” *Biometrika*, 76(1): 183–183. 12
- Bissiri, P. G., Holmes, C. C., and Walker, S. G. (2016). “A general framework for updating belief distributions.” *Journal of the Royal Statistical Society. Series B, Statistical methodology*, 78(5): 1103. 2, 5
- Brillinger, D. R. (1969). “The calculation of cumulants via conditioning.” *Annals of the Institute of Statistical Mathematics*, 21(1): 215–218. 19
- Carmona, C. and Nicholls, G. (2020). “Semi-Modular Inference: enhanced learning in multi-modular models by tempering the influence of components.” In *International Conference on Artificial Intelligence and Statistics*, 4226–4235. PMLR. 3, 11, 12, 13
- (2022). “Scalable Modular Bayesian Inference with Normalising Flows.” In preparation. 11
- Carpenter, B., Gelman, A., Hoffman, M. D., Lee, D., Goodrich, B., Betancourt, M., Brubaker, M., Guo, J., Li, P., and Riddell, A. (2017). “Stan: A Probabilistic Programming Language.” *Journal of Statistical Software*, 76(1): 1–32. Number: 1. URL <https://www.jstatsoft.org/index.php/jss/article/view/v076i01> 17
- Chernozhukov, V. and Hong, H. (2003). “An MCMC approach to classical estimation.” *Journal of Econometrics*, 115(2): 293–346. 9, 24, 25
- Chib, S. (1995). “Marginal likelihood from the Gibbs output.” *Journal of the American statistical association*, 90(432): 1313–1321. 12

- Grünwald, P. (2012). “The safe Bayesian.” In *International Conference on Algorithmic Learning Theory*, 169–183. Springer. [1](#)
- Grünwald, P. and Van Ommen, T. (2017). “Inconsistency of Bayesian inference for misspecified linear models, and a proposal for repairing it.” *Bayesian Analysis*, 12(4): 1069–1103. [5](#)
- Jacob, P. E., Murray, L. M., Holmes, C. C., and Robert, C. P. (2017). “Better together? Statistical learning in models made of modules.” *arXiv preprint arXiv:1708.08719*. [2](#), [6](#)
- Jacob, P. E., O’Leary, J., and Atchadé, Y. F. (2020). “Unbiased Markov chain Monte Carlo methods with couplings (with discussion).” *Journal of the Royal Statistical Society: Series B (Statistical Methodology)*, 82(3): 543–600. [2](#)
- Kleijn, B. J. and van der Vaart, A. W. (2012). “The Bernstein-von-Mises theorem under misspecification.” *Electronic Journal of Statistics*, 6: 354–381. [5](#)
- Lehmann, E. L. and Casella, G. (2006). *Theory of point estimation*. Springer Science & Business Media. [22](#), [25](#)
- Liu, Y. and Goudie, R. J. B. (2020). “Stochastic Approximation Cut Algorithm for Inference in Modularized Bayesian Models.” *arXiv:2006.01584*. [2](#)
- Lunn, D., Best, N., Spiegelhalter, D., Graham, G., and Neuenschwander, B. (2009). “Combining MCMC with ‘sequential’ PKPD modelling.” *Journal of Pharmacokinetics and Pharmacodynamics*, 36: 19–38. [2](#), [7](#)
- Maucort-Boulch, D., Franceschi, S., and Plummer, M. (2008). “International correlation between human papillomavirus prevalence and cervical cancer incidence.” *Cancer Epidemiology and Prevention Biomarkers*, 17(3): 717–720. [16](#)
- Miller, J. W. (2021). “Asymptotic normality, concentration, and coverage of generalized posteriors.” *Journal of Machine Learning Research*, 22(168): 1–53. [7](#), [8](#)
- Nicholls, G. K., Lee, J. E., Wu, C.-H., and Carmona, C. U. (2022). “Valid belief updates for prequentially additive loss functions arising in Semi-Modular Inference.” *arXiv preprint arXiv:2201.09706*. [2](#), [11](#), [12](#)
- Plummer, M. (2015). “Cuts in Bayesian graphical models.” *Statistics and Computing*, 25(1): 37–43. [1](#), [2](#), [3](#), [4](#), [6](#), [7](#), [16](#)
- Pompe, E. and Jacob, P. E. (2021). “Asymptotics of cut distributions and robust modular inference using Posterior Bootstrap.” *arXiv preprint arXiv:2110.11149*. [3](#), [9](#), [21](#)
- Woodard, D. B., Crainiceanu, C., and Ruppert, D. (2013). “Hierarchical Adaptive Regression Kernels for Regression With Functional Predictors.” *Journal of Computational and Graphical Statistics*, 22(4): 777–800. [2](#)
- Wu, P.-S. and Martin, R. (2020). “A comparison of learning rate selection methods in generalized Bayesian inference.” *arXiv preprint arXiv:2012.11349*. [6](#)

- Yu, X., Nott, D. J., and Smith, M. S. (2021). “Variational inference for cutting feedback in misspecified models.” *arXiv preprint arXiv:2108.11066*. 2, 13
- Zhang, L., Beal, S., and Sheiner, L. (2003a). “Simultaneous vs. Sequential Analysis for Population PK/PD Data I: Best-Case Performance.” *Journal of Pharmacokinetics and Pharmacodynamics*, 30: 387–404. 2
- (2003b). “Simultaneous vs. Sequential Analysis for Population PK/PD Data II: Robustness of models.” *Journal of Pharmacokinetics and Pharmacodynamics*, 30: 305–416. 2

## Appendix A: Proofs of Main Results

*Proof of Lemma 1.* We prove the result by verifying the sufficient conditions in Theorem 1 of Chernozhukov and Hong (2003) for the criteria  $\nu L_n(\varphi)$ . Assumption 1 satisfies the sufficient conditions in Lemmas 1 and 2 in Chernozhukov and Hong (2003), which together with the prior condition in Assumption 1, verifies the sufficient conditions in Theorem 1 of Chernozhukov and Hong (2003). The result follows.  $\square$

*Proof of Theorem 1.* Define  $J(\varphi) := J(\eta_\varphi^*|\varphi)$ , and

$$t = \sqrt{n}(\eta - \eta_\varphi^*) - Z_n(\varphi)/\sqrt{n}, \text{ where } Z_n(\varphi) := J(\varphi)^{-1}\Delta_n(\eta_\varphi^*|\varphi).$$

From the quadratic approximation in Assumption 4, and the above definitions, we have the identity

$$M_n(\eta|\varphi) - M_n(\eta_\varphi^*|\varphi) = -\frac{1}{2}t'J(\varphi)t + \frac{1}{2}\frac{1}{\sqrt{n}}Z_n(\varphi)'J(\varphi)\frac{1}{\sqrt{n}}Z_n(\varphi) + R_n(\eta, \varphi), \quad (\text{A.1})$$

for some remainder term  $R_n(\eta, \varphi)$ . Now, define  $T_n(\varphi) := Z_n(\varphi)/n + \eta_\varphi^*$ , and let

$$\omega(t) := M_n\{T_n(\varphi) + t/\sqrt{n}|\varphi\} - M_n(\eta_\varphi^*|\varphi) - \frac{1}{2}\frac{1}{\sqrt{n}}Z_n(\varphi)'J(\varphi)\frac{1}{\sqrt{n}}Z_n(\varphi),$$

which, by (A.1), is equal to

$$\omega(t) = -\frac{1}{2}t'J(\varphi)t + R_n(T_n(\varphi) + t/\sqrt{n}, \varphi). \quad (\text{A.2})$$

Using (A.2), the posterior can be stated as

$$\begin{aligned} \pi(t|\mathbf{w}, \varphi) &:= \frac{\pi\{t/\sqrt{n} + T_n(\varphi)|\varphi\} \exp[\nu\{M_n\{T_n(\varphi) + t/\sqrt{n}|\varphi\} - M_n(\eta_\varphi^*|\varphi)\}]}{\int_{\mathcal{E}_n} \pi\{t/\sqrt{n} + T_n(\varphi)|\varphi\} \exp[\nu\{M_n\{T_n(\varphi) + t/\sqrt{n}|\varphi\} - M_n(\eta_\varphi^*|\varphi)\}] dt} \\ &= \pi\{t/\sqrt{n} + T_n(\varphi)|\varphi\} \exp\{\nu\omega(t)\}/C_n, \end{aligned}$$

for

$$C_n := \int_{\mathcal{E}_n} \pi\{t/\sqrt{n} + T_n(\varphi)|\varphi\} \exp\{\nu\omega(t)\} dt.$$



The stated result follows if

$$\int_{\mathcal{E}_n} \|t\| |\pi(t|\mathbf{w}, \varphi) - N\{t; 0, [\nu J(\varphi)]^{-1}\}| dt = C_n^{-1} J_n = o_p(1),$$

where

$$J_n = \int_{\mathcal{E}_n} \|t\| \left| \exp\{\nu\omega(t)\} \pi\{T_n(\varphi) + t/\sqrt{n}|\varphi\} - C_n N\{t; 0, [\nu J(\varphi)]^{-1}\} \right| dt.$$

However,  $J_n \leq J_{1n} + J_{2n}$ , where

$$J_{1n} := \int_{\mathcal{E}_n} \|t\| \left| \exp\left\{-\frac{1}{2}t'[\nu J(\varphi)]t + \nu R_n(T_n(\varphi) + t/\sqrt{n}, \varphi)\right\} \pi\{T_n(\varphi) + t/\sqrt{n}|\varphi\} - \pi(\eta_\varphi^*|\varphi) \exp\left\{-\frac{1}{2}t'[\nu J(\varphi)]t\right\} \right| dt,$$

$$J_{2n} := \left| C_n \frac{|\nu J(\varphi)|^{1/2}}{(2\pi)^{d_\eta/2}} - \pi(\eta_\varphi^*|\varphi) \right| \int_{\mathcal{E}_n} \|t\| \exp\left\{-\frac{1}{2}t'[\nu J(\varphi)]t\right\} dt.$$

and where we have used equation (A.2) in the definition of  $J_{1n}$ . Further, if  $J_{1n} = o_p(1)$ , then

$$C_n = \pi(\eta_\varphi^*|\varphi) \int_{\mathbb{R}^{d_\eta}} \exp\left\{-\frac{1}{2}t'[\nu J(\varphi)]t\right\} dt + o_p(1) = \pi(\eta_\varphi^*|\varphi) \frac{(2\pi)^{d_\eta/2}}{|\nu J(\varphi)|^{1/2}} + o_p(1),$$

and  $J_{2n} = o_p(1)$  since for each  $\varphi \in \Phi_\delta$  the matrix  $J(\varphi)$  is positive-definite, by Assumption 4(ii), so that  $\int_{\mathbb{R}^{d_\eta}} \|t\| \exp\left\{-\frac{1}{2}t'[\nu J(\varphi)]t\right\} dt < \infty$ .

Consequently, the result follows if  $J_{1n} = o_p(1)$ . Inspecting  $J_{1n}$  it is clear that the specific value of  $\nu$  will not impact whether or not  $J_{1n} = o_p(1)$ , so long as  $\nu > 0$ . Since  $\nu$  is fixed it is without loss of generality to take  $\nu = 1$  in the remainder.

To demonstrate that  $J_{1n} = o_p(1)$  we split  $\mathcal{E}_n$  into three regions and analyze  $J_{1n}$  over each region. For some  $0 \leq h < \infty$  and  $\gamma > 0$ , with  $\gamma = o(1)$ , the regions are defined as follows:

- **Region 1:**  $\|t\| \leq h$ .
- **Region 2:**  $h < \|t\| \leq \gamma\sqrt{n}$ .
- **Region 3:**  $\|t\| \geq \gamma\sqrt{n}$ .

The remainder of the proof follows by extending similar arguments in the literature, e.g., Theorem 8.2 in [Lehmann and Casella \(2006\)](#) (pg 489), and Theorem 1 in [Chernozhukov and Hong \(2003\)](#), to accommodate the conditional nature of the result.

**Region 1:** Over this region  $\|t\|$  can be neglected and the result follows if

$$\sup_{\|t\| \leq h} \left| \exp\{\omega(t)\} \pi\{T_n(\varphi) + t/\sqrt{n}|\varphi\} - \pi(\eta_\varphi^*|\varphi) \exp\{-t'J(\varphi)t/2\} \right| = o_p(1).$$

Now,

$$\begin{aligned} & \left| \exp\{\omega(t)\} \pi\{T_n(\varphi) + t/\sqrt{n}|\varphi\} - \pi(\eta_\varphi^*|\varphi) \exp\{-t' J(\varphi)t/2\} \right| \\ & \leq \exp\{\omega(t)\} |\pi\{T_n(\varphi) + t/\sqrt{n}|\varphi\} - \pi(\eta_\varphi^*|\varphi)| + \pi(\eta_\varphi^*|\varphi) |\exp\{\omega(t)\} - \exp\{-t' J(\varphi)t/2\}|. \end{aligned}$$

First, note that by Assumption 4(i-ii),  $Z_n(\varphi)/\sqrt{n} = O_p(1)$  for each  $\varphi \in \Phi_\delta$ ; hence, from the definition  $T_n(\varphi) = Z_n(\varphi)/n + \eta_\varphi^*$ , for each  $\varphi \in \Phi_\delta$ ,

$$\sup_{\|t\| \leq h} |T_n(\varphi) + t/\sqrt{n} - \eta_\varphi^*| = O_p(1/\sqrt{n}). \quad (\text{A.3})$$

From Assumption 3,  $\pi(\cdot|\varphi)$  is continuous in the first argument, so that by (A.3),

$$\sup_{\|t\| \leq h} |\pi\{T_n(\varphi) + t/\sqrt{n}|\varphi\} - \pi(\eta_\varphi^*|\varphi)| = o_p(1).$$

Also, from (A.3) and Assumption 4(iii), for each  $\varphi \in \Phi_\delta$ ,

$$\sup_{\|t\| \leq h} |R_n\{T_n(\varphi) + t/\sqrt{n}, \varphi\}| = o_p(1);$$

using the equation for  $\omega(t)$  in (A.2), we then have

$$\sup_{\|t\| \leq h} |\exp\{\omega(t)\} - \exp\{-t' J(\varphi)t/2\}| = o_p(1).$$

Further, since  $\sup_{\|t\| \leq h} |R_n\{T_n(\varphi) + t/\sqrt{n}, \varphi\}| = o_p(1)$ , we have  $\exp\{\omega(t)\} \leq \{1 + o_p(1)\}$  over  $\|t\| \leq h$ ; since  $\pi(\eta|\varphi)$  is continuous in  $\eta$  for all  $\varphi \in \Phi_\delta$ , it follows that  $\pi(\eta|\varphi)$  is bounded for  $\eta \in \{\|\eta - \eta_\varphi^*\| \leq h/\sqrt{n}\}$ . Hence,  $J_{1n} = o_p(1)$  over Region 1.

**Region 2:** For  $h$  large enough and  $\gamma = o(1)$ ,  $J_{1n} \leq C_{1n} + C_{2n} + C_{3n}$  where

$$\begin{aligned} C_{1n} & := C \sup_{h \leq \|t\| \leq \gamma\sqrt{n}} \exp\{|R_n\{T_n(\varphi) + t/\sqrt{n}, \varphi\}|\} |\pi\{T_n(\varphi) + t/\sqrt{n}|\varphi\} - \pi(\eta_\varphi^*|\varphi)| \\ & \quad \times \int_{h \leq \|t\| \leq \gamma\sqrt{n}} \|t\| \exp\{-t' J(\varphi)t/2\} dt \\ C_{2n} & := C \int_{h \leq \|t\| \leq \gamma\sqrt{n}} \|t\| \exp\{-t' J(\varphi)t/2\} \exp\{|R_n\{T_n(\varphi) + t/\sqrt{n}, \varphi\}|\} \pi\{T_n(\varphi) + t/\sqrt{n}|\varphi\} dt \\ C_{3n} & := C \int_{h \leq \|t\| \leq \gamma\sqrt{n}} \|t\| \exp\{-t' J(\varphi)t/2\} dt. \end{aligned}$$

The first term satisfies  $C_{1n} = o_p(1)$  for any fixed  $h$ , so that  $C_{1n} = o_p(1)$  for  $h \rightarrow \infty$ , by the dominated convergence theorem. For  $C_{3n}$ , from the continuity and positive definiteness of  $J(\varphi)$ , for each  $\varphi \in \Phi_\delta$ , there exists  $h'$  large enough such that for all  $h > h'$ , and  $\|t\| \geq h$

$$\|t\| \exp\{-t' J(\varphi)t/2\} \leq \|t\| \exp(-\|t\|^2 \lambda_{\min}\{J(\varphi)\}) = O(1/h),$$

where  $\lambda_{\min}(M)$  denotes the minimum eigenvalue of the matrix  $M$ . Hence,  $C_{3n}$  can be made arbitrarily small by taking  $h$  large enough and  $\gamma$  small enough.

To demonstrate that  $C_{2n} = o_p(1)$ , we show that

$$\exp\{-t' J(\varphi)t/2\} \exp\{|R_n\{T_n(\varphi) + t/\sqrt{n}, \varphi\}|\} \pi\{T_n(\varphi) + t/\sqrt{n}|\varphi\} \leq C \exp\{-t' J(\varphi)t/4\}, \quad (\text{A.4})$$

with probability converging to one (wpc1), so that  $C_{2n}$  can be bounded above by

$$C_{2n} \leq C \int_{h \leq \|t\| \leq \gamma\sqrt{n}} \|t\| \exp\{-t' J(\varphi)t/4\} dt.$$

Similar to  $C_{1n}$  and  $C_{3n}$ , the RHS of the above can be made arbitrarily small for some  $h$  large and  $\delta$  small.

To demonstrate equation (A.4), first note that by continuity of  $\pi(\eta|\varphi)$ , Assumption 3,  $\pi\{T_n(\varphi) + t/\sqrt{n}|\varphi\}$  is bounded over  $\{t : h \leq \|t\| \leq \gamma\sqrt{n}\}$  for each  $\varphi \in \Phi_\delta$  and can be dropped from the analysis. Now, since  $\|T_n(\varphi) - \eta_\varphi^*\| = o_p(1)$ , for any  $\gamma > 0$ ,  $\|T_n(\varphi) + t/\sqrt{n} - \eta_\varphi^*\| < 2\gamma$  for all  $\|t\| \leq \gamma\sqrt{n}$  and  $n$  large enough. Therefore, by Assumption 4(iii), there exists some  $\gamma' > 0$  and  $h$  large enough so that

$$\sup_{h \leq \|t\| \leq \gamma'\sqrt{n}} |R_n\{T_n(\varphi) + t/\sqrt{n}, \varphi\}| \leq \frac{1}{4} \lambda_{\min}\{J(\varphi)\} \{1 + \|t + Z_n(\varphi)/\sqrt{n}\|^2\} \leq \frac{1}{4} \lambda_{\min}\{J(\varphi)\} \|t\|^2 + O_p(1),$$

where the last inequality follows since  $\|Z_n(\varphi)/\sqrt{n}\| = O_p(1)$ , for each  $\varphi \in \Phi_\delta$  by Assumption 4(i). Thus, for some  $C > 0$ , wpc1,

$$\exp\{\omega(t)\} \leq \exp\left\{-\frac{1}{2}t' J(\varphi)t + |R_n\{T_n(\varphi) + t/\sqrt{n}, \varphi\}|\right\} \leq C \exp\{-t' J(\varphi)t/4\}.$$

Since the result holds for arbitrary and fixed  $\varphi$ , it holds for each  $\varphi \in \Phi_\delta$ .

**Region 3:** For  $\gamma\sqrt{n}$  large,  $\int_{\|t\| \geq \gamma\sqrt{n}} \|t\| N\{t; 0, J^{-1}(\varphi)\} dt$ , can be made arbitrarily small and is therefore dropped from the analysis. Using the definition of  $\omega(t)$ , and the identity  $\eta = Z_n(\varphi)/n + t/\sqrt{n} - \eta_\varphi^*$ , consider

$$\begin{aligned} J_{1n} &:= \int_{\|t\| \geq \gamma\sqrt{n}} \|t\| \exp\{\omega(t)\} \pi\{Z_n(\varphi)/n + t/\sqrt{n} - \eta_\varphi^*|\varphi\} dt \\ &= \sqrt{n}^{d_\eta+1} \int_{\|\eta - Z_n(\varphi)/n - \eta_\varphi^*\| \geq \gamma} \|\eta - Z_n(\varphi)/n - \eta_\varphi^*\| \exp\left\{M_n(\eta|\varphi) - M_n(\eta_\varphi^*|\varphi) - \frac{1}{2n} Z_n(\varphi)' J(\varphi)^{-1} Z_n(\varphi)\right\} \pi(\eta) \\ &\leq O_p(1) \sqrt{n}^{d_\eta+1} \int_{\|\eta - Z_n(\varphi)/n - \eta_\varphi^*\| \geq \gamma} \|\eta - \eta_\varphi^*\| \exp\{M_n(\eta|\varphi) - M_n(\eta_\varphi^*|\varphi)\} \pi(\eta) d\eta, \end{aligned}$$

since  $n^{-1} Z_n(\varphi)' J(\varphi)^{-1} Z_n(\varphi) = O_p(1)$  under Assumption 4(i) for each  $\varphi \in \Phi_\delta$ .

From Assumption 2(ii), for fixed  $\delta_1 > 0$ , and any  $\delta_2 > 0$ , there exists an  $\epsilon = \epsilon(\delta_1, \delta_2) > 0$  such that

$$\sup_{\varphi \in \Phi_{\delta_1}} \sup_{\|\eta - \eta_\varphi^*\| \geq \delta_2} \{M(\eta|\varphi) - M(\eta_\varphi^*|\varphi)\} \leq -\epsilon.$$

Therefore, the above and the uniform convergence in Assumption 2(i) together imply that

$$\lim_{n \rightarrow \infty} P_0^{(n)} \left[ \sup_{\varphi \in \Phi_{\delta_1}} \sup_{\|\eta - \eta_\varphi^*\| \geq \delta_2} \exp \{M_n(\eta|\varphi) - M_n(\eta_\varphi^*|\varphi)\} \leq \exp(-\epsilon n^2) \right] = 1. \quad (\text{A.5})$$

Since for each  $\varphi \in \Phi_\delta$ ,  $Z_n(\varphi)/\sqrt{n} = O_p(1)$ , by Assumption 4(i), from equation (A.5) we obtain

$$\begin{aligned} J_{1n} &\leq \{1 + o_p(1)\} O_p(1) \sqrt{n}^{d_\eta+1} \int_{\|\eta - \eta_\varphi^*\| \geq \gamma} \|\eta - \eta_\varphi^*\| \pi(\eta|\varphi) \exp\{M_n(\eta|\varphi) - M_n(\eta_\varphi^*|\varphi)\} d\eta \\ &\leq O_p(1) \exp(-\epsilon n^2) \sqrt{n}^{d_\eta+1} \int_{\|\eta - \eta_\varphi^*\| \geq \gamma} \|\eta - \eta_\varphi^*\| \pi(\eta|\varphi) d\eta \\ &\leq O_p(1) \exp(-\epsilon n^2) \sqrt{n}^{d_\eta+1} \left\{ \int_{\mathcal{E}} \|\eta\| \pi(\eta|\varphi) d\eta + \|\eta_\varphi^*\| \right\}. \end{aligned}$$

By Assumption 3(ii),  $\int_{\mathcal{E}} \|\eta\| \pi(\eta|\varphi) d\eta < \infty$  for each  $\varphi \in \Phi_{\delta_1}$ . By Assumptions 1-2,  $\eta_\varphi^*$  exists for each  $\varphi \in \Phi_{\delta_1}$ . Hence,

$$J_{1n} \leq O_p(\exp\{-\epsilon n^2\} \sqrt{n}^{d_\eta+1}) = o_p(1),$$

for each  $\varphi \in \Phi_{\delta_1}$ , and some  $\delta_1 > 0$ .

Placing all three regions together we obtain

$$\int_{\mathcal{E}_n} |\pi(t|\mathbf{w}, \varphi) - N\{t; 0, J^{-1}(\eta_\varphi^*|\varphi)\}| = o_p(1). \quad (\text{A.6})$$

for each  $\varphi \in \Phi_\delta$ . The result follows by using the fact that the total variation norm is invariant under a change of location. Namely, the result stated in the theorem follows from (A.6) by defining  $\xi = \sqrt{n}(\eta - \eta_\varphi^*)$ , and consider the change in location from  $t := \sqrt{n}(\eta - \eta_\varphi^*) - Z_n(\varphi)/\sqrt{n}$  to  $\xi = t + Z_n(\eta_\varphi^*|\varphi)/\sqrt{n} = \sqrt{n}(\eta - \eta_\varphi^*)$ .  $\square$

*Proof of Corollary 1.* Following arguments in the proof of Theorem 1, without loss of generality we take  $\nu = 1$ . From Lemma 1 and Theorem 1, at  $\varphi = \varphi^*$  and  $\eta^* = \eta_{\varphi^*}^*$ , we have the relationships

$$\begin{aligned} \sqrt{n}(\varphi - \varphi^*)|\mathbf{z} &\Rightarrow N\{\Sigma_{11}^{-1} \nabla_\varphi L_n(\varphi^*)/\sqrt{n}, \Sigma_{11}^{-1}\}, \quad \Sigma_{11} := \nabla_\varphi \mathbb{L}(\varphi^*) \\ \sqrt{n}(\eta - \eta^*)|\mathbf{w}, \mathbf{z}, \{\sqrt{n}(\varphi - \varphi^*)|\mathbf{z}\} &\Rightarrow N\{J(\eta^*|\varphi^*)^{-1} \Delta_n(\eta^*, \varphi^*)/\sqrt{n}, J(\eta^*|\varphi^*)^{-1}\}, \end{aligned} \quad (\text{A.7})$$

where the above are to be understood in terms of the posterior distribution.

Conversely, the stated result gives the following joint distribution:

$$\left( \frac{\sqrt{n}(\varphi - \varphi^*)}{\sqrt{n}(\eta - \eta^*)} \right) |\mathbf{w}, \mathbf{z} \Rightarrow N \left\{ \Sigma^{-1} \begin{pmatrix} \nabla_\varphi L_n(\varphi^*) \\ \Delta_n(\eta^*, \varphi^*) \end{pmatrix} / \sqrt{n}, \Sigma^{-1} \right\}.$$

Decomposing the joint into the product of the conditional and the marginal, and applying the conclusion of Lemma 2, we can represent the limiting joint distribution as

$$\begin{aligned} \sqrt{n}(\varphi - \varphi^*)|\mathbf{z} &\sim N\{\Sigma_{11}^{-1}\nabla_{\varphi}L_n(\varphi^*)/\sqrt{n}, \Sigma_{11}^{-1}\} \\ \sqrt{n}(\eta - \eta^*)|\mathbf{w}, \mathbf{z}, \{\sqrt{n}(\varphi - \varphi^*)|\mathbf{z}\} &\sim N\{\Sigma_{22}^{-1}\Delta_n(\theta^*)/\sqrt{n} - \Sigma_{22}^{-1}\Sigma_{21}\sqrt{n}(\varphi - \varphi^*), \Sigma_{22}^{-1}\}, \end{aligned} \quad (\text{A.8})$$

where we note that the marginal is conditioned on  $\mathbf{z}$  and not  $\mathbf{w}$  since, by construction, the cut posterior for  $\sqrt{n}(\varphi - \varphi^*)$  does not depend on  $\mathbf{w}$ .

The posterior  $\sqrt{n}(\varphi - \varphi^*)|\mathbf{z}$  in equations (A.7) and (A.8) clearly agree. Hence, the stated result follows if the conditional distributions in (A.7) and (A.8) coincide.

Consider the expansion in Assumption 4 around  $\eta^* = \eta_{\varphi^*}^*$ :

$$M_n(\eta, \varphi) - M_n(\eta^*, \varphi) = \sqrt{n}(\eta - \eta^*)'\Delta_n(\eta^*, \varphi)/\sqrt{n} - \frac{n}{2}(\eta - \eta^*)'J(\eta^*, \varphi)(\eta - \eta^*) + R_n(\theta) \quad (\text{A.9})$$

Use Assumption 5 to expand  $\Delta_n(\eta^*, \varphi)/\sqrt{n}$  as

$$\begin{aligned} \frac{\Delta_n(\eta^*, \varphi)}{\sqrt{n}} &= \frac{1}{\sqrt{n}}\Delta_n(\eta^*, \varphi^*) + \nabla_{\eta\varphi}\mathbb{M}(\eta^*, \varphi^*)\sqrt{n}(\varphi - \varphi^*) + \{\nabla_{\varphi}\Delta_n(\eta^*, \bar{\varphi})/n - \nabla_{\eta\varphi}\mathbb{M}(\eta^*, \bar{\varphi})\}\sqrt{n}(\varphi - \varphi^*) \\ &\quad + \{\nabla_{\eta\varphi}\mathbb{M}(\eta^*, \bar{\varphi}) - \nabla_{\eta\varphi}\mathbb{M}(\eta^*, \varphi^*)\}\sqrt{n}(\varphi - \varphi^*) \\ &= \frac{\Delta_n(\eta^*, \varphi^*)}{\sqrt{n}} + \nabla_{\eta\varphi}\mathbb{M}(\eta^*, \varphi^*)\sqrt{n}(\varphi - \varphi^*) + o_p(1) + \{\nabla_{\eta\varphi}\mathbb{M}(\eta^*, \bar{\varphi}) - \nabla_{\eta\varphi}\mathbb{M}(\eta^*, \varphi^*)\}\sqrt{n}(\varphi - \varphi^*), \end{aligned}$$

for some intermediate value satisfying  $\|\bar{\varphi} - \varphi^*\| \leq \|\varphi - \varphi^*\|$ , and where the  $o_p(1)$  term follows by applying Assumption 5(ii).

Using equation (A.9), and the above expansion we then obtain

$$\begin{aligned} M_n(\eta, \varphi) - M_n(\eta^*, \varphi) &= \sqrt{n}(\eta - \eta^*)'\Delta_n(\eta^*, \varphi^*)/\sqrt{n} + \sqrt{n}(\eta - \eta^*)'\nabla_{\eta\varphi}\mathbb{M}(\theta^*)\sqrt{n}(\varphi - \varphi^*) \\ &\quad - \frac{n}{2}(\eta - \eta^*)'J(\eta^*, \varphi^*)(\eta - \eta^*) + R_n(\theta) + R_{2n}(\theta) + R_{3n}(\theta) + o_p(1), \end{aligned} \quad (\text{A.10})$$

where  $R_n(\theta)$  is as in Assumption 4, and

$$\begin{aligned} R_{2n}(\theta) &:= \sqrt{n}(\eta - \eta^*)' [\{\nabla_{\eta\varphi}\mathbb{M}(\eta^*, \bar{\varphi}) - \nabla_{\eta\varphi}\mathbb{M}(\eta^*, \varphi^*)\} \sqrt{n}(\varphi - \varphi^*)] \\ R_{3n}(\theta) &:= \frac{n}{2}(\eta - \eta^*)'[J(\eta^*, \varphi^*) - J(\eta^*, \varphi)](\eta - \eta^*). \end{aligned}$$

With an abuse of notation, let

$$Z_n(\varphi)/\sqrt{n} = J(\theta^*)^{-1}\{\Delta_n(\eta^*, \varphi^*)/\sqrt{n} + \nabla_{\eta\varphi}\mathbb{M}(\theta^*)\sqrt{n}(\varphi - \varphi^*)\}.$$

Using the definition of  $\Sigma$ , we can rewrite this term as

$$Z_n(\varphi)/\sqrt{n} = \Sigma_{22}^{-1}\Delta_n(\eta^*, \varphi^*)/\sqrt{n} - \Sigma_{22}^{-1}\Sigma_{21}\sqrt{n}(\varphi - \varphi^*).$$

Rearranging the expansion for  $M_n(\eta, \varphi) - M_n(\eta^*, \varphi)$  in (A.10) we then obtain

$$M_n(\eta, \varphi) - M_n(\eta^*, \varphi) = -\frac{1}{2}\{\sqrt{n}(\eta - \eta^*) - Z_n(\varphi)/\sqrt{n}\}'J(\theta^*)\{\sqrt{n}(\eta - \eta^*) - Z_n(\varphi)/\sqrt{n}\}$$

$$+ \frac{1}{2} \frac{1}{n} Z_n(\varphi)' J(\theta^*) Z_n(\varphi) + R_n(\theta) + R_{2n}(\theta) + R_{3n}(\theta).$$

The above equation is of the same form as equation (A.1) in the proof of Theorem 1, but where the remainder term is now  $R_n(\theta) + R_{2n}(\theta) + R_{3n}(\theta)$ . Therefore, if this new remainder satisfies Assumption 4(iii), the conclusion will follow using the same arguments as in Theorem 1, and we would obtain:

$$\sqrt{n}(\eta - \eta^*) | \mathbf{z}, \mathbf{w}, \{\sqrt{n}(\varphi - \varphi^*) | \mathbf{z}\} \Rightarrow N\{Z_n(\varphi)/\sqrt{n}, J(\theta^*)^{-1}\}.$$

Writing this distribution in terms of  $\Sigma$  elements yields

$$N\{Z_n(\varphi)/\sqrt{n}, J(\theta^*)\} = N\{\Sigma_{22}^{-1} \Delta_n(\theta^*)/\sqrt{n} - \Sigma_{22}^{-1} \Sigma_{21} \sqrt{n}(\varphi - \varphi^*), \Sigma_{22}^{-1}\},$$

and the RHS is the conditional distribution in (A.7).

Thus, the result follows if Assumption 4(iii) is satisfied for the new remainder term

$$R_n(\theta) + R_{2n}(\theta) + R_{3n}(\theta),$$

for which a sufficient condition is that Assumption 4(iii) is satisfied for each term. We note that  $R_n(\theta)$  satisfies the condition by hypothesis, while Lemma 3 verifies Assumption 4(iii) for  $R_{2n}(\theta)$  and  $R_{3n}(\theta)$ .  $\square$

## Appendix B: Lemmas

**Lemma 2.** Consider a  $d \times d$ -dimensional block matrix

$$\Sigma = \begin{pmatrix} \Sigma_{11} & \Sigma_{12} \\ \Sigma_{21} & \Sigma_{22} \end{pmatrix},$$

with  $\Sigma_{11}$  and  $\Sigma_{22}$  both invertible. Define  $\Sigma_{11.2} = \Sigma_{11} - \Sigma_{12} \Sigma_{22}^{-1} \Sigma_{21}$  and  $V = \Sigma^{-1}$ . If

$$\begin{pmatrix} X_1 \\ X_2 \end{pmatrix} \sim N \left[ V \begin{pmatrix} \mu_1 \\ \mu_2 \end{pmatrix}, V \right], \quad \text{then } X_2 | X_1 = x_1 \sim N(\Sigma_{22}^{-1} \mu_2 - \Sigma_{22}^{-1} \Sigma_{21} x_1, \Sigma_{22}^{-1}).$$

*Proof of Lemma 2.* The proof follows directly from properties of block matrix inverses and normal distributions. For general  $V$ ,

$$\begin{pmatrix} X_1 \\ X_2 \end{pmatrix} \sim N \left[ V \begin{pmatrix} \mu_1 \\ \mu_2 \end{pmatrix}, V \right] \equiv N \left[ \begin{pmatrix} V_{11} \mu_1 + V_{12} \mu_2 \\ V_{21} \mu_1 + V_{22} \mu_2 \end{pmatrix}, V \right].$$

The mean of  $X_2 | X_1 = x_1$  is then given by

$$\mu_{2|1}(x_1) = V_{21} \mu_1 + V_{22} \mu_2 + V_{21} V_{11}^{-1} (x_1 - V_{11} \mu_1 - V_{12} \mu_2) = (V_{22} - V_{21} V_{11}^{-1} V_{12}) \mu_2 + V_{21} V_{11}^{-1} x_1.$$

The variance of  $X_2 | X_1 = x_1$  is  $V_{22} - V_{21} V_{11}^{-1} V_{12}$ . However, using the block matrix inverse identity

$$V = \begin{pmatrix} V_{11} & V_{12} \\ V_{21} & V_{22} \end{pmatrix} = \Sigma^{-1} = \begin{pmatrix} \Sigma_{11.2}^{-1} & -\Sigma_{11.2}^{-1} \Sigma_{12} \Sigma_{22}^{-1} \\ -\Sigma_{22}^{-1} \Sigma_{21} \Sigma_{11.2}^{-1} & \Sigma_{22}^{-1} + \Sigma_{22}^{-1} \Sigma_{21} \Sigma_{11.2}^{-1} \Sigma_{11.2} \Sigma_{22}^{-1} \end{pmatrix}.$$

Using the above definitions, we see that

$$\begin{aligned} V_{21}V_{11}^{-1} &= -\Sigma_{22}^{-1}\Sigma_{21}\Sigma_{11.2}^{-1}\Sigma_{11.2} = -\Sigma_{22}^{-1}\Sigma_{21} \\ V_{21}V_{11}^{-1}V_{12} &= \Sigma_{22}^{-1}\Sigma_{21}\Sigma_{11.2}^{-1}\Sigma_{11.2}\Sigma_{11.2}^{-1}\Sigma_{12}\Sigma_{22}^{-1} = \Sigma_{22}^{-1}\Sigma_{12}\Sigma_{11.2}^{-1}\Sigma_{12}\Sigma_{22}^{-1} \\ V_{22} - V_{21}V_{11}^{-1}V_{12} &= \Sigma_{22}^{-1} + \Sigma_{22}^{-1}\Sigma_{21}\Sigma_{11.2}^{-1}\Sigma_{11.2}\Sigma_{11.2}^{-1}\Sigma_{12}\Sigma_{22}^{-1} - \Sigma_{22}^{-1}\Sigma_{21}\Sigma_{11.2}^{-1}\Sigma_{12}\Sigma_{22}^{-1} = \Sigma_{22}^{-1} \end{aligned}$$

Consequently,

$$X_2|X_1 = x_1 \sim N\{\mu_{2|1}(x_1), \Sigma_{22}^{-1}\} \equiv N\{\Sigma_{22}^{-1}\mu_2 - \Sigma_{22}^{-1}\Sigma_{21}x_1, \Sigma_{22}^{-1}\},$$

which yields the stated result.  $\square$

**Lemma 3.** Under the assumptions of Corollary 1, Assumption 4(iii) is satisfied for  $R_{2n}(\theta)$ , and  $R_{3n}(\theta)$ .

*Proof.* For  $j = 2, 3$ , Assumption 4(iii) is equivalent to the following condition: for any  $\delta_n = o(1)$ ,

$$\sup_{\|\theta - \theta^*\| \leq \delta_n} \frac{|R_{jn}(\theta)|}{1 + n\|\theta - \theta^*\|^2} = o_p(1). \quad (\text{B.1})$$

We verify (B.1) separately for  $j = 2$  and  $j = 3$ .

**Term  $R_{2n}(\theta)$ :** Define the matrix function  $V(\varphi, \varphi^*) := \{\nabla_{\eta\varphi}\mathbb{M}(\eta^*, \varphi) - \nabla_{\eta\varphi}\mathbb{M}(\eta^*, \varphi^*)\}$  and consider

$$R_{2n}(\theta) = n(\eta - \eta^*)'V(\bar{\varphi}, \varphi^*)(\varphi - \varphi^*) = \frac{1}{2}\sqrt{n}(\theta - \theta^*)' \begin{pmatrix} 0 & V(\bar{\varphi}, \varphi^*) \\ V(\bar{\varphi}, \varphi^*) & 0 \end{pmatrix} \sqrt{n}(\theta - \theta^*),$$

where  $\bar{\varphi}$  is some intermediate value satisfying  $\|\bar{\varphi} - \varphi^*\| \leq \|\varphi - \varphi^*\|$ . We then see that

$$|R_{2n}(\theta)| \leq \|\sqrt{n}(\theta - \theta^*)\|^2 \|V(\bar{\varphi}, \varphi^*)\|^2,$$

and

$$\sup_{\|\theta - \theta^*\| \leq \delta_n} \frac{|R_{2n}(\theta)|}{1 + n\|\theta - \theta^*\|^2} \leq \sup_{\|\theta - \theta^*\| \leq \delta_n} \|V(\bar{\varphi}, \varphi^*)\|^2 \frac{\|\sqrt{n}(\theta - \theta^*)\|^2}{1 + \|\sqrt{n}(\theta - \theta^*)\|^2} \leq \|V(\bar{\varphi}, \varphi^*)\|^2,$$

since  $\sup_{\|\theta - \theta^*\| \leq \delta_n} \frac{\|\sqrt{n}(\theta - \theta^*)\|^2}{1 + \|\sqrt{n}(\theta - \theta^*)\|^2} \leq 1$  for any  $\delta_n = o(1)$ .

From the definition of the intermediate value  $\bar{\varphi}$ , we have that  $\|\bar{\varphi} - \varphi^*\| \leq \|\varphi - \varphi^*\| \leq \delta_n$ . From Assumption 5,  $V(\varphi, \varphi^*)$  is continuous in  $\varphi$  for all  $\varphi$  in a neighborhood of  $\varphi^*$ . Conclude from this continuity that  $\|V(\varphi, \varphi^*)\|^2 = o(1)$  when  $\|\theta - \theta^*\| \leq \delta_n$ . Equation (B.1) is satisfied for  $R_{2n}(\theta)$ .

**Term  $R_{3n}(\theta)$ .** Now, let  $V(\varphi, \varphi^*) := [J(\eta^*, \varphi) - J(\eta^*, \varphi^*)]$ . Similar to the proof of the  $R_{2n}(\theta)$  term,

$$R_{3n}(\theta) = -\frac{n}{2}(\eta - \eta^*)'V(\varphi, \varphi^*)(\eta - \eta^*) = -\sqrt{n}(\theta - \theta^*)' \begin{pmatrix} 0 & 0 \\ 0 & V(\varphi, \varphi^*) \end{pmatrix} \sqrt{n}(\theta - \theta^*),$$

so that  $|R_{3n}(\theta)| \leq \|\sqrt{n}(\theta - \theta^*)\|^2 \|V(\varphi, \varphi^*)\|^2$ . Repeating the same argument as used in the first part of the result, we have that

$$\begin{aligned} \sup_{\|\theta - \theta^*\| \leq \delta_n} \frac{|R_{3n}(\theta)|}{1 + n\|\theta - \theta^*\|^2} &\leq \sup_{\|\theta - \theta^*\| \leq \delta_n} \|V(\varphi, \varphi^*)\|^2 \frac{\|\sqrt{n}(\theta - \theta^*)\|^2}{1 + \|\sqrt{n}(\theta - \theta^*)\|^2} \\ &\leq \sup_{\|\theta - \theta^*\| \leq \delta_n} \|V(\varphi, \varphi^*)\|^2 = o(1). \end{aligned}$$

□

## Appendix C: Semi-Modular posteriors for the biased data example

In this section, we sketch the derivation of the exact and approximate semi-modular posterior distributions for the biased data example in Section 4.1.

Given the assumed model for  $\mathbf{w}$  and the prior for  $\eta$ , we can write the model for  $\mathbf{w}, \eta | \varphi$  as

$$w_i = (\eta + \varphi) + e_i, \quad e_i \stackrel{iid}{\sim} N(0, 1), \quad \eta \stackrel{iid}{\sim} N(0, 1).$$

From the above we see that the marginal likelihood for  $w_i$ , conditional on  $\varphi$ , is normal with mean and variance

$$\mathbb{E}[w_i | \varphi] = \varphi, \quad \text{Var}[w_i | \varphi] = (1 + \sigma_0^2),$$

so that we have

$$m_\eta(\mathbf{w} | \varphi) = \prod_{i=1}^{n_2} N\{w_i; \varphi, (1 + \sigma_0^2)\} \propto \exp\left\{-\frac{1}{2(1 + \sigma_0^2)} \sum_{i=1}^{n_2} (w_i - \varphi)^2\right\}.$$

Therefore, from  $\pi^\gamma(\varphi | \mathbf{z}, \mathbf{w}) \propto \pi_{\text{cut}}(\varphi | \mathbf{z}) m_\eta(\mathbf{w} | \varphi)^\gamma$ , we obtain

$$\begin{aligned} \pi^\gamma(\varphi | \mathbf{z}, \mathbf{w}) &\propto \pi_{\text{cut}}(\varphi | \mathbf{z}) \exp\left\{-\frac{1}{2(1 + \sigma_0^2)} \sum_{i=1}^{n_2} (w_i - \varphi)^2\right\}^\gamma \\ &\propto \exp\{-\varphi^2/2\} \exp\{-\frac{n_1}{2}(\varphi - \bar{z})^2\} \exp\{-\frac{n_2\gamma}{2(1 + \sigma_0^2)(\varphi - \bar{w})^2}\} \\ &\propto \exp\left\{-\frac{1}{2}(1 + n_1 + n_2^\gamma) \left[\varphi - \frac{n_1\bar{z} + n_2^\gamma\bar{w}}{1 + n_1 + n_2^\gamma}\right]^2\right\}, \end{aligned}$$

where  $n_2^\gamma = n_2\gamma/(1 + \sigma_0^2)$ . Recognize the above as the kernel of a normal density with mean and variance:

$$\bar{\varphi}_\gamma := \frac{n_1\bar{z} + n_2^\gamma\bar{w}}{1 + n_1 + n_2^\gamma}, \quad s_\gamma^2 := \frac{1}{1 + n_1 + n_2^\gamma}.$$



Now, we obtain the expression for the approximation to the semi-modular posterior. Let  $\eta^*$  be an arbitrary point in the high-probability density region of  $\pi(\eta|\varphi, \mathbf{w})$ . Firstly, recall that the approximate semi-modular posterior is given by  $\hat{\pi}^\gamma(\varphi|\mathbf{z}, \mathbf{w}) \propto \pi_{\text{cut}}(\varphi|\mathbf{z}) \exp\{\ln \hat{m}_\eta(\mathbf{w}|\varphi)\}$ . However, for  $n_2^\sigma = n_2 + 1/\sigma_0^2$ , we have

$$\begin{aligned} \exp\{\ln \hat{m}_\eta(\mathbf{w}|\varphi)\} &\propto \exp\left\{-\frac{1}{2} \sum_{i=1}^{n_2} (w_i - \eta^* - \varphi)^2\right\} N\left\{\eta^*; \frac{n_2}{\frac{1}{\sigma_0^2} + n_2}(\bar{\mathbf{w}} - \varphi), \frac{1}{\frac{1}{\sigma_0^2} + n_2}\right\} \\ &\propto \exp\left\{-\frac{\gamma}{2} \sum_{i=1}^{n_2} (w_i - \eta^* - \varphi)^2\right\} \exp\left\{-\frac{\gamma}{2} n_2^\sigma \left[\eta^* - \frac{n_2}{n_2^\sigma}(\bar{\mathbf{w}} - \varphi)\right]^2\right\} \end{aligned}$$

Focusing on the first term for now, and using standard manipulations we can show that

$$\begin{aligned} \exp\left\{-\frac{\gamma}{2} \sum_{i=1}^{n_2} (w_i - \eta^* - \varphi)^2\right\} &\propto \exp\left\{-\frac{\gamma n_2}{2} [\varphi - (\bar{\mathbf{w}} - \eta^*)]^2\right\} \\ &\propto \exp\left\{-\frac{\gamma n_2}{2} [\varphi - \bar{\mathbf{w}}]^2\right\} \exp\{-\gamma n_2 \eta^* \varphi\}. \end{aligned}$$

Expanding the second term and dropping terms that do not depend on  $\varphi$ , yields

$$\begin{aligned} \exp\left\{-\frac{\gamma}{2} n_2^\sigma \left[\eta^* - \frac{n_2}{n_2^\sigma}(\bar{\mathbf{w}} - \varphi)\right]^2\right\} &\propto \exp\left\{-\frac{\gamma}{2} n_2^\sigma \left[\left(\frac{n_2}{n_2^\sigma}\right)^2 (\bar{\mathbf{w}} - \varphi)^2 - 2\left(\frac{n_2}{n_2^\sigma}\right) \eta^* (\bar{\mathbf{w}} - \varphi)\right]\right\} \\ &\propto \exp\left\{-\frac{\gamma}{2} \left(\frac{n_2^2}{n_2^\sigma}\right) (\varphi - \bar{\mathbf{w}})^2\right\} \exp\{-\gamma n_2 \eta^* \varphi\}. \end{aligned}$$

Using the above, we have that

$$\begin{aligned} \exp\{\ln \hat{m}_\eta(\mathbf{w}|\varphi)\} &\propto \exp\left\{-\frac{\gamma n_2}{2} [\varphi - \bar{\mathbf{w}}]^2\right\} \exp\left\{-\frac{\gamma}{2} \left(\frac{n_2^2}{n_2^\sigma}\right) (\varphi - \bar{\mathbf{w}})^2\right\} \exp\{-\gamma(n_1 + n_2)\eta^* \varphi\} \\ &= \exp\left\{-\frac{\gamma n_2^*}{2} [\varphi - \bar{\mathbf{w}}]^2\right\} \exp\{-\gamma(n_1 + n_2)\eta^* \varphi\}, \end{aligned}$$

where  $n_2^* = n_2 + (n_2^2/n_2^\sigma)$ . Recalling that the cut posterior is given by

$$\pi_{\text{cut}}(\varphi|\mathbf{z}) \propto \exp\{-\varphi^2/2\} \exp\{-(n_1/2)(\varphi - \bar{\mathbf{z}})^2\},$$

we have

$$\begin{aligned} \hat{\pi}^\gamma(\varphi|\mathbf{z}, \mathbf{w}) &\propto \exp\left\{-\varphi^2/2 - \frac{n_1}{2}(\varphi - \bar{\mathbf{z}})^2 - \frac{\gamma n_2^*}{2} [\varphi - \bar{\mathbf{w}}]^2\right\} \times \exp\{-\gamma(n_1 + n_2)\eta^* \varphi\} \\ &\propto \exp\left\{-\frac{1}{2} [[1 + n_1 + \gamma n_2^*]\varphi^2 - 2(n_1 \bar{\mathbf{z}} + \gamma n_2^* \bar{\mathbf{w}}) \varphi]\right\} \times \exp\{-\gamma(n_1 + n_2)\eta^* \varphi\} \\ &\propto \exp\left\{-\frac{(1 + n_1 + \gamma n_2^*)}{2} \left[\varphi^2 - \frac{n_1 \bar{\mathbf{z}} + \gamma n_2^* \bar{\mathbf{w}}}{(1 + n_1 + \gamma n_2^*)}\right]^2\right\} \times \exp\{-\gamma(n_1 + n_2)\eta^* \varphi\} \\ &\propto N\left\{\varphi; \frac{n_1 \bar{\mathbf{z}} + \gamma n_2^* \bar{\mathbf{w}}}{(1 + n_1 + \gamma n_2^*)}, \frac{1}{(1 + n_1 + \gamma n_2^*)}\right\} \times \exp\{-\gamma(n_1 + n_2)\eta^* \varphi\} \end{aligned}$$

For  $n = n_1 + n_2$  large, the second term is close to unity, so that the posterior  $\hat{\pi}^\gamma(\varphi|\mathbf{z}, \mathbf{w})$  is well-approximated by a normal density.