

Hierarchical Interpretation of Neural Text Classification

Hanqi Yan*

Department of Computer Science
University of Warwick, UK
Hanqi.Yan@warwick.ac.uk

Lin Gui*

Department of Computer Science
University of Warwick, UK
Lin.Gui@warwick.ac.uk

Yulan He

Department of Computer Science
University of Warwick, UK
Alan Turing Institute, UK
Yulan.He@warwick.ac.uk

Recent years have witnessed increasing interests in developing interpretable models in Natural Language Processing (NLP). Most existing models aim at identifying input features such as words or phrases important for model predictions. Neural models developed in NLP however often compose word semantics in a hierarchical manner. Interpretation by words or phrases only thus cannot faithfully explain model decisions. This paper proposes a novel Hierarchical INTERpretable neural text classifier, called HINT, which can automatically generate explanations of model predictions in the form of label-associated topics in a hierarchical manner. Model interpretation is no longer at the word level, but built on topics as the basic semantic unit. Experimental results on both review datasets and news datasets show that our proposed approach achieves text classification results on par with existing state-of-the-art text classifiers, and generates interpretations more faithful to model predictions and better understood by humans than other interpretable neural text classifiers.

1. Introduction

Deep Learning (DL) models have achieved state-of-the-art performance in many NLP tasks (Devlin et al. 2019; Yang et al. 2019; Brown et al. 2020). Deep neural network containing many layers is usually viewed as a black box which has a limited interpretability. Recently, the field of explainable AI (XAI) has exploded with various new approaches proposed to address the problem of the lack of interpretability of deep learning models (Lipton 2018; Jacovi and Goldberg 2020; Ribeiro et al. 2020).

Methods for the interpretation of machine learning models can be broadly classified into post-hoc interpretation methods and self-explanatory methods. The former typically aims to establish the relationship between the changes in the prediction output and the changes in the input of a machine learning model in order to identify features important for model decision. For example, Jawahar, Sagot, and Seddah (2019) used probing to

* Equal contribution

examine BERT intermediate layers. [Abdou et al. \(2020\)](#) modified input text by linguistic perturbations. [Selvaraju et al. \(2020\)](#) tracked the impact from gradient changes. [Kim et al. \(2020\)](#) erased word tokens from input text by marginalising out the tokens. The self-explanatory models are able to generate explanations during model training by ‘twinning’ black-box ML model with transparent modules. For example, in parallel to model learning, an addition module is trained to interpret model behaviour and is used to regularise the model for interpretability ([Alvarez-Melis and Jaakkola 2018](#); [Rieger et al. 2020](#)). Such models however usually require expert prior knowledge or annotated data to guide the learning of interpretability modules. [Chen and Ji \(2020\)](#) proposed to improve the interpretability of neural text classifiers by inserting variational word masks into the classifier after the word embedding layer in order to filter out noisy word-level features. The interpretations generated by their model are only at the word-level and ignore hierarchical semantic compositions in text.

In this paper, we argue that simply establishing the relation between the changes in the input and the changes in the output in an ML model could identify features which are important for predictions, but ignores subtle interactions among input features. Recent approaches have been developed to build explanations through detecting feature interactions ([Singh, Murdoch, and Yu 2019](#); [Chen, Zheng, and Ji 2020](#); [Jin et al. 2020](#)). Nevertheless, they are only able to identify sub-text-spans which are important for model decisions and largely focus on sentence-level classification tasks. Another limitation of identifying the relationships between the changes in the input and the changes in the output is that features identified may suffer from the Simpson’s paradox ([Simpson 1951](#)). In a toy example shown in [Table 1](#), removing the word ‘*touching*’ causes a higher accuracy drop in the whole dataset compared to removing the word ‘*exciting*’. One may infer that ‘*touching*’ is a more important feature compared to ‘*exciting*’ in model decision. But such an observation is no longer valid when checking the prediction accuracy changes in the partitioned subsets as masking the word ‘*exciting*’ gives a higher classification accuracy drop in both subsets. To avoid the Simpson’s paradox, one possible solution is to partition the data based on some appropriate non-task-relevant attributes, which can be considered as latent topics, and re-weigh each partition for a final decision ([Johansson, Shalit, and Sontag 2016](#)). In this paper, considering the hierarchical structure of input documents, we propose a novel hierarchical interpretable neural classifier which extracts latent topics by an autoencoder and then use a graph attention network to re-weigh the training instances based on their respective latent topic distributions.

Table 1: A toy example showing the Simpson’s Paradox. A text corpus (**A11**) is randomly partitioned into two disjoint subsets (**Subset A** and **Subset B**). The two probing words used here are ‘*exciting*’ and ‘*touching*’. Each cell shows the number of misclassified samples after removing the probing word out of the total number of samples containing the corresponding word. The value in the brackets shows the classification accuracy drop (%) after removing the probing word.

Probing Word	<i>exciting</i> (Acc ↓)	<i>touching</i> (Acc ↓)
A11	14/159 (8.8%)	18/183 (9.8%)
Subset A	6/47 (12.7%)	12/96 (12.5%)
Subset B	8/112 (7.1%)	6/87 (6.9%)

We argue that a good interpretation model should be able to identify the key latent semantic factors and their compositions which contribute to the model’s final decisions. This is often beyond what word-level interpretations could capture. One example is shown

in Figure 1 in which a review document consisting of 6 sentences (shown in the upper box) is fed to a classifier for the prediction of a sentiment label. Traditional interpretation methods can only identify words which are indicative of sentiment categories as shown in the middle left box in Figure 1. However, humans are more interested in the key topics (Card, Tan, and Smith 2018; He et al. 2017) discussed in a document, their associated sentiments, and how they are composed to reach the final document-level class label. The middle centre box highlights the important topic words in each sentence. Note that traditional post-hoc word-level interpretation methods would not be able to identify these words since they are less relevant to sentiment class labels when considered in isolation. The middle right box in Figure 1 shows the associated topic for each sentence and their respective sentiment label (e.g., the sentence S_2 is associated with the topic ‘*Actor performance*’ and has a *negative* polarity), while the lower box shows the topic partition of sentences based on their topic semantic similarities. Such hierarchical explanations (from word-level label-dependent and label-independent interpretations, to sentence-level topics with their associated labels, and finally to the document-level topic partition) are generated automatically from our proposed approach. The only supervision information required for model learning is documents paired with their class labels.

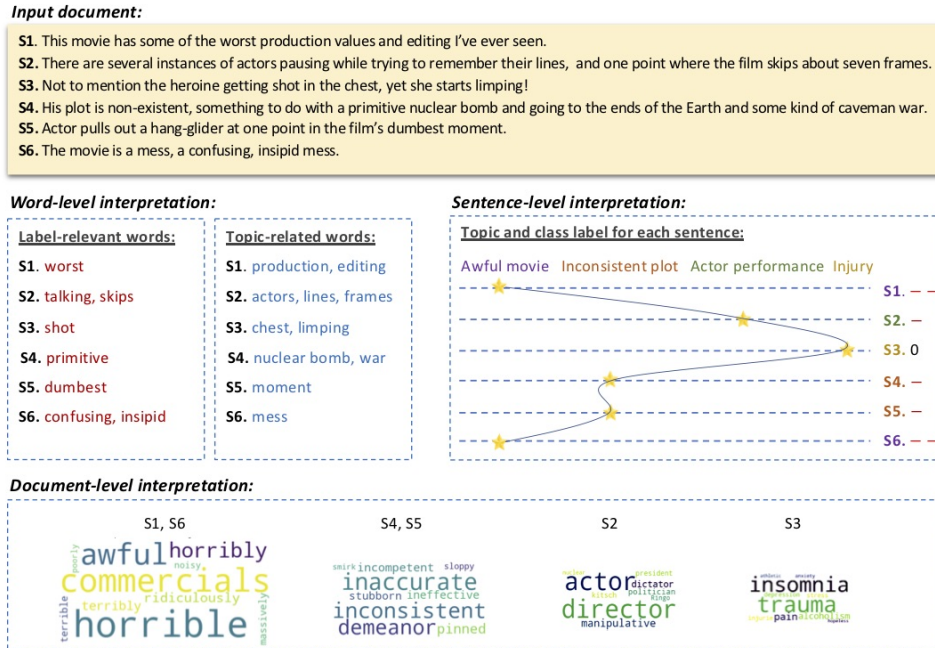


Figure 1: A hierarchical explanation example generated by our proposed method on an IMDB review. **Upper:** a review document. **Middle:** the left part shows the word-level interpretation including the label-relevant and the topic-related words, while the right part shows the sentence-level interpretation where the topic and class label for each sentence is presented, e.g., Sentence 4 is about the topic ‘*Inconsistent plot*’ with a *negative* polarity. **Lower:** The document-level interpretation shows the topic partition for the 6 sentences in the review. The size of a word cloud indicates its relative importance in the document. It is clear that the negative polarity of the review is mainly due to the complaint about the *inconsistent plot* and the actors’ *performance*. The word-, sentence- and document-level interpretations are generated automatically by our model.

As will be shown in the experiments section, our proposed approach achieves comparable classification performance compared to existing state-of-the-art neural text classifiers when evaluated on three document classification datasets. Moreover, it generated interpretations more faithful to model predictions and better understood by humans compared to word-level interpretation methods.

In summary, our contributions are three-fold:

- We propose a neural text classifier with built-in interpretability which can generate hierarchical explanations by identifying both label-dependent and topic-related words at the word level, detecting topics and their associated labels at the sentence-level and finally generating a topic/label composition tree which gives the final classification result.
- The evaluation of explanations generated by our approach show that it generates interpretations better understood by humans and more faithfully for model predictions compared to existing word-level interpretation methods.
- Experimental results show that our proposed approach performs on par with the existing state-of-the-art methods on the three document classification datasets.

2. Related Work

Our work is related to the following lines of research:

2.1 Post-hoc Interpretation

Post-hoc interpretation methods typically aim to identify the contribution of input attributes or features to model predictions. For example, [Wu et al. \(2020\)](#) proposed a perturbation-based method to interpret pre-trained language models used for dependency parsing. [Niu et al. \(2020\)](#) evaluated the robustness and interpretability of neural-network-based machine translation models by slightly perturbing input. [Abdou et al. \(2020\)](#) proposed a new dataset for evaluating model interpretability by seven different ways of linguistic perturbations. [Kim et al. \(2020\)](#) argued that interpretation methods that measure the changes in prediction probabilities by erasing word tokens from input text may face the out-of-distribution (OOD) problem. They proposed to marginalise out a token in an input sentence to mitigate the OOD problem. [Jin et al. \(2020\)](#) and [Chen, Zheng, and Ji \(2020\)](#) built hierarchical explanations through detecting feature interactions. But their models can only identify sub-text-spans which are important for model decisions and largely focus on sentence-level classification tasks.

2.2 Self-Explanatory Models

Different from post-hoc interpretation, self-explanatory methods aim to generate explanations during model training with the interpretability naturally built-in. Existing work utilises mutual information ([Chen et al. 2018](#); [Guan et al. 2019](#)), attention signals ([Zhou, Zhang, and Yang 2020](#)), Bayesian network ([Chen et al. 2020](#); [Tang, Hahn-Powell, and Surdeanu 2020](#)), or information bottleneck ([Alvarez-Melis and Jaakkola 2018](#); [Bang et al. 2019](#)) to identify the key attributes or features from input data. For example, [Zhou, Zhang, and Yang \(2020\)](#) used a variational autoencoder based classifier to identify operational risk in model training. [Chen et al. \(2020\)](#) recognised name entities from clinical records and used a Bayesian network to obtain interpretable predictions. [Zhang et al. \(2020\)](#) proposed an interpretable relation recognition approach by Bayesian Structure Learning.

Tang, Hahn-Powell, and Surdeanu (2020) proposed a rule-based decoder to generate rules for model explanation. Zanzotto et al. (2020) proposed a kernel-based encoder for interpretable embedding metric to visualise how syntax is used in inference. Jiang et al. (2020) incorporated regular expressions into recurrent neural network training for cold-start scenarios in order to obtain interpretable outputs. Chen and Ji (2020) proposed variational word masks (VMASK) which are inserted into a neural text classifier after the word embedding layer in order to filter out noisy word-level features, forcing the classifier to focus on important features to make predictions.

In general, existing self-explanatory methods mainly focus on tracking the influence of input features on model outputs and use it as constraints for model learning. But they ignore the subtle interplay of input attributes. In this paper, we propose a novel Hierarchical INterpretation (HINT) model, which can generate interpretations at different granularity levels and achieve classification performance on par with the existing state-of-the-art neural classifiers.

2.3 Interpretation based on Attentions

The attention mechanisms have been widely used in neural architectures applied to various NLP tasks. It is common to use attention weights to interpret models’ predictive decisions (Li, Monroe, and Jurafsky 2016; Lai and Tan 2019; De-Arteaga et al. 2019). In recent years, however, there have been work showing that attention is not a valid explanation. For example, Jain and Wallace (2019) found that it is possible to identify alternative attention weights after the model is trained, which produced the same predictions. Serrano and Smith (2019) modified attention weights in already-trained text classification models and analysed the resulting differences in their predictions. They concluded that attention cannot be used as a valid indicator for model predictions. While the aforementioned work modified attention weights in a post-hoc manner after a model was trained, Pruthi et al. (2020) proposed to modify attention weights during model learning and produced models whose *actual* weights could lead to deceived interpretations. Wiegrefe and Pinter (2019) argued the validity of the claim in prior work (Jain and Wallace 2019) and proposed alternative experimental design to test when/whether attention can be used as explanation. Their results showed that prior work does not disprove the usefulness of attention mechanisms for explainability.

3. Hierarchical Interpretable Neural Text (Hint) Classification Model

Our proposed **H**ierarchical **I**nterpretable **N**eural **T**ext (HINT) classification model is shown in Figure 2. For each sentence in an input document, a dual representation learning module (§3.1) is used to generate the contextual representation guided by the document class label and the latent topic representation, from which the word-level interpretations can be generated. To aggregate the sentences with similar topic representations, we create a fully-connected graph (§3.2), whose nodes are initialised by the sentence contextual representations and edges are topic similarity values of the respective sentence nodes. Sentence interactions are captured by a single-layer Graph Attention Network to derive the document representation for classification. In what follows, we describe each of the modules of HINT in detail. The notations used in this article are shown in Table 2.

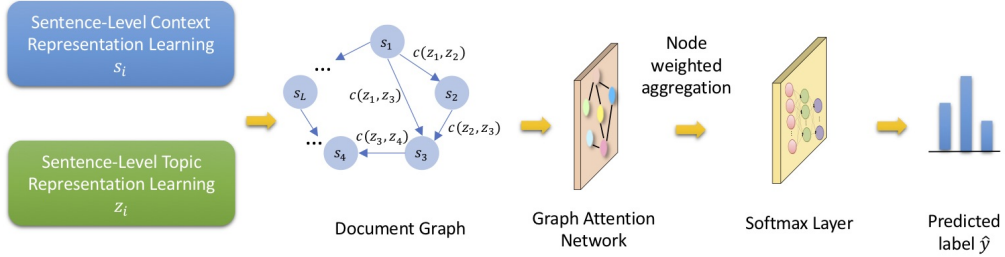


Figure 2: Overall architecture of our proposed dual representation learning framework which consists of two main modules: (a) for a given sentence i , the *sentence-level context representation learning* module generates the context representation s_i while the *sentence-level topic representation learning* module produces the topic representation z_i ; (b) A document graph is constructed in which each node represents a sentence and its embedding is initialised by its associated context representation s_i , the weight of the edge connecting two nodes is determined by the similarity between their corresponding topic representations, denoted as $c(z_i, z_j)$. Node representations are updated by a Graph Attention Network and the document representation is derived by weighted aggregation of the node representations. Finally, the document representation is fed to a softmax layer to predict the class label \hat{y} .

3.1 Dual Module for Sentence-Level Representation Learning

The dual module captures the sentence contextual and latent topic information separately. In particular, we hope that the sentence-level context representation would capture the label-dependent semantic information, while the sentence-level topic representation would encode label-independent semantic information shared across documents regardless of their class labels.

3.1.1 Context Representation Learning. In the *sentence-level context representation learning module* shown in Figure 3a, the goal is to capture the contextual representation of a sentence with word-level label-relevant features. Hence, we choose to use a bidirectional LSTM (biLSTM) network, which is used to capture the contextual semantics information conveyed in a sentence, with attention mechanism which can capture the task relevant weight for interpretation (Yang et al. 2016).

Assuming that a document d contains M_d sentences, $\mathbf{w}_d = \{s_1, s_2, \dots, s_{M_d}\}$, and each sentence indexed by i contains L words with each word represented by a pre-trained N -dimensional word embedding, $\mathbf{s}_i = \{x_{i1}, x_{i2}, \dots, x_{iL}\}, x_{ij} \in \mathbb{R}^N$, then the hidden representation for each word x_{ij} , denoted as $h_{ij} \in \mathbb{R}^N$, is obtained by

$$\{h_{i1}, h_{i2}, \dots, h_{iL}\} = \text{biLSTM}_\phi(x_{i1}, x_{i2}, \dots, x_{iL}) \quad (1)$$

where h_{ij} is the hidden representation of input word x_{ij} learned by the encoder biLSTM_ϕ with learnable parameters ϕ . Based on the learned word representation, we aggregate the context representation of sentence i , denoted as \mathbf{s}_i , by a two-layer Multi-Layer Perceptron

Table 2: Notations used in the article.

Symbol	Description
Sentence Representation Learning Module	
N	The dimension of input word embeddings and learned sentence embeddings.
$x_{ij} \in \mathbb{R}^N$	The input embedding of j -th word in i -th sentence.
$\mathbf{s}_i \in \mathbb{R}^N$	The learned embedding of i -th sentence.
biLSTM_ϕ	The bidirectional LSTM encoder with learnable parameter set ϕ .
$u_{ij} \in \mathbb{R}^{N/2}$	The attention vector for j -th word in i -th sentence.
$a_{ij} \in \mathbb{R}$	The attention signal for j -th word in i -th sentence.
Topic Representation Learning Module	
K	The dimension of topic embeddings.
β_{ij}	The topic based attention signal for j -th word in i -th sentence.
ω	The parameter set in topic based attention learning, which includes $W_\mu, W_\omega \in \mathbb{R}^{N \times K}$ and $b_\mu, b_\omega \in \mathbb{R}^K$.
$\mathbf{r}_i \in \mathbb{R}^N$	The sentence representation of the i -th sentence derived based on the word-level topic attentions β_{ij} .
$\mathbf{z}_i \in \mathbb{R}^K$	The topic representation of the i -th sentence.
$\mathbf{r}'_i \in \mathbb{R}^N$	The reconstructed sentence representation of the i sentence based on the learned autoencoder.
\mathcal{R}_i, λ_i	The regularisation term and its corresponding weight.
z_{ik}	The probability that a sentence i belongs to the k -th topic, also represented as $P(t_k \mathbf{s}_i)$.
g_k^d	The occurrence probability of the k -th topic in document d , also defined as $P(t_k d)$.
Document Representation Learning Module	
c_{ij}	The similarity between the i -th and j -th sentence based on the learned topic representation.
e_{ij}	The static edge weight derived by normalising c_{ij} .
\mathbf{s}_i^l	The representation of the i -th sentence learned by the graph attention network in the l -th iteration, where \mathbf{s}_i^0 is initialised by \mathbf{s}_i .
\mathbf{w}_d	The representation of document d .
η_a, η_b	The weight of different term in the loss function for document representation learning.

(MLP) based attention:

$$u_{ij} = \tanh(W_s \cdot h_{ij} + b_s), \quad \alpha_{ij} = \frac{\exp(\gamma^\top \cdot u_{ij})}{\sum_{j'} \exp(\gamma^\top \cdot u_{ij'})}, \quad \mathbf{s}_i = \sum_{j=1}^L \alpha_{ij} \cdot h_{ij}, \quad (2)$$

where $W_s \in \mathbb{R}^{N \times N/2}, b_s \in \mathbb{R}^{N/2}$ are learnable parameters for first layer perceptron with active function of \tanh , the output of the first layer perceptron, $u_{ij} \in \mathbb{R}^{N/2}$, is the attention vector of the j -th word in the i -th sentence. In the second layer perceptron, we use an inner product based mapping function with softmax normalisation to capture the attention signal of α_{ij} for u_{ij} . Here, γ is a learnable vector in the second-layer MLP and shared among all sentences, which can be considered as a centre point for label relevant representation in the latent space, or a global context vector. The similarity between the word representation after the first layer perceptron, u_{ij} , and γ reflects the importance

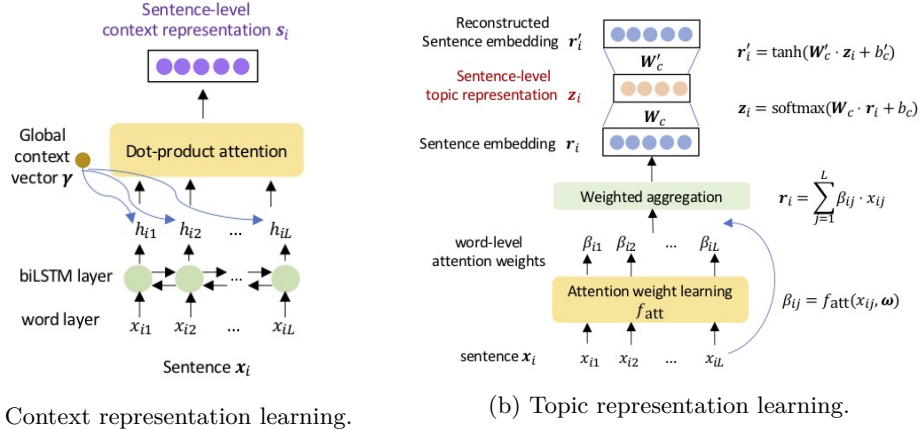


Figure 3: Sentence-level context and topic representation learning.

of the corresponding word in the classification. We use \mathbf{s}_i to denote the learned context representation for the i -th sentence in a document d .

The aforementioned approach in producing the sentence-level contextual representations is the typical way in encoding sentence semantics. When used in building neural classifiers, we would expect such representations implicitly capture the class label information. More concretely, its word-level attention weights can be used to indicate words which are important for text classification decisions. Taking sentiment classification as an example, as have been previously shown in hierarchically-stacked LSTM or GRU networks, words with higher attention weights are often indicative of polarities (Yang et al. 2016).

3.1.2 Topic Representation Learning. Sentence-level contextual representations learned in Section 3.1.1 implicitly inject label information to \mathbf{s}_i and capture label-dependent word features. Here, we propose to use a label-independent approach to capture the hidden relationships between input words to obtain latent topics, which could be subsequently used to determine their potential contributions to class labels, in order to enhance the generalisation and interpretability.

We propose to use a Bayesian inference based autoencoder to learn the sentence-level topic representation, as shown in Figure 3b. More concretely, we assume the conditional probability of k -th topic t_k given a sentence \mathbf{x}_i , denote as $P(t_k|\mathbf{x}_i)$, is obtained by the conditional probability of the corresponding topic given its constituent words x_{ij} by:

$$P(t_k|\mathbf{x}_i) = \sum_{j=1}^L P(t_k|x_{ij}) \cdot P(x_{ij}|\mathbf{x}_i) \quad (3)$$

In this equation, $P(t_k|x_{ij})$ can be learned by an autoencoder and $P(x_{ij}|\mathbf{x}_i)$ is obtained by a Bayesian inference approach. In particular, we denote $P(x_{ij}|\mathbf{x}_i)$ as β_{ij} , which can be considered as the topic-based attention weight of a word x_{ij} in a sentence \mathbf{x}_i . It is a latent variable and its value is given by a stochastic generative process:

$$\beta_{ij} = f_{\text{att}}(x_{ij}, \boldsymbol{\omega}), \quad \boldsymbol{\omega} \sim \mathcal{N}(\mu_{\boldsymbol{\omega}}, \sigma_{\boldsymbol{\omega}}^2), \quad (4)$$

where x_{ij} is the embedding of the j -th word in i -th sentence, ω denotes the parameters for attention weight learning. More generally, we aim to learn $p(\omega|\mathcal{D}) \propto p(\mathcal{D}|\omega)p(\omega)$ where \mathcal{D} denotes all the training documents, and ω is sampled from the variational posterior $q(\omega|\mathcal{D})$ which also assumes following a Gaussian distribution and can be approximated by a neural network, i.e.,

$$\boldsymbol{\mu}_\omega = f_\mu(x_{ij}) = \text{sigmoid}(W_\mu \cdot x_{ij} + b_\mu), \quad (5)$$

$$\boldsymbol{\sigma}_\omega^2 = f_\sigma(x_{ij}) = \text{sigmoid}(W_\sigma \cdot x_{ij} + b_\sigma), \quad (6)$$

$$\epsilon \sim \mathcal{N}(0, \mathbf{I}), \quad f_{\text{att}}(x_{ij}, \omega) = \boldsymbol{\mu}_\omega + \boldsymbol{\sigma}_\omega \cdot \epsilon. \quad (7)$$

Here, f_μ, f_σ are MLP-based approximation to obtain the mean and variance of the input word representation, where $W_\mu, W_\sigma \in \mathbb{R}^{N \times K}$ and $b_\mu, b_\sigma \in \mathbb{R}^K$ are learnable parameters in the MLP layer, \mathbf{I} is the identity matrix. The parameters in these layers are shared across all input words.

Once the word-level attention weights are learned, the sentence embedding, denoted as $\mathbf{r}_i \in \mathbb{R}^N$ is obtained by $\mathbf{r}_i = \sum_{j=1}^L \beta_{ij} \cdot x_{ij}$. We then feed the sentence-level representation \mathbf{r}_i into an autoencoder to generate the reconstructed representation \mathbf{r}'_i :

$$\mathbf{z}_i = \text{softmax}(\mathbf{W}_c \cdot \mathbf{r}_i + \mathbf{b}_c), \quad \mathbf{r}'_i = \tanh(\mathbf{W}'_c \cdot \mathbf{z}_i + \mathbf{b}'_c) \quad (8)$$

where $\mathbf{W}_c, \mathbf{W}'_c \in \mathbb{R}^{N \times K}$, $\mathbf{b}_c, \mathbf{b}'_c \in \mathbb{R}^K$ are learnable parameters which can be used to generate topics, $\mathbf{z}_i \in \mathbb{R}^K$ is the hidden topic vector which is considered as the sentence-level topic distribution for i -th sentence and $\mathbf{r}'_i \in \mathbb{R}^N$ is the reconstructed sentence representation for i -th sentence based on the corresponding topic representation \mathbf{z}_i . Since $p(\mathcal{D}|\omega)$ is intractable, we resort to neural variational inference to maximise the Evidence Lower BOund (ELBO) that

$$\mathcal{L}_e(\mathbf{w}_d) = \sum_{i=1}^{M_d} \log p(\mathbf{r}'_i | x_{ij}, \omega) - D_{KL}(q(\omega|\mathcal{D}) || p(\omega)) \quad (9)$$

where \mathbf{w}_d denotes the representation for document d . The first term denotes the reconstructed sentence representation, and the second term is the KL diversity measuring the difference between the variational posterior and the prior distribution. The posterior distribution is learned from the training corpus \mathcal{D} , while the prior distribution of ω is a normal distribution¹.

Regularisation Terms. In the following, we introduce a number of regularisation terms used in our model.

Orthogonal regularisation. To make learned sentence-level topic representation different from the sentence-level context representation, we simultaneously minimise the inner prod-

¹ Note that ω is shared among all inputs, which is different from typical latent variable models in which a local latent variable is associated with each individual input.

uct between the reconstructed sentence representation \mathbf{r}'_i and the context representation \mathbf{s}_i . Hence, we define an orthogonal regularisation term as follow:

$$\mathcal{R}_1(\mathbf{w}_d) = \sum_i^{M_d} \|\mathbf{r}'_i \cdot \mathbf{s}_i\|_2 \quad (10)$$

Topic uniqueness regularisation. Note that the learned topics might be redundant, i.e., different topics might contain many overlapping words. To ensure the diversity of the resulting topics learned, we add a regularisation term to the objective function to encourage the uniqueness of each topic embedding.

$$\mathcal{R}_2(\mathbf{w}_d) = \|\mathbf{W}'_c \cdot \mathbf{W}'_c{}^\top - \mathbf{I}\|_2 \quad (11)$$

where \mathbf{I} is the identity matrix, and \mathbf{W}'_c is the decoder matrix defined in Eq. (8), where each column can be extracted as the representation of a topic. $\mathcal{R}_2(\mathbf{w}_d)$ reaches its minimum value when the dot product between any two different topic representations is zero.

Topic discrepancy regularisation. Based on the topic representations, \mathbf{z}_i , we can essentially partition text into different groups. Inspired by [Johansson, Shalit, and Sontag \(2016\)](#), we propose another regularisation term to re-weight different partitions.

Intuitively, we want to reduce the discrepancy between different latent topics weighted by the posterior probability of topics given text in order to prevent the learner from using “unreliable” topics of the data when trying to generalise from the factual to counterfactual domains. For example, if in our movie reviews, very few people mentioned the topic of ‘*source effect*’, inferring the attitude towards this topic is highly prone to error. As such, the importance of this topic should be down weighted.

Without loss of generality, assuming an input sentence \mathbf{x}_i contains L words, $\mathbf{x}_i = \{x_{i1}, x_{i2}, \dots, x_{iL}\}$, where x_{ij} is the word embedding of the j -th word in i -th sentence. Each sentence is mapped to a latent topic distribution with K dimensions, $\mathbf{z}_i = \{z_{i1}, z_{i2}, \dots, z_{iK}\}$, with each of its elements representing the probability that the input sentence i belongs to the k -th topic, $z_{ik} = P(t_k|\mathbf{x}_i)$. The occurrence probability of the k -th topic in document d is defined as:

$$P(t_k|d) = \frac{1}{M_d} \sum_{i=1}^{M_d} P(t_k|\mathbf{x}_i) = \frac{1}{M_d} \sum_{i=1}^{M_d} z_{ik} = g_k^d, \quad (12)$$

Inspired by [Johansson, Shalit, and Sontag \(2016\)](#), in which the discrepancy is defined as a function of the distance between the weighted population means, we define the discrepancy between two topics, t_a, t_b , in a document d as the distance between two topic representations weighted by their occurrence probabilities in document d :

$$\begin{aligned} disc(t_a, t_b) &= 1 - \cos(P(t_a|d)\zeta_{t_a}, P(t_b|d)\zeta_{t_b}) \\ &\propto 1 - (g_a^d \cdot W_{ca})(g_b^d \cdot W'_{cb})^\top, \end{aligned} \quad (13)$$

where $\cos(\cdot)$ denotes the cosine similarity function, ζ_{t_a} denotes the representation of the topic t_a (similarly for ζ_{t_b}), and is equivalent to W_{ca} , the a -th column of the encoder matrix. A brief explanation of why W_{ca} can be considered as the representation of topic t_a will be given in Section 4. In Eq. (13), the topic representations W_{ca} and W_{cb} are

global and are shared across all documents, while the topic occurrence probabilities g_a^d and g_b^d are local and are specific to document d . To understand the effect of applying a regularisation term defined based on Eq. (13), we illustrate below the derivation of the gradient on topic t_a 's representation ζ_{t_a} . First, assuming the regularisation term defined based on Eq. (13) is $\mathcal{R}(\text{disc}(t_a, t_b))$, then the corresponding gradient on topic t_a 's representation ζ_{t_a} is $\frac{\partial \mathcal{R}(\text{disc}(t_a, t_b))}{\partial \text{disc}(t_a, t_b)} \cdot \frac{\partial \text{disc}(t_a, t_b)}{\partial \zeta_{t_a}}$. Without loss of generality, we do not give a specific formula of the regularisation function here and only focus on the second component, $\frac{\partial \text{disc}(t_a, t_b)}{\partial \zeta_{t_a}}$:

$$\begin{aligned}
\frac{\partial \text{disc}(t_a, t_b)}{\partial \zeta_{t_a}} &= -\left(\frac{\partial g_a^d \cdot W_{ca}}{\partial W_{ca}}\right) \cdot (g_b^d \cdot W_{cb})^\top \\
&= -\left(\frac{\partial \sum_{i=1}^{M_d} \mathbf{s}_i \cdot W_{ca}^\top \cdot W_{ca}}{\partial W_{ca}}\right) \cdot \frac{(g_b^d \cdot W_{cb})^\top}{M_d} \\
&= -2 \cdot g_b^d \frac{\sum_{i=1}^{M_d} \mathbf{s}_i \cdot W_{ca} \cdot W_{cb}^\top}{M_d} \\
&\propto -2 \cdot g_b^d \cdot \cos(\zeta_{t_a}, \zeta_{t_b}) \frac{\sum_{i=1}^{M_d} \mathbf{s}_i}{M_d}, \tag{14}
\end{aligned}$$

The above result state that if two input topics have similar representations, or have higher occurrence probabilities in the current document, they will obtain larger updates which push their representations closer to the representation of the current document calculated based on the mean pooling of its constituent sentences. Essentially, the discrepancy term separates the document representations based on the topic similarities, then updates the corresponding topic distribution based on the topic occurrence probabilities and the document representation.

We can extend the discrepancy term to cater for all possible topic pairs as:

$$\text{Disc}_d = \begin{bmatrix} \text{disc}(t_1, t_1) & \text{disc}(t_1, t_2) & \cdots & \text{disc}(t_1, t_K) \\ \text{disc}(t_2, t_1) & \text{disc}(t_2, t_2) & \cdots & \text{disc}(t_2, t_K) \\ \vdots & \vdots & \ddots & \vdots \\ \text{disc}(t_K, t_1) & \text{disc}(t_K, t_2) & \cdots & \text{disc}(t_K, t_K) \end{bmatrix} = \mathbf{1}_{K \times K} - P_m(d) \odot \mathbf{W}'_c \mathbf{W}_c^\top, \tag{15}$$

where $\mathbf{1}_{K \times K}$ is a $k \times k$ matrix in which all elements are 1, \odot is the element-wise product, $P_m(d)$ is defined as:

$$P_m(d) = \begin{bmatrix} g_1^d \cdot g_1^d & g_1^d \cdot g_2^d & \cdots & g_1^d \cdot g_K^d \\ g_2^d \cdot g_1^d & g_2^d \cdot g_2^d & \cdots & g_2^d \cdot g_K^d \\ \vdots & \vdots & \ddots & \vdots \\ g_K^d \cdot g_1^d & g_K^d \cdot g_2^d & \cdots & g_K^d \cdot g_K^d \end{bmatrix}, \tag{16}$$

We can then define the discrepancy term based regularisation by l_2 norm as $\|\mathbf{1}_{K \times K} - P_m(d) \odot \mathbf{W}'_c \mathbf{W}_c^\top\|_2$. The gradient of such a regularisation term with respect to a specific topic representation would guide its movement towards the centroid of the other topics weighted by their occurrence probabilities defined in Eq. (12). While the topic uniqueness regularisation term defined in Eq. (11) aims to ensure the orthogonality among topics,

the discrepancy term based regularisation will push the representations of major topics closer to the input document representation.

In practice, to achieve the balance between two regularisation terms, we combine the discrepancy term based regularisation with the topic uniqueness regularisation defined in Eq. (11) as:

$$\mathcal{R}_2(\mathbf{w}_d) = \|\mathbf{W}'_c \cdot \mathbf{W}'_c{}^\top - (\alpha \cdot \mathbf{I} + (1 - \alpha) \cdot P_m^{-1}(d))\|_2, \quad (17)$$

where $\alpha \in (0, 1)$ determines the contribution of the topic uniqueness term. For any $P_m^{-1}(d)_{ij}$, which denotes the the i -th row and j -th column element in $P_m^{-1}(d)$, $P_m^{-1}(d)_{ij} = 1/(g_i^d \cdot g_j^d)$. In our experiments, we set $\alpha = 0.5$.

Final objective function. The final objective function L_{topic} for sentence-level topic representation learning is defined below, where λ_1 and λ_2 are used to control the relative contributions of different terms.

$$\mathcal{L}_{\text{topic}}(\mathbf{w}_d) = \mathcal{L}_e(\mathbf{w}_d) + \lambda_1 \cdot \mathcal{R}_1(\mathbf{w}_d) + \lambda_2 \cdot \mathcal{R}_2(\mathbf{w}_d) \quad (18)$$

3.2 Document Modelling

After obtaining the sentence-level context representations \mathbf{s}_i and latent topic representations \mathbf{z}_i , the next step is to aggregate such representations to derive the document-level representation for classification.

Graph Node Update. We represent each document by a graph in which the nodes represent sentences $\{\mathbf{s}_i\}_{i=1}^{M_d}$ in the document d and the edges linking every two nodes measure their topic similarities. Each graph node is initialised by its respective sentence-level context representation \mathbf{s}_i . The topic similarity c_{ij} between the i -th sentence and j -th sentence is defined as the inner-product of their latent topic vectors, $c_{ij} = \mathbf{z}_i^\top \mathbf{z}_j$.

Graph Attention Networks (GATs) is applied to update the graph nodes. Classic GATs learn attention weights via applying self-attention on node features, and update the edge weights during training. Here, we leverage the normalised topic similarity $e_{ij} = \text{softmax}(c_{ij})$ as the static edge weight and aggregate the sentences sharing the similar topics. In this way, the topic learning process is separate from label prediction. The graph node features are updated as follow:

$$\mathbf{s}_i^{\ell+1} = \text{Relu}\left(\sum_{j \in \mathcal{N}_i} e_{ij} \mathbf{W} \mathbf{s}_j^\ell\right), \quad (19)$$

where $\mathbf{s}_i^{\ell+1}$ denotes the hidden representation of node (or sentence) \mathbf{x}_i in the $(\ell + 1)$ th iteration and \mathbf{s}_i^0 is initialised by the context sentence representation \mathbf{s}_i learned from Context Representation Learning module, \mathcal{N}_i denotes the neighbours of node i , \mathbf{W} is the learnable weight matrix for the graph nodes.

Document Classification. For a document d given the last layer output from its graph, $\{\mathbf{s}_i^L\}_{i=1}^{M_d}$, we average the M_d node representations as the document representation, $\mathbf{w}_d = (\mathbf{s}_1^L + \mathbf{s}_2^L \dots + \mathbf{s}_{M_d}^L)/M_d$. The document representation is fed to our classification layer (i.e., softmax) to generated the predicted outputs, $\hat{y} = \text{softmax}(\mathbf{W}_d)$. The classification loss is

defined as:

$$\mathcal{L}_c(\mathbf{w}_d) = - \sum_{c=1}^C y_c \cdot \log(\hat{y}_c) \quad (20)$$

where C denotes the total number of class categories. The final loss function is defined as:

$$\mathcal{L}_{final}(\mathbf{w}_d) = \eta_a \cdot \mathcal{L}_{\text{topic}}(\mathbf{w}_d) + \eta_b \cdot \mathcal{L}_c(\mathbf{w}_d) \quad (21)$$

where η_a and η_b are the weights to control the contribution of the respective loss to the final objective function.

4. Model Interpretation Generation

For a given document d , the proposed model can not only predict a label, but also generate a hierarchical interpretation for its prediction. Taking the document in Figure 1 as an example, we will elaborate below how to generate the word- and sentence-level explanations, as well as the composition of sentence-level topics/labels to reach the final model prediction.

Word-Level Interpretation Generation. The dual module learns a context representation and a topic representation of a sentence. The approach in producing the context representations is the typical way in encoding sentence semantics (§3.1.1). When used in building neural classifiers, we would expect such representations implicitly capture the class label information. More concretely, its word-level attention weights can be used to identify words which are associated with the class label. For the example shown in Figure 1, label-relevant words such as ‘*worst*’ is indicative of the *Negative* polarity. The latent topic learning module (§3.1.2) aims to capture latent topics shared across all documents regardless of their class labels. The word-level attention weights are generated by a stochastic process as shown in Eq. (4). It can be observed that words identified in this way are more topic-related (such as ‘*production*’ and ‘*actors*’) and are less relevant to the class label.

To extract topic words (the word cloud in Figure 1), we multiply the word embeddings matrix $E \in \mathbb{R}^{V \times N}$ with the weight matrix $\mathbf{W}_c \in \mathbb{R}^{N \times K}$ from the topic encoder network (Eq. (8) in §3.1.2), where V denotes the vocabulary size. N is the word embedding dimension and K is the topic number. The resulting matrix has the dimension of $V \times K$. We can then extract the top- n words from each topic dimension as the topic words. In the following, we explain why each column in the resulting matrix can be considered as a topic.

In Section 3.1, we assume the topic distribution is obtained by an encoder-decoder formulation in Eq. (8), its topic representation for sentence \mathbf{x}_i , denote as z_i , is a K -dimension vector of $z_i = \{z_{i1}, z_{i2}, \dots, z_{iK}\}$, with each of its elements representing the probability that the input sentence belongs to the k -th topic, $z_k = P(t_k|\mathbf{x})$: and the encoder layer can be rewritten as a softmax function which generates a probability:

$$z_{ik} = \frac{\exp(W_{ck}^\top \cdot \sum_j x_{ij} \cdot P(x_{ij}|\mathbf{x}_i) + b_{ck})}{\sum_m \exp(W_{cm}^\top \cdot \sum_j w_j \cdot P(x_{ij}|\mathbf{x}_i) + b_{cm})},$$

where W_{ck} is the k -th column of the encoder matrix $\mathbf{W}_c = \{W_{c1}, W_{c2}, \dots, W_{cK}\}$, and $\mathbf{b}_c = \{b_{c1}, b_{c2}, \dots, b_{cK}\}$ is the bias term. We then have:

$$z_k \propto W_{ck}^T \cdot \sum_j x_{ij} \cdot P(x_{ij}|\mathbf{x}_i) + b_{ck} \propto W_{ck}^T \cdot \sum_j x_{ij} \cdot P(x_{ij}|\mathbf{x}_i) \quad (22)$$

Since the activation function in our network is bijection, we can simply take $z_k \propto W_{ck}^T \cdot \mathbf{x}_i$ to guarantee that Eq. (22) is correct. Therefore, we can use the corresponding column in the encoder matrix to search the whole vocabulary to sort the top- n words in each topic.

Furthermore, according to the central limit theorem, the inner product of $W_{ck}^T \cdot \mathbf{x}_i$ approximates to a cosine similarity between two vectors. W_{ck} can be treated as a topic vector which is the centroid of the corresponding cluster of its associated words in the word embedding space. The topic vector can be fed into the final classification layer to obtain its class label.

Sentence-Level Interpretation Generation. From the sentence-level latent topic representation, we can identify the most prominent topic dimension in the hidden topic vector z_i and use it as the topic label for each sentence. As has been illustrated in the lower part (word cloud) in Figure 1, the topics that correspond to the six sentences can be summarised as ‘Awful movie’, ‘Inconsistent Plot’, ‘Actor performance’, and ‘Injury’ from left to right.² We can also infer the class label of each sentence by feeding the contextual sentence representation into the classification layer of HINT and obtain probabilities of class labels, thus obtaining its class-associated intensity.

Document-Level Interpretation Generation. Once the topic and class label for each sentence is obtained, we can aggregate sentences based on the similarity of their latent topic representations. The contextual representation of the document is obtained by taking the weighted aggregation of its constituent sentence contextual representations, where the weights are the topic similarity values. As sentences are assigned to various topics, we can easily study how topics and their associated class labels change throughout the document. In addition, we can also infer the most prominent topic in the document.

5. Experimental Setup

5.1 Datasets

We conduct experiments on three English document datasets, including two review datasets: the original *IMDB* (Maas et al. 2011) and patient reviews extracted from *Yelp*³, as well as the *Guardian News Dataset*⁴. For *Yelp* reviews, we retrieve patient reviews based on a set of predefined keywords⁵. Each review is accompanied with keywords indicating its associated healthcare categories. Since the majority of reviews have ratings of either 1 or 5 stars, we only keep the reviews with 1 and 5 stars as negative and positive

² The topic labels are manually assigned for better illustration. The actual topic outputs from our model are word clouds, each of which containing the top-10 topic words from global vocabulary as shown in Figure 1.

³ <https://www.yelp.com/dataset>

⁴ <https://www.kaggle.com/sameedhayat/guardian-news-dataset/tasks>

⁵ All the keywords are listed in Appendix B.

instances, respectively. The IMDB dataset also has two class categories (*positive* and *negative*). Yelp has positive reviews twice of negative ones while IMDB has a balanced class distribution. As the IMDB dataset does not provide the train/test split, we follow the same split proportion as that in the implementation of Scholar⁶. The Guardian News dataset contains 5 categories, i.e., *Sports*, *Politics*, *Business*, *Technology* and *Culture*, from which nearly 40% documents are in the *Sports* category and less than 10% and 5% documents are in the *Technology* and *Culture* categories, respectively. The data statistics are shown in Table 3.

Table 3: Datasets Statistics. Guardian News has the largest average document length and most unbalanced class distribution.

Datasets	Avg. Length	Class ratio	#Train	#Test
Yelp	139	2:1	140k	20k
IMDB	218	1:1	25k	25k
Guardian	1,024	4:2.5:2:1:0.5	37.03k	15.87k

5.2 Baselines

We compare our approach with the following baselines:

- *CNN*: In our experiments, the kernel sizes are 3,4,5, and the number of kernels of each size is 100.
- *LSTM*: For each document, words are fed into LSTM sequentially and composed by mean pooling. A softmax layer is stacked to generate the class prediction. We also report the results of LSTM with an attention mechanism (LSTM+Att).
- *HAN* (Yang et al. 2016): The Hierarchical Attention Network which stacks two bidirectional Gated Recurrent Units and applies two levels of attention mechanisms at the sentence-level and the document-level, respectively.
- *BERT* (Devlin et al. 2019): We feed each document into BERT as a long sequence with sentences separated by the [SEP] token, which is fine-tuned on our data. We truncate documents with length over 512 tokens and use the representation of the [CLS] token for classification.
- *Scholar* (Card, Tan, and Smith 2018): A neural topic model trained with variational autoencoder (Kingma and Welling 2014) with document-level class labels incorporated as supervised information. Scholar essentially learns a latent topic representation of an input document and then predicts the class label conditional on the latent topic representation.
- *VMASK* (Chen and Ji 2020): The model applies variational word masking strategy to mask out unimportant words to improve interpretability of neural text classifiers. During training, the binary mask is derived from the *Gumbel-softmax* operator on the non-linear transformation of an input sentence, and then element-multiplication is applied on the mask and the sentence to remove the unimportant words. In inference, they use softmax to get a softened version of the mask, instead. We report

⁶ <https://github.com/dallascard/scholar>

results from two variants of VMASK, by using the text input encoded either by BERT or LSTM.⁷

5.3 Data Pre-processing

For the IMDB reviews, we use the processed IMDB dataset provided by Scholar⁸. For both review datasets, we set the maximum sentence length to 60 words and the maximum document length to 10 sentences. We only keep the most frequent 15,000 words in the training set, and mark the other words as [unk]. Sentences with more than 30% [unk] are removed from our training set. For the Guardian news data, we download the dataset from Kaggle⁹ and follow its provided train/test split. We set the maximum sentence length to 60 words and the maximum document length to 18 sentences.

6. Experimental Results

6.1 Text Classification Results

The text classification results are shown in Table 4. Methods marked with † are re-implemented by us. As shown in Table 4, the vanilla classification models, such as CNN and LSTM, show inferior performance across three datasets. With the incorporation of the attention mechanism, LSTM-att slightly improves over LSTM. HAN was built on bidirectional GRUs but with two levels of attention mechanism at the word- and sentence-level. It outperforms LSTM-att. BERT was built on the Transformer architecture. But it gives slightly worse results compared to HAN. The hierarchical modelling in HAN may explain its comparatively superior performance. The neural topic modeling approach, Scholar, performs better than CNN, but slightly worse than other baselines on IMDB and Yelp. VMASK learns to assign different weights to word-level features by minimising the classification loss. Its BERT variant generally outperforms the LSTM variant and gives the best results among the baselines. We have additionally performed statistical significance test to compare the performance of HINT with VMASK-BERT and showed the results in Table 4. In general, HINT outperforms all baselines and the improvement is more prominent on the largest Guardian News dataset with longest average document length.

To further examine the ability of HINT in dealing with imbalanced data, we plot in Figure 4 the per-class precision, recall and F1 results on the Guardian News data. While HINT generally outperforms VMASK in F1 across all classes, it achieves much better results on minority classes. For example, HINT improves upon VMASK by nearly 8% in precision on the smallest *Culture* class.

6.2 Topic Evaluation Results

The *sentence-level topic representation learning module* in the HINT framework generates latent topic vectors which allows us to extract top associated words for each latent topic dimension by the weights connecting between the latent topic vector with the reconstruction layer. As has been described in Section 4, we can interpret the top

⁷ Our results on IMDB are different from those reported in the original paper due to different train/test splits.

⁸ IMDB dataset download script.

⁹ Guardian News dataset.

Table 4: Classification accuracy on the three datasets. ** significant at $p < 0.05$, *** significant at $p < 0.001$.

Methods	IMDB	Yelp	Guardian
CNN†	83.36	94.16	92.82
LSTM†	87.30	97.10	93.57
LSTM-att†	87.56	97.30	93.97
HAN	87.92	97.70	94.34
BERT	87.59	97.52	94.28
Scholar	86.10	96.87	93.97
VMASK-BERT	88.23***	98.10**	94.49**
VMASK-LSTM	87.40	98.04	93.79
HINT	89.11***	98.42**	95.38**

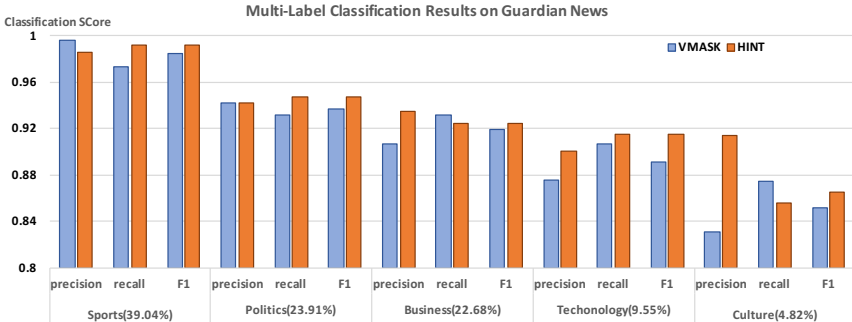


Figure 4: The precision, recall, and F1 of per-class classification results of VMASK and HINT on the Guardian News dataset.

associated words for each latent topic dimension as topic words. In this subsection, we evaluate topic extraction results.

Figure 5a and 5b show the word clouds of the generated example topic words on the Yelp and the IMDB, respectively. It can be easily inferred from Figure 5a that users express general positive comments, praise convenient facility locations and competitive pricing; while they complain about dusty environment, service quality and express negative feeling relating to their diseases. In Figure 5b, we can observe that reviewers’ attitudes towards different genres of movies. They like *thriller* and *animated movie*. On the contrary, they show negative feelings towards luxury *lifestyle* or movies relating to *misogyny*. These results show that HINT can indeed extract topics discussed under different polarity categories despite using no topic-level polarity annotations for topic learning. Figure 6 shows example topic words each of which corresponds to the five news categories from the Guardian news data.

In Table 5, we list some topic words under different polarities from the IMDB dataset. For each topic, the topic polarity score is derived by feeding its corresponding topic vector to the final classification layer, as what has been described in Section 4. We can observe reviewers’ attitudes towards different genres of movies. They like *comedy* and *thriller*, and are also interested in *animated movie*. On the contrary, they show negative feelings towards damages to *environment* or luxury *lifestyle*. The results show that HINT can



Figure 5: The topic word importance is indicated by the word font size. In each sub-figure, the upper topic word clouds are Positive, while the lower topic word clouds are Negative.

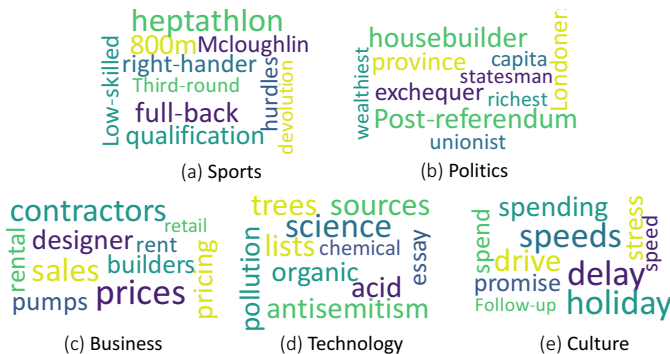


Figure 6: Example topic words for each of the news categories in the Guardian News Dataset.

Table 5: Topic extraction results under different sentiment categories. We select the top 5 topics for each polarity category. A higher score indicates that the corresponding topic is associated with its related polarity category more closely.

	Pol.	Score	Topic	Topic words
Positive		0.927	Comedy	comedies slapstick comedienne precursor box-office
		0.649	Thriller	campfire horrific scattered stumbled baffling
		0.862	Animated Movie	season fans finale epic game genre
		0.525	Food	ingredients meat exercise vegetables mixture
Negative		0.919	Environment	species inches bow nations earth
		0.705	Financial	banks greed drives bonds copper
		0.744	Travel	airline hotel hostel flight electricity
		0.657	Lifestyle	apartment expensive afford cars beetle

not only extract topics discussed in different subsets but also quantify the association strength of topics with class categories.

We evaluate the quality of the extracted topics using four different topic coherence measures, including the normalised Pointwise Mutual Information (NPMI), a lexicon-based method (UCI), and context-vector-based coherence measures (CV). We compare the results with LDA (Blei, Ng, and Jordan 2003) and Scholar (Card, Tan, and Smith 2018) in Table 6. It can be observed that overall, HINT gives the best results on Yelp. It

performs worse than Scholar on the Guardian News in UCI, but achieves better results in CV and NPMI. On the IMDB dataset, however, HINT only outperforms the other two models in CV and was beaten by LDA in both NPMI and UCI. One possible reason is that HINT estimates the word probability by context embedding. Hence, it beats the baselines on context-vector-based coherence, but only achieves comparable performance on the lexicon-based metric.

Table 6: Topic Coherence results.

Method	IMDB			Yelp			Guardian News		
	CV	NPMI	UCI	CV	NPMI	UCI	CV	NPMI	UCI
LDA	0.341	-0.032	-1.936	0.377	-0.039	-1.495	0.362	-0.140	-2.858
Scholar	0.351	-0.057	-2.010	0.424	-0.061	-2.188	0.373	-0.286	-1.207
HINT	0.401	-0.068	-1.992	0.445	-0.039	-1.385	0.423	-0.108	-3.085

6.3 Interpretability Evaluation

A good interpretation method should give explanations that are (i) easily understood by humans (ii) indicative of *true* importance of input features. We conduct both quantitative and human evaluations on the interpretation results generated by HINT.

6.3.1 Word Removal Experiments. A good interpretation model should be able to identify truly important features when making predictions (Alvarez-Melis and Jaakkola 2018). A common evaluation strategy is to remove features identified by the interpretation model, and measure the drop in the classification accuracy (Chen and Ji 2020).

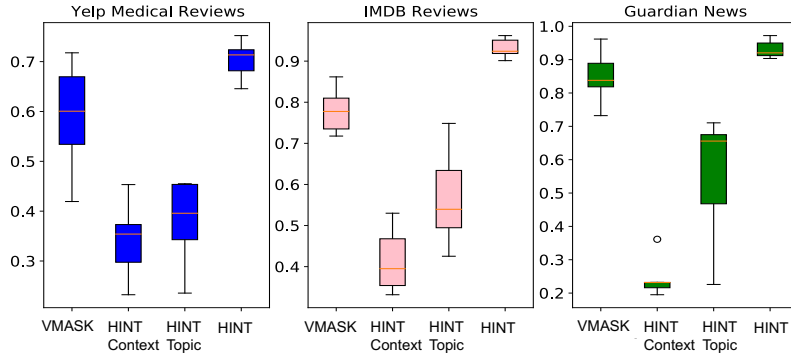


Figure 7: Aggregated correlation score between the classification accuracy drop and the number of removed words. HINT shows the highest correlation score, i.e., removing the top topic words identified by HINT leads to more significant performance drop compared to word masking methods.

Figure 7 shows the correlation score between the accuracy drop and the number of removed words evaluated on the three datasets. In addition to VMASK, we also take two variants of HINT as the contrasts, i.e., HINT-Context and HINT-Topic. The former masks the words assigned with large α_{ij} weights by the context learning module, the

latter masks the words with large β_{ij} attention weights in the topic learning module. HINT masks the top-K unique topic words according to their weights in each topic. It can be observed that simply masking words with higher weights identified by the context learning module or the topic learning module does not give good correlation scores. The results are worse than VMASK which automatically determine which words to mask based on the information bottleneck theory. Nevertheless, when masking words based on those identified by HINT, we observe better correlation scores with smaller spreads compared to VMASK, showing the effectiveness of HINT in identifying task-important words.

In Table 7, we list part of top k words removed by HINT and VMASK on the IMDB dataset with the corresponding performance drops. It can be observed that when k is 20, both methods tend to identify opinion words as key features for removal which are task-relevant, resulting in a similar classification accuracy drop. With the increasing number of k , VMASK still primarily focuses on opinion words, which leads to a further modest accuracy drop. On the contrary, when k increases, HINT started to extract topic-related words such as ‘comedies’ ‘screenwriter’. These words may seem to be task-irrelevant. However, the removal of them causes more noticeable accuracy drop. We speculate that such words are highly relevant with the latent topics discussed in text, which in turn are associated with implicit polarities important for the decision of document-level sentiment classification.

Table 7: Accuracy drop by VMASK and HINT with different number of removed words.

k	ACC↓	Method	Removed words
20	1.1%	VMASK	brilliantly best intelligently tough cynicism
	1.2%	HINT	unwatchable highest dramas deeply flawless
40	2.8%	VMASK	interesting timeless lacks failed remaining
	3.8%	HINT	perfection comedies screenwriter reporter disagree
60	2.3%	VMASK	recommend like pretty suggestion poorly
	4.6%	HINT	scripts mysteries complaint funeral werewolf

6.3.2 Human Evaluation for Interpretability. We conduct human evaluation to validate the interpretability of our proposed method on the following criteria inspired by existing methods on human evaluation (Zhou et al. 2020):

- *Correctness.* It measures to what extend users can make correct prediction given the model interpretations. That is, users are asked to predict the document label based on the model-generated interpretation. If the interpretation is correct, then users should be able to predict the document label easily.
- *Faithfulness.* It measures to what extent the generated explanation is faithful to the model prediction.
- *Informativeness.* It measures to what extend the interpretation reveals the key information conveyed in text such as the main topic discussed in text, its associated polarity, and the secondary topic (if there is any) mentioned in text.

We randomly select 100 samples with the interpretations generate by HAN (Yang et al. 2016), VMASK (Chen and Ji 2020) and our model for evaluation. We invite three evaluators, all are proficient in English and with at least MSc degrees in Computer Science, to score the interpretations generated on the sampled data in a likert scale of 1 to 5.

Details of the evaluation protocol are presented in Appendix A. A generated evaluation example from HINT is shown in Figure 8 in which the interpretations at the word-level, the sentence-level and the document-level are displayed to the human evaluators¹⁰. For HAN, we highlight the most important words/sentences by the model generated attention weights with the colour intensity varying accordingly. Note that HAN cannot distinguish between label-dependent and label-independent words. For VMASK, we only display the important words in each document. As the three models generate different forms of explanations, we conduct the evaluation in two stages. In the first stage, we only display the word-level and sentence-level interpretations generated by all the models and ask users to score the *Correctness* and *Faithfulness*. In the second stage, we present full interpretations including the document-level interpretations generated by HINT and ask users to score *Informativeness*. The human evaluation results are shown in Table 8. It can be observed that HINT gives the best results among all criteria.

Model	Correctness	Faithfulness	Informativeness
HAN	3.89	3.92	3.79
VMASK	4.13	4.06	3.93
HINT	4.37	4.28	4.11

Table 8: Human evaluation results in a likert scale of 1 to 5 (1: *Strongly Disagree*; 5: *Strongly Agree*). The inner-rater agreement measured by Kappa score is 0.37.

6.3.3 Interpretability Evaluation on Annotated Rationales. In addition to human evaluation on the model-generated interpretations, we also use the Evaluating Rationales And Simple English Reasoning (ERASER) benchmark (DeYoung et al. 2020) to evaluate the model interpretability. ERASER contains seven datasets which are repurposed from existing NLP corpora originally used for sentiment analysis, natural language inference, Question-Answering, etc. Each dataset is augmented with human annotated rationales (supporting evidence) that support output predictions. We select Movie Reviews¹¹ as our evaluation dataset. In ERASER, Movie Reviews only contains a total of 1600 documents, another 200 test samples have been annotated with human rationales which are text spans indicative of the document polarity labels. We train all the models on our IMDB dataset and evaluate on the annotated Movie Reviews.

Completeness and Sufficiency. Following what has been proposed in ERASER, we first evaluate model interpretation using the two metrics, *Completeness* and *Sufficiency*, which measure the model prediction changes after removing the important words identified by the model and merely based on the important words, respectively. That is:

$$\text{completeness} = m(x_i)_j - m(x_i/e_i)_j, \quad (23)$$

$$\text{sufficiency} = m(x_i)_j - m(e_i)_j, \quad (24)$$

¹⁰ Note that our model can group sentences into different topics. To reduce cognitive load, we only show the most prominent topic and the most contrastive topic to human evaluators.

¹¹ <http://www.eraserbenchmark.com/ziped/movies.tar.gz>

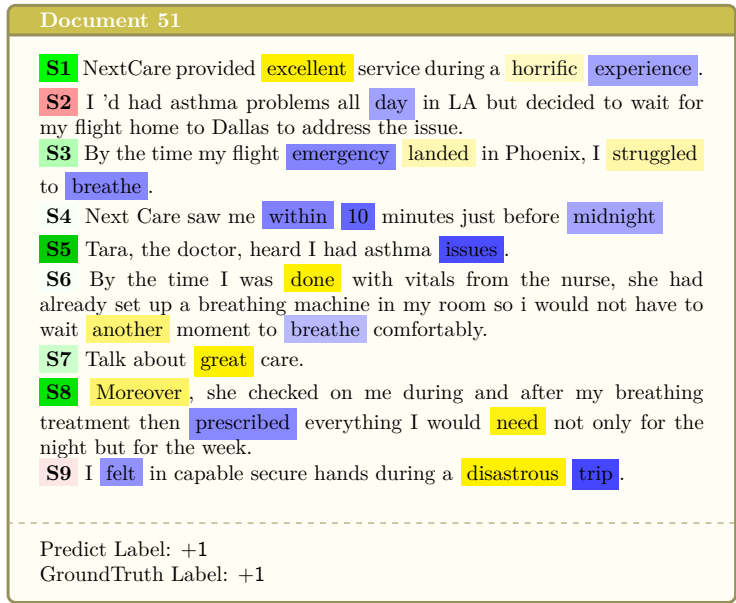


Figure 8: HINT generated interpretations for human Evaluation. In an example shown here, a document is split into 9 sentences. HINT generates interpretations at (1) the word level, where the label-dependent words extracted by *Context Representation Learning* are highlighted in yellow, while the topic-associated words identified by *Topic Representation Learning* are highlighted in blue. The colour intensity of each word is determined by the weight output from HINT; at (2) the sentence level, where for each sentence, its corresponding sentence ID (S1 – S9) is colour-coded with green denoting the positive sentiment while red denoting the negative sentiment. The colour intensity corresponds to the relative importance of each sentence in final document-level classification; and finally at (3) the document level, where the overall predicted label and the two topics extracted by HINT in word clouds are shown to human evaluators, the left one being the most prominent topic in the document while the right one being the topic which is most contrastive from the left topic.

where x_i is the original text, e_i is the identified important words, $m(\cdot)$ is the model probability on the predicted label j . To study the effects of word tokens in different importance level, we follow the setup in ERASER and group word tokens into 5 bins, each corresponding to the top 1%, 5%, 10%, 20%, 50% of most important tokens identified by a model. The results are shown in Figure 9. We can observe that on *Completeness*, HAN and VMASK perform similarly with up to 5% most important words removed. But with more words removed, VMASK gives superior performance compared to HAN. HINT

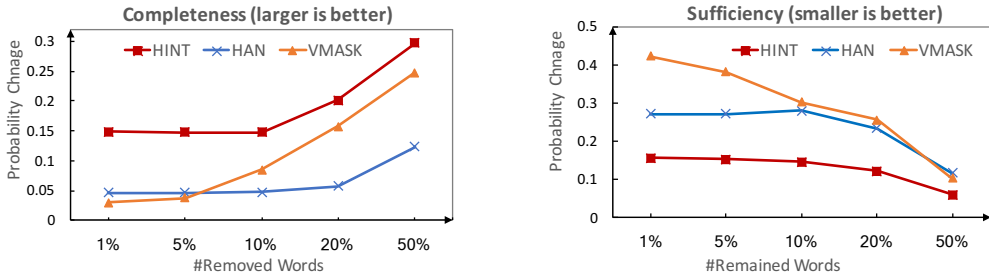


Figure 9: The *Completeness* and *Sufficiency* values by removing or keeping the top $k\%$ most important word tokens identified by various models, $k \in \{1, 5, 10, 20, 50\}$.

Model	Token MacroF1	Token MicroF1
VMASK	0.1096	0.1150
HAN	0.1717	0.1819
HINT	0.1920	0.2089

Table 9: Agreement with human annotated rationales in Movie Reviews from ERASER. HINT outperforms both HAN and VMASK consistently, but with the performance gap reduced when removing more words from documents. On *Sufficiency*, HINT and HAN give superior results compared to VMASK when only keeping a small number of important words. However, when over 20% most important words are kept, the performance difference between HAN and VMASK diminishes. Overall, HINT gives the best results among all the models.

Agreement with human rationales. As Movie Reviews in ERASER provides human-annotated rationales, we also calculate the agreement between the annotated rationales and model identified important words. As baselines can only extract word-level evidence, we use *Token-Level F1* to measure the agreement. In our experiments, we use the words with the top 50% importance scores as the model predicted rationales to calculate the token-level agreement. The results are shown in Table 9. It can be observed that VMASK performs the worst, while HINT gives the best results on Token Macro and Micro F1.

6.4 Ablation Study

To study the effects of different modules in our model, we perform an ablation study and show the results in Table 10. In addition to the accuracy on the three datasets, we also report the interpretability metrics, i.e., completeness and sufficiency for different variants¹². For *Topic Representation Learning* (§3.1.2), we remove the Bayesian inference part which is used to learn word-level weight β_{ij} . That is, rather than using β_{ij} to aggregate the word representations x_{ij} in order to derive the sentence embedding r_i as shown in Figure 3b, we now derive the sentence embedding r_i using the word-level TFIDF weights to aggregate the word representations x_{ij} . Next, we keep the Bayesian learning of word-level weights, but instead of initialising the word weights by TFIDF,

¹² We randomly select 200 test samples to evaluate the interpretability.

Methods	IMDB			Yelp			Guardian		
	Acc(\uparrow)	Com(\uparrow)	Suff(\downarrow)	Acc(\uparrow)	Com(\uparrow)	Suff(\downarrow)	Acc(\uparrow)	Com(\uparrow)	Suff(\downarrow)
HINT	89.11	0.21	0.11	98.52	0.22	0.09	95.37	<u>0.16</u>	<u>0.05</u>
Remove Bayesian inference for β learning	89.02	0.17	0.14	98.45	<u>0.16</u>	0.11	95.21	0.16	0.06
Replace TFIDF with uniform weight	88.62	<u>0.20</u>	<u>0.10</u>	98.31	0.12	0.09	95.08	0.18	0.06
w/o the Regularisation Term 1 (Eq. 10)	89.03	0.18	0.11	98.49	0.11	0.07	95.20	0.15	0.07
w/o the Regularisation Term 2 (Eq. 17)	89.06	0.19	0.13	98.50	0.13	<u>0.08</u>	95.26	0.13	0.08
Remove GAT	89.00	0.17	0.10	98.41	0.22	0.10	94.87	0.08	0.04
2-layer GAT	88.93	0.17	0.11	98.52	<u>0.18</u>	0.10	94.99	0.14	0.06
4-layer GAT	88.85	0.18	0.07	98.50	<u>0.18</u>	0.09	93.58	0.13	0.04

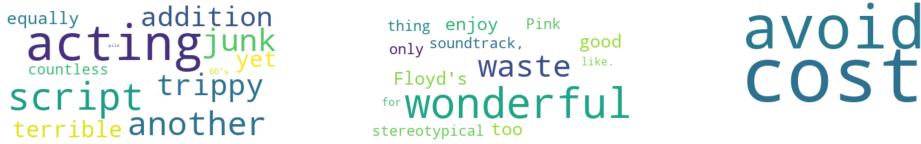
Table 10: Ablation study results showing the effects of different input for topic learning reconstruction, regularization term and GAT layers. Best accuracy and interpretability are marked **in bold**, the second best interpretability is marked with underline. HINT achieves the overall best results on most metrics.

we use the uniform weight for every word token. We also explore the effects without the regularisation terms defined in Eq. 10 and 17, respectively. Finally, we study the impact with or without the Graph Attention Networks (GATs) and the number of GATs layers in *Document Representation Learning* (§3.2). From the results in Table 10, HINT achieves best performance on accuracy and overall better performance on interpretability metrics. The variant of using uniform weight as an initialisation for topic learning shows good interpretability on IMDB. This shows that with our proposed stochastic learning process for topic-related weights, it does not matter whether the word token weights are initialised by TFIDF or a uniform distribution. Although using multiple GAT layers fails to bring improvement to classification accuracy, 4-layer GAT has overall better interpretability performance than other GAT configurations.

6.5 Case Study

To show the capability of HINT in dealing with documents with mixed sentiments, we randomly select two documents from the Yelp and IMDB datasets, and show the generated interpretations, including the important words identified by the *Context Learning* (in yellow) and the *Topic Learning* (in blue) modules, respectively, and the sentence-level sentiment labels and importance scores (red for negative, green for positive). As each sentence can be assigned a topic distribution vector, we aggregate the information across all sentences and display the sentence partition as topic word clouds, where words are retrieved following the approach presented in Section 4 with the vocabulary constrained to the local document. The weight shown under each topic word cloud is derived from its associated sentence importance scores.

Case 1 Predicted Label -1	
S1	More is yet another addition into the countless pile of 60's druggie, trippy junk.
S2	Avoid cost.
S3	Terrible acting, equally moribund script.
S4	The only thing enjoy is Pink Floyd's wonderful soundtrack, which is too good for stereotypical waste like this.



(a) From S1, S3, weight 0.50 (b) From S4, weight 0.26 (c) From S2, weight 0.24

Figure 10: Interpretation generated by HINT for Case 1 which consists of sentences with mixed sentiments. HINT predicts the sentence-level sentiment correctly that the first 3 sentences bear negative sentiment while the last one being positive. It also partitions sentences into 3 topics where the first topic is assigned to S1 and S3 and has the highest weight. Therefore, the overall document label is negative. We can easily tell the topic shift from the word cloud: the first topic derived from S1 and S3 is about terrible movie acting and script, the second one derived from S4 is about wonderful soundtrack, while the last one complains the cost.

Case 2 Predicted Label +1

S1 Dr Reynolds is super kind caring and knowledgeable .

S2 He had to add me to his full day because of an emergency.

S3 My filling somehow cracked and partially fell out which was uber painful .

S4 He never rushed or made me feel like I was n't important rather than opposite took time to explain everything and even do a great job .

S5 It was tough because we had to dig out the part that did n't fall out.

S6 I could see and feel what happened but he showed me on x-rays to confirm.

S7 So nice to go to a dentist that is honest and kind.

S8 Thanks so much Dr. Reynolds you are awesome .



(a) From S1,S2, weight 0.253. (b) From S5,S8, weight 0.255.

Figure 11: Interpretations generated by HINT for Case 2. We only show the two primary topics. HINT assigned an incorrect sentence-level sentiment label to S8, but can still make correct document-level prediction based on the aggregated topic-level sentiment information.

7. Conclusion and Future Work

In this paper, we have proposed a Hierarchical Interpretable Neural Text classifier, called HINT, which automatically generates hierarchical interpretations of text classification results. It learns the sentence-level context and topic representations in an orthogonal manner in which the former captures the label-dependent semantic information while the latter encodes the label-independent topic information shared across documents. The learned sentence representations are subsequently aggregated by a Graph Attention Network to derive the document-level representation for text classification. We have evaluated HINT on both review data and news data and shown that it achieves text classification performance on par with the existing neural text classifiers and generates more faithful interpretations as verified by both quantitative and qualitative evaluations.

While we only focus on interpreting neural text classifiers here, the proposed framework can be extended to deal with other tasks such as content-based recommendation. In such a setup, we will need to learn both user- and item-based latent interest factors by analysing reviews written by users and those associated with particular products. Since the proposed HINT is able to extract topics and their associated polarity strengths from reviews, it is possible to derive user- and item-based latent interest factors based on the outputs produced by HINT. Moreover, many NLP tasks such as natural language inference, rumour veracity classification, extractive question-answering and information extraction can be framed as classification problems. The proposed framework has a great potential to be extended to a wide range of NLP tasks.

Acknowledgement

This work is funded by the EPSRC (grant no. EP/T017112/1, EP/V048597/1). YH is supported by a Turing AI Fellowship funded by the UK Research and Innovation (UKRI) (grant no. EP/V020579/1).

References

- Abdou, Mostafa, Vinit Ravishankar, Maria Barrett, Yonatan Belinkov, Desmond Elliott, and Anders Søgaard. 2020. The sensitivity of language models and humans to winograd schema perturbations. In *ACL*, pages 7590–7604, Association for Computational Linguistics.
- Alvarez-Melis, David and Tommi S Jaakkola. 2018. Towards robust interpretability with self-explaining neural networks. In *NIPS*, pages 7786–7795.
- Alvarez-Melis, David and Tommi S. Jaakkola. 2018. Towards robust interpretability with self-explaining neural networks. In *NIPS*, pages 7786–7795.
- Bang, Seo-Jin, Pengtao Xie, Wei Wu, and Eric P. Xing. 2019. Explaining a black-box using deep variational information bottleneck approach. *CoRR*, abs/1902.06918.
- Blei, David M, Andrew Y Ng, and Michael I Jordan. 2003. Latent dirichlet allocation. *JMLR*, 3:993–1022.
- Brown, Tom B., Benjamin Mann, Nick Ryder, Melanie Subbiah, Jared Kaplan, Prafulla Dhariwal, Arvind Neelakantan, Pranav Shyam, Girish Sastry, Amanda Askell, Sandhini Agarwal, Ariel Herbert-Voss, Gretchen Krueger, Tom Henighan, Rewon Child, Aditya Ramesh, Daniel M. Ziegler, Jeffrey Wu, Clemens Winter, Christopher Hesse, Mark Chen, Eric Sigler, Mateusz Litwin, Scott Gray, Benjamin Chess, Jack Clark, Christopher Berner, Sam McCandlish, Alec Radford, Ilya Sutskever, and Dario Amodei. 2020. Language models are few-shot learners. In *NIPS*.
- Card, Dallas, Chenhao Tan, and Noah A. Smith. 2018. Neural models for documents with metadata. In *ACL*, pages 2031–2040.
- Chen, Hanjie and Yangfeng Ji. 2020. Learning variational word masks to improve the interpretability of neural text classifiers. In *EMNLP*, pages 4236–4251, Association for Computational Linguistics.
- Chen, Hanjie, Guangtao Zheng, and Yangfeng Ji. 2020. Generating hierarchical

- explanations on text classification via feature interaction detection. In *ACL*.
- Chen, Jianbo, Le Song, Martin J. Wainwright, and Michael I. Jordan. 2018. Learning to explain: An information-theoretic perspective on model interpretation. In *ICML*, volume 80 of *Proceedings of Machine Learning Research*, pages 882–891, PMLR.
- Chen, Jun, Xiaoya Dai, Quan Yuan, Chao Lu, and Haifeng Huang. 2020. Towards interpretable clinical diagnosis with bayesian network ensembles stacked on entity-aware cnns. In *ACL*, pages 3143–3153, Association for Computational Linguistics.
- De-Arteaga, Maria, Alexey Romanov, Hanna Wallach, Jennifer Chayes, Christian Borgs, Alexandra Chouldechova, Sahin Geyik, Krishnamurthy Suresh, and Adam Tauman Kalai. 2019. Bias in bios: A case study of semantic representation bias in a high-stakes setting. In *Proceedings of the Conference on Fairness, Accountability, and Transparency*, pages 120–128.
- Devlin, Jacob, Ming-Wei Chang, Kenton Lee, and Kristina Toutanova. 2019. BERT: pre-training of deep bidirectional transformers for language understanding. In *NAACL*, pages 4171–4186.
- DeYoung, Jay, Sarthak Jain, Nazneen Fatema Rajani, Eric Lehman, Caiming Xiong, Richard Socher, and Byron C. Wallace. 2020. ERASER: A benchmark to evaluate rationalized NLP models. In *Proceedings of the 58th Annual Meeting of the Association for Computational Linguistics, ACL 2020, Online, July 5-10, 2020*, pages 4443–4458, Association for Computational Linguistics.
- Guan, Chaoyu, Xiting Wang, Quanshi Zhang, Runjin Chen, Di He, and Xing Xie. 2019. Towards a deep and unified understanding of deep neural models in NLP. In *ICML*, volume 97 of *Proceedings of Machine Learning Research*, pages 2454–2463, PMLR.
- He, Ruidan, Wee Sun Lee, Hwee Tou Ng, and Daniel Dahlmeier. 2017. An unsupervised neural attention model for aspect extraction. In *ACL*, pages 388–397.
- Jacovi, Alon and Yoav Goldberg. 2020. Towards faithfully interpretable NLP systems: How should we define and evaluate faithfulness? In *ACL*, pages 4198–4205, Association for Computational Linguistics.
- Jain, Sarthak and Byron C Wallace. 2019. Attention is not explanation. In *NAACL*.
- Jawahar, Ganesh, Benoît Sagot, and Djamel Seddah. 2019. What does bert learn about the structure of language? In *ACL*, pages 3651–3657.
- Jiang, Chengyue, Yingcong Zhao, Shanbo Chu, Libin Shen, and Kewei Tu. 2020. Cold-start and interpretability: Turning regular expressions into trainable recurrent neural networks. In *EMNLP*, pages 3193–3207, Association for Computational Linguistics.
- Jin, Xisen, Zhongyu Wei, Junyi Du, Xiangyang Xue, and Xiang Ren. 2020. Towards hierarchical importance attribution: Explaining compositional semantics for neural sequence models. In *ICLR*.
- Johansson, Fredrik D., Uri Shalit, and David A. Sontag. 2016. Learning representations for counterfactual inference. In *ICML*, volume 48 of *JMLR Workshop and Conference Proceedings*, pages 3020–3029, JMLR.org.
- Kim, Siwon, Jihun Yi, Eunji Kim, and Sungroh Yoon. 2020. Interpretation of NLP models through input marginalization. In *EMNLP*, pages 3154–3167, Association for Computational Linguistics.
- Kingma, Diederik P and Jimmy Ba. 2014. Adam: A method for stochastic optimization. *arXiv preprint arXiv:1412.6980*.
- Kingma, Diederik P. and Max Welling. 2014. Auto-encoding variational bayes. In *ICLR*.
- Lai, Vivian and Chenhao Tan. 2019. On human predictions with explanations and predictions of machine learning models: A case study on deception detection. In *Proceedings of the Conference on Fairness, Accountability, and Transparency*, pages 29–38.
- Li, Jiwei, Will Monroe, and Dan Jurafsky. 2016. Understanding neural networks through representation erasure. *arXiv preprint arXiv:1612.08220*.
- Lipton, Zachary C. 2018. The mythos of model interpretability. *Commun. ACM*, 61(10):36–43.
- Maas, Andrew, Raymond E Daly, Peter T Pham, Dan Huang, Andrew Y Ng, and Christopher Potts. 2011. Learning word vectors for sentiment analysis. In *ACL-HLT*, pages 142–150.
- Niu, Xing, Prashant Mathur, Georgiana Dinu, and Yaser Al-Onaizan. 2020. Evaluating robustness to input perturbations for neural machine translation. In *ACL*, pages 8538–8544,

- Association for Computational Linguistics.
- Pruthi, Danish, Mansi Gupta, Bhuwan Dhingra, Graham Neubig, and Zachary C Lipton. 2020. Learning to deceive with attention-based explanations. In *ACL*.
- Ribeiro, Marco Túlio, Tongshuang Wu, Carlos Guestrin, and Sameer Singh. 2020. Beyond accuracy: Behavioral testing of NLP models with checklist. In *ACL*, pages 4902–4912, Association for Computational Linguistics.
- Rieger, Laura, Chandan Singh, William Murdoch, and Bin Yu. 2020. Interpretations are useful: penalizing explanations to align neural networks with prior knowledge. In *ICML*, pages 8116–8126.
- Selvaraju, Ramprasaath R., Michael Cogswell, Abhishek Das, Ramakrishna Vedantam, Devi Parikh, and Dhruv Batra. 2020. Grad-cam: Visual explanations from deep networks via gradient-based localization. *IJCV*, 128(2):336–359.
- Serrano, Sofia and Noah A Smith. 2019. Is attention interpretable? In *ACL*.
- Simpson, E. H. 1951. The interpretation of interaction in contingency tables. *Journal of the Royal Statistical Society. Series B (Methodological)*, 13(2):238–241.
- Singh, Chandan, W James Murdoch, and Bin Yu. 2019. Hierarchical interpretations for neural network predictions. In *ICLR*.
- Tang, Zheng, Gus Hahn-Powell, and Mihai Surdeanu. 2020. Exploring interpretability in event extraction: Multitask learning of a neural event classifier and an explanation decoder. In *ACL*, pages 169–175, Association for Computational Linguistics.
- Wiegrefe, Sarah and Yuval Pinter. 2019. Attention is not not explanation. In *EMNLP*.
- Wu, Zhiyong, Yun Chen, Ben Kao, and Qun Liu. 2020. Perturbed masking: Parameter-free probing for analyzing and interpreting BERT. In *ACL*, pages 4166–4176, Association for Computational Linguistics.
- Yang, Zhilin, Zihang Dai, Yiming Yang, Jaime G. Carbonell, Ruslan Salakhutdinov, and Quoc V. Le. 2019. Xlnet: Generalized autoregressive pretraining for language understanding. In *NIPS*, pages 5754–5764.
- Yang, Zichao, Diyi Yang, Chris Dyer, Xiaodong He, Alexander J. Smola, and Eduard H. Hovy. 2016. Hierarchical attention networks for document classification. In *NAACL*, pages 1480–1489, The Association for Computational Linguistics.
- Zanzotto, Fabio Massimo, Andrea Santilli, Leonardo Ranaldi, Dario Onorati, Pierfrancesco Tommasino, and Francesca Fallucchi. 2020. KERMIT: complementing transformer architectures with encoders of explicit syntactic interpretations. In *EMNLP*, pages 256–267, Association for Computational Linguistics.
- Zhang, Jingyuan, Mingming Sun, Yue Feng, and Ping Li. 2020. Learning interpretable relationships between entities, relations and concepts via bayesian structure learning on open domain facts. In *ACL*, pages 8045–8056, Association for Computational Linguistics.
- Zhou, Fan, Shengming Zhang, and Yi Yang. 2020. Interpretable operational risk classification with semi-supervised variational autoencoder. In *ACL*, pages 846–852, Association for Computational Linguistics.
- Zhou, Wangchunshu, Jinyi Hu, Hanlin Zhang, Xiaodan Liang, Maosong Sun, Chenyan Xiong, and Jian Tang. 2020. Towards interpretable natural language understanding with explanations as latent variables. In *Advances in Neural Information Processing Systems 33: Annual Conference on Neural Information Processing Systems 2020, NeurIPS 2020, December 6-12, 2020, virtual*.

Appendix A: Human Evaluation Instruction

HINT, HAN, VAMSK generate different forms of interpretations. HAN can generate the interpretations based on the attention weights at both the word-level and the sentence-level. VMASK can only generate the interpretations at the word-level. Apart from the word-level and the sentence-level interpretations, HINT can also generate interpretations at the document-level by partitioning sentences into various topics and associating with each topic a polarity label. In the actual evaluation, to reduce cognitive load, we only present the most prominent topic in the document and the most contrastive topic in the form of word clouds to the evaluators. To retrieve the most prominent topic, we first identify the topic dimension with the largest value in the latent topic vector for each sentence and then select the most common topic dimension among all sentences. To select the most contrastive topic, we choose the one which has the minimal similarity with the first chosen topic. To generate the word cloud, we retrieve the topic words following the approach discussed in Section 4 with the vocabulary constrained to the local document. The evaluation schema is shown below:

Evaluation Schema

- **Correctness** – it measures to what extent the model-generated interpretation could lead to correct prediction. We present the interpretations generated by a model, and ask an evaluator to predict the document label based solely on the interpretations and check if the predicted label agrees with the **ground-truth label**.
- **Faithfulness** – it measures to what extent the interpretation generated is faithful to the model prediction. The evaluators should check if the interpretation generated will lead to the **model predicted label**.
- **Informativeness** – it measures to what extent the interpretation reveals the key information conveyed in text. We present the identified important words from HAN and VMASK; sentence importance scores from HAN and HINT. Additionally, we present the topic word clouds from HINT. We then ask users to evaluate the following aspects:
 - I know what the main topic is;
 - I can easily tell the polarity of the main topic;
 - I know what the secondary topic is (if there is any).

We use the 1-5 likert scale (**strongly disagree, disagree, neutral, agree, strongly agree**) for each of the criteria above.

Appendix B: List of keywords used for Yelp reviews retrieval

The list of keywords used for retrieving patient reviews from Yelp is shown in Table A1.

Appendix C: Model Architecture and Parameter Setting

Our model architecture is shown in Table A2. We describe the parameter setup for each part of the model below:

Table A1: Keywords used to retrieve patient reviews from Yelp.

Walk-in Clinics, Surgeons, Oncologist, Cardiologists, Hospitals, Internal Medicine, Assisted Living Facilities, Cannabis Dispensaries, Doctors, Home Health Care, Health Coach, Emergency Pet Hospital, Pharmacy, Sleep Specialists, Professional Services, Addiction Medicine, Weight Loss Centers, Pediatric Dentists, Cosmetic Surgeons, Nephrologists, NaturopathicHolistic, Pediatricians, Nurse Practitioner, Urgent Care, Orthopedists, Drugstores, Optometrists, Rehabilitation Center, HypnosisHypnotherapy, Physical Therapy, Neurologist, Memory Care, Allergists, Counseling & Mental Health, Pet Groomers, Podiatrists, Dermatologists, Diagnostic Services, Radiologists, Medical Centers, Gastroenterologist, Obstetricians & Gynecologists, Pulmonologist, Ear Nose & Throat, Ophthalmologists, Sports Medicine, Nutritionists, Psychiatrists, Vascular Medicine, Cannabis Clinics, Hospice, First Aid Classes, Medical Spas, Spine Surgeons, Health Retreats, Medical Transportation, Dentists, Health & Medical, Speech Therapists, Emergency Medicine, Chiropractors, Medical Supplies, General Dentistry, Occupational Therapy, Urologists

Table A2: Model Architecture.

Input:	A document d consists of M_d sentences $\{s_i\}_{i=1}^{M_d}$, $s_i = \{x_{ij}\}_{j=1}^L$	
Word Emb:	Initialised by the GloVe embedding, $\{x_{ij}\}_{j=1}^L \in \mathbb{R}^{N \times L}$	
Context learn:	Word-level Bi-LSTM	$\{x_{ij}\}_{j=1}^L - \{\text{Bi-LSTM}\} \rightarrow: \{\hat{x}_{ij}\}_{j=1}^L \in \mathbb{R}^{N \times L}$
	Attention layer	$\{x_{ij}\}_{j=1}^L - \{\text{Linear}_1\} - \{\text{Linear}_2\} \rightarrow \text{att}_{ij} \in \mathbb{R}^L$
	Context aggregate	$\sum_{j=1}^L \{\hat{x}_{ij}\} \text{att}_{ij} \rightarrow s_i \in \mathbb{R}^N$.
Topic learn:	TFIDF init.	$r_i = \sum_{j=1}^L \text{TFIDF}_{ij} \cdot x_{ij}$
		$r_i - \{\text{Encoder}_1\} \rightarrow \mu \in \mathbb{R}^N$
		$r_i - \{\text{Encoder}_2\} \rightarrow \log \sigma^2 \in \mathbb{R}^N$
	Bayesian inference	$\mu_\omega = \text{BatchNorm}(\mu)$
		$\sigma_\omega^2 = \exp\{\text{BatchNorm}(\sigma^2)\}$
		$\omega = \text{Softmax}(\mu_\omega + \sigma_\omega \cdot \epsilon)$, $\epsilon \sim \mathcal{N}(0, \mathbf{I})$
Doc Modeling	Autorencoder	$\beta^{1 \times L} = \text{softmax}(\text{ReLU}(\omega^{1 \times d} \cdot \{x_{ij}\}_{j=1}^L))$
		$h_i = \sum_{j=1}^L \beta_{ij} \cdot x_{ij}$
		$z_i = \text{softmax}(W_c \cdot h_i + b_c)$
		$r'_i = \tanh(W'_c \cdot z_i + b'_c)$
	Node Init.	$s_i - \{\text{Linear}_3\} \rightarrow \{\text{Linear}_4\} \rightarrow h_i^0$
	Edge weight init.	$e_{ij} = \text{softmax}(z_i^\top z_j)$
	Node update	$h_i^{\ell+1} = \sigma(\sum_{j \in \mathcal{N}_i} e_{ij} W h_j^\ell)$
		$d = h_1^L + h_2^L \dots + h_{M_d}^L$
Classification	$y = \text{Tanh}(\text{Linear}_6(\text{LeakyReLU}(\text{Linear}_5(d))))$	

- *Context Learning* We use the pretrained 300-dimension GloVe embeddings with the dimension $N = 300$. The dimension of the word-level Bi-LSTM hidden states is 150, and the dimension of the output \hat{x} is also 300. The word embedding sequence is fed to two consecutive linear layers to obtain the attention weights. The weight matrices for the linear layers, Linear_1 and Linear_2 , are $(300, 200)$ and $(200, 1)$, respectively. Then we aggregate \hat{x} by attention weights to obtain the sentence-level contextual representation s_i .

- *Topic Learning* We calculate the TFIDF values for words offline. During inference, the TFIDF value of the out-of-vocabulary words is set to $1e - 4$. For each sentence, we first normalise the TFIDF values of its constituent words and then aggregate the word embeddings weighted by their respective TFIDF values. This gives an initial sentence representation $\mathbf{r}_i \in \mathbb{R}^N$. Then \mathbf{r}_i is fed into two MLPs to generate the mean μ and the variance $\log \sigma^2$. The output latent variable $\omega \in \mathbb{R}^N$. After non-linear (ReLU) transformation and normalisation (Softmax), we obtain the topic-aware weights β that is used to generate the input p_i for the autoencoder. The encoder and decoder in our autoencoder are 1-layer MLP with non-linear transformation. The weight matrices \mathbf{W}_c and \mathbf{W}'_c are $(300, K)$ and $(K, 300)$ respectively. K is the number of pre-defined topics. We set $K = 50$ for the two review datasets and $K = 30$ for the Guardian News data empirically.
- *Doc Modeling* Graph nodes are initialised by the linear-transformed contextual sentence-level representations. The weight matrix in Linear₃ and Linear₄ are $(300, 200)$ and $(200, 50)$. The graph node dimension is 50.
- *Classification* The Linear₅ and Linear₆ have the dimensions of $(300, 200)$ and $(200, \text{numberoflabels})$, respectively.

We use dropout layers to alleviate over-fitting, and insert a dropout layer after the word embedding layer, the word-level Bi-LSTM layer, and after obtaining \mathbf{z}_i and ω , respectively. The dropout rate is 0.4. We use the Adam (Kingma and Ba 2014) optimiser and set the learning rate to $1e - 4$. The λ_1 and λ_2 in the regularisation term are set to 0.05 and 0.01. We train the model for 30 epochs and evaluate the performance at the end of each epoch. We report the average results for running 5 times with random seeds.