

A mixed-integer programming model for identifying intuitive ambulance dispatching policies

Laura A. Albert

Department of Industrial and Systems Engineering
University of Wisconsin-Madison
1513 University Avenue, Madison, WI 53706
laura@engr.wisc.edu, Twitter: @lauraalbertphd
ORCID: 0000-0001-7079-4473

December 2021

Abstract

Markov decision process models and algorithms can be used to identify optimal policies for dispatching ambulances to spatially distributed customers, where the optimal policies indicate the ambulance to dispatch to each customer type in each state. Since the optimal solutions are dependent on Markov state variables, they may not always correspond to a simple set of rules when implementing the policies in practice. Restricted policies that conform to a priority list for each type of customer may be desirable for use in practice, since such policies are transparent and easy to implement. A priority list policy is an ordered list of ambulances that indicates the preferred order to dispatch the ambulances to a customer type subject to ambulance availability. This paper proposes a constrained Markov decision process model for identifying optimal priority list policies that is formulated as a mixed integer programming model, does not extend the Markov state space, and can be solved using standard algorithms. A series of computational examples illustrate the approach. The optimal mixed integer programming solutions to the computational examples have objective function values that are close to those of the unrestricted model and are superior to those of heuristics.

Keywords— ambulance dispatching; constrained Markov decision processes; mixed integer programming

1 Introduction

This paper is concerned with finding intuitive dispatching policies for sending ambulances to spatially-located customers that are straightforward to implement. Optimal solutions to the dispatching problem can be identified using Markov decision process (MDP) models and algorithms, where a solution to the MDP indicates the optimal ambulance to send in each Markov state. Therefore, the optimal policy is a collection of a large number of decisions that may be difficult to succinctly summarize and implement in practice. In this paper, we seek policies that are optimal in some sense but are not fully state dependent. Therefore, we seek optimal *restricted policies* that can be more easily summarized than the optimal unrestricted policies that are fully state-dependent, focusing on restricted policies in an MDP that conform to a priority list.

A *priority list* policy is a policy that, for each customer type, dispatches ambulances in a given order based on ambulance availability. Priority list policies are advantageous in that they can be implemented by computer software and human decision-makers using a simple set of rules or a decision tree and are transparent. An example of a priority list policy is to dispatch ambulance 1 first (i.e., in all MDP states where ambulance 1 is an available choice), ambulance 2 only if ambulance 1 is busy, ambulance 3 if ambulances 1 and 2 are busy, and so on. The set of priority list policies is a subset of the set of all possible policies, yet limiting the type of policies considered within the MDP model is not straightforward, since the MDP state space is not structured to identify restricted policies that require decisions to be the same in distinct states unless the state space is expanded to account for this restriction. We formulate a new model for identifying optimal priority list policies that does not expand the state space using mixed integer programming.

The use of intuitive policies in emergency dispatching in practice has important implications for situations when life-saving decisions must be made in an extremely short amount of time. Policies that are simple to implement are advantageous when dispatch decisions are made under duress, such as during the theater of military operations or during emergency response operations during catastrophic events. In these applications, the full set of policies may not be feasible or desirable to implement.

Priority list policies are widely used in more routine operations such as those faced by emergency medical services [Ansari et al., 2017]. Simple heuristics used in practice, such as the heuristic of sending the closest available ambulance relative to a customer, follow a priority list. Models that compute exact or approximate dispatch probabilities in spatial queueing systems

often implicitly assume that the queueing preferences correspond to a priority list [Larson, 1974, Jarvis, 1985, Budge et al., 2009]. Other models for locating ambulances [Erkut et al., 2008, Silva and Serra, 2008] or jointly locating and dispatching ambulances [Ansari et al., 2017, Toro-Díaz et al., 2013] often assume a priority list policy for dispatch.

A similar issue is considered for relocating ambulances upon completion of service. Many emergency medical services use *compliance tables* to locate and relocate ambulances when they finish servicing a call [Alanis et al., 2013]. In a compliance table, the location and relocation decisions are based solely on the number of available ambulances, which makes such policies simple to implement. The sets of ambulance locations are nested, which is an important feature of compliance tables [Van Barneveld et al., 2017]. A compliance table can be created through integer programming [Gendreau et al., 2006], Hypercube queueing models [Van Barneveld et al., 2017], and Markov models [Alanis et al., 2013], and they yield the desired set of ambulance locations to use given the number of available ambulances. If the ambulances are at these locations, then the system is said to be compliant. Similarly, Dimitrov et al. [2011] examine how to locate sensors in a network where the number of sensors is uncertain such that the sensor locations are nested like compliance tables. This requirement makes sensor deployment more practical. The priority list requirement does not substantially reduce the objective function values in the case of sensor placement [Dimitrov et al., 2011], a finding similar to what we observe in the computational examples in Section 4.

Priority list policies can be identified by constrained MDP models [Altman, 1999]. Beutler and Ross [1985] use a Lagrange multiplier formulation to reduce a constrained MDP to an unconstrained MDP as to not extend the state space. Enforcing a priority list policy can also be viewed as a type of MDP design problem. The design problem is a one-time set of decisions that is made prior to the control process [Dimitrov and Morton, 2009]. Then, the MDP optimally controls the process given the design choices. MDP design problems can be modeled as mixed integer programs that do not expand the state space, which is similar to the approach we take in this paper. Dimitrov and Morton [2009] consider costs associated with the design variables and simple relationships between the design variables and linear MDP variables. They do not consider design problems that impose a particular structure on the policies as we do in this paper, but rather they illustrate how to model resource allocation side constraints, e.g., budget constraints. In contrast, this paper considers priority list decision decisions that have no associated costs but rather are used to restrict the structure of the optimal policies.

This paper proposes a constrained MDP model formulated as a mixed integer programming

(MIP) model to identify optimal priority list policies for dispatching ambulances to spatially located customers. The approach extends the standard linear programming formulation for unconstrained MDP models where no structure is imposed on the optimal policy. In the proposed model, priority list policies are enforced by introducing binary variables to capture the priority lists as well as an additional set of constraints. Each binary variable corresponds to an ambulance and its priority to send to a customer in the priority list. The new constraints use the binary variables to create variable upper bounds on the real-valued variables that are used to set the optimal action in each Markov state. These variables and constraints shape the structure of the optimal policies, requiring some actions to be the same in different Markov states, and the model solutions represent restricted optimal policies that are not fully state-dependent. The resulting formulation does not expand the Markov state space, and the MIP model formulation can be solved using standard mixed integer programming algorithms. The proposed model is developed for a model for dispatching ambulances to prioritized customers in an average cost, undiscounted, infinite horizon MDP [McLay and Mayorga, 2013b,a]. The MIP model focuses on the decision context of dispatching ambulances (ambulances) to prioritized customers (patients). The base model considers a zero-length queue that only allows non-idling policies, leading to customers that are “lost” only when all ambulances are busy. The base model is then extended to allow for idling policies to some customer types. A computational example is analyzed to shed light on when the unrestricted optimal MDP policies are (and are not) priority list policies, how the unrestricted and restricted policies differ, and how the priority list policies improve upon heuristic policies that also conform to priority lists.

This paper is organized as follows. The linear programming model for the unrestricted model is presented in Section 2. The proposed constrained MDP models are formulated in Section 3 using mixed integer programming models. A computational example is presented and analyzed in Section 4. Concluding remarks are presented in Section 5.

2 MDP linear programming formulation

This section presents an MDP model for assigning distinguishable ambulances to different types of customers. No structure is imposed on the MDP solutions, which thus yield the unrestricted solutions. The objective is to optimally determine which ambulance to dispatch to arriving customers to maximize the average utility per stage in an average cost, undiscounted, infinite horizon MDP. Following the introduction of the MDP model, the unrestricted MDP is formulated as a linear programming model. In the next section, we extend the linear programming model

to require that the solutions follow a priority list structure.

In the MDP models, there is a set of customer types. As soon as a customer arrives to the system, its type becomes known, and one of the available ambulances is dispatched to it if one is available. This implies the use of non-idling policies, which is reasonable since the model is motivated by EMS systems where providing service to all customers is a major goal. However, some research have considered idling policies [Yoon and Albert, 2018, DuBois and Albert, 2021]. Any ambulance could be assigned to any customer if the ambulance is available. Ambulances start service at a home station and return to the same station after servicing a customer. This assumption reflects a static deployment of ambulances that are not dynamically relocated after servicing customers. Service is non-preemptive, which is a common restriction in practice. Service times are exponentially distributed, which is required to keep the state space manageable. Finally, we assume a zero-length queue, which implies that customers are “lost” when they arrive when all ambulances are busy. In emergency medical service systems, for example, the lost customers are often treated by service providers other than paramedics and emergency medical technicians, such as fire engines. In Sections 3.1, we lift the assumption that an ambulance must always be sent if one is available.

Next, we summarize the input parameters:

m = the number of ambulances, each at a fixed base while not in service.

n = set of customer locations.

S = set of states, where each state corresponds to the configuration of ambulances.

W = the set of customer types, including a null customer. Let $W^+ \subseteq W$ capture the set of non-null customer arrivals.

λ_w = the arrival rate for customers of type $w \in W^+$ with overall arrival rate $\lambda = \sum_{w \in W^+} \lambda_w$.

μ_{ij} = the service rate (distributed exponentially) when ambulance j is dispatched to a customer of any type located at $i = 1, \dots, n$.

$X(s, w)$ = the set of actions (ambulances) available in state $s \in S$ when customer type $w \in W$ arrives. The set of actions captures the available ambulances with $X(s, w) \subseteq \{1, 2, \dots, m\}$, or if no ambulances are available, a null ambulance (ambulance 0). When the triggering event is not a customer arrival, the null actions are either to move an ambulance completing service to its home location or to do nothing. Let $X^+(s, w) \subseteq X(s, w)$ capture the set of non-null ambulances.

$Pr(s', w' | s, w, j)$ = the conditional probability that the system moves from state $s \in S$ with customer type $w \in W$ to state $s' \in S$ with customer type $w' \in W$ when action $j \in X(s, w)$

is selected, which implicitly captures customer arrivals and service completions.

$r(s, w, j)$ = the reward when ambulance j is dispatched to customer type w in state s .

The state of the system is defined as a vector of ambulance locations, $S = (s_1, s_2, \dots, s_m)$. If ambulance j is in location 0 (i.e., $s_j = 0$), it is available; otherwise it is busy servicing a customer at location i , $i = 1, 2, \dots, n$ (i.e., $s_j = i$). The customer types W reflect combinations of location and triage level. The set of customers who require service arrive at the n locations according to Poisson processes. The computational example in Section 4 admits high-level and low-level customers $h \in \{H, L\}$ that arrive at one of n locations. This leads to $|W| = 2n$ customer types not including null customer types.

Let $X(s, w)$ denote the set of available actions in state s given that a customer with type w arrives. There are at most m actions available for each state-customer pair. The rewards reflect the utility of the action selected, which depends on the customer type as well as the ambulance that responds. Typically, the utility in emergency medical dispatch reflects the proportion of calls responded to within a fixed timeframe (e.g., nine minutes) [Erkut et al., 2008, McLay and Mayorga, 2013a]. A reward of zero is associated with assigning a null ambulance or a “lost” customer. The transition probabilities capture (1) the busy ambulances completing service and moved to location 0, and (2) a customer arriving, which requires that an ambulance is dispatched to the customer if one is available. Under these modeling assumptions, the MDP is recurrent, since each deterministic stationary policy leads to a single class where any ambulance could be assigned to any customer type, even if it is the last possible choice.

The model is formulated as an equivalent discrete time MDP using uniformization. The maximum rate of transitions is determined as $\gamma = \lambda + \sum_{j=1}^m \beta_j$ where $\beta_j = \max_{i=1,2,\dots,n} \{1/\mu_{ij}\}$. The transition probabilities $Pr(s', w' | s, w, j)$ are computed as follows. The probability that ambulance j becomes available if it is serving a customer of any type at location i is $(\gamma\mu_{ij})^{-1}$. This causes a transition from state s with $s_j = i$ to the corresponding state s' with $s'_j = 0$. Assigning ambulance j to an arriving customer type w at location i in state s with $s_j = 0$ causes a transition to the corresponding state s' with $s'_j = i$ with probability λ_w/γ . Finally, the probability of staying in state s is $\left(1 - \lambda/\gamma - \sum_{j=1}^m \sum_{i>0: s_j=i} \frac{1}{\gamma\mu_{ij}}\right)$, or $\left(1 - \sum_{j=1}^m \sum_{i>0: s_j=i} \frac{1}{\gamma\mu_{ij}}\right)$ if no ambulances are available in s . The reader is referred to McLay and Mayorga [2013a] for additional details.

The optimal policy for the unconstrained MDP can be identified by solving the linear programming (LP) formulation and yields a fully state-dependent dispatching policy. As noted earlier, the system is described by the state (the configuration of ambulances) as well as the

type of customer that has arrived (w). An action must be selected when an event occurs, where an event could be a new customer, a service completion, or a null event due to uniformization. When a null event occurs or there is a service completion, no action is taken, which is represented by a null action in the MDP. Let W denote the set of customer types that can arrive during each stage (including null customers to reflect events other than a customer arriving). Let $W^+ \subseteq W$ denote the set of non-null customers. Let $X^+(s, w) \subseteq X(s, w)$ denote the set of non-null ambulances. The variables in the LP model are $y(s, w, j)$, $s \in S, w \in W, j = 1, 2, \dots, m$, which represents the proportion of time the system is in state s when customer w has arrived and action j is selected.

First, the unrestricted MDP model (U) is formulated as a LP model.

$$\text{Model U : } Z^U = \max \sum_{s \in S, w \in W, j \in X(s, w)} r(s, w, j) y(s, w, j) \quad (1)$$

$$\text{subject to } \sum_{j' \in X(s', w')} y(s', w', j') - \sum_{s \in S, w \in W, j \in X(s, w)} \text{Pr}(s', w' | s, w, j) y(s, w, j) = 0, s' \in S, w' \in W \quad (2)$$

$$\sum_{s \in S, w \in W, j \in X(s, w)} y(s, w, j) = 1 \quad (3)$$

$$y(s, w, j) \geq 0, s \in S, w \in W, j \in X(s, w) \quad (4)$$

In Model U, the objective function (1) reflects the average reward per stage. The first set of constraints (2) balances the flow in and out of each state and customer type. The second set of constraints (3) requires that all of the actions sum to one. The final set of constraints (4) requires that the variables are non-negative. Note that since there is a finite number of states and bounded rewards, the optimal policy is Markovian and deterministic [Puterman, 1994].

3 Mixed integer programming formulation

In this section we present a mixed integer programming model formulation to identify optimal priority list policies associated with the MDP introduced in the previous section. To do so, we must identify a rank ordering of the m ambulances for each non-null customer type $w \in W^+$. There are two sets of variables. The first set of variables $y(s, w, j)$, $s \in S, w \in W, j = 1, 2, \dots, m$, is defined in the same way as in Model U. Recall that we are concerned with the structure of how non-null ambulances are dispatched to non-null customers; other types of decisions selected in the MDP are not a principle concern here. The second set of variables comprise the binary priority list design variables z , where $z_{w,j}^p$ is 1 if ambulance j is the p th preferred ambulance

to dispatch when customer $w \in W^+$ arrives and 0 otherwise, with $|z| = |W^+|m^2$. Define $P_{s,w} = m - |X(s, w)| + 1$, which is 1 when all of the (non-null) ambulances can be dispatched to customer type w and m when one non-null ambulance can be dispatched to customer type $w \in W^+$ in state $s \in S$. Here $P_{s,w}$ indicates the largest priority of an ambulance in the list that could be dispatched in state $s \in S$ to customer $w \in W^+$

The mixed integer programming model (Model PL) for priority list policies is formulated by adding constraints (5) – (8) to Model U (given by (1) – (4)).

$$\sum_{p=1}^m z_{w,j}^p = 1, w \in W^+, j = 1, 2, \dots, m \quad (5)$$

$$\sum_{j=1}^m z_{w,j}^p = 1, w \in W^+, p = 1, 2, \dots, m \quad (6)$$

$$y(s, w, j) \leq 1 - \sum_{j' \in X^+(s, w)} z_{w,j'}^p + \sum_{p'=1}^{p-1} z_{w,j}^{p'}, s \in S, w \in W^+, j \in X^+(s, w), p = 1, 2, \dots, P_{s,w} \quad (7)$$

$$z_{w,j}^p \in \{0, 1\}, w \in W^+, j = 1, 2, \dots, m, p = 1, 2, \dots, m. \quad (8)$$

The first and second sets of constraints, (5) and (6), require every (non-null) ambulance to be represented by exactly one priority and every priority to be assigned exactly one ambulance. The third set of constraints (7) allows an action to be selected only if another action with a higher priority has not been selected. This sets variable upper bounds for each of the linear variables $y(s, w, j)$. This set of constraints can reduce the variable upper bound for a $y(s, w, j)$ variable from one to zero—thereby removing the action—if another action is available with a higher priority. The variable upper bound is one if the current action is selected prior to other allowable actions that are a lower priority (shown by the last term in (7)). This set of constraints limits the allowable actions to one action per state based on the priority list variables. Note that several such upper bounds may be set for each linear variable $y(s, w, j)$, and hence, an action is removed if just one of these upper bounds is set to zero. The last set of constraints (8) ensures that the priority list design variables are binary.

Constraints (7) are illustrated through the following example with $m = 3$ ambulances. Assume that the priority list for customer w is to first send ambulance 3, then ambulance 2, and ambulance 1 last. Then, $z_{w,3}^1 = z_{w,2}^2 = z_{w,1}^3 = 1$, and $z_{w,j}^p = 0$ for all other combinations of i , j , and p for customer type w . Consider state s' , in which all three ambulances are available, with $X(s', w) = \{1, 2, 3\}$ and $P_{s',w} = 1$ (the most preferred ambulance will be sent, which is

ambulance 3). Then (7) results in the following three constraints being added to Model PL:

$$\begin{aligned} p = 1, \quad j = 1 : \quad & y(s', w, 1) \leq 1 - z_{w,2}^1 - z_{w,3}^1 = 0 \\ p = 1, \quad j = 2 : \quad & y(s', w, 2) \leq 1 - z_{w,1}^1 - z_{w,3}^1 = 0 \\ p = 1, \quad j = 3 : \quad & y(s', w, 3) \leq 1 - z_{w,1}^1 - z_{w,2}^1 = 1 \end{aligned}$$

These three constraints provide upper bounds for the three variables corresponding to the three available actions. The upper bounds for ambulances 1 and 2 are set to zero, these actions are not allowed in this state. Therefore, only action $j = 3$ is allowed, which is the first priority action.

Consider the same customer type w in a different state s'' with ambulances 1 and 2 available. Then, $X(s'', w) = \{1, 2\}$ and $P_{s'', w} = 2$. Then, $z_{w,3}^1 = z_{w,2}^2 = z_{w,1}^3 = 1$, and $z_{w,j}^p = 0$ otherwise (the same as before), and (7) results in the following four constraints being added to Model PL:

$$\begin{aligned} p = 1, \quad j = 1 : \quad & y(s'', w, 1) \leq 1 - z_{w,2}^1 = 1 \\ p = 2, \quad j = 1 : \quad & y(s'', w, 1) \leq 1 - z_{w,2}^1 + z_{w,1}^1 = 0 \\ p = 1, \quad j = 2 : \quad & y(s'', w, 2) \leq 1 - z_{w,1}^1 = 1 \\ p = 2, \quad j = 2 : \quad & y(s'', w, 2) \leq 1 - z_{w,1}^1 + z_{w,2}^1 = 1 \end{aligned}$$

The first two constraints correspond to ambulance 1, and the last two constraints correspond to ambulance 2. The second constraint disallows ambulance 1 from being dispatched by setting its upper bound to zero. Both upper bounds for $y(s'', w, 2)$ are 1, which means that these bounds do not limit how $y(s'', w, 2)$ can be set, thus leading to this action being selected.

When a single action is available in a state, constraint set (7) degenerates to trivial upper bound of 1 for the linear variable corresponding to the one available action. Therefore, when there is only one action available in for a state-customer pair, then variable upper bound constraints do not need to be added.

The MIP formulations suggest that the priority list requirement can be viewed as a type of design decision, where a one time priority list is first designed that determines the states during the MDP process. The MIP models could simultaneously consider other design decisions. This could be achieved by adding a set of budget constraints to the model formulation that enforce multiple knapsack constraints on the set of priority list design variables. In this case, knapsack k (of K total knapsacks) has capacity b_k and item $z_{w,j}^p$ has weights $a_{w,j}^{p,k}$, $k = 1, 2, \dots, K$, yielding

the set of constraints

$$\sum_{w \in W_0} \sum_{j=1}^m \sum_{p=1}^m a_{w,j}^{p,k} z_{w,j}^p \leq b_k, \quad k = 1, 2, \dots, K.$$

However, these constraints may not be appropriate for the emergency dispatch applications considered in this paper.

3.1 A MIP model that allows idling

In this section, we formulate Model PLI that lifts the non-idling policy assumption for some customer types to allow for the action space to allow for some customers to be “lost” even when there are available ambulances. It is assumed that customers that are lost are served by a neighboring region through mutual aid. We partition the set of non-null customer types into low-level (L) and high-level (H) subsets, i.e., $W^+ = W_L^+ \cup W_H^+$, with $W_L^+ \cap W_H^+ = \emptyset$. To maintain a recurrent MDP, we assume that an idling policy can only be used only for the low-level customers. The additional idling action for low-level customers in W_L^+ is captured by ambulance 0. Therefore, there are a total of $m + 1$ “ambulances” that are ordered for each low-level customer type, which is a non-null action in states where there are available ambulances. This new “ambulance” does not change the state space. The idling action is modeled as an ambulance that is always available for low-level customers, and therefore, the actions that appear in the priority list after the idling ambulance 0 are never selected. Idling is not allowed for high-level customer types, leading to at most m actions as before. Based on these assumptions, define $P_{s,w}^L = (m + 1) - |X(s, w)| + 1$ and $P_{s,w}^H = (m) - |X(s, w)| + 1$. Model PLI is formally stated as (9) – (20).

$$\text{Model PLI} \quad Z^{PLI} = \max \sum_{s \in S, w \in W, j \in X(s, w)} r(s, w, j) y(s, w, j) \quad (9)$$

$$\text{subject to} \quad \sum_{j' \in X(s', w')} y(s', w', j') - \sum_{s \in S, w \in W, j \in X(s, w)} Pr(s', w' | s, w, j) y(s, w, j) = 0, \quad \text{for } s' \in S, w' \in W \quad (10)$$

$$\sum_{s \in S, w \in W, j \in X(s, w)} y(s, w, j) = 1 \quad (11)$$

$$y(s, w, j) \geq 0, s \in S, w \in W, j \in X(s, w). \quad (12)$$

The objectives and constraints thus far are analogous to (1) – (4). The next five sets of constraints set the priority list variables for the low-level customers that allow for idling.

$$\sum_{p=1}^{m+1} z_{w,j}^p = 1, w \in W_L^+, j = 0, 1, \dots, m \quad (13)$$

$$\sum_{j=0}^m z_{w,j}^p = 1, w \in W_L^+, p = 1, 2, \dots, m+1 \quad (14)$$

$$y(s, w, j) \leq 1 - \sum_{j' \in X^+(s, w)} z_{w,j'}^p + \sum_{p'=1}^{p-1} z_{w,j}^{p'},$$

for $s \in S, w \in W_L^+, j \in X^+(s, w), p = 1, 2, \dots, P_{s,w}^L$ (15)

$$z_{w,j}^p \in \{0, 1\}, w \in W_L^+, j = 0, 1, \dots, m, p = 1, 2, \dots, m+1. \quad (16)$$

The final five sets of constraints set the priority list variables for the high-level customers that do not allow idling. These are the same as the analogous constraints in Model PL.

$$\sum_{p=1}^m z_{w,j}^p = 1, w \in W_H^+, j = 1, \dots, m \quad (17)$$

$$\sum_{j=1}^m z_{w,j}^p = 1, w \in W_H^+, p = 1, 2, \dots, m \quad (18)$$

$$y(s, w, j) \leq 1 - \sum_{j' \in X^+(s, w)} z_{w,j'}^p + \sum_{p'=1}^{p-1} z_{w,j}^{p'},$$

for $s \in S, w \in W_H^+, j \in X^+(s, w), p = 1, 2, \dots, P_{s,w}^H$ (19)

$$z_{w,j}^p \in \{0, 1\}, w \in W_H^+, j = 1, \dots, m, p = 1, 2, \dots, m. \quad (20)$$

It is worth noting that in many public safety systems, such as emergency medical services, idling policies are not typically used, since as all customers are expected to be served immediately. However, low-level patients are sometimes not immediately served during natural disasters or mass casualty events when the number of patients who require service overwhelm the system [DuBois and Albert, 2021].

4 Computational examples

In this section, we illustrate the solutions to Models PL and PLI, and we compare the resulting priority list policies from Model U and from a heuristic. The goal is to shed light on how restricted policy changes the underlying decisions and to understand when the priority list solutions improve upon those obtained by using a heuristic. The heuristic that we use is the

closest ambulance policy, which dispatches the closest available ambulance relative to a customer, a heuristic that conforms to a priority list.

The examples consider the following geographic regions with $m = 4$ ambulances. Each of the five regions is composed of four locations where customers can arrive, and an ambulance is located in the center of each customer location, both of which are numbered from 1 to 4.

Region R1

1	2	3	4
---	---	---	---

Region R2

1	2
3	4

Region R3

1	2	
	3	4

Region R4

1		
2	3	4

Region R5

	1	
2	3	4

Five customer arrival rates λ are considered, with $\lambda = 3, 6, 9, 12, 15$ customers per unit time. There are eight customer types that capture a combination of location (1 to 4) and customer severity, high-level and low-level. Half of all customers at each location are high-level. All distances are measured from the center of one location to another. The distance between the centers of two neighboring locations is set to 1.0, and the distances between each pair of locations is computed as the Euclidean distance, resulting in distances between zero and three. The average service times capture travel time, which is assumed to be equal to the distance (zero to three), and service provided at the scene, which is assumed to be 12. Therefore, the average service times are between 12 and 15 for each customer and ambulance pair. Ambulance service rates are identical for high-level and low-level customers at the same location.

The rewards are defined as a convex, piecewise linear function of the distance between the ambulance and the customer. The rewards for sending an ambulance to high-level customers that are 0, 1, 2, and 3 units away are 1, $1/2$, $1/4$, and $1/8$, respectively. The rewards for sending an ambulance to a low-level customer are $1/8$ of the rewards for sending the same ambulance to a high-level customer at the same location. Figure 1 illustrates the rewards for high-level customers. See Yoon and Albert [2018] for a discussion of how to weigh utilities of low-level customers relative to high-level customers.

There are five cases for the conditional arrival probabilities (labeled C1 – C5) to illustrate the effect of (geographic) customer dispersion on the optimal solutions when a customer arrives. They are summarized in Table 1. Case C1 corresponds to customers being uniformly dispersed

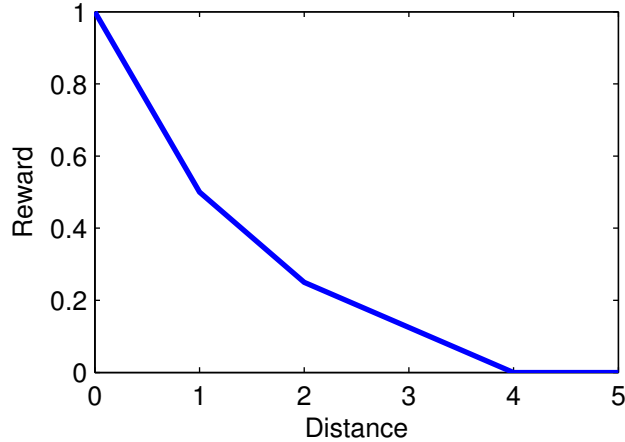


Figure 1: Rewards for assigning an ambulance to a high-level customer based on distance between the ambulance and the customer

throughout the region. Cases 2 and 3 correspond to customers being concentrated in one area either at the edge or in the center of the region, respectively. Cases 4 and 5 correspond to customers being concentrated in two of the areas at the edge or in the center of the region, respectively. With the five levels of λ , five regions, and five cases, there are 125 total scenarios.

All LP and MIP models are solved using Gurobi 4.5.1 on an Intel Core 2 Duo 1.86 GHz processor with 2.94 GB of RAM. The unrestricted model has 6,673 variables and 5,626 constraints. Model PL has 6,801 variables and 11,034 constraints. Gurobi identified optimal solutions within 10 to 320 seconds of execution time.

First, the Model PL solutions are compared to the unrestricted model solutions to identify the scenarios under which the optimal unrestricted solution does not conform to a priority list. The optimal unrestricted solutions (to Model U) yield a priority list in 83 of the 125 scenarios, when priority lists are not explicitly enforced. In these 83 scenarios, corresponding Model PL and Model U solutions have the same objective function values. In the other 42 scenarios, the Model PL solution values are within 0.5% of those of the corresponding Model U solutions. Since the objective function values between corresponding Model PL and Model U solutions are extremely close, we focus on differences in the underlying solutions. Table 2 summarizes the number of scenarios whose unrestricted policies are not priority list policies (out of five total scenarios for each region and case). Regions R2 and R5 and cases C2, C3, and C4 less frequently have optimal unrestricted policies that conform to priority lists.

Next, we compare the solutions across different models focusing on solutions to Model U, Model PL, and the closest ambulance heuristic. Many of the scenarios have symmetric regions

Table 1: Conditional arrival probabilities of a customer arriving at location i , $i = 1, 2, 3, 4$, given that a customer has arrived

Region	Arrival Case	$i = 1$	$i = 2$	$i = 3$	$i = 4$
R1	C1	0.25	0.25	0.25	0.25
	C2	0.7	0.1	0.1	0.1
	C3	0.1	0.7	0.1	0.1
	C4	0.4	0.1	0.1	0.4
	C5	0.1	0.4	0.4	0.1
R2	C1	0.25	0.25	0.25	0.25
	C2	0.7	0.1	0.1	0.1
	C3	0.2	0.4	0.2	0.2
	C4	0.4	0.1	0.1	0.4
	C5	0.4	0.4	0.1	0.1
R3	C1	0.25	0.25	0.25	0.25
	C2	0.7	0.1	0.1	0.1
	C3	0.1	0.7	0.1	0.1
	C4	0.4	0.1	0.1	0.4
	C5	0.1	0.4	0.4	0.1
R4	C1	0.25	0.25	0.25	0.25
	C2	0.7	0.1	0.1	0.1
	C3	0.1	0.7	0.1	0.1
	C4	0.4	0.1	0.1	0.4
	C5	0.1	0.4	0.4	0.1
R5	C1	0.25	0.25	0.25	0.25
	C2	0.7	0.1	0.1	0.1
	C3	0.1	0.1	0.7	0.1
	C4	0.1	0.4	0.1	0.4
	C5	0.4	0.1	0.4	0.1

Table 2: Number of unrestricted solutions to Model U that do not conform to priority lists

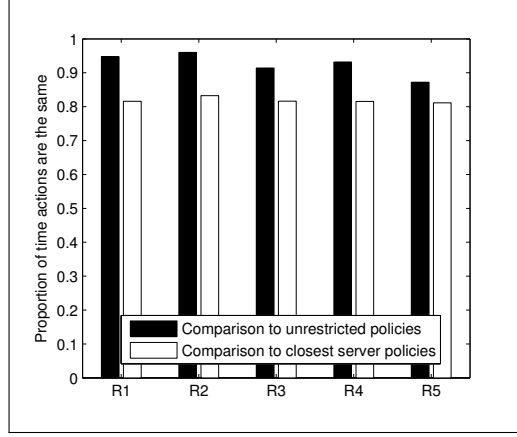
Region	Case					Total
	C1	C2	C3	C4	C5	
R1	1	1	0	0	2	4 (of 25)
R2	0	5	0	5	1	11 (of 25)
R3	0	1	2	0	0	3 (of 25)
R4	1	3	1	1	0	6 (of 25)
R5	4	5	5	4	0	18 (of 25)
Total	6 (of 25)	15 (of 25)	8 (of 25)	10 (of 25)	3 (of 25)	42 (of 125)

within them, and the solutions to these scenarios are not unique in terms of the relative distances between ambulances sent to customers. To address this issue, policies are said to be the same if they dispatch symmetric ambulances. For example, consider a customer arriving in $i = 1$ in R2. Policies that dispatch ambulance 2 or 3 are considered the same due to symmetry.

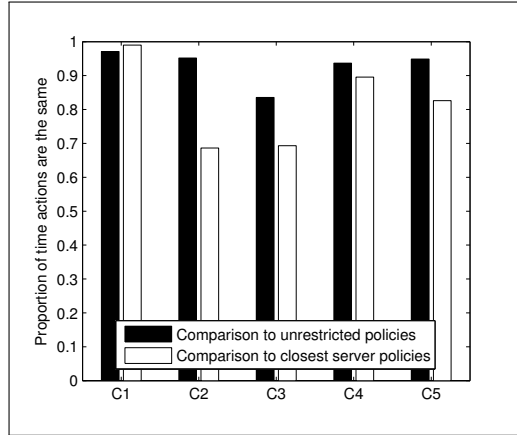
Solutions to Model U often do not conform to priority lists, and when the Models U and PL solutions differ, the differences in the policies can be substantial. Figure 2 provides three graphical comparisons between the optimal priority list and unrestricted solutions (the black bars) and between the optimal priority list and closest ambulance heuristic solutions (the white bars). The comparisons between the priority list and unrestricted solutions shed light on whether Model PL results in any meaningful changes to the dispatching policies as compared to Model U, and the comparisons between the priority list and closest ambulance heuristic solutions shed light on whether enforcing a priority list would lead to a simple policy that could more easily be obtained by a heuristic.

Each of the three subfigures in Figure 2 portrays the proportion of time two of the policies are the same in the states where at least two actions are available. Figure 2(a) suggests that policies are the same nearly the same proportion of time across each of the five regions, which suggests that the shape of the region may not greatly affect the policy. A different conclusion can be drawn when looking at Figure 2(b), which illustrates the results according to case. Here, the priority list solutions differ from the unrestricted and closest ambulance solutions the most for Cases 2 and 3. Finally, Figure 2(c) shows the similarities between the solutions as a function of λ . The priority list solutions increasingly differ from the unrestricted and closest ambulance solutions as λ increases. This suggests that optimal Model PL solutions may be dissimilar to heuristic and optimal unrestricted solutions when customers are highly concentrated in a single area or when the traffic in the system is higher. Therefore, Model PL may be most useful in these situations. Both types of comparisons made in Figure 2 suggest that Model PL identifies dispatching policies that would not be easily obtained without using the MIP modeling approach.

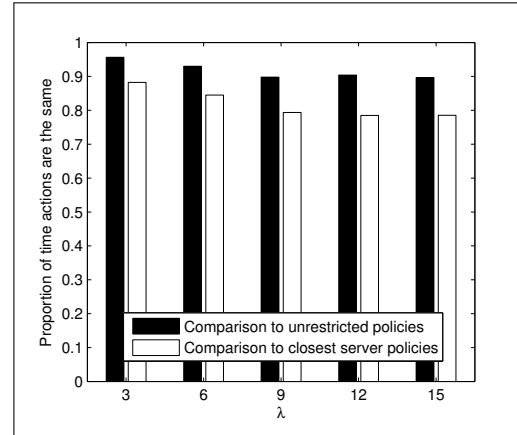
Table 3 reports the optimal priority lists for the scenarios with region R5 and case C2 across different values of λ . Each customer type is a combination of location (1 – 4) and level (high (H) or low (L)). Recall that 70% of the arriving customers are in location 1. Each column reports the order that the four ambulances are sent to one of the eight types of customers. The first ambulance (see the rows with Priority $p = 1$) indicates that the closest ambulance is always sent to each type of customer except to low-level customers at location 1. Here, ambulance 1 is rationed for high-level calls. While the differences between the unrestricted solutions are not



(a) by region



(b) by case



(c) by customer arrival rate

Figure 2: Comparisons of the Model PL solutions to the corresponding Model U and closest ambulance (server) heuristic solutions in terms of the proportion of time the same action is selected.

Table 3: Model PL priority lists for high-level (H) and low-level (L) customer types at each location for Region R5 and Case C2

λ	Priority (p)	Customer type (Location, level)							
		1H	2H	3H	4H	1L	2L	3L	4L
3	1	1	2	3	4	3	2	3	4
	2	3	3	4	3	4	4	2	3
	3	4	1	1	1	1	3	1	2
	4	2	4	2	2	2	1	4	1
6	1	1	2	3	4	3	2	3	4
	2	3	3	2	3	2	3	4	3
	3	2	1	4	1	4	4	2	2
	4	4	4	1	2	1	1	1	1
9	1	1	2	3	4	2	2	3	4
	2	3	3	4	3	4	3	2	3
	3	4	4	2	2	3	4	4	2
	4	2	1	1	1	1	1	1	1
12	1	1	2	3	4	2	2	3	4
	2	3	3	4	3	4	3	2	3
	3	2	4	2	2	3	4	4	2
	4	4	1	1	1	1	1	1	1
15	1	1	2	3	4	2	2	3	4
	2	3	3	2	3	4	3	4	3
	3	2	4	4	2	3	4	2	2
	4	4	1	1	1	1	1	1	1

reported here for brevity, we note that the differences between the unrestricted and priority list policies are in the backup coverage (i.e., the priority 2 – 4 ambulances to send to each type of customer). As λ increases, the need to ration ambulance 1 becomes apparent, and when $\lambda = 15$, ambulance 1 is the least preferred ambulance to send to all customers except for high-level customers located at 1. The priority lists for high-level customer types match those of the heuristic of sending the closest ambulance across all levels of λ . The policies are markedly different for low-level customer types. Finally, note that the Model PL solutions are identical to the closest ambulance heuristic solutions in only 3 of the 125 total scenarios, which suggests that Model PL is valuable for improving upon heuristic policies as well as for providing an upper bound on the solution value for heuristics that conform to priority list policies. In sum, the results from Table 3 and Figure 2 demonstrate that Model PL leads to policies that are not easily obtained by using a simple heuristic.

4.1 Analysis of idling policies

Next, we study the impact of allowing for idling policies. In Model PLI, the number of state-action pairs increases with the addition of the action to idle. As a result, the corresponding Model U has 9,625 variables and 5,706 constraints, and Model PLI has 9825 variables and 37,018 constraints. Gurobi identified optimal solutions instances within 199 and 630 seconds of

Table 4: Model PLI priority lists for high-level (H) and low-level (L) customer types at each location for for Region R5 and Case C2

λ	Priority (p)	Customer type (Location, level)							
		1H	2H	3H	4H	1L	2L	3L	4L
3	1	1	2	3	4	1	2	3	4
	2	3	3	2	3	3	3	4	3
	3	4	4	1	1	4	4	2	2
	4	2	1	4	2	Idle	1	Idle	1
6	1	1	2	3	4	3	2	3	4
	2	3	3	2	3	Idle	Idle	4	Idle
	3	4	4	4	2	Idle	Idle	Idle	Idle
	4	2	1	1	1	Idle	Idle	Idle	Idle
9	1	1	2	3	4	Idle	2	3	4
	2	3	3	4	3	Idle	Idle	Idle	Idle
	3	2	4	2	2	Idle	Idle	Idle	Idle
	4	4	1	1	1	Idle	Idle	Idle	Idle
12	1	1	2	3	4	Idle	2	3	4
	2	3	3	4	3	Idle	Idle	Idle	Idle
	3	4	4	2	2	Idle	Idle	Idle	Idle
	4	2	1	1	1	Idle	Idle	Idle	Idle
15	1	1	2	3	4	Idle	Idle	Idle	4
	2	3	3	4	3	Idle	Idle	Idle	Idle
	3	4	4	2	2	Idle	Idle	Idle	Idle
	4	2	1	1	1	Idle	Idle	Idle	Idle

execution time for Models U and PLI, respectively.

We focus on identifying when idling is optimal, since many of the observations regarding the policies mirror those reported in the previous section. We report results for the five Region R5 and Case C2 scenarios. When compared to the corresponding scenario that does not allow idling, idling improves the objective function values by 0.2% when $\lambda = 3$ to 17.7% when $\lambda = 15$. Table 4 reports the optimal priority list policies when allowing idling for these five scenarios. When $\lambda = 3$, it is optimal to serve all customers except in two cases when a single ambulance is available. An idling policy occurs more frequently as λ increases. Low-level customers are served when all ambulances are available when $\lambda \leq 6$. It is optimal to serve some low-level customers across all values of λ . As before, the need to ration ambulance 1 is apparent. In sum, this example illustrates how frequently low-level customers are “lost” due to idling when it is permissible as well as the differences in the policies as compared to when idling is not permitted (see Table 3).

5 Conclusions

This paper is concerned with identifying intuitive ambulance dispatch policies using Markov decision process models that are optimal but not fully state-dependent. We formulate new MIP models to identify optimal structured policies in a MDP that conform to priority lists. The MIP models build upon the traditional linear programming formulation for solving MDP models. The MIP modeling framework introduces new binary variables for enforcing policies that conform to the desired structure without expanding the state space. We introduce a base model that does not permit idling, and we extend this model to permit idling policies for low-level customers. In the models, a set of constraints sets variable upper bounds for each of the MDP actions.

The MIP modeling approach is applied to a specific dispatching problem where the priority list policies are desired. A series of examples are examined to understand when the optimal unrestricted solutions do not conform to priority lists; these scenarios suggest the benefit of the proposed MIP models when the calls are concentrated in a few areas in the region. A significant empirical finding is that the MIP formulation does not significantly degrade the solution values as compared to the unrestricted solution values and improves upon the solutions found with the heuristic of sending the closest ambulance. It is worth noting that the MIP solutions result in meaningful changes to the policies as compared to the unrestricted policies, which suggest that it is not simple or intuitive to alter the unrestricted policies to make them conform to priority lists.

Acknowledgements

This research was supported by the U.S. Department of the Army under Grant Award Number W911NF-10-1-0176. The views and conclusions contained in this document are those of the author and should not be interpreted as necessarily representing the official policies, either expressed or implied, of the U.S. Department of the Army.

References

- Ramon Alanis, Armann Ingolfsson, and Bora Kolfal. A Markov chain model for an ems system with repositioning. *Production and operations management*, 22(1):216–231, 2013.
- E. Altman. *Constrained Markov decision processes*. Chapman & Hall/CRC, Boca Raton, FL, 1999.
- Sardar Ansari, Laura Albert McLay, and Maria E Mayorga. A maximum expected covering problem for district design. *Transportation Science*, 51(1):376–390, 2017.

- F. J. Beutler and K. W. Ross. Optimal policies for controlled Markov chains with a constraint. *Journal of Mathematical Analysis and Applications*, 112:236 – 252, 1985.
- S. Budge, A. Ingolfsson, and E. Erkut. Approximating vehicle dispatch probabilities for emergency service systems with location-specific service times and multiple units per location. *Operations Research*, 57:251–255, 2009.
- N. Dimitrov, D. P. Michalopoulos, D. P. Morton, M. V. Nehme, F. Pan, E. Popova, E. A. Schneider, and G. G. Thoreson. Physics-based detection probability calculations. *Annals of Operations Research*, 187(1):207 – 228, 2011.
- N. B. Dimitrov and D. P. Morton. *Operations Research and Cyber-Infrastructure*, volume 47 II, chapter Combinatorial Design of a Stochastic Markov Decision Process, pages 167 – 193. Springer, Heidelberg, Germany, 2009.
- Eric DuBois and Laura A Albert. Dispatching policies during prolonged mass casualty incidents. *Journal of the Operational Research Society*, pages 1–15, 2021.
- E. Erkut, A. Ingolfsson, and G. Erdogan. Ambulance location for maximum survival. *Naval Research Logistics*, 55(1):42 – 55, 2008.
- Michel Gendreau, Gilbert Laporte, and Frédéric Semet. The maximal expected coverage relocation problem for emergency vehicles. *Journal of the Operational Research Society*, 57(1): 22–28, 2006.
- J. P. Jarvis. Approximating the equilibrium behavior of multi-server loss systems. *Management Science*, 31(2):235 – 239, 1985.
- R. C. Larson. A hypercube queuing model for facility location and redistricting in urban emergency services. *Computers & Operations Research*, 1(1):67 – 95, 1974.
- L. A. McLay and M. E. Mayorga. A model for optimally dispatching ambulances to emergency calls with classification errors in patient priorities. *IIE Transactions*, 45(1):1 – 24, 2013a.
- Laura A McLay and Maria E Mayorga. A dispatching model for server-to-customer systems that balances efficiency and equity. *Manufacturing & Service Operations Management*, 15(2): 205–220, 2013b.
- M. L. Puterman. *Markov Decision Processes: Discrete Stochastic Dynamic Programming*. John Wiley & Sons, Inc., New York, NY, 1994.
- F. Silva and D. Serra. Locating emergency services with different priorities: The priority queuing covering location problem. *Journal of the Operational Research Society*, 59(9):1229 – 1238, 2008.
- Hector Toro-Díaz, Maria E Mayorga, Sunarin Chanta, and Laura A McLay. Joint location and dispatching decisions for emergency medical services. *Computers & Industrial Engineering*, 64(4):917–928, 2013.
- TC Van Barneveld, Robert D van der Mei, and Sandjai Bhulai. Compliance tables for an ems system with two types of medical response units. *Computers & Operations Research*, 80: 68–81, 2017.
- Soovin Yoon and Laura A Albert. An expected coverage model with a cutoff priority queue. *Health care management science*, 21(4):517–533, 2018.