

Enhanced Multi-Objective A* Using Balanced Binary Search Trees

Zhongqiang Ren¹, Sivakumar Rathinam², Maxim Likhachev¹ and Howie Choset¹

¹Carnegie Mellon University, 5000 Forbes Ave., Pittsburgh, PA 15213, USA

²Texas A&M University, College Station, TX 77843-3123.

zhongqir@andrew.cmu.edu, srathinam@tamu.edu, mlikhach@andrew.cmu.edu, choset@andrew.cmu.edu

Abstract

This work addresses the Multi-Objective Shortest Path Problem (MO-SPP): Given a graph where each edge is associated with a non-negative cost vector, MO-SPP aims to find all the Pareto-optimal paths connecting the given start and goal nodes. To solve MO-SPP, the popular multi-objective A* (MOA*) like algorithms maintain a “frontier” set at any node during the search to keep track of the non-dominated paths that reach that node. The computational efficiency of MOA* algorithms directly depend on how efficiently one can maintain the frontier sets. Recently, several techniques have been developed in the literature to address this issue mainly for two objectives. In this work, we introduce a new method to efficiently maintain these frontiers for multiple objectives by leveraging balanced binary search trees. We provide extensive simulation results for problems with three, four and five objectives to show that our method outperforms existing techniques by an order of magnitude in general.

Introduction

Given a graph with non-negative scalar edge costs, the well-known shortest path problem (SPP) requires computing a minimum-cost path from the given start node to a destination node in the graph. This work considers the so-called Multi-Objective Shortest Path Problem (MO-SPP) (Loui 1983; Stewart and White 1991; Mandow and De La Cruz 2008), which generalizes SPP by associating each edge a non-negative cost vector (of constant length), where each component of the vector corresponds to an objective to be minimized. MO-SPP arises in applications such as hazardous material transportation (Erkut, Tjandra, and Verter 2007), airport departure runway scheduling (Montoya, Rathinam, and Wood 2013), to name a few.

In the presence of multiple conflicting objectives, there is in general no single solution path that optimizes all objectives at the same time. Therefore, the goal of MO-SPP is to find a Pareto-optimal set (of solution paths), whose cost vectors form the so-called Pareto-optimal front. A path is Pareto-optimal (also called non-dominated) if no objective can be improved without deteriorating at least one of the other objectives. MO-SPP is NP-hard, even with two objectives (Hansen 1980).

To solve MO-SPP, several multi-objective A* (MOA*)-like planners (Stewart and White 1991; Mandow and De La Cruz 2008; Ulloa et al. 2020; Goldin and Salzman 2021; Ahmadi et al. 2021) have been developed to compute the exact or an approximated Pareto-optimal front. In MO-SPP, there are in general, multiple non-dominated partial solution paths between the start and any other nodes in the graph, and MOA* planners memorize, select and expand these non-dominated paths at each node during the search. When a new partial solution path π is found to reach a node v , the path π needs to be compared with all previously found non-dominated paths that reach v to check for dominance: verify whether the accumulated cost vector along π is dominated by the accumulated cost vector of any existing paths. These dominance checks are computationally expensive, especially when there are many non-dominated paths at a node, as it requires a lot of cost vector comparisons (Pulido, Mandow, and Pérez-de-la Cruz 2015; Ulloa et al. 2020).

Recently, a fast dominance check technique was developed under the framework of MOA*-like search to expedite these dominance checks and the resulting algorithm Bi-objective A* (BOA*) (Ulloa et al. 2020) achieves around an order of magnitude speed up than existing MOA*-like search. After its appearance, BOA* has been further improved (Goldin and Salzman 2021; Ahmadi et al. 2021). However, BOA* as well as its improved versions are limited to handle two objectives only. It turns out to be quite challenging to generalize the method to more than two objectives. This work takes a first step to fill this gap by developing a fast dominance check method that can handle an arbitrary number of objectives for MOA*-like search.

Specifically, we develop a new algorithm called Enhanced Multi-Objective A* (EMOA*) that leverages a balanced binary search tree (BBST) to store the non-dominated partial solution paths at each node during the search. These BBSTs are constructed in an *incremental* manner during the search process, and expedite the dominance check in the presence of any number of objectives (that is no less than two). We show that the existing BOA* (Ulloa et al. 2020) is a special case of EMOA* when there are only two objectives. We also analyze the properties of EMOA* and show that EMOA* is guaranteed to find all cost-unique Pareto-optimal solutions. To verify our approach, we run massive tests to compare

EMOA* with regular MOA* planners (as baselines) in various maps with three, four and five objectives. Our results show that EMOA* achieves an order of magnitude speed-up than the baselines in general, and is particularly advantageous for problem instances with a large number of Pareto optimal solutions.

Problem Description

Let $G = (V, E, \vec{c})$ denote a graph with vertex set V and edge set E , where each edge $e \in E$ is associated with a non-negative cost vector $\vec{c}(e) \in (\mathbb{R}^+)^M$ with M being a positive integer and \mathbb{R}^+ being the set of non-negative real numbers. Let $\pi(v_1, v_\ell)$ denote a path connecting $v_1, v_\ell \in V$ via a sequence of vertices $(v_1, v_2, \dots, v_\ell)$ in G , where v_k and v_{k+1} are connected by an edge $(v_k, v_{k+1}) \in E$, for $k = 1, 2, \dots, \ell - 1$. Let $\vec{g}(\pi(v_1, v_\ell))$ denote the cost vector corresponding to the path $\pi(v_1, v_\ell)$, which is the sum of the cost vectors of all edges present in the path, i.e. $\vec{g}(\pi(v_1, v_\ell)) = \sum_{k=1,2,\dots,\ell-1} \vec{c}(v_k, v_{k+1})$. To compare any two paths, we compare the cost vector associated with them using the dominance relation (Ehrgott 2005):

Definition 1 (Dominance) Given two vectors a and b of length M , a dominates b (denoted as $a \succeq b$) if and only if $a(m) \leq b(m)$, $\forall m \in \{1, 2, \dots, M\}$, and $a(m) < b(m)$, $\exists m \in \{1, 2, \dots, M\}$.

If a does not dominate b , this non-dominance is denoted as $a \not\succeq b$. Any two paths $\pi_1(u, v), \pi_2(u, v)$, for two vertices $u, v \in V$, are non-dominated (with respect to each other) if the corresponding cost vectors do not dominate each other.

Let v_o, v_d denote the start and destination vertices respectively. The set of all non-dominated paths between v_o and v_d is called the *Pareto-optimal set*. A maximal subset of the Pareto-optimal set, where any two paths in this subset do not have the same cost vector is called a *cost-unique Pareto-optimal set*. This paper considers the problem that aims to compute a cost-unique Pareto-optimal set.

Enhanced Multi-Objective A*

Preliminaries

Let $l = (v, \vec{g})$ denote a *label*¹, which is a tuple of a vertex $v \in V$ and a cost vector \vec{g} . A label represents a partial solution path from v_o to v with cost vector \vec{g} . To simplify notations, given a label l , let $v(l), \vec{g}(l)$ denote the vertex and the cost vector contained in label l respectively. A label l is said to be dominated by (or is equal to) another label l' if $v(l) = v(l')$ and $\vec{g}(l) \succeq \vec{g}(l')$ (or $\vec{g}(l) = \vec{g}(l')$).

Let $\vec{h}(v), v \in V$ denote a *consistent* heuristic vector of vertex v that satisfies $\vec{h}(v) \leq \vec{h}(u) + \vec{c}(u, v), \forall u, v \in V$. Additionally, let $\vec{f}(l) := \vec{g}(l) + \vec{h}(v(l))$, and let OPEN denote a priority queue of labels, where labels are prioritized by their corresponding \vec{f} -vectors in the *lexicographic* order.

¹To identify a partial solution path, different names such as nodes (Ulloa et al. 2020), states (Ren, Rathinam, and Choset 2021b,a) and labels (Martins 1984; Sanders and Mandow 2013), have been used in the multi-objective path planning literature. This work uses “labels” to identify partial solution paths.

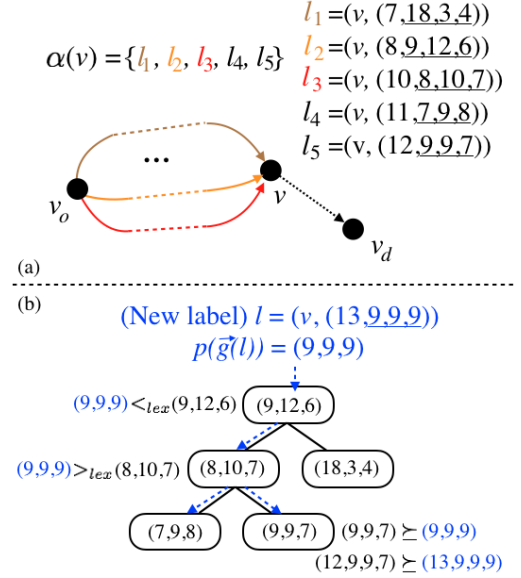


Figure 1: An illustration of using BBST-based method for the *FrontierCheck* procedure in EMOA* with $M = 4$. Fig. (a) shows the frontier set $\alpha(v)$ at vertex v : There are five non-dominated labels in $\alpha(v)$. The underlined three numbers of each \vec{g} -vector indicate the corresponding projected vector $p(\vec{g})$. Fig. (b) shows the running process of *FrontierCheck*, where the dashed blue arrows show the sequence of tree nodes that are traversed when running Alg. 2. The projected vector $(9, 9, 7)$ in the tree dominates the input vector $(9, 9, 9)$, which indicates that the new label (in blue) with \vec{g} -vector $(13, 9, 9, 9)$ is dominated and should be discarded in EMOA* search.

Finally, let $\alpha(u), u \in V$ denote the *frontier set* at vertex u , which stores all non-dominated labels l at vertex u (i.e. $v(l) = u$). Intuitively, each label $l \in \alpha(u), u \in V$ identifies a non-dominated (partial solution) path from v_o to u . See Fig. 1 (a) for an illustration. For presentation purposes, we also refer to $\alpha(v_d)$ as \mathcal{S} , the solution set, which is the frontier set at the destination vertex, and each label in \mathcal{S} identifies a cost-unique Pareto-optimal solution (path).

Algorithm Overview

As shown in Alg. 1, to initialize (line 1-3), EMOA* creates an initial label $l_o = (v_o, \vec{0})$ and inserts l_o into OPEN. Additionally, the frontier sets at all vertices are initialized to be empty sets. In each search iteration (line 5-16), the label with the lexicographically minimum \vec{f} -vector is popped from OPEN and is denoted as l in Alg. 1. This label l is then checked for dominance via the following two procedures:

- First, l is compared with labels in $\alpha(v(l))$ in procedure *FrontierCheck* to verify if there exists a label in $\alpha(v(l))$ that dominates (or is equal to) l .
- Second, l is compared with labels in \mathcal{S} in procedure *SolutionCheck* to check if there exists a label l^* in \mathcal{S} such that $\vec{g}(l^*)$ dominates (or is equal to) $\vec{f}(l)$. Note that $\vec{f}(l^*) = \vec{g}(l^*)$ as $\vec{h}(v(l^*)) = \vec{h}(v_d) = \vec{0}$.

Algorithm 1: EMOA*

```

1:  $l_o \leftarrow (v_o, \vec{0})$ 
2: Add  $l_o$  to OPEN
3:  $\alpha(v) \leftarrow \emptyset, \forall v \in V$ 
4: while OPEN  $\neq \emptyset$  do
5:    $l \leftarrow \text{OPEN.pop}()$ 
6:   if FrontierCheck( $l$ ) or SolutionCheck( $l$ ) then
7:     continue ▷ Current iteration ends
8:   UpdateFrontier( $l$ )
9:   if  $v(l) = v_d$  then
10:    continue ▷ Current iteration ends
11:   for all  $v' \in \text{GetSuccessors}(v(l))$  do
12:      $l' \leftarrow (v', \vec{g}(l) + \vec{c}(v, v'))$ 
13:      $\vec{f}(l') \leftarrow \vec{g}(l') + \vec{h}(v(l'))$ 
14:     if FrontierCheck( $l'$ ) or SolutionCheck( $l'$ ) then
15:       continue ▷ Move to the next successor.
16:     Add  $l'$  to OPEN
17: return  $\alpha(v_d)$  ▷  $\alpha(v_d)$  is also referred to as  $\mathcal{S}$ 

```

If l is dominated in either *FrontierCheck* or *SolutionCheck*, l is discarded and the current search iteration ends, because l cannot lead to a cost-unique Pareto-optimal solution. Otherwise (i.e. l is non-dominated in both *FrontierCheck* and *SolutionCheck*), l is used to update the frontier set $\alpha(v(l))$ (line 8): Procedure *UpdateFrontier* first removes all the existing labels in $\alpha(v(l))$ that are dominated by l , and then adds l into $\alpha(v(l))$. Note that this includes the case when $v(l) = v_d$, where $\alpha(v_d)$ (i.e. \mathcal{S}) is updated, which means a solution path from v_o to v_d is found. After *UpdateFrontier*, EMOA* verifies whether $v(l) = v_d$ (line 9). If $v(l) = v_d$, the current search iteration ends (line 10); Otherwise, l is expanded, as explained in the ensuing paragraph.

To expand a label l (i.e. to expand the partial solution path represented by label l), for each successor vertex v' of $v(l)$, a new label $l' = (v', \vec{g}(l) + \vec{c}(v, v'))$ is generated, which represents a new path from v_o to v' via $v(l)$ by extending l (i.e. the path represented by l). Then (line 14), *FrontierCheck* is invoked on label l' to verify if l' is dominated by any label in $\alpha(v(l'))$. If l' is non-dominated, l' is added to OPEN for future expansion.

Finally (line 17), EMOA* terminates the search process when OPEN is empty, and returns $\alpha(v_d)$ (i.e. \mathcal{S}), a set of labels, each of which represents a cost-unique Pareto-optimal solution path. Additionally, the cost vectors of labels in \mathcal{S} forms the entire Pareto-optimal front of the given problem instance.

Remark. EMOA* inherits the so-called idea of “lazy check” from BOA* (Ulloa et al. 2020). Without the lazy check, when a new label l' is generated, l' is used to filter OPEN (Madow and De La Cruz 2008), i.e. remove all labels in OPEN that are dominated by l' , which can be time-consuming. The idea of lazy check defers this filtering until a label is selected for expansion (line 5-7).

The Check and Update Problems

As aforementioned, EMOA* requires three procedures: *FrontierCheck*, *SolutionCheck* and *UpdateFrontier*, as building blocks. These three procedures encapsulate the computations that are related to dominance checks, and their computational efficiency significantly affects the overall search speed of the algorithm (Ulloa et al. 2020; Pulido, Madow, and Pérez-de-la Cruz 2015). Before discussing these procedures, this section first introduces two problem definitions that are relevant to these three procedures.

Definition 2 (Dominance Check (DC) Problem) *Given a set B of K -dimensional non-dominated vectors and a new K -dimensional vector b , the DC problem aims to verify whether there exists a vector $b' \in B$ such that $b' \leq b$ (i.e. b' is component-wise no larger than b , which is equivalent to $b' \succeq b$ or $b' = b$).*

Definition 3 (Non-Dominated Set Update (NSU) Problem) *Given a set B of K -dimensional non-dominated vectors and a new K -dimensional vector b that is non-dominated by any vectors in B , the NSU problem computes $ND(B \cup \{b\})$, i.e. the non-dominated subset of $B \cup \{b\}$.*

The relationship between the aforementioned three procedures and these two problems can be described as follows:

- In *FrontierCheck*, given a new label l and the frontier set $\alpha(v(l))$, an equivalent DC problem can be generated with input $b = \vec{g}(l)$ and $B = \{\vec{g}(l') | l' \in \alpha(v(l))\}$.
- Similarly, in *SolutionCheck*, given a new label l and the frontier set $\alpha(v(l))$, an equivalent DC problem can be generated with $b = \vec{f}(l)$ and $B = \{\vec{f}(l') | l' \in \alpha(v_d)\}$.
- Finally, in *UpdateFrontier*, given a new label l and the frontier set $\alpha(v(l))$, an equivalent NSU problem can be generated with $b = \vec{g}(l)$ and $B = \{\vec{g}(l') | l' \in \alpha(v(l))\}$.

From now on, we focus on how to quickly solve DC and NSU problems.

Note that, a *baseline* method that solves the DC problem runs a for-loop over each vector $b' \in B$ and check if $b' \leq b$, which takes $O(|B|K)$ time. A *baseline* method that solves the NSU problem requires two steps: (i) filter B by removing from B all vectors that are dominated by b , and (ii) add b into B . Here, a naive method for step (i) runs a for-loop over set B to remove all dominated vectors and takes $O(|B|K)$ time, and step (ii) takes constant time. Consequently, the overall time complexity is $O(|B|K)$.

A Review of Balanced Binary Search Tree (BBST)

To efficiently solve the DC and NSU problems, our method leverages balanced binary search tree data structure. As a short review, let n denote a node² within a binary search tree (BST) with the following attributes:

- Let $n.height$ denote the height value of node n , which is the number of edges along the longest downwards path between n and a leaf node. A leaf node has a height value of zero.

²For the rest of this work, for presentation purposes, the term “vertex” is associated with the graph G and the term “node” is associated with the balanced binary search tree.

- Let $n.key$ denote the key of node n , which is a K -dimensional vector in this work. To compare two nodes, their keys are compared with the *lexicographic* order.
- Let $n.left$ and $n.right$ denote the left child node and the right child node of n respectively, which represent the left sub-tree and the right sub-tree respectively.
- We say $n = NULL$ if node n does not exist in the BST. For example, if n is a leaf node, then $n.left = NULL$ and $n.right = NULL$.

In this work, we limit our focus to the AVL-tree, one of the most famous balanced BSTs. An AVL-tree has the following property: for any node n within an AVL-tree, let $d(n) := n.left.height - n.right.height$ denote the difference between the height of the left and the right child node, then AVL-tree is called “balanced” if $d(n) \in \{-1, 0, 1\}$. To maintain balance at insertion or deletion of nodes, an AVL-tree invokes the so-called “rotation” operations when $d(n) \leq -2$ or $d(n) \geq 2$ and the tree is always balanced. Consequently, given an AVL-tree of size N (i.e. a tree with N nodes), the height of the root node is bounded by $O(\log N)$.

BBST-Based Check Method

Given a set B of non-dominated vectors, let \mathcal{T}_B denote an AVL-tree that stores all vectors in B as the keys of tree nodes. Now, given a new vector b , the DC problem can be solved via Alg. 2, which traverses the tree recursively while running dominance comparison.

Specifically, Alg. 2 is invoked with $Check(\mathcal{T}_B.root, b)$, where $\mathcal{T}_B.root$ denotes the root of the tree and b is the input vector to be checked. As a base case (line 2), if the input node n is $NULL$, the algorithm terminates and returns false, which means b is non-dominated. When the input node is not $NULL$, b is checked for dominance against $n.key$ and returns true if $n.key \leq b$. Otherwise, the algorithm verifies if b is lexicographically smaller than (denoted as $<_{lex}$) $n.key$.

- (Case-1) If $b <_{lex} n.key$, there is no need to traverse the right sub-tree from n , since any node in the right sub-tree of n cannot be component-wise no larger than b , and the algorithm (recursively) invokes itself to traverse the left sub-tree for dominance checks.
- (Case-2) Otherwise (i.e. $b >_{lex} n.key$), the algorithm first invokes itself to traverse the left sub-tree (line 9) and then the right sub-tree (line 11) for dominance checks. Note that, in this case, both child nodes need to be traversed for further dominance check to ensure correctness.

BBST-Based Update Method

Similarly, the NSU problem with input B (in the form of a corresponding BBST \mathcal{T}_B) and a non-dominated vector b , can be solved by (i) invoking Alg. 3 to remove nodes with dominated keys from the tree \mathcal{T}_B and (ii) insert the input (non-dominated) vector b into the tree. Here, step (ii) is a regular AVL-tree insertion operation, which takes $O(\log |B|)$ time, and we will focus on step (i) in the ensuing paragraphs.

Algorithm 2: $Check(n, b)$

```

1: INPUT:  $n$  is a node in an AVL-tree and  $b$  is a vector
2: if  $n = NULL$  then
3:   return false
4: if  $n.key \leq b$  then
5:   return true
6: if  $b <_{lex} n.key$  then
7:   return  $Check(n.left, b)$ 
8: else
9:   if  $Check(n.left, b)$  then
10:    return true
11:  return  $Check(n.right, b)$ 

```

Algorithm 3: $Filter(n, b)$

```

1: INPUT:  $n$  is a node in an AVL-tree and  $b$  is a vector
2: if  $n = NULL$  then
3:   return  $NULL$ 
4: if  $b >_{lex} n.key$  then
5:    $n.right \leftarrow Filter(n.right, b)$ 
6: else
7:    $n.left \leftarrow Filter(n.left, b)$ 
8:    $n.right \leftarrow Filter(n.right, b)$ 
9: if  $b \succeq n.key$  then
10:  return  $AVL-Delete(n)$ 

```

For step (i), Alg. 3 is invoked with $Filter(\mathcal{T}_B.root, b)$, where $\mathcal{T}_B.root$ denotes the root of the tree and b is the input non-dominated vector. As shown in Alg. 3, as a base case (line 2), if the input node is $NULL$, the algorithm terminates and returns a $NULL$. When the input node n is not $NULL$, the algorithm verifies whether b is lexicographically larger than (denoted as $>_{lex}$) $n.key$.

- (Case-1) If $b >_{lex} n.key$, there is no need to filter the left sub-tree of n (since any nodes in the left sub-tree of n must be non-dominated by b) and the algorithm recursively invokes itself to traverse the right sub-tree for filtering.
- (Case-2) Otherwise (i.e. $b <_{lex} n.key$)³, the algorithm first invokes itself to traverse the left sub-tree (line 9) and then the right sub-tree (line 11) for filtering. Note that, in this case, both child nodes need to be traversed for further dominance check to ensure correctness.

At the end, $n.key$ is checked for dominance against b and if $n.key$ is dominated, n is removed via the regular deletion operation of the AVL-tree, which involves the necessary rotation operations to ensure that the resulting tree is still balanced. In the worst case, the entire tree is traversed and all nodes in the tree are recursively deleted (from the leaves to the root), which takes $O(|B|K)$ time.

Remark. Theoretically, both Alg. 2 and 3 runs in $O(|B|K)$

³Note that it's impossible to have $b = n.key$: Within the EMOA* algorithm (Alg. 1), $UpdateFrontier$ is always invoked after $FrontierCheck$. if $b = n.key$, $FrontierCheck$ removes it and $UpdateFrontier$ will not be invoked (line 6-8 in Alg. 1).

time in the worst case, which is the same as the aforementioned baseline approaches (i.e. running a for-loop over B). However, as shown in the numerical result section, these tree-based methods can solve the DC and NSU problems efficiently in comparison with the baselines in practice. The intuitive reason behind such efficiency is that, the AVL-tree is organized based on the lexicographic order, which can provide guidance when traversing the tree for dominance checks. As a result, only a small portion of the tree is traversed. Finally, note that the method in this section does not put any restriction on K .

EMOA* with BBST-Based Check and Update

This section presents how to efficiently leverage the aforementioned BBST-based algorithms (Alg. 2, 3) within the framework of EMOA* (Alg. 1). Specifically, as we will see, EMOA* provides a benefit of “dimensionality reduction”, which can further expedite the BBST-based check and update method.

First, EMOA* has the property that, during the search process, the sequence of labels being expanded at the same vertex has non-decreasing f_1 values, where f_1 represents the first component of the \vec{f} -vector of a label. Intuitively, this property is caused by the fact that heuristics are consistent and all labels are selected from OPEN in the lexicographic order of their \vec{f} -vectors. We formally prove this property in the Analysis section. Additionally, since all labels at the same vertex v have the same \vec{h} -vector, the sequence of labels being expanded at the same vertex also has non-decreasing g_1 values, where g_1 represents the first component of the \vec{g} -vector of a label.

Let $p : \mathbb{R}^M \rightarrow \mathbb{R}^{M-1}$ denote a projection function that removes the first component from the given vector. During the search process of EMOA*, when a new label l is generated, to realize procedure *FrontierCheck*, we only need to do dominance comparison between $p(\vec{g}(l))$ and $p(\vec{g}(l'))$, $\forall l' \in \alpha(v(l))$, instead of comparing $\vec{g}(l)$ with $\vec{g}(l')$, $\forall l' \in \alpha(v(l))$. Consequently, in EMOA*, for each vertex $v \in V$, a BBST \mathcal{T}_B as aforementioned is constructed with $B = \{p(\vec{g}(l')), \forall l' \in \alpha(v)\}$. In other words, the key of each node in \mathcal{T}_B is the projected cost vector of a non-dominated label in $\alpha(v)$.

To realize *FrontierCheck* for a label l that is extracted from OPEN (line 6 in Alg. 1), Alg. 2 is invoked with $b = p(\vec{g}(l))$ and n being the root node of the tree \mathcal{T}_B . We provide a toy example for *FrontierCheck* in Fig. 1. Similarly, for *SolutionFilter* (line 6 in Alg. 1), Alg. 2 is invoked with $b = p(\vec{f}(l))$ and n being the root node of the tree $\mathcal{T}_{B'}$ with $B' = \{p(\vec{g}(l')), \forall l' \in \alpha(v_d)\}$ (i.e. the set of all projected vectors of labels in the frontier set at the destination node). During the search, when a new non-dominated label l is extracted from OPEN and is used to update the frontier set in procedure *UpdateFrontier* (line 8 in Alg. 1), Alg. 3 is first invoked with $\vec{b} = p(\vec{g}(l))$ and n being the root node of the tree \mathcal{T}_B where $B = \{p(\vec{g}(l')), \forall l' \in \alpha(v(l))\}$. Then, $\vec{b} = p(\vec{g}(l))$ is inserted into \mathcal{T}_B .

To summarize, within the framework of EMOA*, to realize procedures *FrontierCheck*, *SolutionCheck* and *Update-*

Frontier, only the projected vectors of labels are needed, instead of the original vectors. This reduces the dimensionality of the cost vectors by one, and can improve computational efficiency. Similar ideas of reducing the dimensionality of the cost vectors (without leveraging BBSTs) have been explored in the literature (Pulido, Mandow, and Pérez-de-la Cruz 2015; Ulloa et al. 2020).

Relationship to BOA*

For readers that are familiar with BOA* (Ulloa et al. 2020), EMOA* generalizes BOA* in the following sense. When $M = 2$, for any cost vector \vec{g} in a label, the projected vector $p(\vec{g})$ is of length one and is basically a scalar value. In this case, the AVL-tree corresponding to $\alpha(v)$ of any vertex $v \in V$ in EMOA* becomes a singleton tree: a tree with a single root node $\mathcal{T}_B.root$. The key value of $\mathcal{T}_B.root$ is the minimum value of $g_2(l)$ among all labels $l \in \alpha(v)$, which is the same as the auxiliary variable g_2^{min} introduced at each vertex in BOA*. Additionally, solving a DC problem requires only a scalar comparison between $\mathcal{T}_B.root.key$ and the scalar $p(\vec{g})$, the projected cost vector of the label selected from OPEN in each search iteration. Clearly, this scalar comparison takes $O(1)$ time. Finally, when $M = 2$, the *UpdateFrontier* in EMOA* requires simply assigning the scalar $p(\vec{g})$ to $\mathcal{T}_B.root.key$, which also takes $O(1)$ time. Therefore, BOA* can be regarded as a special case of EMOA* when $M = 2$.

Tri-Objective A* (TOA*)

When $M = 3$, EMOA* can be further improved to achieve better runtime complexity when running Alg. 2. We name this improved algorithm TOA* (Tri-Objective A*), an improved version of EMOA* that is limited to $M = 3$.

TOA* differs from EMOA* as follows: line 9-10 in Alg. 2 are removed. In other words, when $M = 3$, each projected vector b as well as the key of all nodes in the tree \mathcal{T}_B have length $(M - 1) = 2$. In this case, during the computation of Alg. 2, when $b >_{lex} n.key$ (i.e. line 8 in Alg. 2), there is no need to further traverse the left sub-tree. The following theorem shows why these two lines can be removed in TOA*.

Theorem 1 *Given b , a two dimensional vector, and an arbitrary node n in \mathcal{T}_B , if (i) $n.key \not\leq b$ and (ii) $b >_{lex} n.key$, then the key of any nodes in the left sub-tree of n cannot dominate b .*

Sketch Proof 1 *Let subscript denote the specific component within a vector. From (i) and (ii), we have $b_1 \geq n.key_1$ and $b_2 < n.key_2$. For any node n' in the left sub-tree of n , by construction of the tree, $n' <_{lex} n$ and thus $n'.key_1 \leq n.key_1$. Additionally, by definition, the key of every pair of nodes in \mathcal{T}_B are non-dominated and non-equal to each other, thus $n'.key_2 > n.key_2$. Put them together, we have*

$$b_2 < n.key_2 < n'.key_2.$$

Thus, b is not dominated by $n'.key$. Since n' can be any nodes in the left sub-tree of n , the theorem is proved.

In TOA*, the modified Alg. 2 traverses the tree either to the left sub-tree (when $b <_{lex} n.key$) or to the right sub-tree (when $b >_{lex} n.key$), which leads to a time complexity of $O(\log|B|)$ (note that M is a constant here). We say that TOA* is an improved version of EMOA* with $M = 3$ since the theoretic computational complexity is improved. Finally, we summarize the computational complexity of the *Check* and *Update* procedures in BOA* (Ulloa et al. 2020) and our algorithms (TOA* and EMOA*) in Table 1.

	BOA*	TOA*	EMOA*
M	$= 2$	$= 3$	≥ 2
<i>Check</i>	$O(1)$	$O(\log B)$	$O(B (M-1))$
<i>Update</i>	$O(1)$	$O(B)$	$O(B (M-1))$

Table 1: Runtime complexity of related methods.

Analysis of EMOA*

During the search process, at line 5 of Alg. 1, we say a label is *extracted* from OPEN. At line 11 of Alg. 1, we say a label is *expanded*. Clearly, the set of expanded labels during the search is a subset of extracted labels. Additionally, at line 12 of Alg. 1, we say a new label is *generated*.

Lemma 1 *When expanding a label l , each successor label l' has f_1 value no smaller than the f_1 value of l .*

Sketch Proof 2 *As \vec{h} -vectors (of labels) are consistent, $c_1(v(l), v(l')) + h_1(v(l')) \geq h_1(v(l))$. Therefore, $f_1(l') = g_1(l') + h_1(v(l')) = g_1(l) + c_1(v(l), v(l')) + h_1(v(l')) \geq g_1(l) + h_1(v(l)) = f_1(l)$.*

Lemma 2 *During the search process of Alg. 1, the sequence of extracted labels from OPEN has non-decreasing f_1 values.*

Sketch Proof 3 *In each search iteration, EMOA* extracts the label l with the lexicographically minimum \vec{f} , which means l has the minimum f_1 value among any other label l' in OPEN. With Lemma 1, any successor label l'' to be generated after the expansion of l (or l') has no smaller f_1 value than the f_1 value of l (or l'). Therefore, the sequence of extracted labels from OPEN has non-decreasing f_1 values.*

Corollary 1 *During the search, the sequence of extracted and expanded labels at a specific vertex has non-decreasing f_1 and g_1 values.*

As the sequence of extracted labels at a specific vertex is a subset of all labels that are extracted from OPEN, this corollary is obvious given Lemma 2.

Corollary 2 *During the search, for a label l that is extracted from OPEN, we have $\vec{g}(l') \leq \vec{g}(l), l' \in \alpha(v(l))$ if and only if $p(\vec{g}(l')) \leq p(\vec{g}(l)), l' \in \alpha(v(l))$.*

Corollary 2 comes from the correctness of the BBST-based methods for *FrontierCheck*, *SolutionCheck* and *UpdateFrontier* procedures.

With all these results in hand, we now explain that the EMOA* algorithm is guaranteed to find all cost-unique

Pareto-optimal paths. In each search iteration, Alg. 1 extracts a candidate label l from OPEN. As procedures *FrontierCheck* and *SolutionCheck* are correct: a label is discarded if and only if it is dominated by or equal to some other expanded labels, which means it can not lead to a cost-unique Pareto-optimal solution. Additionally, with *UpdateFrontier*, at any time of the search, the frontier set at each node contains only cost-unique non-dominated labels. At termination, all the labels in the frontier set at v_d must be cost-unique Pareto-optimal labels. Finally, during the expansion, all possible successor labels are generated and the non-dominated ones are inserted into OPEN for future expansion. The algorithm terminates only when all labels are either expanded or discarded, which guarantees that all cost-unique Pareto-optimal solutions are found. We summarize the property of EMOA* with the following theorem.

Theorem 2 *EMOA* computes a maximal set of cost-unique Pareto-optimal paths connecting v_o and v_d at termination.*

Numerical Results

Baselines

To verify the performance of the proposed EMOA* and TOA*, we introduce two baselines for comparison. The first baseline (denoted as Baseline-1) follows the same workflow as shown in Alg. 1, while the *FrontierCheck*, *SolutionCheck* and *UpdateFrontier* procedures are implemented with a naive for-loop as aforementioned in section “The Check and Update Problems”. Furthermore, at each node v , a list $Q(v)$ of projected \vec{g} -vectors of the non-dominated labels in the frontier set $\alpha(v)$ is introduced, and those three procedures run for-loops to conduct dominance comparisons between the projected vector of the input label and each of the project vectors in $Q(v)$.

The second baseline (denoted as Baseline-2) is an “optimized” version of Baseline-1, where $Q(v)$ at each node v is further sorted with the lexicographic order from the minimum (i.e. lex. min.) to the maximum (i.e. lex. max.). In *FrontierCheck* (and *SolutionCheck*), to check whether an input label l is dominated or not, the procedure loops from the lex. min. to the lex. max. of $Q(v)$ (and $Q(v_d)$) and stops at the first vector in $Q(v)$ (and $Q(v_d)$) that dominates $p(\vec{g}(l))$ (and $p(\vec{f}(l))$ respectively). Similarly, in *UpdateFrontier*, to filter $Q(v)$ with an input non-dominated label l , the procedure first loops from the lex. max. to the lex. min. and stops at the first vector in the list that is lexicographically less than $p(\vec{g}(l))$. Then *UpdateFrontier* finds the right place to insert $p(\vec{g}(l))$ into $Q(v)$ to ensure that $Q(v)$ is still lexicographically sorted. We call it an optimized version as we take the view that, by running a for-loop over a lexicographically sorted list, the for-loop may stop earlier, and thus the overall search is expedited.

We implement in C++ and test on a laptop with an Intel Core i7 CPU and 16 GB RAM. For a M -objective problem, the heuristic vectors are computed by running totally M backwards Dijkstra search from v_d : the m -th Dijkstra search ($m = 1, 2, \dots, M$) uses edge cost values $c_m(e), \forall e \in E$ (i.e. the m -th component of the cost vector $\vec{c}(e)$ of all edges). For all the tests, the time to compute heuristics is negligible

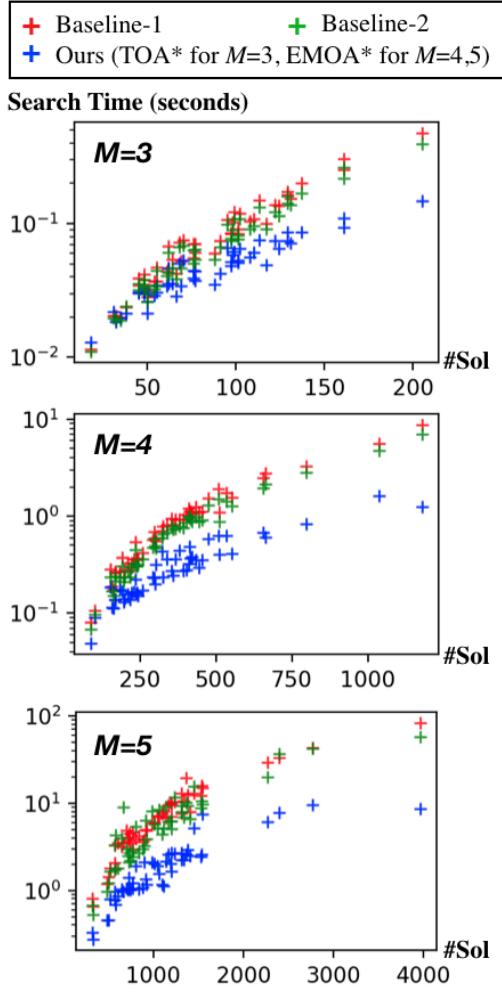


Figure 2: Search time comparison between TOA*/EMOA* (ours) and the baselines in an empty 10×10 map. The search time of each instance is visualized against the number of cost-unique Pareto-optimal solutions of the instance.

in comparison with the overall search time, and we report the search time of the algorithm, which excludes the time for computing heuristics. In addition, the difference in the search time of TOA* and EMOA* with $M = 3$ is considerably small, and we report the result of TOA* only.

Empty Map Tests with $M = 3, 4, 5$

We begin by testing TOA* ($M = 3$) and EMOA* ($M = 4, 5$) against both baselines in a small obstacle-free four-connected grid of size 10×10 with v_o locating at the lower left corner and v_d locating at the upper right corner. The edge cost vectors are generated by randomly sampling each component from the integers within $[1, 10]$, and 50 instances are generated. We plot the search time (vertical axis) against the number of cost-unique Pareto-optimal solutions (horizontal axis) for each instance in Fig. 2.

As shown in Fig. 2, our methods expedite the overall search process for up to an order of magnitude in general for all $M = 3, 4, 5$. Additionally, the speed up provided by our

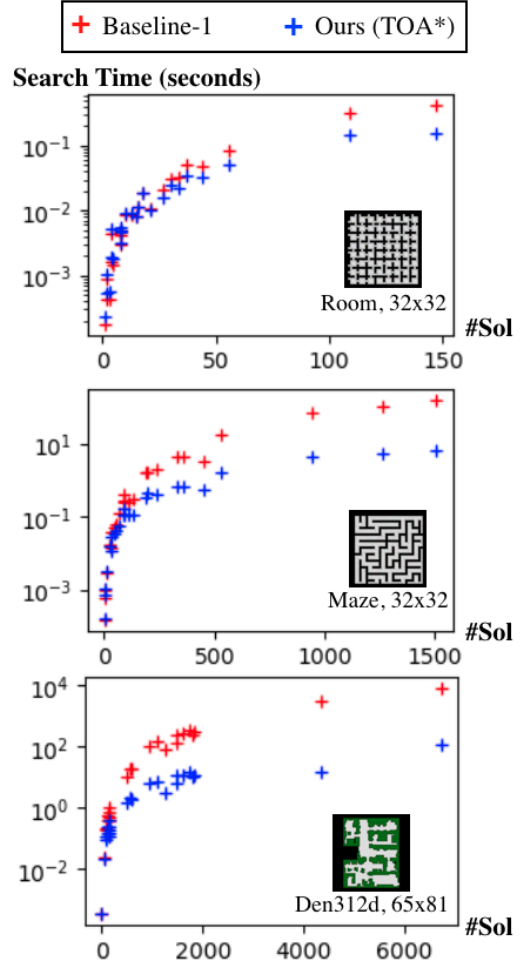


Figure 3: Search time comparison between TOA* (ours) and the Baseline-1 in various maps. The search time of each instance is visualized against the number of cost-unique Pareto-optimal solutions of the instance.

methods becomes more obvious as the number of the Pareto-optimal solutions increases, which indicates that TOA* and EMOA* are particularly advantageous when the given problem instance has a lot of Pareto-optimal solutions.

Fig. 2 also shows that Baseline-2 (*i.e.* the optimized baseline) slightly expedites the search process in comparison with Baseline-1 in general. However, this expedition is ignorable when comparing with our methods. From here, we compare our methods against Baseline-1 only, in order to make the plots easier to read.

Three Objectives in Various Maps

We then fix $M = 3$ and test TOA* against Baseline-1 in several (grid) maps selected from a online data set (Stern et al. 2019). The start and destination vertices are given in this data set. We make each grid a four-connected graph and the edge cost vectors are generated by randomly sampling each component from the integers in the range $[1, 10]$.

As shown in Fig. 3, TOA* runs faster than the baseline in

general. However, in the room map, for those instances with less than 30 Pareto-optimal solutions, TOA* runs slightly slower than Baseline-1. It indicates that for problem instances with a small number of Pareto-optimal solutions, our method may not be the best choice to solve the problem.

By looking at the horizontal axes of the plots in Fig. 3 and the size of the maps, we can observe that, in general, the problem instances with larger maps tend to have a larger number of Pareto-optimal solutions and our method may be helpful. Note that in map Den312d of size 65×81 , our TOA* achieves up to two orders of magnitude expedition in comparison with Baseline-1.

Three Objectives in Empty Maps of Different Sizes

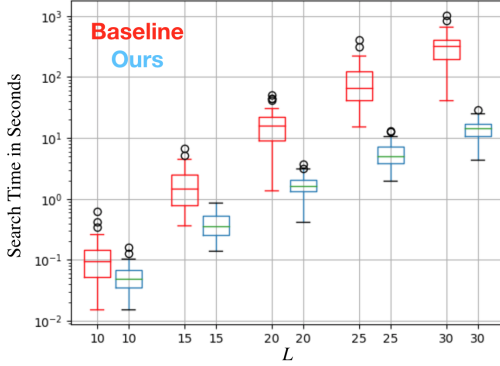


Figure 4: Run time comparison between TOA* (ours) and the baseline. Run time distributions are visualized with box plots.

L	10	15	20	25	30
Avg. #Sol.	83.9	267.1	651.8	1150.6	1781.9
Avg. #Exp.	896	5708	23032	69065	158489

Table 2: This table shows the average number of cost-unique Pareto-optimal solutions and the average number of expansions in maps of different size L .

Finally, to investigate the advantage of our method in maps of various sizes. We fix $M = 3$ and run TOA* against Baseline-1 in an obstacle-free four-connected grid of size $L \times L$, $L = 10, 15, 20, 25, 30$ with v_o locating at the lower left corner and v_d locating at the upper right corner. The edge cost vectors are generated by randomly sampling each component from $[1, 10]$, and 50 instances are generated for each L . We visualize the distribution of the search time with box plots for each L in Fig. 4. We also show the average number of Pareto-optimal solutions and the average number of expansions over all instances for each L in Table 2.

As shown in Fig. 4, the advantage of TOA* becomes more obvious as the size of the map (*i.e.* L) increases. From Table 2, as L increases, there are on average more Pareto-optimal solutions and the algorithms need more expansions to find them. This result verifies that, in practice, larger maps tend to have more Pareto-optimal solutions, and our method tends to run much faster in comparison with the baselines.

Related Work

Multi-objective shortest path problem (MO-SPP) has a long history (Loui 1983; Stewart and White 1991; Mandow and De La Cruz 2008) and remains an active research topic till recent (Ulloa et al. 2020; Goldin and Salzman 2021; Ahmadi et al. 2021). MO-SPP algorithms ranges from exact approaches (Mandow and De La Cruz 2008; Ulloa et al. 2020) to approximation methods (Goldin and Salzman 2021; Perny and Spanjaard 2008; Warburton 1987), trading off solution optimality for computational efficiency. This work belongs to the category of exact approaches.

Among the exact methods, several techniques (Pulido, Mandow, and Pérez-de-la Cruz 2015; Ulloa et al. 2020) have been developed to maintain the frontier set efficiently, which expedite the overall MOA* search significantly. Among them, the recent BOA* (Ulloa et al. 2020) speeds up the conventional MOA*-like search for about an order of magnitude. However, BOA* is limited to bi-objective problems only. This work provides a method that can handle an arbitrary number of objectives that is more than one.

Finally, another related work is Kung’s method (Kung, Luccio, and Preparata 1975), which fast computes the non-dominated subset of a set of vectors: Given an arbitrary set A of M dimensional vectors ($M \geq 2$), Kung’s method aims to compute $ND(A)$, the non-dominated subset of A . The DC and NSU problems introduced in this work as mentioned in Def. 2 and 3 can be regarded as an *incremental* version of the problem solved by Kung’s method, since the frontier set in MOA*-like search, is constructed in an incremental manner during the MOA*-like search.

Conclusion

This work considers the so-called Multi-Objective Shortest Path Problem (MO-SPP) with an arbitrary number of objectives. In this work, we observe that, during the search process of MOA*-like algorithms, the frontier set at each vertex is computed incrementally by solving the Dominance Check (DC) problem and Non-Dominated Set Update (NSU) problems iteratively. Based on this observation, we develop a balanced binary search tree (BBST)-based approach to efficiently solve the DC and NSU problems in the presence of an arbitrary number of objectives. With the help of the BBST-based methods, we also develop the Enhanced Multi-Objective A* (EMOA*) algorithm, which computes all cost-unique Pareto-optimal paths for MO-SPP problems. We also develop the TOA* algorithm, an improved version of EMOA* when there are three objectives. We discuss the correctness and the computational complexity of the proposed TOA* and EMOA*, and verify them with massive tests in the presence of three, four and five objectives. The numerical result shows that TOA* and EMOA* runs up to an order of magnitude faster than the baseline method, and is of particular advantage for problems with a large number of Pareto-optimal solutions.

References

Ahmadi, S.; Tack, G.; Harabor, D.; and Kilby, P. 2021. Bi-objective Search with Bi-directional A. *arXiv preprint*

arXiv:2105.11888.

Ehrgott, M. 2005. *Multicriteria optimization*, volume 491. Springer Science & Business Media.

Erkut, E.; Tjandra, S. A.; and Verter, V. 2007. Hazardous materials transportation. *Handbooks in operations research and management science*, 14: 539–621.

Goldin, B.; and Salzman, O. 2021. Approximate Bi-Criteria Search by Efficient Representation of Subsets of the Pareto-Optimal Frontier. In *Proceedings of the International Conference on Automated Planning and Scheduling*, volume 31, 149–158.

Hansen, P. 1980. Bicriterion path problems. In *Multiple criteria decision making theory and application*, 109–127. Springer.

Kung, H.-T.; Luccio, F.; and Preparata, F. P. 1975. On finding the maxima of a set of vectors. *Journal of the ACM (JACM)*, 22(4): 469–476.

Loui, R. P. 1983. Optimal paths in graphs with stochastic or multidimensional weights. *Communications of the ACM*, 26(9): 670–676.

Madow, L.; and De La Cruz, J. L. P. 2008. Multiobjective A* search with consistent heuristics. *Journal of the ACM (JACM)*, 57(5): 1–25.

Martins, E. Q. V. 1984. On a multicriteria shortest path problem. *European Journal of Operational Research*, 16(2): 236–245.

Montoya, J.; Rathinam, S.; and Wood, Z. 2013. Multiobjective departure runway scheduling using dynamic programming. *IEEE Transactions on Intelligent Transportation Systems*, 15(1): 399–413.

Perny, P.; and Spanjaard, O. 2008. Near admissible algorithms for multiobjective search. In *18th European Conference on Artificial Intelligence ECAI-08*, volume 178, 490–494. IOS Press.

Pulido, F.-J.; Madow, L.; and Pérez-de-la Cruz, J.-L. 2015. Dimensionality reduction in multiobjective shortest path search. *Computers & Operations Research*, 64: 60–70.

Ren, Z.; Rathinam, S.; and Choset, H. 2021a. Multi-objective Path-based D* Lite. In *Proceedings of ICAPS '21 9th Workshop on Planning and Robotics (PLANROB '21)*.

Ren, Z.; Rathinam, S.; and Choset, H. 2021b. Subdimensional Expansion for Multi-Objective Multi-Agent Path Finding. *IEEE Robotics and Automation Letters*, 6(4): 7153–7160.

Sanders, P.; and Madow, L. 2013. Parallel label-setting multi-objective shortest path search. In *2013 IEEE 27th International Symposium on Parallel and Distributed Processing*, 215–224. IEEE.

Stern, R.; Sturtevant, N.; Felner, A.; Koenig, S.; Ma, H.; Walker, T.; Li, J.; Atzmon, D.; Cohen, L.; Kumar, T.; et al. 2019. Multi-Agent Pathfinding: Definitions, Variants, and Benchmarks. In *Symposium on Combinatorial Search*, 151–158.

Stewart, B. S.; and White, C. C. 1991. Multiobjective A*. *Journal of the ACM (JACM)*, 38(4): 775–814.

Ulloa, C. H.; Yeoh, W.; Baier, J. A.; Zhang, H.; Suazo, L.; and Koenig, S. 2020. A Simple and Fast Bi-Objective Search Algorithm. In *Proceedings of the International Conference on Automated Planning and Scheduling*, volume 30, 143–151.

Warburton, A. 1987. Approximation of Pareto optima in multiple-objective, shortest-path problems. *Operations research*, 35(1): 70–79.