

# Querying Inconsistent Prioritized Data with ORBITS: Algorithms, Implementation, and Experiments\*

Meghyn Bienvenu<sup>1</sup>, Camille Bourgaux<sup>2</sup>

<sup>1</sup> CNRS & University of Bordeaux, France

<sup>2</sup> DI ENS, ENS, CNRS, PSL University & Inria, Paris, France

meghyn.bienvenu@labri.fr, camille.bourgaux@ens.fr

## Abstract

We investigate practical algorithms for inconsistency-tolerant query answering over prioritized knowledge bases, which consist of a logical theory, a set of facts, and a priority relation between conflicting facts. We consider three well-known semantics (AR, IAR and brave) based upon two notions of optimal repairs (Pareto and completion). Deciding whether a query answer holds under these semantics is (co)NP-complete in data complexity for a large class of logical theories, and SAT-based procedures have been devised for repair-based semantics when there is no priority relation, or the relation has a special structure. The present paper introduces the first SAT encodings for Pareto- and completion-optimal repairs w.r.t. general priority relations and proposes several ways of employing existing and new encodings to compute answers under (optimal) repair-based semantics, by exploiting different reasoning modes of SAT solvers. The comprehensive experimental evaluation of our implementation compares both (i) the impact of adopting semantics based on different kinds of repairs, and (ii) the relative performances of alternative procedures for the same semantics.

## 1 Introduction

The question of how to handle data that is inconsistent w.r.t. expressed constraints, be they given by database dependencies or ontologies, has great practical relevance. Data cleaning addresses this problem by modifying datasets so that they satisfy the constraints, often using heuristics to decide how to resolve contradictions, which may result in wrong facts being kept, or true facts removed (as discussed e.g. in (Fan 2015)). An alternative, more principled, approach is to adopt inconsistency-tolerant semantics in order to extract meaningful information from the contradictory data.

In the database setting, such an approach goes by the name of *consistent query answering* (CQA) and has been extensively studied since the seminal work of Arenas, Bertossi, and Chomicki (1999), see e.g. the recent survey by Wijsen (2019). A central notion is that of a (*subset*) *repair*, defined as a maximal subset of the dataset that satisfies the constraints. Intuitively, repairs represent all different ways of minimally modifying the data to satisfy the constraints. As

we do not know which repair corresponds to the true part of the data, the CQA semantics stipulates that a tuple is a query answer if it is an answer w.r.t. every repair (in line with how skeptical inference is defined in many KR settings).

Inconsistency-tolerant semantics have also drawn considerable interest in the setting of ontology-mediated query answering (OMQA) (Poggi et al. 2008; Bienvenu and Ortiz 2015; Xiao et al. 2018), where the ontology not only specifies constraints on the data but also captures other forms of domain knowledge, which can be exploited at query time. In addition to the *AR semantics* (the OMQA analog of the CQA semantics), several other inconsistency-tolerant semantics have been proposed (see (Bienvenu and Bourgaux 2016; Bienvenu 2020) for surveys and references), among which: the *brave semantics* (Bienvenu and Rosati 2013), which only requires a tuple to be an answer w.r.t. some repair, provides a natural notion of possible answer, and the *IAR semantics* (Lembo et al. 2010), which answers queries over the intersection of the repairs, identifies the most reliable answers.

The basic notion of repair can be refined by exploiting preference information. A prominent approach, introduced by Staworko, Chomicki, and Marcinkowski (2012) in the database setting and recently explored in the OMQA setting (Bienvenu and Bourgaux 2020), assumes that preferences are given by a binary *priority relation* between conflicting facts. Three notions of ‘best’ repairs w.r.t. a priority relation were proposed, namely, Pareto-optimal, globally-optimal, and completion-optimal repairs, and can be used in place of subset repairs in any repair-based semantics.

The complexity of answering queries under (optimal) repair-based semantics has been extensively studied in the database and OMQA settings, refer to (Wijsen 2019; Bienvenu and Bourgaux 2016) for an overview and references. We can briefly summarize these (many!) complexity results as follows: query answering under the AR (or CQA) semantics is coNP-hard in data complexity even in the simplest of settings (e.g. key constraints, class disjointness), and adopting optimal repairs in place of subset repairs leads to (co)NP-hardness for the brave and IAR semantics as well. Membership in (co)NP holds for AR, brave, and IAR semantics w.r.t. subset, Pareto-optimal, and completion-optimal repairs in the most commonly considered settings i.e. for database constraints given by primary keys or more generally, functional dependencies (FDs), and

\*This is an extended version of a paper appearing at the 19th International Conference on Principles of Knowledge Representation and Reasoning (KR 2022).

for ontologies formulated in data-tractable description logics such as those of the DL-Lite family (Calvanese et al. 2007).

The preceding (co)NP complexity results naturally suggest the interest of employing SAT solvers. Two recent systems, CQAPri and CAVSAT, have begun to explore such an approach. CQAPri (Bienvenu, Bourgaux, and Goasdoué 2014; 2019) uses tractable approximations together with calls to SAT solvers to answer queries over inconsistent DL-Lite knowledge bases, under the AR, brave, and IAR semantics, w.r.t. subset repairs as well as optimal repairs for the restricted class of score-structured priority relations. CAVSAT (Dixit and Kolaitis 2019) targets relational databases equipped with denial constraints (which include FDs as a special case) and computes query answers under the AR semantics w.r.t. subset repairs. While geared to different forms of constraints, the two systems solve essentially the same problem, yet they employ SAT solvers in different ways. CQAPri makes a single SAT call for each candidate query answer, whereas CAVSAT treats all candidate answers at the same time via calls to a weighted MaxSAT solver.

This paper presents a comprehensive study of the use of SAT-based approaches for inconsistency-tolerant query answering, which abstracts from the particular setting and provides a solid foundation for the future development of such systems. Our contributions can be summarized as follows. In Section 3, we provide propositional encodings of the AR, brave, and IAR semantics, including the first encodings for Pareto- and completion-optimal repairs. Our encodings are generic and are built in a modular manner from a core set of basic formulas. Based upon these encodings, we develop in Section 4 several SAT-based algorithms, which utilize different functionalities of modern SAT solvers: weighted MaxSAT, MUS enumeration, iterative SAT calls with assumptions. In Section 5, we present our implemented system, ORBITS, which computes query answers under the chosen semantics using the selected encoding and algorithm. Section 6 presents the result of our extensive experimental evaluation, using existing OMQA and database benchmarks, aimed at comparing the different semantics, and understanding the relative performances of different encodings and/or algorithms for the same semantics. We conclude the paper in Section 7 and briefly mention some directions for future work. Proofs, pseudo-code for algorithms, and details on the experimental evaluation are provided in the appendix.

## 2 Querying Inconsistent Knowledge Bases

We introduce notation and terminology for talking about knowledge bases and then recall different inconsistency-tolerant semantics. We shall assume throughout the paper that readers are familiar with propositional and first-order logic. Key notions are illustrated in Example 1.

**Knowledge bases** By *knowledge base (KB)*, we mean a pair  $\mathcal{K} = (\mathcal{D}, \mathcal{T})$  consisting of a *dataset*  $\mathcal{D}$  and a *logical theory*  $\mathcal{T}$ . The dataset  $\mathcal{D}$  is a finite set of ground *facts*, i.e. atoms  $P(c_1, \dots, c_n)$  where  $P$  is an  $n$ -ary predicate and each  $c_i$  is a constant. The theory  $\mathcal{T}$  is a finite set of first-order logic (FOL) sentences. An  $\mathcal{L}$  KB is a KB whose theory is formulated in the  $\mathcal{L}$  fragment of FOL. Typically,  $\mathcal{T}$  will be

either an *ontology* (with  $\mathcal{L}$  a description logic or decidable class of existential rules) or a set of *database constraints*, for instance, letting  $\mathcal{L}$  be the class of *denial constraints*, which take the form  $\forall \vec{x} \neg(\alpha_1 \wedge \dots \wedge \alpha_n)$ , where each  $\alpha_i$  is a relational or inequality atom whose variables are among  $\vec{x}$ . Denial constraints generalize the more well-known functional dependencies (FDs) and (primary) key constraints.

A KB  $\mathcal{K} = (\mathcal{D}, \mathcal{T})$  is *consistent*, and its dataset  $\mathcal{D}$  is called  $\mathcal{T}$ -*consistent*, if  $\mathcal{D} \cup \mathcal{T}$  has at least one model. Otherwise,  $\mathcal{K}$  is *inconsistent*, denoted  $\mathcal{K} \models \perp$ . To identify the reasons for a KB  $\mathcal{K} = (\mathcal{D}, \mathcal{T})$  being inconsistent, we use the notion of a *conflict* of  $\mathcal{K}$ , defined as an inclusion-minimal subset  $\mathcal{D}' \subseteq \mathcal{D}$  such that  $(\mathcal{D}', \mathcal{T}) \models \perp$ . We use  $\text{Conf}(\mathcal{K})$ , or  $\text{Conf}(\mathcal{D}, \mathcal{T})$ , to refer to the set of all conflicts of  $\mathcal{K} = (\mathcal{D}, \mathcal{T})$ . Note that  $\text{Conf}(\mathcal{D}, \mathcal{T}) \subseteq \text{Conf}(\mathcal{D}', \mathcal{T})$  whenever  $\mathcal{D} \subseteq \mathcal{D}'$ . In particular, this means that adding more facts cannot render an inconsistent KB consistent.

We will be interested in answering queries over KBs. In this paper, when we speak of queries, we mean *conjunctive queries*, which take the form of conjunctions of relational atoms  $P(t_1, \dots, t_n)$  (with each  $t_i$  a constant or variable), where some variables may be existentially quantified. Given a query  $q(\vec{x})$ , with free variables  $\vec{x} = (x_1, \dots, x_k)$ , and a tuple of constants  $\vec{a} = (a_1, \dots, a_k)$ , we denote by  $q(\vec{a})$  the first-order sentence obtained by replacing each variable in  $\vec{x}$  by the corresponding constant in  $\vec{a}$ . A (*certain*) *answer* to  $q(\vec{x})$  over  $\mathcal{K} = (\mathcal{D}, \mathcal{T})$  is a tuple of constants  $\vec{a}$  from  $\mathcal{D}$  such that  $q(\vec{a})$  holds in every model of  $\mathcal{K}$ . We use  $\mathcal{K} \models q(\vec{a})$  to indicate that  $\vec{a}$  is a certain answer to  $q(\vec{x})$  over  $\mathcal{K}$ .

Certain answers are preserved under the addition of facts: if  $(\mathcal{D}, \mathcal{T}) \models q(\vec{a})$  and  $\mathcal{D} \subseteq \mathcal{D}'$ , then  $(\mathcal{D}', \mathcal{T}) \models q(\vec{a})$ . It thus makes sense to consider the minimal subsets of the data responsible for an answer. We call a  $\mathcal{T}$ -consistent subset  $\mathcal{C} \subseteq \mathcal{D}$  a *cause* for  $q(\vec{a})$  w.r.t.  $\mathcal{K} = (\mathcal{D}, \mathcal{T})$  if  $(\mathcal{C}, \mathcal{T}) \models q(\vec{a})$  and  $(\mathcal{C}', \mathcal{T}) \not\models q(\vec{a})$  for every  $\mathcal{C}' \subsetneq \mathcal{C}$ ; the set of causes for  $q(\vec{a})$  w.r.t.  $\mathcal{K}$  is denoted by  $\text{Causes}(q(\vec{a}), \mathcal{K})$ .

Observe that if  $\mathcal{K}$  is inconsistent, then  $\mathcal{K} \models q(\vec{a})$  for every candidate answer  $\vec{a}$ , which is uninformative and motivates the need for alternative inconsistency-tolerant semantics.

**Repairs** In order to extract meaningful information from an inconsistent KB, it is useful to consider the parts of the data that are consistent with the theory. This can be formalized using the notion of repair:

**Definition 1.** A (*subset*) *repair* of a KB  $\mathcal{K} = (\mathcal{D}, \mathcal{T})$  is an inclusion-maximal subset  $\mathcal{R} \subseteq \mathcal{D}$  such that  $(\mathcal{R}, \mathcal{T}) \not\models \perp$ . We use  $\text{SRep}(\mathcal{K})$  to denote the set of repairs of KB  $\mathcal{K}$ .

Subset repairs treats all facts equally. However, preferences between conflicting facts should be taken into account when they are available. Following (Staworko, Chomicki, and Marcinkowski 2012; Bienvenu and Bourgaux 2020), we assume such preferences are given as a priority relation:

**Definition 2.** A *priority relation*  $\succ$  for a KB  $\mathcal{K} = (\mathcal{D}, \mathcal{T})$  is an acyclic binary relation over the facts of  $\mathcal{D}$  such that if  $\alpha \succ \beta$ , then there exists  $\mathcal{C} \in \text{Conf}(\mathcal{K})$  such that  $\{\alpha, \beta\} \subseteq \mathcal{C}$ . We say that  $\succ$  is *total* if for every pair  $\alpha \neq \beta$  such that  $\{\alpha, \beta\} \subseteq \mathcal{C}$  for some  $\mathcal{C} \in \text{Conf}(\mathcal{K})$ , either  $\alpha \succ \beta$  or  $\beta \succ \alpha$ . A *completion* of  $\succ$  is a total priority relation  $\succ' \supseteq \succ$ .

**Definition 3.** A prioritized KB  $\mathcal{K}_\succ$  consists of a KB  $\mathcal{K} = (\mathcal{D}, \mathcal{T})$  and a priority relation  $\succ$  for  $\mathcal{K}$ .

We recall two<sup>1</sup> natural ways of refining the notion of repair to exploit priority relations (Staworko, Chomicki, and Marcinkowski 2012; Bienvenu and Bourgaux 2020):

**Definition 4.** Consider a prioritized KB  $\mathcal{K}_\succ$  with  $\mathcal{K} = (\mathcal{D}, \mathcal{T})$ , and let  $\mathcal{R} \in SRep(\mathcal{K})$ .

- A *Pareto improvement* of  $\mathcal{R}$  is a  $\mathcal{T}$ -consistent  $\mathcal{B} \subseteq \mathcal{D}$  such that there is  $\beta \in \mathcal{B} \setminus \mathcal{R}$  with  $\beta \succ \alpha$  for every  $\alpha \in \mathcal{R} \setminus \mathcal{B}$ .

The repair  $\mathcal{R}$  is a:

- *Pareto-optimal repair* of  $\mathcal{K}_\succ$  if there is no Pareto improvement of  $\mathcal{R}$ .
- *completion-optimal repair* of  $\mathcal{K}_\succ$  if  $\mathcal{R}$  is a Pareto-optimal repair of  $\mathcal{K}_{\succ'}$ , for some completion  $\succ'$  of  $\succ$ .

We denote by  $PRep(\mathcal{K}_\succ)$  and  $CRep(\mathcal{K}_\succ)$  the sets of Pareto- and completion-optimal repairs.

It is known that  $CRep(\mathcal{K}_\succ) \subseteq PRep(\mathcal{K}_\succ) \subseteq SRep(\mathcal{K})$ , with each of the inclusions potentially strict. Interestingly, however, if  $\succ$  is induced by assigning scores to facts, then Pareto- and completion-optimal repairs coincide:

**Definition 5.** A priority relation  $\succ$  for  $\mathcal{K} = (\mathcal{D}, \mathcal{T})$  is *score-structured* if there exists a scoring function  $s : \mathcal{D} \rightarrow \mathbb{N}$  such that for every pair of facts  $\alpha$  and  $\beta$  that appear together in a conflict of  $\mathcal{K}$ , we have  $\alpha \succ \beta$  iff  $s(\alpha) > s(\beta)$ .

**Theorem 1.** (Livshits and Kimelfeld 2017; Bourgaux 2016) Let  $\mathcal{K}_\succ$  be a prioritized KB such that  $\succ$  is score-structured. Then  $CRep(\mathcal{K}_\succ) = PRep(\mathcal{K}_\succ)$ .

Bourgaux (2016) further shows that for score-structured priorities, Pareto- and completion-optimal repairs also coincide with the  $\subseteq_P$ -repairs from (Bienvenu, Bourgaux, and Goasdoué 2014) based upon lexicographic set inclusion.

**Repair-based semantics** We next recall three prominent inconsistency-tolerant semantics (brave, AR, and IAR), which we parameterize by the considered type of repair:

**Definition 6.** Fix  $X \in \{S, P, C\}$  and consider a prioritized KB  $\mathcal{K}_\succ$  with  $\mathcal{K} = (\mathcal{D}, \mathcal{T})$ , query  $q(\vec{x})$ , and tuple of constants  $\vec{a}$  from  $\mathcal{D}$  with  $|\vec{x}| = |\vec{a}|$ . Then  $\vec{a}$  is an answer to  $q$  over  $\mathcal{K}_\succ$

- under *X-brave semantics*, denoted  $\mathcal{K}_\succ \models_{\text{brave}}^X q(\vec{a})$ , if  $(\mathcal{R}, \mathcal{T}) \models q(\vec{a})$  for some  $\mathcal{R} \in XRep(\mathcal{K}_\succ)$
- under *X-AR semantics*, denoted  $\mathcal{K}_\succ \models_{\text{AR}}^X q(\vec{a})$ , if  $(\mathcal{R}, \mathcal{T}) \models q(\vec{a})$  for every  $\mathcal{R} \in XRep(\mathcal{K}_\succ)$
- under *X-IAR semantics*, denoted  $\mathcal{K}_\succ \models_{\text{IAR}}^X q(\vec{a})$ , if  $(\mathcal{B}, \mathcal{T}) \models q(\vec{a})$  where  $\mathcal{B} = \bigcap_{\mathcal{R} \in XRep(\mathcal{K}_\succ)} \mathcal{R}$

The AR semantics is arguably the most natural way of defining *plausible* query answers, and it is the semantics used for consistent query answering in databases (Bertossi 2011). The brave semantics captures the notion of *possible* answers, while the IAR semantics identifies the answers that can be obtained using only the *most reliable* facts. Observe that  $\mathcal{K}_\succ \models_{\text{IAR}}^X q \Rightarrow \mathcal{K}_\succ \models_{\text{AR}}^X q \Rightarrow \mathcal{K}_\succ \models_{\text{brave}}^X q$ .

<sup>1</sup>Staworko et al. (2012) defined a third notion, *globally-optimal repairs*, which we do not consider due to their higher complexity.

**Example 1.** Let  $\mathcal{K} = (\mathcal{D}, \mathcal{T})$  where  $\mathcal{D}$  contains four facts  $\alpha = R(a, b)$ ,  $\beta = R(a, c)$ ,  $\gamma = S(d, c)$ , and  $\delta = S(d, b)$ , and  $\mathcal{T}$  contains FDs  $\forall x, y, z \neg(R(x, y) \wedge R(x, z) \wedge y \neq z)$ ,  $\forall x, y, z \neg(S(x, y) \wedge S(x, z) \wedge y \neq z)$  and the denial constraint  $\forall x, y, z \neg(R(y, x) \wedge S(z, x))$ .

The conflicts of  $\mathcal{K}$  are  $\{\alpha, \beta\}$ ,  $\{\gamma, \delta\}$ ,  $\{\alpha, \delta\}$  and  $\{\beta, \gamma\}$ , hence  $SRep(\mathcal{K}) = \{\{\alpha, \gamma\}, \{\beta, \delta\}\}$ . If we define  $\succ$  by  $\alpha \succ \beta$  and  $\gamma \succ \delta$ , we obtain  $PRep(\mathcal{K}_\succ) = SRep(\mathcal{K})$  but  $CRep(\mathcal{K}_\succ) = \{\{\alpha, \gamma\}\}$ . Indeed, any completion  $\succ'$  of  $\succ$  is such that  $\alpha \succ' \delta$  or  $\gamma \succ' \beta$  by acyclicity.

If  $q(x) = \exists y R(x, y)$ ,  $Causes(q(a), \mathcal{K}) = \{\{\alpha\}, \{\beta\}\}$ . Hence,  $\mathcal{K}_\succ \models_{\text{IAR}}^C q(a)$ ,  $\mathcal{K}_\succ \models_{\text{AR}}^P q(a)$  but  $\mathcal{K}_\succ \not\models_{\text{IAR}}^P q(a)$ .

We briefly recall what is known about the complexity of query answering under (optimal) repair-based semantics. Note that *when we speak of complexity, we mean data complexity*, measured solely in terms of the size of the dataset.

Theorems 2 and 3 summarize upper and lower bounds from the database and ontology settings. All of them are known (Staworko, Chomicki, and Marcinkowski 2012; Bienvenu and Bourgaux 2020; Rosati 2011), except the lower bounds for X-brave and X-IAR semantics in the case of FDs, proven in the appendix. We say that a logic  $\mathcal{L}$  enjoys PTIME consistency checking (resp. query entailment) if the problem of deciding whether  $\mathcal{K} \models \perp$  (resp.  $\mathcal{K} \models q(\vec{a})$ ) for an input  $\mathcal{L}$  KB is in PTIME.

**Theorem 2.** Let  $\mathcal{L}$  be any FOL fragment that enjoys PTIME consistency checking and query entailment, and let  $X \in \{S, P, C\}$ . Then query entailment for  $\mathcal{L}$  KBs is

- in NP under X-brave semantics, and
- in coNP under X-AR and X-IAR semantics.

**Theorem 3.** Query entailment for  $\mathcal{L}$  KBs is

- NP-hard under X-brave semantics ( $X \in \{P, C\}$ )
- coNP-hard under X-AR semantics ( $X \in \{S, P, C\}$ )
- coNP-hard under X-IAR semantics ( $X \in \{P, C\}$ )

for any  $\mathcal{L}$  that extends DL-Lite<sub>core</sub>,  $\mathcal{EL}_\perp$ , or FDs.

**Remark 1.** Query entailment under S-brave and S-IAR is tractable both for DL-Lite ontologies and denial constraints (Bienvenu and Rosati 2013).

### 3 SAT Encodings

The (co)NP complexity results from the previous section suggest a SAT-based approach to query entailment under (optimal) repair-based semantics. While our work is not the first to explore SAT encodings for inconsistency-tolerant semantics, our contribution is a uniform approach that covers a wide range of semantics and settings, and provides the first encodings for Pareto- and completion-optimal repairs.

#### 3.1 Overview

Our propositional encodings are built from:

- the set  $Conf(\mathcal{K})$  of conflicts of the considered KB  $\mathcal{K}$ ,
- a set  $PotAns$  of potential answers, and for each  $\vec{a} \in PotAns$ , the (non-empty<sup>2</sup>) set  $Causes(q(\vec{a}), \mathcal{K})$ ,

<sup>2</sup>If  $Causes(q(\vec{a}), \mathcal{K}) = \emptyset$ ,  $q(\vec{a})$  holds for none of our semantics.

- the priority relation  $\succ$  of  $\mathcal{K}$ ,

and are of polynomial size w.r.t. to these inputs. Note that for DL-Lite ontologies and denial constraints, the sets of conflicts, candidate answers, and their causes, can be computed in PTIME via database query evaluation, so our encodings will yield procedures of the expected co(NP) complexity.

To simplify the treatment, *we shall assume that every conflict contains at most two facts*, a property that is satisfied by the most common DL-Lite dialects and for FDs. (The extension to non-binary conflicts is discussed later in the section.) By restricting our attention to binary conflicts, we can use a convenient notation  $\alpha \perp \beta$  in place of  $\{\alpha, \beta\} \in \text{Conf}(\mathcal{K})$ , and define a graph representation of conflicts and priorities. The *directed conflict graph*  $\mathcal{G}_{\mathcal{K}_\succ}$  has facts from  $\text{Conf}(\mathcal{K})$  as nodes and an edge from  $\alpha$  to  $\beta$  iff  $\alpha \perp \beta$  and  $\alpha \succ \beta$ .

Our encodings will use variables of the form  $x_\alpha$  to indicate whether fact  $\alpha$  appears in a (partial) repair. Including one such variable for each fact in  $\mathcal{D}$  would yield prohibitively large encodings, which is why we use  $\mathcal{G}_{\mathcal{K}_\succ}$  to focus on relevant facts: given any  $F \subseteq \mathcal{D}$ , we let  $R(F)$  be the set of all facts that are reachable in  $\mathcal{G}_{\mathcal{K}_\succ}$  from some  $\alpha \in F$ .

Before proceeding to the details, let us give a high-level overview of our encodings. All of the encodings try to construct a set of facts that is consistent with the theory (i.e. does not contain any conflicts) and that can be extended to an optimal repair. For the X-AR semantics, we are trying to build an optimal repair that does *not* entail the considered query answer(s), which can be done by including facts that contradict each of the answer(s) causes. For the X-brave semantics, we must ensure that the repair entails the considered query answer(s), achieved by requiring the presence of some cause in the chosen subset. Finally, for the X-IAR semantics, we ensure the existence of optimal repairs that omit a given cause or fact appearing in a cause by including facts that contradict the considered cause or fact.

In the next section, we will present SAT-based algorithms that consider each potential answer in turn, as well as algorithms that treat all potential answers conjointly. For that reason, in what follows, we will present encodings both for a single answer and for several answers at a time.

### 3.2 Basic Building Blocks

Our various encodings rely upon some common ingredients, which are presented next.

**Absence or presence of causes** To contradict a specific cause  $\mathcal{C}$ , we use  $\varphi_{-\mathcal{C}}$ , with two alternative definitions inspired respectively by the CQAPri and CAvSAT encodings:

$$\begin{aligned} \varphi_{-\mathcal{C}} &= \bigvee_{\alpha \in \mathcal{C}} \bigvee_{\alpha \perp \beta, \alpha \not\succ \beta} x_\beta & (\text{neg}_1) \\ \varphi_{-\mathcal{C}} &= \bigvee_{\alpha \in \mathcal{C}} \neg x_\alpha \wedge \bigwedge_{\alpha \in \mathcal{C}} (x_\alpha \vee \bigvee_{\alpha \perp \beta, \alpha \not\succ \beta} x_\beta) & (\text{neg}_2) \end{aligned}$$

For encodings with multiple answers, we use a variant  $\varphi'_{-\mathcal{C}}(y)$  obtained by adding  $\neg y$  as a disjunct of the (first) clause of  $\varphi_{-\mathcal{C}}$ , so it is only ‘active’ when the given variable

$y$  is true. To block all causes of the BCQ  $q(\vec{a})$ , we can use

$$\varphi_{\neg q(\vec{a})} = \bigwedge_{\mathcal{C} \in \text{Causes}(q(\vec{a}), \mathcal{K})} \varphi_{-\mathcal{C}}$$

or, in the case of encodings for several answers, a variant  $\varphi'_{\neg q(\vec{a})}$  obtained by replacing  $\varphi_{-\mathcal{C}}$  by  $\varphi'_{-\mathcal{C}}(x_{\vec{a}})$ .

If instead we want to force that cause  $\mathcal{C}$  holds, we use:

$$\varphi_{\mathcal{C}} = \bigwedge_{\alpha \in \mathcal{C}} x_\alpha$$

and to ensure *some* cause for BCQ  $q(\vec{a})$  is present, we use:

$$\varphi_{q(\vec{a})} = \left( \bigvee_{\mathcal{C} \in \text{Causes}(q(\vec{a}), \mathcal{K})} x_{\mathcal{C}} \right) \wedge \bigwedge_{\mathcal{C} \in \text{Causes}(q(\vec{a}), \mathcal{K})} \bigwedge_{\alpha \in \mathcal{C}} \neg x_\alpha \vee x_\alpha$$

or, for multi-answer encodings, a variant  $\varphi'_{q(\vec{a})}$  obtained from  $\varphi_{q(\vec{a})}$  by adding  $\neg x_{\vec{a}}$  as a disjunct of the first clause.

**Consistency** We use  $\varphi_{\text{cons}}(F)$  to ensure that the valuation of  $\{x_\alpha \mid \alpha \in F\}$  corresponds to a  $\mathcal{T}$ -consistent set of facts:

$$\varphi_{\text{cons}}(F) = \bigwedge_{\alpha, \beta \in F, \alpha \perp \beta} (\neg x_\alpha \vee \neg x_\beta).$$

**Extension to optimal repair** The most intricate part of the encoding is ensuring that the selected set of facts can be extended to a repair of the desired type. To this end, we introduce formulas of the form  $\varphi_{\text{X-max}}(F)$ , where  $F$  provides the facts that may appear, and X is the type of repair.

- Subset repairs: we can simply set  $\varphi_{\text{S-max}}(F) = \top$ , as every consistent set of facts extends to some S-repair.
- Pareto-optimal repairs: we prove that the following encoding of maximality for  $\subseteq_P$ -repairs (w.r.t. score-structured  $\succ$ ) from Bienvenu et al. (2014) in fact also works for Pareto-optimal repairs and arbitrary  $\succ$ :

$$\varphi_{\text{P}_1\text{-max}}(F) = \bigwedge_{\alpha \in R(F)} (x_\alpha \vee \bigvee_{\alpha \perp \beta, \alpha \not\succ \beta} x_\beta)$$

Essentially, it states that a relevant fact can only be omitted if we include a non-dominated contradicting fact. We also propose an alternative encoding with fewer variables:

$$\varphi_{\text{P}_2\text{-max}}(F) = \bigwedge_{\alpha \in R^-(F)} \bigwedge_{\beta \succ \alpha} (\neg x_\alpha \vee \bigvee_{\beta \perp \gamma, \beta \not\succ \gamma} x_\gamma)$$

where  $R^-(F) = \bigcup_{i=1}^{\infty} R_i$  with  $R_0 = F$  and

$$R_{i+1} = R_i \cup \{\gamma \mid \exists \alpha \in R_i, \beta \succ \alpha, \beta \perp \gamma, \beta \not\succ \gamma\}.$$

Intuitively, to include  $\alpha \in F$ , we must contradict every more preferred fact that conflicts with  $\alpha$ , then do the same for selected contradicting facts.

- Completion-optimal repairs (w.r.t. arbitrary  $\succ$ ): we use

$$\varphi_{\text{C-max}}(F) = \varphi_{\text{pref}} \wedge \varphi_{\text{compl}} \wedge \varphi_{\text{acyc}}$$

where the subformulas  $\varphi_{\text{pref}}$ ,  $\varphi_{\text{compl}}$ , and  $\varphi_{\text{acyc}}$  are defined in Figure 1. The formula  $\varphi_{\text{pref}}$  states that if  $x_\alpha$  is omitted, then we must include a contradicting fact  $\beta$  that is preferred to  $\alpha$  according to  $\succ'$ . We use  $\varphi_{\text{compl}}$  to ensure that  $\succ'$  compares all contradicting facts and extends  $\succ$ , while the acyclicity of  $\succ'$  is ensured by  $\varphi_{\text{acyc}}$ , which uses variables  $t_{\alpha, \beta}$  to compute the transitive closure of  $\succ'$ .

$$\begin{aligned}
\varphi_{\text{pref}} &= \bigwedge_{\alpha \in \mathcal{R}(F)} \left( x_\alpha \vee \bigvee_{\beta \in \mathcal{R}(F), \alpha \perp \beta} x_{\beta \rightarrow \alpha} \right) \wedge \bigwedge_{\alpha, \beta \in \mathcal{R}(F), \alpha \perp \beta} \left( (\neg x_{\beta \rightarrow \alpha} \vee x_\beta) \wedge (\neg x_{\beta \rightarrow \alpha} \vee x_{\beta \succ' \alpha}) \right) \\
\varphi_{\text{compl}} &= \bigwedge_{\alpha, \beta \in \mathcal{R}(F), \alpha \perp \beta} \left( x_{\alpha \succ' \beta} \vee x_{\beta \succ' \alpha} \right) \wedge \bigwedge_{\alpha, \beta \in \mathcal{R}(F), \alpha \perp \beta} \left( \neg x_{\alpha \succ' \beta} \vee \neg x_{\beta \succ' \alpha} \right) \wedge \bigwedge_{\alpha, \beta \in \mathcal{R}(F), \alpha \succ \beta} x_{\alpha \succ' \beta} \\
\varphi_{\text{acyc}} &= \bigwedge_{\alpha, \beta \in \mathcal{R}(F), \alpha \perp \beta} \left( \neg x_{\alpha \succ' \beta} \vee t_{\alpha, \beta} \right) \wedge \bigwedge_{\alpha, \beta \in \mathcal{R}(F), \alpha \perp \beta} \left( \neg x_{\alpha \succ' \beta} \vee \neg t_{\beta, \alpha} \right) \wedge \bigwedge_{\alpha, \beta, \gamma \in \mathcal{R}(F), \beta \perp \gamma} \left( \neg t_{\alpha, \beta} \vee \neg x_{\beta \succ' \gamma} \vee t_{\alpha, \gamma} \right)
\end{aligned}$$

Figure 1: Subformulas of  $\varphi_{\mathcal{C}\text{-max}}(F)$ , which is used to ensure it is possible to extend the selected subset of  $F$  to a completion-optimal repair.

**Non-binary conflicts** We briefly discuss how to modify the preceding formulas to handle non-binary conflicts. The most essential difference is that instead of choosing a single contradicting fact, we may need to choose a conjunction of facts, and use additional variables to refer to them. We must also redefine  $\mathcal{G}_{\mathcal{K}_\succ}$  as a directed hypergraph, and use hypergraph reachability to define  $\mathcal{R}(F)$ . Details of the required modifications are provided in the appendix.

### 3.3 Propositional Encodings

We now present our encodings, built from the preceding components following the intuitions given in Section 3.1.

Note that the following results hold no matter which variant of  $\varphi_{\neg \mathcal{C}}$  we use and with  $\varphi_{\mathcal{P}\text{-max}}$  instantiated as either  $\varphi_{\mathcal{P}_1\text{-max}}$  or  $\varphi_{\mathcal{P}_2\text{-max}}$ . The notation  $\text{facts}(\varphi)$  will be used for the set of facts  $\alpha$  such that the variable  $x_\alpha$  occurs in  $\varphi$ .

**X-AR semantics** Formula  $\Phi_{X\text{-AR}}(q(\vec{a}))$  in Figure 2 is used to test whether a particular tuple  $\vec{a}$  holds. Roughly speaking, it selects a way to contradict every clause, checking that the resulting set of facts is contained in a  $X$ -optimal repair. The second formula  $\Psi_{X\text{-AR}}(\text{PotAns})$  simultaneously handles all tuples in  $\text{PotAns}$ . Clauses of the form  $x_{\vec{a}}$  can be added to activate  $\varphi'_{\neg q(\vec{a})}$ .

The correctness of our encodings is given in the next result, which applies to all  $X \in \{S, P, C\}$  and  $\vec{a} \in \text{PotAns}$ :

**Theorem 4.** *The following are equivalent : (i)  $\mathcal{K}_\succ \models_{\text{AR}}^X q(\vec{a})$ , (ii)  $\Phi_{X\text{-AR}}(q(\vec{a}))$  is unsatisfiable, and (iii)  $x_{\vec{a}}$  is false in every satisfying assignment of  $\Psi_{X\text{-AR}}(\text{PotAns})$ .*

**X-brave semantics** Figure 2 presents our encodings for the  $X$ -brave semantics. Formula  $\Phi_{X\text{-brave}}(q(\vec{a}))$  checks a particular tuple  $\vec{a}$  and is essentially the same as  $\Phi_{X\text{-AR}}(q(\vec{a}))$ , but with  $\varphi_{q(\vec{a})}$  in place of  $\varphi_{\neg q(\vec{a})}$ . A variant  $\Phi_{X\text{-brave}}(\mathcal{C})$  can be used to check whether a particular cause  $\mathcal{C}$  holds in some  $X$ -optimal repair. For a multi-answer encodings, we use the formula  $\Psi_{X\text{-brave}}(\text{PotAns})$ , again adding clauses of the form  $x_{\vec{a}}$  to activate  $\varphi'_{q(\vec{a})}$ . We obtain an analogous correctness result:

**Theorem 5.** *The following are equivalent: (i)  $\mathcal{K}_\succ \models_{\text{brave}}^X q(\vec{a})$ , (ii)  $\Phi_{X\text{-brave}}(q(\vec{a}))$  is satisfiable, (iii)  $\Phi_{X\text{-brave}}(\mathcal{C})$  is satisfiable for some  $\mathcal{C} \in \text{Causes}(q(\vec{a}), \mathcal{K})$ , and (iv)  $x_{\vec{a}}$  is true in some satisfying assignment of  $\Psi_{X\text{-brave}}(\text{PotAns})$ .*

**X-IAR semantics** Formula  $\Phi_{X\text{-IAR}}(\mathcal{C})$  from Figure 2 can be used to test whether there exists a  $X$ -optimal repair

that excludes cause  $\mathcal{C}$ . To check a potential answer  $\vec{a}$ , we use  $\Phi_{X\text{-IAR}}(q(\vec{a}))$ , which is essentially the conjunction of  $\Phi_{X\text{-IAR}}(\mathcal{C})$  for every cause  $\mathcal{C}$  of  $q(\vec{a})$ , but where the *conjunctions for different causes use distinct variables* ( $x_\alpha^{\mathcal{C}}$  in place of  $x_\alpha$ ). A multi-answer encoding  $\Psi_{X\text{-IAR}}(\text{PotAns})$  can be obtained by taking the conjunction of  $\Phi_{X\text{-IAR}}(q(\vec{a}))$  for all  $\vec{a} \in \text{PotAns}$ , but with  $\varphi_{\neg \mathcal{C}}^{\mathcal{C}}$  replaced by  $\varphi_{\neg \mathcal{C}}^{\mathcal{C}}(x_{\vec{a}})$  (see the appendix for details). We obtain the following:

**Theorem 6.** *The following are equivalent: (i)  $\mathcal{K}_\succ \models_{\text{IAR}}^X q(\vec{a})$ , (ii)  $\Phi_{X\text{-IAR}}(q(\vec{a}))$  is unsatisfiable, (iii)  $\Phi_{X\text{-IAR}}(\mathcal{C})$  is unsatisfiable for some  $\mathcal{C} \in \text{Causes}(q(\vec{a}), \mathcal{K})$ , and (iv)  $x_{\vec{a}}$  is false in every satisfying assignment of  $\Psi_{X\text{-IAR}}(\text{PotAns})$ .*

We shall also require encodings for individual facts, using

$$\Phi_{X\text{-IAR}}(\alpha) = \Phi_{X\text{-IAR}}(\{\alpha\})$$

to test if  $\alpha$  holds in all  $X$ -optimal repairs. We also consider a multi-fact version  $\Psi_{X\text{-IAR}}(\text{Rel})$ , parameterized by a set of facts  $\text{Rel}$ , and to which we add clause  $y_\alpha$  to activate  $\varphi'_{\neg \{\alpha\}}(y_\alpha)$ .

**Theorem 7.** *For every  $\alpha \in \mathcal{D}$ , the following are equivalent: (i)  $\mathcal{K}_\succ \models_{\text{IAR}}^X \alpha$ , (ii)  $\Phi_{X\text{-IAR}}(\alpha)$  is unsatisfiable, and (iii) if  $\alpha \in \text{Rel}$  then  $y_\alpha$  is false in every satisfying assignment of  $\Psi_{X\text{-IAR}}(\text{Rel})$ .*

## 4 Algorithms

Inspired by the different use of SAT solvers made by CQAPri and CAVSAT, we propose several algorithms based on the encodings of Section 3. The pseudo code of all algorithms is available in the appendix.

Before describing the algorithms, note that we can show that the encodings of Section 3 are still valid if  $\text{Causes}(q(\vec{a}), \mathcal{K})$  is actually a *superset of the causes* such that every superfluous  $\mathcal{B}$  in it either (1) includes a real cause of  $q(\vec{a})$  or (2) contains two distinct facts that form a conflict. Since checking consistency and minimality to obtain the real causes can be costly in practice, our algorithms accept such ‘sets of causes’. They actually even accept the presence of self-inconsistent facts in the ‘causes’ (which would make the encodings for  $X$ -AR and  $X$ -IAR not applicable) and handle them in a preprocessing step.

Our high-level algorithm takes as input a semantics  $\text{Sem} \in \{\text{brave}, \text{AR}, \text{IAR}\}$ , a repair notion  $X \in \{S, P, C\}$ , a directed conflict graph  $\mathcal{G}_{\mathcal{K}_\succ}$ , and a set of potential answers  $\text{PotAns}$

$$\begin{aligned}
\Phi_{X-AR}(q(\vec{a})) &= \varphi_{\neg q(\vec{a})} \wedge \varphi_{X\text{-max}}(F_1) \wedge \varphi_{\text{cons}}(F_2) & F_1 &= \text{facts}(\varphi_{\neg q(\vec{a})}), F_2 = F_1 \cup \text{facts}(\varphi_{X\text{-max}}(F_1)) \\
\Psi_{X-AR}(PotAns) &= \bigwedge_{\vec{a} \in PotAns} \varphi'_{\neg q(\vec{a})} \wedge \varphi_{X\text{-max}}(F'_1) \wedge \varphi_{\text{cons}}(F'_2) & F'_1 &= \text{facts}(\bigwedge_{\vec{a} \in PotAns} \varphi'_{\neg q(\vec{a})}), F'_2 = F'_1 \cup \text{facts}(\varphi_{X\text{-max}}(F'_1)) \\
\Phi_{X-brave}(q(\vec{a})) &= \varphi_{q(\vec{a})} \wedge \varphi_{X\text{-max}}(G_1) \wedge \varphi_{\text{cons}}(G_2) & G_1 &= \text{facts}(\varphi_{q(\vec{a})}), G_2 = G_1 \cup \text{facts}(\varphi_{X\text{-max}}(G_1)) \\
\Phi_{X-brave}(\mathcal{C}) &= \varphi_{\mathcal{C}} \wedge \varphi_{X\text{-max}}(G_1^*) \wedge \varphi_{\text{cons}}(G_2^*) & G_1^* &= \text{facts}(\varphi_{\mathcal{C}}), G_2^* = G_1^* \cup \text{facts}(\varphi_{X\text{-max}}(G_1^*)) \\
\Psi_{X-brave}(PotAns) &= \bigwedge_{\vec{a} \in PotAns} \varphi'_{q(\vec{a})} \wedge \varphi_{X\text{-max}}(G'_1) \wedge \varphi_{\text{cons}}(G'_2) & G'_1 &= \text{facts}(\bigwedge_{\vec{a} \in PotAns} \varphi'_{q(\vec{a})}), G'_2 = G'_1 \cup \text{facts}(\varphi_{X\text{-max}}(G'_1)) \\
\Phi_{X-IAR}(\mathcal{C}) &= \varphi_{\neg \mathcal{C}} \wedge \varphi_{X\text{-max}}(H_1) \wedge \varphi_{\text{cons}}(H_2) & H_1 &= \text{facts}(\varphi_{\neg \mathcal{C}}), H_2 = H_1 \cup \text{facts}(\varphi_{X\text{-max}}(H_1)) \\
\Phi_{X-IAR}(q(\vec{a})) &= \bigwedge_{\mathcal{C} \in Causes(q(\vec{a}), \mathcal{K})} \left( \varphi_{\neg \mathcal{C}}^{\mathcal{C}} \wedge \varphi_{X\text{-max}}^{\mathcal{C}}(H_1^{\mathcal{C}}) \wedge \varphi_{\text{cons}}^{\mathcal{C}}(H_2^{\mathcal{C}}) \right) & H_1^{\mathcal{C}} &= \text{facts}(\varphi_{\neg \mathcal{C}}^{\mathcal{C}}), H_2^{\mathcal{C}} = H_1^{\mathcal{C}} \cup \text{facts}(\varphi_{X\text{-max}}^{\mathcal{C}}(H_1^{\mathcal{C}}))
\end{aligned}$$

Figure 2: Single- and multi-answer encodings for X-AR (top) and X-brave (middle) semantics, single-answer encodings for X-IAR (bottom).

with their causes, and outputs the set of tuples from  $PotAns$  that are answers under the X-Sem semantics.

An initial preprocessing step serves to (1) check whether  $\mathcal{G}_{\mathcal{K}_{\succ}}$  contains some self-inconsistent facts, remove them from  $\mathcal{G}_{\mathcal{K}_{\succ}}$ , discard all causes that contain such facts, then all answers that do not have any cause left, and (2) find some answers that trivially hold under X-Sem. To do so, it removes from the causes all facts that do not have any outgoing edge in the directed conflict graph, and thus trivially belong to all optimal repairs. The *trivial answers* that have some cause that contains only such facts hold under X-Sem semantics and are filtered during this step.

It then remains to filter the remaining potential answers. The four first algorithms we propose to do so are generic in the sense that they can be used for all semantics.

- Simple is similar to the algorithm used by CQAPri. For each answer to filter  $\vec{a}$ , it checks whether  $\Phi_{X\text{-Sem}}(q(\vec{a}))$  is satisfiable, which decides whether  $\mathcal{K}_{\succ} \models_{\text{Sem}}^X q(\vec{a})$ .
- All-MaxSAT is similar to the CAVSAT algorithm. It constructs a weighted MaxSAT instance  $\Psi_{X\text{-Sem}}(PotAns) \wedge \bigwedge_{\vec{a} \in PotAns} x_{\vec{a}}$ , where the  $x_{\vec{a}}$  are soft clauses, and all other clauses are hard. It then relies on the solver to maximize the number of soft clauses satisfied, which filters the corresponding answers. After each iteration, the  $\neg x_{\vec{a}}$  corresponding to the satisfied soft clauses are added to the set of assumed literals for the next iteration.
- All-MUSes is based on the observation that if  $x_{\vec{a}}$  is false in every satisfying assignment of  $\Psi_{X\text{-Sem}}(PotAns)$ , then  $\{x_{\vec{a}}\}$  is a minimal unsatisfiable subset (MUS) of  $\bigwedge_{\vec{a} \in PotAns} x_{\vec{a}}$  w.r.t.  $\Psi_{X\text{-Sem}}(PotAns)$ . All-MUSes relies on the solver to compute all MUSes, and decides whether  $\mathcal{K}_{\succ} \models_{\text{Sem}}^X q(\vec{a})$  by looking at those of size one.
- Assumptions iteratively evaluates  $\Psi_{X\text{-Sem}}(PotAns)$ , treating the variables  $x_{\vec{a}}$ , with  $\vec{a} \in PotAns$  as assumptions. If  $\Psi_{X\text{-Sem}}(PotAns)[x_{\vec{a}}]$  is satisfiable, there exists a satisfying assignment of  $\Psi_{X\text{-Sem}}(PotAns)$  in which  $x_{\vec{a}}$  is true, which decides whether  $\mathcal{K}_{\succ} \models_{\text{Sem}}^X q(\vec{a})$ .

While we may need to consider all causes to decide whether an answer holds under X-AR semantics, in the X-brave or

X-IAR case it is sufficient to find a single cause that belongs to some or all optimal repairs. Moreover, the encoding  $\Phi_{X-IAR}(q(\vec{a}))$  is a conjunction of independent sub-problems built on distinct variables for each cause, which does not seem very fit for a SAT solver. We hence propose algorithms specific to these cases.

- Cause-by-cause can be used for X-brave and X-IAR. For each answer to filter  $\vec{a}$ , it checks whether there is a cause  $\mathcal{C}$  of  $q(\vec{a})$  such that  $\Phi_{X\text{-Sem}}(\mathcal{C})$  is (un)satisfiable: if Sem = brave and  $\Phi_{X\text{-Sem}}(\mathcal{C})$  is satisfiable, or Sem = IAR and  $\Phi_{X\text{-Sem}}(\mathcal{C})$  is unsatisfiable, then  $\mathcal{K}_{\succ} \models_{\text{Sem}}^X q(\vec{a})$ ; if no cause witnesses  $\mathcal{K}_{\succ} \models_{\text{Sem}}^X q(\vec{a})$ , then  $\mathcal{K}_{\succ} \not\models_{\text{Sem}}^X q(\vec{a})$ .
- IAR-causes is specific to X-IAR. It considers the answers in turn while maintaining two sets of facts: the X-IAR facts that belong to the intersection of the optimal repairs and the non-X-IAR facts. For each cause  $\mathcal{C}$  of  $q(\vec{a})$  that does not contain any known non X-IAR fact, it removes the known X-IAR facts from  $\mathcal{C}$ . If  $\mathcal{C}$  becomes empty, then  $\mathcal{K}_{\succ} \models_{\text{IAR}}^X q(\vec{a})$ . Otherwise, for each remaining  $\alpha \in \mathcal{C}$ , it checks whether  $\mathcal{K}_{\succ} \models_{\text{IAR}}^X \alpha$  using  $\Phi_{X-IAR}(\alpha)$  and adds  $\alpha$  to the corresponding set of facts. If every  $\alpha \in \mathcal{C}$  is such that  $\mathcal{K}_{\succ} \models_{\text{IAR}}^X \alpha$ , then  $\mathcal{K}_{\succ} \models_{\text{IAR}}^X q(\vec{a})$ .
- IAR-facts is also specific to X-IAR and considers the answers in turn while maintaining the two sets of X-IAR and non X-IAR facts. The difference is that for each answer, it uses  $\Psi_{X-IAR}(Rel) \wedge \bigwedge_{\alpha \in Rel} y_{\alpha}$  and a weighted MaxSAT solver to decide which facts hold under X-IAR among the set  $Rel$  of facts that belong to some cause and have not already been assigned to one of the two sets. Then it checks whether there is a cause that only contains X-IAR facts.

## 5 Implementation & Experimental Setting

We implemented the algorithms presented in Section 4 in java 11. Our system ORBITS (Optimal Repair-Based Inconsistency-Tolerant Semantics) takes as input two JSON files containing the directed conflict graph  $\mathcal{G}_{\mathcal{K}_{\succ}}$ , and the potential answers  $PotAns$  of the query associated with their causes. The user specifies a semantics (AR, IAR, or brave), a value X (among S, P<sub>1</sub>, P<sub>2</sub>, or C) to use in  $\varphi_{X\text{-max}}(F)$ , the

desired encoding for  $\varphi_{-c}$  ( $\text{neg}_1$  or  $\text{neg}_2$ ), and the algorithm to use to compute the answers w.r.t. the chosen semantics. The set of answers is output as a JSON file.

ORBITS relies on the Sat4j java library (version 2.3.4) to solve the SAT, weighted MaxSAT, and MUS enumeration problems (Berre and Parrain 2010). In principle, a standalone solver could be used, but we found that the time needed to print out the encoding to pass it to an external solver tends to be prohibitive compared to using Sat4j.

The source code of ORBITS is available at <https://github.com/bourgau/orbits>, the inputs files we used in the experiments at <https://zenodo.org/record/5946827>, and details on the experimental setting in the appendix.

**Experimental Environment** All experiments were run with 16GB of RAM in a cluster node running CentOS 7.9 with linux kernel 3.10.0, with processor 2x Cascade Lake Intel Xeon 5218 16 cores, 2.4GHz. Reported times are averaged over 5 runs, with a 30 minutes time-out. Since we aim at comparing our different algorithms and encodings, in what follows, we focus on the time needed to filter the candidate answers, excluding the time needed to load the inputs from the JSON files or serialize the output. This input loading time is generally below 1 second and never exceeds a few seconds. However, in real-world applications, we would not use ORBITS as a standalone tool, but rather make it a library to be integrated in a full query answering system.

**Test KBs** We evaluate ORBITS on three (sets of) KBs. The first is the CQAPri benchmark (Bourgau 2016), a synthetic benchmark crafted to evaluate inconsistency-tolerant query answering over DL-Lite KBs, adapted from the LUBM<sub>20</sub> benchmark (Lutz et al. 2013). The two others, called Food Inspection and Physicians, are real-world datasets built from public open data, which have already been used to evaluate data cleaning and consistent query answering systems (Rekatsinas et al. 2017; Dixit and Kolaitis 2019). They consist of relational databases built from the original csv files, on which typical integrity constraints have been added. We briefly summarize their main characteristics below.

We use the DL-Lite ontology (which includes 875 disjointness axioms) and 20 queries of the CQAPri benchmark, together with the 18 datasets named  $uXcY$  with  $X \in \{1, 5, 20\}$  and  $Y \in \{1, 5, 10, 20, 30, 50\}$ . Parameters  $X$  and  $Y$  are related to the size and the proportion of facts involved in some conflicts respectively (the higher the bigger), and the datasets are such that  $uXcY \subseteq uXcY'$  for  $Y \leq Y'$  and  $uXcY \subseteq uX'cY$  for  $X \leq X'$ . Their sizes range from 75K to 2M facts and their proportions of facts involved in some conflict from 3% to 46%. The induced conflict graphs contain from 2K to 946K facts and from 2K to 3M conflicts.

The Food Inspection dataset contains data about inspection of restaurants in New York and Chicago (Dat c; Dat a). We use the database schema and six queries proposed by Dixit and Kolaitis (2019): there are four relations, each having a key constraint and one having a further FD. The dataset contains 523K facts, 37% of them belong to some conflict. The conflict graph contains 192K facts and 219K conflicts.

We build the Physicians dataset from the National Downloadable File provided by the Centers for Medicare & Med-

	Triv.	IAR\Triv.	AR\IAR	brave\AR	not brave
S		1,655	7	77	0
{P,C}-2	1,668	0	7	48	16
{P,C}-5	1,679	1	7	29	23
P-0.5	1,671	1	7	45	15
C-0.5	1,671	23	0	30	15
P-0.8	1,680	5	7	25	22
C-0.8	1,680	24	0	13	22

Table 1: Number of answers of q1 over the Physicians dataset depending on the priority relation (none, score-structured with  $n = 2$  or  $n = 5$ , and not score-structured with  $p = 0.5$  or  $p = 0.8$ ) and type of repairs (standard, Pareto- or completion-optimal).

icaid Services (Dat b). It contains information on medical professionals and their affiliations. We decompose it into seven relations, add four reasonable key constraints and two FDs, and design six queries. In total, the dataset contains more than 8M facts and 2% of them are in some conflict. The conflict graph contains 183K facts and 2.7M conflicts.

**Priority Relations** We build score-structured priority relations by randomly assigning each fact a score between 1 and  $n$ . To construct a non-score-structured priority relation, we consider each conflict and assign a random direction to the corresponding edge in the conflict graph with a probability  $p$ , except if doing so creates a cycle, and verify that the resulting priority is indeed not score-structured. On the Food Inspection and Physicians datasets, we build four priority relations: two score-structured with  $n = 2$  and  $n = 5$ , and two non-score-structured with  $p = 0.5$  and  $p = 0.8$ . For the CQAPri benchmark, we build two priority relations, one score-structured with  $n = 5$  and one non-score-structured with  $p = 0.8$ , on our largest dataset (u20c50), then propagate them to the other datasets.

## 6 Experimental Evaluation

Our experimental evaluation aims at assessing (i) the impact of adopting different kinds of repairs, and (ii) the relative performances of alternative procedures for the same semantics. More precisely, we consider the following questions.

- What is the impact in terms of number of answers of adopting optimal repairs rather than standard repairs, or completion-optimal repairs instead of Pareto-optimal repairs when the priority relation is not score-structured?
- What is the impact of using one kind of repairs rather than another on the computation time?
- Given a semantics and type of repair, what is the impact in terms of computation times of the choice of:
  - how to encode optimality ( $P_1$  or  $P_2$  for Pareto-optimal repairs,  $P_1$ ,  $P_2$  or  $C$  when  $\succ$  is score-structured)?
  - how to encode contradictions ( $\varphi_{-c}$  with  $\text{neg}_1$  or  $\text{neg}_2$ )?
  - the algorithm used to filter the non-trivial answers?

In what follows, we summarize our main observations. Detailed results are given in the appendix.

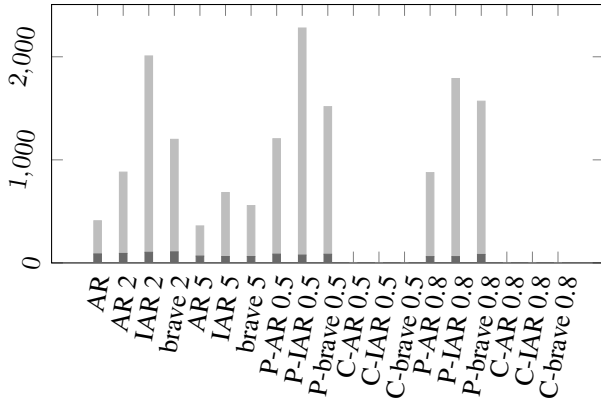


Figure 3: Best running times (in milliseconds) for each semantics and priority relation (none, score-structured with  $n = 2$  or  $n = 5$ , not score-structured with  $p = 0.5$  or  $p = 0.8$ ) for query q2 over the Food Inspection dataset. An empty bar means that the query ran out of time / memory for all possible algorithms and encodings. The lower part of bars is the time to identify self-inconsistent facts and trivial answers, the upper part the time to filter non-trivial answers.

**Comparing Semantics w.r.t. Number of Answers** Table 1 shows the impact on the number of answers of the type of priority relation and chosen notion of optimal repairs for an example query. For each priority relation and repair type X, it gives the number of answers that: are trivially X-IAR (i.e. some cause contains only facts without outgoing edges in the directed conflict graph), hold under X-IAR but not trivially, hold under X-AR but not under X-IAR, hold under X-brave but not X-AR, and do not hold under X-brave semantics.

Priority relations leads to fewer edges in the directed conflict graph, which in turn makes more answers hold trivially. The more the priority relation sets preferences between facts (higher parameter  $n$  or  $p$  of the priority relation), the more trivially X-IAR answers we obtain. Adopting optimal repairs also significantly increases the number of potential answers that do not hold under X-brave semantics, which are very rare when using classical subset repairs.

An interesting observation is that while, in the absence of a priority relation, many queries of the CQAPri benchmark do not have any AR answers that are not trivial, which makes trivial answers a good approximation of AR, this is no longer the case for optimal repairs. It hence seems even more important to actually compute the answers that hold under the desired semantics rather simply computing the polynomial lower bound given by the trivial answers.

Regarding the impact of the choice between Pareto- and completion-optimal repairs, in many cases ORBITS did not manage to compute the answers for completion-optimal repairs in our given time and memory limits. When it does manage to compute them (for 5 queries on the Physicians dataset; none on the Food Inspection dataset; and from between 7 and 13 on uXc1 to less than 3 on uXc50), we observe a difference with Pareto-answers in only two cases.

**Comparing Semantics w.r.t. Computation Time** Figure 3 shows the best running times (across all algorithms and

		q1	q2	q3	q4	q5	q6
Alg. 1	P <sub>1</sub>	417	141	350	12,799	224	4,009
	P <sub>2</sub>	804	142	379	326,594	213	8,684
	C	252,694	179	550	oom	284	t.o
Alg. 2	P <sub>1</sub>	<b>268</b>	166	326	<b>1,730</b>	214	11,263
	P <sub>2</sub>	502	163	333	2,961	221	10,833
	C	oom	632	t.o	t.o	551	oom
Alg. 3	P <sub>1</sub>	272	154	313	t.o	211	245,804
	P <sub>2</sub>	466	146	<b>281</b>	t.o	<b>201</b>	241,030
	C	oom	624	t.o	t.o	550	oom
Alg. 4	P <sub>1</sub>	362	166	997	42,544	281	559,923
	P <sub>2</sub>	566	193	972	36,923	304	546,199
	C	oom	764	t.o	t.o	846	oom
Alg. 5	P <sub>1</sub>	383	<b>135</b>	335	8,192	211	<b>3,419</b>
	P <sub>2</sub>	565	157	309	225,170	207	5,963
	C	192,429	164	544	oom	238	t.o

Table 2: Query answer filtering time (in milliseconds, t.o:time out, oom:out of memory) under X-brave semantics ( $X \in \{P,C\}$ ), for each algorithm and encoding  $\varphi_{X-\max}$ , on Physicians dataset with score-structured priority ( $n = 2$ ). Alg. 1: Simple, Alg. 2: All-MaxSAT, Alg. 3: All-MUSEs, Alg. 4: Assumptions, Alg. 5: Cause-by-cause. Best time in bold red and ‘close to best times’ (i.e., not exceeding the best by more than 50ms or 10%) on grey.

encoding variants) for each semantics and an example query. We did this comparison for all queries on Physicians and Food Inspection datasets and two CQAPri datasets.

Given a kind of repair X, the relative difficulty of the X-AR, X-IAR and X-brave semantics depends on the query, dataset and sometimes the nature of the priority relation.

Comparing S-AR, P-AR, and C-AR semantics, we observe that using optimal repairs may either increase or decrease the answer filtering time, intuitively because there are more trivial answers, but the encodings are more complex.

Given a dataset, query and semantics, if we compare two priority relations of the same kind (score-structured or not), the one that sets preferences between more facts leads to lower running times. This can be explained by the increase of the number of trivial answers and maybe by the fact that the encodings involve less facts and encode more ‘forced choices’ between facts so that there are less possibilities to explore. When we compare the ‘easiest’ non score-structured priority relations ( $p = 0.8$ ) and the hardest score-structured ones ( $n = 2$ ), which lead to comparable sizes of directed conflict graphs, score-structured priority relations seem to be easier than non-score-structured ones.

Finally, we conclude that our procedures do not perform well for completion-optimal repair-based semantics, which form most of the cases that fail due to lack of time or memory, and very often have higher running times than Pareto-optimal-based semantics with the same priority relation.

### Choice of Algorithm & Encoding for Given Semantics

Table 2 presents the time needed to filter the candidate answers that hold under brave semantics based on optimal-repairs (score-structured case) for some example queries. It illustrates the huge impact that the choice of an algorithm



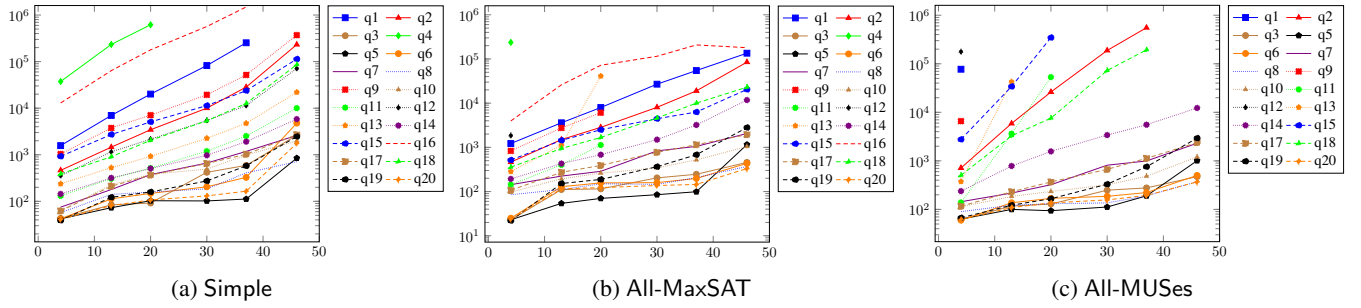


Figure 4: Time (in milliseconds, log. scale) to filter query answers under X-AR semantics ( $X \in \{P, C\}$ ) w.r.t. percentage of facts involved in some conflict for u20cY with score-structured priority relation ( $\varphi_{P_1\text{-max}}$  and  $\text{neg}_1$  encoding). Missing queries ran out of time or memory.

and encoding can have. For example, q6 answers are filtered in 3.5s with algorithm Cause-by-cause and  $\varphi_{P_1\text{-max}}$ , but need at least 546s with the Assumptions algorithm, at least 5.9s with  $\varphi_{P_2\text{-max}}$ , and cannot be filtered in our time and memory limits with encoding  $\varphi_{C\text{-max}}$ . For X-AR and X-IAR semantics, we also observe sometimes huge variations when using the  $\text{neg}_1$  or  $\text{neg}_2$  version of  $\varphi_{-C}$ . For example, for X-AR semantics on u20c50 with a score-structured priority relation, the best times for queries q2 and q18 are both obtained with algorithm All-MaxSAT and  $\varphi_{P_1\text{-max}}$ , but with the  $\text{neg}_2$  variant for q2 (50 seconds versus 85 with  $\text{neg}_1$ ) and  $\text{neg}_1$  for q18 (23 seconds versus 47 with  $\text{neg}_2$ ). The comparison of the possible procedures for each semantics on the different datasets and queries shows that there is not a ‘best’ method in general. However, we still gain some relevant insights.

The first one concerns the choice of  $\varphi_{X\text{-max}}$ . The encoding  $\varphi_{P_1\text{-max}}$  is generally the best one for Pareto-optimal repairs, in the sense that it achieves ‘close to best times’ (cf. Table 2) much more often than the others. However, there are a few cases where  $\varphi_{P_2\text{-max}}$  performs significantly better, especially on the CQAPri datasets with fewer conflicts (e.g., on u20c1 with a score-structured priority relation, the best time for filtering q9 answers under P-AR semantics is 480ms with  $\varphi_{P_2\text{-max}}$ , while the best time with another encoding is 825ms). When the priority relation is score-structured,  $\varphi_{C\text{-max}}$  never significantly outperforms  $\varphi_{P_1\text{-max}}$  and  $\varphi_{P_2\text{-max}}$  and leads to much more time or memory failures.

The second concerns the choice of algorithm for X-IAR semantics. For all kinds of repairs, algorithm IAR-causes is generally better than the others in terms of frequency of ‘close to best times’. It is sometimes outperformed by algorithms Cause-by-cause or IAR-facts. The ‘generic’ algorithms (Simple, All-MaxSAT, All-MUSEs, Assumptions) perform quite poorly, except on the simplest cases.

For the AR and brave semantics, it is more difficult to find an algorithm that is superior to the others. For non-score-structured priority relations and completion-optimal repairs, algorithm Simple seems to be the best choice for both C-AR and C-brave semantics, but all algorithms fail in most cases. A related observation is that algorithms that consider answers individually and use smaller encodings seems to be often more robust in terms of time-out and out-of-memory, with a notable exception for P-AR and P-brave semantics on u20c50 with non-score-structured priority, where algorithms

All-MaxSAT and All-MUSEs are more robust. For S-AR, P-AR and P-brave, we observe different behaviours depending on the benchmark: All-MaxSAT and All-MUSEs tend to perform better for the CQAPri benchmark, while Simple tends to perform better for the Food Inspection dataset.

Finally, comparing  $\text{neg}_1$  and  $\text{neg}_2$  versions of  $\varphi_{-C}$ , we observe that the relative performance depends on the dataset, query, algorithm, and choice of  $\varphi_{X\text{-max}}$ . However, we note that  $\varphi_{P_2\text{-max}}$  usually works better with  $\text{neg}_1$ . Even if there is not a direct relationship between the encoding sizes and the running times, this is probably due to the fact that  $\text{neg}_2$  enforces that both the facts that occur in the causes and their conflicts are part of the encoding, which significantly increases the size of  $\varphi_{P_2\text{-max}}$ , but has little impact on  $\varphi_{P_1\text{-max}}$ .

Figure 4 shows the evolution of the running times of three algorithms using the same encoding variants as the proportion of facts involved in some conflicts grows, on the u20cY datasets with a score-structured priority for X-AR semantics ( $X \in \{P, C\}$ ). It illustrates the fact that the relative performance of the algorithms depends on the query and dataset (here, the proportion of facts involved in some conflict): For example, All-MaxSAT is the best for q9 over the three first datasets, but runs out of time on the three last (more than 20% of facts in conflict), while Simple can handle them.

## 7 Conclusion

We have presented a comprehensive exploration of SAT-based approaches to querying inconsistent data using (optimal) repair-based inconsistency tolerant semantics, including the proposal of novel encodings and algorithms. Our generic framework places existing approaches into a broader context and makes our results and system directly applicable to both the (pure) database and OMQA settings.

Our experimental comparison of different SAT-based algorithms and encoding variants shows that the choice of algorithm and encoding may have huge impact on the computation time. While in some cases our results can be used to single out some approaches as more effective, more often there are no clear winner(s). This suggests that to minimize runtimes, it may make sense to launch multiple algorithms in parallel, and/or devise methods that can help predict which algorithm and encoding will perform best on a given dataset and query, e.g. using machine learning techniques.

Our work lays important foundations for the future development of mature systems for querying inconsistent data. We plan to investigate different ways of improving the performance for optimal repair-based semantics. For example, it would be interesting to explore alternative approaches for completion-optimal repairs based upon SAT modulo graph techniques (Gebser, Janhunen, and Rintanen 2014). Another promising direction is to employ more refined polynomial lower approximations than the trivial answers, such as the grounded semantics (Bienvenu and Bourgaux 2020).

## Acknowledgements

This work was supported by the ANR AI Chair INTENDED (ANR-19-CHIA-0014).

## References

- Arenas, M.; Bertossi, L. E.; and Chomicki, J. 1999. Consistent query answers in inconsistent databases. In *Proceedings of the 18th ACM SIGMOD-SIGACT-SIGAI Symposium on Principles of Database Systems (PODS)*, 68–79.
- Berre, D. L., and Parrain, A. 2010. The sat4j library, release 2.2. *JSAT* 7(2-3):59–64.
- Bertossi, L. E. 2011. *Database Repairing and Consistent Query Answering*. Synthesis Lectures on Data Management. Morgan & Claypool Publishers.
- Bienvenu, M., and Bourgaux, C. 2016. Inconsistency-tolerant querying of description logic knowledge bases. In *Tutorial Lectures of the 12th International Reasoning Web Summer School*, 156–202.
- Bienvenu, M., and Bourgaux, C. 2020. Querying and repairing inconsistent prioritized knowledge bases: Complexity analysis and links with abstract argumentation. In *Proceedings of the 17th International Conference on Principles of Knowledge Representation and Reasoning (KR)*, 141–151.
- Bienvenu, M., and Ortiz, M. 2015. Ontology-mediated query answering with data-tractable description logics. In *Tutorial Lectures of the 11th Reasoning Web International Summer School*, 218–307.
- Bienvenu, M., and Rosati, R. 2013. Tractable approximations of consistent query answering for robust ontology-based data access. In *Proceedings of the 23rd International Joint Conference on Artificial Intelligence (IJCAI)*.
- Bienvenu, M.; Bourgaux, C.; and Goasdoué, F. 2014. Querying inconsistent description logic knowledge bases under preferred repair semantics. In *Proceedings of the 28th AAAI Conference on Artificial Intelligence (AAAI)*, 996–1002.
- Bienvenu, M.; Bourgaux, C.; and Goasdoué, F. 2019. Computing and explaining query answers over inconsistent dl-lite knowledge bases. *Journal of Artificial Intelligence Research (JAIR)* 64:563–644.
- Bienvenu, M. 2020. A short survey on inconsistency handling in ontology-mediated query answering. *Künstliche Intelligenz* 34(4):443–451.
- Bourgaux, C. 2016. *Inconsistency Handling in Ontology-Mediated Query Answering. (Gestion des incohérences pour l'accès aux données en présence d'ontologies)*. Ph.D. Dissertation, University of Paris-Saclay, France.
- Calvanese, D.; De Giacomo, G.; Lembo, D.; Lenzerini, M.; and Rosati, R. 2007. Tractable reasoning and efficient query answering in description logics: The DL-Lite family. *Journal of Automated Reasoning (JAR)* 39(3):385–429.
- Chortaras, A.; Trivela, D.; and Stamou, G. 2011. Optimized query rewriting for OWL 2 QL. In *Proc. of CADE*.
- Dataset: Food Inspections, City of Chicago, Chicago Data Portal. <https://data.cityofchicago.org/Health-Human-Services/Food-Inspections/4ijn-s7e5>. Accessed December 7, 2020.
- Dataset: National Downloadable File, Centers for Medicare & Medicaid Services (CMS). <https://data.cms.gov/provider-data/dataset/mj5m-pzi6>. Accessed December 10, 2020.
- Dataset: New York City Restaurant Inspection Results, Department of Health and Mental Hygiene (DOHMH), NYC Open Data. <https://data.cityofnewyork.us/Health/DOHMH-New-York-City-Restaurant-Inspection-Results/43nn-pn8j>. Accessed December 7, 2020.
- Dixit, A. A., and Kolaitis, P. G. 2019. A SAT-based system for consistent query answering. In Janota, M., and Lynce, I., eds., *Proceedings of the 22nd International Conference on Theory and Applications of Satisfiability Testing (SAT)*, 117–135.
- Fan, W. 2015. Data quality: From theory to practice. *SIGMOD Rec.* 44(3):7–18.
- Gebser, M.; Janhunen, T.; and Rintanen, J. 2014. SAT modulo graphs: Acyclicity. In *Proceedings of the 14th European Conference on Logics in Artificial Intelligence (JELIA)*, 137–151.
- Kimelfeld, B.; Livshits, E.; and Peterfreund, L. 2017. Detecting ambiguity in prioritized database repairing. In *Proceedings of the 20th International Conference on Database Theory (ICDT)*, 17:1–17:20.
- Lembo, D.; Lenzerini, M.; Rosati, R.; Ruzzi, M.; and Savo, D. F. 2010. Inconsistency-tolerant semantics for description logics. In *Proceedings of the 4th International Conference on Web Reasoning and Rule Systems (RR)*, 103–117.
- Livshits, E., and Kimelfeld, B. 2017. Counting and enumerating (preferred) database repairs. In *Proceedings of the 36th ACM SIGMOD-SIGACT-SIGAI Symposium on Principles of Database Systems (PODS)*, 289–301.
- Lutz, C.; Seylan, I.; Toman, D.; and Wolter, F. 2013. The combined approach to OBDA: taming role hierarchies using filters. In *Proceedings of the 12th International Semantic Web Conference (ISWC)*, 314–330.
- Poggi, A.; Lembo, D.; Calvanese, D.; De Giacomo, G.; Lenzerini, M.; and Rosati, R. 2008. Linking data to ontologies. *Journal of Data Semantics* 10:133–173.
- Rekatsinas, T.; Chu, X.; Ilyas, I. F.; and Ré, C. 2017. Holoclean: Holistic data repairs with probabilistic inference. *Proceedings of the VLDB Endowment (PVLDB)* 10(11):1190–1201.

Rosati, R. 2011. On the complexity of dealing with inconsistency in description logic ontologies. In *Proceedings of the 22nd International Joint Conference on Artificial Intelligence (IJCAI)*, 1057–1062.

Senellart, P.; Jachiet, L.; Maniu, S.; and Ramusat, Y. 2018. Provsq: Provenance and probability management in postgresql. *Proceedings of the VLDB Endowment (PVLDB)* 11(12):2034–2037.

Staworko, S.; Chomicki, J.; and Marcinkowski, J. 2012. Prioritized repairing and consistent query answering in relational databases. *Annals of Mathematics and Artificial Intelligence (AMAI)* 64(2-3):209–246.

Wijsen, J. 2019. Foundations of query answering on inconsistent databases. *SIGMOD Record* 48(3):6–16.

Xiao, G.; Calvanese, D.; Kontchakov, R.; Lembo, D.; Poggi, A.; Rosati, R.; and Zakharyashev, M. 2018. Ontology-based data access: A survey. In *Proceedings of the 27th International Joint Conference on Artificial Intelligence (IJCAI)*, 5511–5519.

# Appendices

<b>A Proofs for Section 2</b>	<b>13</b>
<b>B Proofs for Sections 3 and 4</b>	<b>13</b>
B.1 Basic Lemmas . . . . .	14
B.2 Propositional Encodings for X-AR, X-Brave and X-IAR semantics . . . . .	16
B.3 Non-Binary Conflicts . . . . .	19
<b>C Pseudocode for Algorithms</b>	<b>22</b>
C.1 Generic Algorithms Applicable to X-AR, X-IAR and X-brave . . . . .	22
C.2 Algorithms Specific to X-IAR or X-brave . . . . .	24
<b>D Details on Experimental Setting</b>	<b>28</b>
D.1 KBs Description . . . . .	28
D.2 Construction of Input Files . . . . .	28
D.3 Sizes of Query Answers and Causes Files . . . . .	29
D.4 Priority Relations and Sizes of Directed Conflict Graphs . . . . .	29
<b>E Details on Experimental Evaluation</b>	<b>31</b>
E.1 Number of Answers Under the Different Semantics . . . . .	31
E.2 Running Times of All Algorithms and Encodings for Each Semantics . . . . .	38
E.3 Semantics Comparison w.r.t. Computation Time . . . . .	90
E.4 Running Times w.r.t. the Proportion of Facts Involved in Some Conflicts or Size on CQAPri Benchmark . . . . .	101
E.5 Encodings Properties . . . . .	110

## A Proofs for Section 2

**Proposition 1.** *Query entailment is NP-hard under X-brave semantics ( $X \in \{P, C\}$ ) and coNP-hard under X-IAR semantics ( $X \in \{P, C\}$ ) over KBs whose theory consists of a set of FDs.*

*Proof.* We first give the NP-hardness proof for X-brave semantics ( $X \in \{P, C\}$ ), by reduction from propositional 3CNF satisfiability. Consider a propositional CNF  $\varphi = c_1 \dots \wedge \dots \wedge c_n$ , over variables  $x_1, \dots, x_k$ . We consider the KB  $\mathcal{K} = (\mathcal{D}_\varphi, \mathcal{T})$ , where

$$\begin{aligned} \mathcal{D}_\varphi = & \{R(x_i, x_i, b) \mid 1 \leq i \leq k, b \in \{0, 1\}\} \cup \\ & \{R(c_j, x_i, 1) \mid x_i \text{ is a disjunct of } c_j\} \cup \{R(c_j, x_i, 0) \mid \neg x_i \text{ is a disjunct of } c_j\} \cup \\ & \{R(c_j, u, u) \mid 1 \leq j \leq n\} \cup \{(\star, u, \star)\} \end{aligned}$$

and the theory  $\mathcal{T}$  consists of the FDs  $R : 1 \rightarrow 3$  and  $R : 2 \rightarrow 3$ , which can be equivalently expressed by the FOL formulas:

$$\forall u, v, v', w, w' \neg(R(u, v, w) \wedge R(u, v', w') \wedge w \neq w') \quad \forall u, u', v, w, w' \neg(R(u, v, w) \wedge R(u', v, w') \wedge w \neq w')$$

We let  $\succ$  be the priority induced by the scoring function which assigns scores as follows:

- Score 3: all facts of the form  $R(x_i, x_i, b)$
- Score 2: all facts of the form  $R(c_j, -, -)$  (i.e. with some  $c_j$  as first argument)
- Score 1: the fact  $(\star, u, \star)$

For example, if  $\neg x_i \in c_j$ , then  $R(x_i, x_i, 1) \succ R(c_j, x_i, 0)$ , since  $R(x_i, x_i, 1)$  and  $R(c_j, x_i, 0)$  violate the FD  $R : 2 \rightarrow 3$ , and  $R(x_i, x_i, 1)$  has a higher score than  $R(c_j, x_i, 0)$ . We claim that:  $\mathcal{K}_\succ \models_{\text{brave}}^P (\star, u, \star)$  iff  $\varphi$  is satisfiable. Note that since  $\succ$  is score-structured,  $\mathcal{K}_\succ \models_{\text{brave}}^P (\star, u, \star)$  iff  $\mathcal{K}_\succ \models_{\text{brave}}^C (\star, u, \star)$ , so proving the claim establishes the result for both types of repair.

To prove the first direction of the claim, suppose that  $\mathcal{K}_\succ \models_{\text{brave}}^P (\star, u, \star)$ . Then there exists a Pareto-optimal repair  $\mathcal{R}$  of  $\mathcal{K}_\succ$  such that  $(\star, u, \star) \in \mathcal{R}$ . As  $\succ$  is score-structured,  $\mathcal{R}$  is also a  $\subseteq_P$ -repair (Bienvenu, Bourgaux, and Goasdoué 2014), which means it can be built by taking a  $\subseteq$ -maximal  $\mathcal{T}$ -consistent subset  $S_3$  of the score-3 facts, then adding a  $\subseteq$ -maximal subset  $S_2$  of the score-2 facts such that  $S_3 \cup S_2$  is  $\mathcal{T}$ -consistent, followed by adding  $(\star, u, \star)$  if  $S_3 \cup S_2 \cup \{(\star, u, \star)\}$  is  $\mathcal{T}$ -consistent. Clearly,  $S_3$  will contain exactly one fact of the form  $R(x_i, x_i, b)$  for each variable  $x_i$ , yielding a valuation  $\nu_{\mathcal{R}}$  of  $\{x_1, \dots, x_n\}$  that assigns truth value  $b$  to  $x_i$  if  $R(x_i, x_i, b) \in \mathcal{R}$ . As  $(\star, u, \star) \in \mathcal{R}$  and  $\mathcal{R}$  is  $\mathcal{T}$ -consistent (hence satisfies  $R : 2 \rightarrow 3$ ), we know that  $\mathcal{R}$  does not contain any fact of the form  $R(c_j, u, u)$ . Indeed, if it did, then  $S_3 \cup S_2 \cup \{(\star, u, \star)\}$  would not be  $\mathcal{T}$ -consistent, so  $(\star, u, \star)$  would not have been added. As  $S_2$  is  $\subseteq$ -maximal subset of the score-2 facts such that  $S_3 \cup S_2$  is  $\mathcal{T}$ -consistent, it must be the case that for every  $1 \leq i \leq n$ , there exists a fact  $R(c_j, x_i, b) \in \mathcal{R}$ . However, due to  $R : 2 \rightarrow 3$ , we know that if  $R(c_j, x_i, b) \in \mathcal{R}$ , then  $R(x_i, x_i, b) \in \mathcal{R}$ . It follows that every clause is satisfied by the valuation  $\nu_{\mathcal{R}}$ , so  $\varphi$  is satisfiable.

Now we prove the second direction. Suppose that  $\varphi$  is satisfiable, and let  $\mu$  be a satisfying valuation. Consider the subset  $\mathcal{R} \subseteq \mathcal{D}_\varphi$  that contains:

- $R(x_i, x_i, b)$ , if  $\mu(x_i) = b$
- A maximal  $\mathcal{T}$ -consistent subset of  $\{R(c_j, x_i, b) \mid R(c_j, x_i, b) \in \mathcal{D}, \mu(x_i) = b\}$
- $(\star, u, \star)$

We claim that  $\mathcal{R}$  is  $\subseteq_P$ -repair, which implies that it is also a Pareto- and completion-optimal repair, as  $\succ$  is score-structured. First note that  $\mathcal{R}$  is  $\mathcal{T}$ -consistent. Indeed, if  $R(x_i, x_i, b)$  and  $R(c_j, x_i, b')$  both appear, then by construction, we must have  $b = b'$ . Next note that we cannot add any further  $R(x_i, x_i, b)$  facts without becoming  $\mathcal{T}$ -inconsistent, which means that we have included a maximal subset of the score-3 facts. We now consider the score-2 facts. As every clause  $c_j$  has at least one satisfied literal, we will include at least one fact of the form  $R(c_j, x_i, b)$  per clause  $c_j$ , which will prevent us from adding any  $R(c_j, u, u)$  facts. We also cannot add a fact  $R(c_j, x_i, b)$  if  $\mu(x_i) \neq b$ , since then we would contradict a score-3 fact from  $\mathcal{R}$ . Finally, the only score-1 fact,  $(\star, u, \star)$ , is already present in  $\mathcal{R}$ . It follows that  $\mathcal{R}$  is indeed a  $\subseteq_P$ -repair, which implies that it is also a Pareto-optimal repair, since  $\succ$  is score-structured. This shows that  $\mathcal{K}_\succ \models_{\text{brave}}^P (\star, u, \star)$ .

We can use almost the same reduction to show the coNP-hardness proof for X-IAR semantics ( $X \in \{P, C\}$ ). Indeed, it suffices to add to  $\mathcal{D}_\varphi$  an additional score-1 fact:  $(\star, \odot, \odot)$ . Using similar arguments to above, we can show that  $\mathcal{K}_\succ \models_{\text{IAR}}^P (\star, \odot, \odot)$  iff  $\varphi$  is unsatisfiable. Indeed,  $\mathcal{K}_\succ \models_{\text{IAR}}^P (\star, \odot, \odot)$  iff  $(\star, \odot, \odot)$  holds in every optimal repair iff  $(\star, u, \star)$  is absent from every optimal repair. And we have shown above that the latter holds iff  $\varphi$  is unsatisfiable.  $\square$

## B Proofs for Sections 3 and 4

**Inconsistent or non-minimal ‘causes’** In this section and in all of the following proofs, we assume that  $\text{Causes}(q(\vec{a}), \mathcal{K})$  may actually be a superset of the causes such that every superfluous  $\mathcal{B}$  in it either (1) includes a real cause  $\mathcal{C}$  of  $q(\vec{a})$  or (2) contains two distinct facts  $\alpha$  and  $\beta$  that form a conflict. Note that this only strengthens the results, which naturally hold also when  $\text{Causes}(q(\vec{a}), \mathcal{K})$  is the proper set of causes.

## B.1 Basic Lemmas

In Lemmas 1 to 4,  $\mathcal{K}_\succ$  is a prioritized KB with  $\mathcal{K} = (\mathcal{D}, \mathcal{T})$ ,  $\mathcal{R} \in XRep(\mathcal{K}_\succ)$  (with  $X \in \{P, C\}$ ), and  $\nu$  is the valuation of  $\{x_\alpha \mid \alpha \in \mathcal{D}\}$  such that  $\nu(x_\alpha) = \text{true}$  iff  $\alpha \in \mathcal{R}$ .

**Lemma 1.**  $\nu$  satisfies  $\varphi_{-C}$  iff  $C \not\subseteq \mathcal{R}$ .

*Proof.* If  $\nu$  satisfies  $\varphi_{-C}$ , there exists  $\alpha \in C$  such that

- in case of  $\text{neg}_2$  encoding:  $\nu(x_\alpha) = \text{false}$  and
- in both  $\text{neg}_2$  and  $\text{neg}_1$  encoding variants: there exists  $\beta$  such that  $\alpha \perp \beta$ ,  $\alpha \not\succeq \beta$  and  $\nu(x_\beta) = \text{true}$ , i.e.,  $\beta \in \mathcal{R}$ .

Hence, since  $\mathcal{R}$  is  $\mathcal{T}$ -consistent, we must have  $C \not\subseteq \mathcal{R}$ .

Conversely, if  $C \not\subseteq \mathcal{R}$ , there exist  $\alpha \in C$  and  $\beta \in \mathcal{R}$  such that  $\alpha \perp \beta$  and  $\alpha \not\succeq \beta$ . Otherwise  $\mathcal{R} \cup \{\alpha\} \setminus \{\beta \mid \alpha \succ \beta\}$  would be a Pareto-improvement of  $\mathcal{R}$ , contradicting our assumption  $\mathcal{R} \in XRep(\mathcal{K}_\succ)$  for either  $X \in \{P, C\}$  (recall that completion-optimal repairs are also Pareto-optimal repairs). Since  $\nu(x_\alpha) = \text{false}$  and  $\nu(x_\beta) = \text{true}$ ,  $\nu$  satisfies  $\varphi_{-C}$ .  $\square$

**Lemma 2.**  $\nu$  satisfies  $\varphi_C$  iff  $C \subseteq \mathcal{R}$ .

*Proof.* Straightforward.  $\square$

**Lemma 3.**  $\nu$  satisfies  $\varphi_{-q(\vec{a})}$  iff  $(\mathcal{R}, \mathcal{T}) \not\models q(\vec{a})$ .

*Proof.* If  $\nu$  satisfies  $\varphi_{-q(\vec{a})}$ , for every  $C \in \text{Causes}(q(\vec{a}), \mathcal{K})$ ,  $\nu$  satisfies  $\varphi_{-C}$ , so by Lemma 1,  $C \not\subseteq \mathcal{R}$ . Hence  $(\mathcal{R}, \mathcal{T}) \not\models q(\vec{a})$ . It follows that  $\mathcal{K}_\succ \not\models_{AR}^X q(\vec{a})$ .

If  $(\mathcal{R}, \mathcal{T}) \not\models q(\vec{a})$ ,  $\mathcal{R}$  does not contain any cause for  $q(\vec{a})$  (hence not any super-set of such cause either), and since  $\mathcal{R}$  is  $\mathcal{T}$ -consistent, it does not contain any inconsistent subset. It follows that for every  $B \in \text{Causes}(q(\vec{a}), \mathcal{K})$  (even if  $B$  is a super set of a cause or contains a pair of conflicting assertions),  $B \not\subseteq \mathcal{R}$ , so by Lemma 1,  $\nu$  satisfies  $\varphi_{-B}$ . Hence  $\nu$  satisfies  $\varphi_{-q(\vec{a})}$ .  $\square$

**Lemma 4.**  $\nu$  can be extended to a valuation that satisfies  $\varphi_{q(\vec{a})}$  iff  $(\mathcal{R}, \mathcal{T}) \models q(\vec{a})$ .

*Proof.* If  $(\mathcal{R}, \mathcal{T}) \models q(\vec{a})$ ,  $\mathcal{R}$  contains a real cause  $C$  of  $q(\vec{a})$ . Let us extend  $\nu$  with  $\nu(x_C) = \text{true}$ , and  $\nu(x_B) = \text{false}$  for every  $B \in \text{Causes}(q(\vec{a}), \mathcal{K}_\succ)$  different from  $C$ . Then  $\nu$  satisfies  $\varphi_{q(\vec{a})}$ .

If  $\nu$  can be extended to a valuation that satisfies  $\varphi_{q(\vec{a})}$ , there exists  $B \in \text{Causes}(q(\vec{a}), \mathcal{K}_\succ)$  such that  $\nu(x_B) = \text{true}$  and for every  $\alpha \in B$ ,  $\nu(x_\alpha) = \text{true}$ , i.e.,  $B \subseteq \mathcal{R}$ . Since  $\mathcal{R}$  is  $\mathcal{T}$ -consistent,  $B$  is  $\mathcal{T}$ -consistent hence must include a real cause of  $q(\vec{a})$ . It follows that  $(\mathcal{R}, \mathcal{T}) \models q(\vec{a})$ .  $\square$

The following lemma has already been shown for the particular case where  $\succ$  is score structured. Indeed, it follows from the results that (i) when the priority relation is score-structured, (Pareto- or completion-)optimal repairs coincide with the  $\subseteq_P$ -repairs defined by Bienvenu, Bourgaux, and Goasdoué (2014) and (ii) the proof for the SAT encodings presented in (Bienvenu, Bourgaux, and Goasdoué 2014) for the semantics based on  $\subseteq_P$ -repairs. However, it has not been observed before that this is also true when  $\succ$  is not score-structured.

**Lemma 5.** Let  $\mathcal{K}_\succ$  be a prioritized KB with  $\mathcal{K} = (\mathcal{D}, \mathcal{T})$ ,  $F_1 \subseteq \mathcal{D}$ ,  $F_2 = F_1 \cup \text{facts}(\varphi_{P_1\text{-max}}(F_1))$ , and let  $\nu$  be a valuation of  $\{x_\alpha \mid \alpha \in F_2\}$ .

- If  $\nu$  satisfies  $\varphi_{P_1\text{-max}}(F_1) \wedge \varphi_{\text{cons}}(F_2)$  then  $S_\nu = \{\alpha \mid \nu(x_\alpha) = \text{true}\}$  can be extended to a Pareto-optimal repair of  $\mathcal{K}_\succ$ .
- If there exists a Pareto-optimal repair  $\mathcal{R}$  of  $\mathcal{K}_\succ$  such that  $\mathcal{R} \cap F_2 = S_\nu$ , then  $\nu$  satisfies  $\varphi_{P_1\text{-max}}(F_1) \wedge \varphi_{\text{cons}}(F_2)$ .

*Proof.* ( $\Rightarrow$ ) Assume that  $\nu$  satisfies  $\varphi_{P_1\text{-max}}(F_1) \wedge \varphi_{\text{cons}}(F_2)$ . Since  $\nu$  satisfies  $\varphi_{\text{cons}}(F_2)$ , it is easy to check that  $S_\nu$  is  $\mathcal{T}$ -consistent, so there exists some repair that extends it. Assume for a contradiction that all repairs that extend  $S_\nu$  are not Pareto-optimal and take a repair  $\mathcal{R}_0 \supseteq S_\nu$ .

- Since  $\mathcal{R}_0 \notin PRep(\mathcal{K}_\succ)$ , there exists  $\beta_0 \in \mathcal{D} \setminus \mathcal{R}_0$  such that  $S_0 = \mathcal{R}_0 \cup \{\beta_0\} \setminus \{\alpha \mid \beta_0 \succ \alpha\}$  is a Pareto-improvement of  $\mathcal{R}_0$ . We first show that  $S_\nu \subseteq S_0$ . Assume for a contradiction that this is not the case: there is  $\alpha \in S_\nu$  such that  $\beta_0 \succ \alpha$ .
  - Since  $\alpha \in S_\nu \subseteq F_2 = R(F_1)$ , then  $\beta_0 \in R(F_1)$  and  $\varphi_{P_1\text{-max}}(F_1)$  contains the clause  $x_{\beta_0} \vee \bigvee_{\beta_0 \perp \gamma, \beta_0 \not\succeq \gamma} x_\gamma$ .
  - Since  $\alpha \in S_\nu$  and  $S_\nu$  is  $\mathcal{T}$ -consistent,  $\beta_0 \notin S_\nu$  so  $\nu(\beta_0) = \text{false}$ . Hence there exists  $\gamma$  such that  $\beta_0 \perp \gamma$  and  $\beta_0 \not\succeq \gamma$  such that  $\nu(x_\gamma) = \text{true}$ , i.e.,  $\gamma \in S_\nu \subseteq \mathcal{R}_0$ .
  - Since  $\beta_0 \not\succeq \gamma$ , by definition of  $S_0$ , it follows that  $\gamma \in S_0$ . This contradicts the  $\mathcal{T}$ -consistency of  $S_0$  hence the fact that  $S_0$  is a Pareto-improvement of  $\mathcal{R}_0$ .

It follows that  $S_\nu \subseteq S_0$ .

- Any repair  $\mathcal{R}_1 \supseteq S_0$  is thus a Pareto-improvement of  $\mathcal{R}_0$  which contains  $S_\nu$ .
- Since we assume that all repairs that extend  $S_\nu$  are not optimal, we can then construct an infinite sequence  $\mathcal{R}_0, \mathcal{R}_1, \dots$  of repairs that all contain  $S_\nu$  and such that  $\mathcal{R}_{i+1}$  is a Pareto-improvement of  $\mathcal{R}_i$ .

- The number of repairs being finite, there must be a repetition in this sequence. By Proposition 7 in (Staworko, Chomicki, and Marcinkowski 2012), since  $\succ$  is acyclic, so is the relation of Pareto-dominance between repairs, which contradicts the existence of such a cycle of repairs.

Hence, there exists an optimal repair  $\mathcal{R}$  that extends  $S_\nu$ .

( $\Leftarrow$ ) Assume that there exists  $\mathcal{R} \in PRep(\mathcal{K}_\succ)$  such that  $S_\nu = \mathcal{R} \cap F_2$ . Since  $\mathcal{R}$  is  $\mathcal{T}$ -consistent, it is easy to check that  $\nu$  satisfies  $\varphi_{\text{cons}}(F_2)$ . Assume for a contradiction that  $\nu$  does not satisfy  $\varphi_{P_1\text{-max}}(F_1)$ .

- There exists  $\alpha \in F_2$  such that  $\nu(x_\alpha) = \text{false}$  and for every  $\beta \perp \alpha$  such that  $\alpha \not\succeq \beta$  (note that such  $\beta$  is in  $R(F_1)$ ),  $\nu(x_\beta) = \text{false}$ .
- Since  $S_\nu = \mathcal{R} \cap F_2$ , then  $\alpha \notin \mathcal{R}$  and for every  $\beta \perp \alpha$  such that  $\alpha \not\succeq \beta$ ,  $\beta \notin \mathcal{R}$ .
- Hence  $\mathcal{R}' = \mathcal{R} \cup \{\alpha\} \setminus \{\beta \mid \beta \perp \alpha\}$  is a Pareto-improvement of  $\mathcal{R}$ , contradicting  $\mathcal{R} \in PRep(\mathcal{K}_\succ)$ .

Hence  $\nu$  satisfies  $\varphi_{P_1\text{-max}}(F_1)$ . □

**Lemma 6.** *Let  $\mathcal{K}_\succ$  be a prioritized KB with  $\mathcal{K} = (\mathcal{D}, \mathcal{T})$ ,  $F_1 \subseteq \mathcal{D}$ ,  $F_2 = F_1 \cup \text{facts}(\varphi_{P_2\text{-max}}(F_1))$ , and let  $\nu$  be a valuation of  $\{x_\alpha \mid \alpha \in F_2\}$ .*

- *If  $\nu$  satisfies  $\varphi_{P_2\text{-max}}(F_1) \wedge \varphi_{\text{cons}}(F_2)$  then  $S_\nu = \{\alpha \mid \nu(x_\alpha) = \text{true}\}$  can be extended to a Pareto-optimal repair of  $\mathcal{K}_\succ$ .*
- *If there exists a Pareto-optimal repair  $\mathcal{R}$  of  $\mathcal{K}_\succ$  such that  $\mathcal{R} \cap F_2 = S_\nu$ , then  $\nu$  satisfies  $\varphi_{P_2\text{-max}}(F_1) \wedge \varphi_{\text{cons}}(F_2)$ .*

*Proof.* ( $\Rightarrow$ ) Assume that  $\nu$  satisfies  $\varphi_{P_2\text{-max}}(F_1) \wedge \varphi_{\text{cons}}(F_2)$ . Since  $\nu$  satisfies  $\varphi_{\text{cons}}(F_2)$ , it is easy to check that  $S_\nu$  is  $\mathcal{T}$ -consistent, so there exists some repair that extends it. Assume for a contradiction that all repairs that extend  $S_\nu$  are not Pareto-optimal and take a repair  $\mathcal{R}_0 \supseteq S_\nu$ .

- Since  $\mathcal{R}_0 \notin PRep(\mathcal{K}_\succ)$ , there exists  $\beta_0 \in \mathcal{D} \setminus \mathcal{R}_0$  such that  $S_0 = \mathcal{R}_0 \cup \{\beta_0\} \setminus \{\alpha \mid \beta_0 \succ \alpha\}$  is a Pareto-improvement of  $\mathcal{R}_0$ . We first show that  $S_\nu \subseteq S_0$ . Assume for a contradiction that this is not the case: there is  $\alpha \in S_\nu$  such that  $\beta_0 \succ \alpha$ .
  - Since  $\alpha \in S_\nu \subseteq F_2$ ,  $\alpha$  is in  $F_1$  or in  $\text{facts}(\varphi_{P_2\text{-max}}(F_1)) = R^-(F_1)$ . In both cases  $\varphi_{P_2\text{-max}}(F_1)$  contains the following clause:  $\neg x_\alpha \vee \bigvee_{\beta_0 \perp \gamma, \beta_0 \not\succeq \gamma} x_\gamma$  since  $\beta_0 \succ \alpha$ .
  - Since  $\nu(x_\alpha) = \text{true}$ , there must be  $\gamma$  such that  $\beta_0 \perp \gamma$  and  $\beta_0 \not\succeq \gamma$  such that  $\nu(x_\gamma) = \text{true}$ , i.e.,  $\gamma \in S_\nu \subseteq \mathcal{R}_0$ .
  - Since  $\beta_0 \not\succeq \gamma$ , by definition of  $S_0$ , it follows that  $\gamma \in S_0$ . This contradicts the  $\mathcal{T}$ -consistency of  $S_0$  hence the fact that  $S_0$  is a Pareto-improvement of  $\mathcal{R}_0$ .

It follows that  $S_\nu \subseteq S_0$ .

- Any repair  $\mathcal{R}_1 \supseteq S_0$  is thus a Pareto-improvement of  $\mathcal{R}_0$  which contains  $S_\nu$ .
- Since we assume that all repairs that extend  $S_\nu$  are not Pareto-optimal, we can then construct an infinite sequence  $\mathcal{R}_0, \mathcal{R}_1, \dots$  of repairs that all contain  $S_\nu$  and such that  $\mathcal{R}_{i+1}$  is a Pareto-improvement of  $\mathcal{R}_i$ .
- The number of repairs being finite, there must be a repetition in this sequence. By Proposition 7 in (Staworko, Chomicki, and Marcinkowski 2012), since  $\succ$  is acyclic, so is the relation of Pareto-dominance between repairs, which contradicts the existence of such a cycle of repairs.

Hence, there exists a Pareto-optimal repair  $\mathcal{R}$  that extends  $S_\nu$ .

( $\Leftarrow$ ) Assume that there exists  $\mathcal{R} \in PRep(\mathcal{K}_\succ)$  such that  $S_\nu = \mathcal{R} \cap F_2$ . Since  $\mathcal{R}$  is  $\mathcal{T}$ -consistent, it is easy to check that  $\nu$  satisfies  $\varphi_{\text{cons}}(F_2)$ . Assume for a contradiction that  $\nu$  does not satisfy  $\varphi_{P_2\text{-max}}(F_1)$ .

- There exists  $\alpha \in F_2$  such that  $\nu$  does not satisfy  $\bigwedge_{\beta \succ \alpha} (\neg x_\alpha \vee \bigvee_{\beta \perp \gamma, \beta \not\succeq \gamma} x_\gamma)$ , i.e., (i)  $\nu(x_\alpha) = \text{true}$  and (ii) there exists  $\beta \succ \alpha$  and for every  $\gamma$  such that  $\beta \perp \gamma$  and  $\beta \not\succeq \gamma$ ,  $\nu(x_\gamma) = \text{false}$ .
- Since  $S_\nu = \mathcal{R} \cap F_2$ , it follows that  $\alpha \in \mathcal{R}$  and for every  $\gamma$  such that  $\beta \perp \gamma$  and  $\beta \not\succeq \gamma$ ,  $\gamma \notin \mathcal{R}$ .
- Let  $\mathcal{R}' = \mathcal{R} \cup \{\beta\} \setminus \{\gamma \mid \beta \perp \gamma\}$ . Since for every  $\gamma \in \mathcal{R}$  such that  $\beta \perp \gamma$ , it holds that  $\beta \succ \gamma$ , it follows that  $\mathcal{R}'$  is a Pareto-improvement of  $\mathcal{R}$ , contradicting  $\mathcal{R} \in PRep(\mathcal{K}_\succ)$ .

Hence  $\nu$  satisfies  $\varphi_{P_2\text{-max}}(F_1)$ . □

**Lemma 7.** *Let  $\mathcal{K}_\succ$  be a prioritized KB with  $\mathcal{K} = (\mathcal{D}, \mathcal{T})$ ,  $F_1 \subseteq \mathcal{D}$ ,  $F_2 = F_1 \cup \text{facts}(\varphi_{C\text{-max}}(F_1))$ , and let  $\nu$  be a valuation of  $\{x_\alpha \mid \alpha \in F_2\}$ .*

- *If  $\nu$  can be extended to a valuation that satisfies  $\varphi_{C\text{-max}}(F_1) \wedge \varphi_{\text{cons}}(F_2)$  then  $S_\nu = \{\alpha \mid \nu(x_\alpha) = \text{true}\}$  can be extended to a completion-optimal repair of  $\mathcal{K}_\succ$ .*
- *If there exists a completion-optimal repair  $\mathcal{R}$  of  $\mathcal{K}_\succ$  such that  $\mathcal{R} \cap F_2 = S_\nu$ , then  $\nu$  can be extended to a valuation of the variables of  $\varphi_{C\text{-max}}(F_1) \wedge \varphi_{\text{cons}}(F_2)$  that satisfies  $\varphi_{C\text{-max}}(F_1) \wedge \varphi_{\text{cons}}(F_2)$ .*

*Proof.* ( $\Rightarrow$ ) Assume that  $\nu$  has been extended to a valuation of the variables of  $\varphi_{C\text{-max}}(F_1) \wedge \varphi_{\text{cons}}(F_2)$  that satisfies  $\varphi_{C\text{-max}}(F_1) \wedge \varphi_{\text{cons}}(F_2)$ . Let  $\succ'$  be the binary relation over  $F_2$  such that  $\alpha \succ' \beta$  iff  $\nu(x_{\alpha \succ' \beta}) = \text{true}$ .

- Since  $\nu$  satisfies  $\varphi_{\text{compl}}$ ,  $\succ'$  is such that for all  $\alpha, \beta \in F_2$  such that  $\alpha \perp \beta$ , (i)  $\alpha \succ' \beta$  or  $\beta \succ' \alpha$ , (ii) it is not the case that  $\alpha \succ' \beta$  and  $\beta \succ' \alpha$  and (iii)  $\succ'$  extends  $\succ$ .
- Moreover, since  $\nu$  satisfies  $\varphi_{\text{acyc}}$ ,  $\succ'$  is acyclic: if there was a cycle  $\alpha_1 \succ' \dots \succ' \alpha_n \succ' \alpha_1$ , then by construction of  $\succ'$  we would have  $\nu(x_{\alpha_1 \succ' \alpha_2}) = \dots = \nu(x_{\alpha_n \succ' \alpha_1}) = \text{true}$  and  $\nu(t_{\alpha_1, \alpha_2}) = \dots = \nu(t_{\alpha_1, \alpha_n}) = \text{true}$ , which contradicts the clause  $\neg x_{\alpha_n \succ' \alpha_1} \vee \neg t_{\alpha_1, \alpha_n}$ .

Hence  $\succ'$  is a completion of  $\succ$  on  $F_2$ . Let us complete  $\succ'$  into an arbitrary completion of  $\succ$  on  $\mathcal{K}$ . Since  $\succ'$  is total,  $\mathcal{K}_{\succ'}$  has a unique Pareto-optimal repair  $\mathcal{R}_{\succ'}$  (Staworko, Chomicki, and Marcinkowski 2012), which is a completion-optimal repair. We next show that  $S_\nu \subseteq \mathcal{R}_{\succ'}$ .

- The optimal repair  $\mathcal{R}_{\succ'}$  can be obtained as follows (cf. Algorithm CCategoricity by Kimelfeld, Livshits, and Peterfreund (2017), which is here adapted to the case where the total priority relation guarantees the uniqueness of the optimal repair): Start with  $\mathcal{R}_{\succ'} = \emptyset$ , then add to  $\mathcal{R}_{\succ'}$  the set  $P = \{\alpha \mid \forall \beta \in \mathcal{K}, \beta \not\succeq' \alpha\}$ , remove from  $\mathcal{D}$  the sets  $P$  and  $N = \{\alpha \mid \langle \mathcal{T}, P \cup \{\alpha\} \rangle \models \perp\}$ , and repeat this process until  $\mathcal{D}$  is empty.
- We show by induction that every  $\alpha \in P \cap F_2$  is such that  $\nu(x_\alpha) = \text{true}$  and every  $\alpha \in N \cap F_2$  is such that  $\nu(x_\alpha) = \text{false}$ .
  - In the first step,  $P$  contains facts that are not dominated in  $\succ'$  and  $N$  contains their conflicting facts.
    - \* Let  $\alpha \in P \cap F_2$  and assume for a contradiction that  $\nu(x_\alpha) = \text{false}$ . Since  $\nu$  satisfies  $\varphi_{\text{pref}}$ , there exists  $\beta \in F_2$  such that  $\alpha \perp \beta$  and  $\nu(x_\beta) = \text{true}$  and  $\nu(x_{\beta \succ' \alpha}) = \text{true}$ , i.e.,  $\beta \succ' \alpha$ , which contradicts the assumption on  $\alpha$ .
    - \* Now assume that  $\alpha \in N \cap F_2$ , i.e.,  $\alpha$  is in conflict with some  $\beta \in P$ . Since  $\beta \succ' \alpha$  and  $\succ'$  extends  $\succ$ , it follows that  $\beta \in F_2$  by construction of  $F_2 = R(F_1)$ . Hence  $\nu(x_\beta) = \text{true}$ , and since  $\nu$  satisfies  $\varphi_{\text{cons}}(F_2)$ , it follows that  $\nu(x_\alpha) = \text{false}$ .
  - Assume that at steps  $1, \dots, i$  of the algorithm,  $\nu(x_\alpha) = \text{true}$  if  $\alpha \in P \cap F_2$  and  $\nu(x_\alpha) = \text{false}$  if  $\alpha \in N \cap F_2$ , and consider step  $i + 1$ .
    - \* Let  $\alpha \in P \cap F_2$  and assume for a contradiction that  $\nu(x_\alpha) = \text{false}$ . As before, since  $\nu$  satisfies  $\varphi_{\text{pref}}$ , there exists  $\beta \in F_2$  such that  $\alpha \perp \beta$  and  $\nu(x_\beta) = \text{true}$  and  $\nu(x_{\beta \succ' \alpha}) = \text{true}$ , i.e.,  $\beta \succ' \alpha$ . However, by definition of  $P$ ,  $\beta \succ' \alpha$  implies that  $\beta$  has already been removed from  $\mathcal{D}$ , so  $\nu(x_\beta) = \text{true}$  implies that  $\beta$  belongs to  $\mathcal{R}_{\succ'}$ . This contradicts the assumption  $\alpha \in P$  by  $\mathcal{T}$ -consistency of  $\mathcal{R}_{\succ'}$ .
    - \* The fact that  $\nu(x_\alpha) = \text{false}$  if  $\alpha \in N \cap F_2$  follows as in the base case.

By definition of  $S_\nu$ , we thus have  $S_\nu = \mathcal{R}_{\succ'} \cap F_2$ .

( $\Leftarrow$ ) Assume that there exists  $\mathcal{R} \in \text{CRep}(\mathcal{K}_\succ)$  such that  $S_\nu = \mathcal{R} \cap F_2$ . Since  $\mathcal{R}$  is  $\mathcal{T}$ -consistent, it is easy to check that  $\nu$  satisfies  $\varphi_{\text{cons}}(F_2)$ . Moreover, there exists a completion  $\succ'$  of  $\succ$  such that  $\mathcal{R}$  is the unique Pareto-optimal repair of  $\mathcal{K}_{\succ'}$ . Extend  $\nu$  by setting  $\nu(x_{\alpha \succ' \beta}) = \text{true}$  iff  $\alpha \succ' \beta$ ,  $\nu(t_{\alpha, \beta}) = \text{true}$  iff there is a path  $\alpha \succ' \dots \succ' \beta$ , and  $\nu(x_{\beta \rightarrow \alpha}) = \text{true}$  iff  $\beta \succ' \alpha$  and  $\beta \in S_\nu$ .

- Since  $\succ'$  is a total and anti-symmetric binary relation that extends  $\succ$ , it is easy to check that  $\nu$  satisfies  $\varphi_{\text{compl}}$ .
- Moreover, since  $\succ'$  is acyclic,  $\nu$  satisfies  $\varphi_{\text{acyc}}$ : for every  $\alpha, \beta \in F_2$ ,  $\nu$  satisfies  $\neg x_{\alpha \succ' \beta} \vee t_{\alpha, \beta}$  by definition of  $\nu(x_{\alpha \succ' \beta})$  and  $\nu(t_{\alpha, \beta})$ ; it satisfies  $\neg x_{\alpha \succ' \beta} \vee \neg t_{\beta, \alpha}$  because if  $\alpha \succ' \beta$  then there does not exist any path  $\beta \succ' \dots \succ' \alpha$ ; and if there is a path  $\alpha \succ' \dots \succ' \beta$  and  $\beta \succ' \gamma$ , there is a path  $\alpha \succ' \dots \succ' \gamma$  so  $\nu$  satisfies  $\neg t_{\alpha, \beta} \vee \neg x_{\beta \succ' \gamma} \vee t_{\alpha, \gamma}$ .
- Finally, we show that  $\nu$  satisfies  $\varphi_{\text{pref}}$ . Assume for a contradiction that this is not the case: either (i) there exists  $\alpha \in F_2$  such that  $\nu(x_\alpha) = \text{false}$  and for every conflicting  $\beta \in F_2$ ,  $\nu(x_{\beta \rightarrow \alpha}) = \text{false}$  or (ii) there exists conflicting  $\alpha, \beta \in F_2$  such that  $\nu(x_{\beta \rightarrow \alpha}) = \text{true}$  and  $\nu(x_\beta) = \text{false}$  or  $\nu(x_{\beta \succ' \alpha}) = \text{false}$ . Case (ii) contradicts the definition of  $\nu$  so we are in case (i). Hence since  $S_\nu = \mathcal{R} \cap F_2$ ,  $\alpha \notin \mathcal{R}$  and for every conflicting  $\beta \in F_2$ , either  $\beta \not\succeq' \alpha$  or  $\beta \notin \mathcal{R}$ . Since  $\mathcal{R} \in \text{PRep}(\mathcal{K}_{\succ'})$ ,  $\alpha \notin \mathcal{R}$  implies that there exists  $\beta \in \mathcal{D}$  such that  $\beta \succ' \alpha$  and  $\beta \in \mathcal{R}$ . Moreover, since  $\succ'$  extends  $\succ$ ,  $\beta \succ' \alpha$  implies that  $\beta \in F_2$ . We conclude that  $\nu$  satisfies  $\varphi_{\text{pref}}$ .

Hence  $\nu$  satisfies  $\varphi_{\text{C-max}}(F_1)$ . □

## B.2 Propositional Encodings for X-AR, X-Brave and X-IAR semantics

**Proposition 2.**  $\mathcal{K}_\succ \models_{\text{AR}}^X q(\vec{a})$  if and only if  $\Phi_{\text{X-AR}}(q(\vec{a}))$  is unsatisfiable.

*Proof.* Recall that  $\Phi_{\text{X-AR}}(q(\vec{a})) = \varphi_{\neg q(\vec{a})} \wedge \varphi_{\text{X-max}}(F_1) \wedge \varphi_{\text{cons}}(F_2)$  where  $F_1 = \text{facts}(\varphi_{\neg q(\vec{a})})$  and  $F_2 = F_1 \cup \text{facts}(\varphi_{\text{X-max}}(F_1))$ .

( $\Rightarrow$ ) Assume that  $\Phi_{\text{X-AR}}(q(\vec{a}))$  is satisfiable and let  $S_\nu = \{\alpha \mid \nu(x_\alpha) = \text{true}\}$  for some  $\nu$  that satisfies  $\Phi_{\text{X-AR}}(q(\vec{a}))$ . Since  $\nu$  satisfies  $\varphi_{\text{X-max}}(F_1) \wedge \varphi_{\text{cons}}(F_2)$ , by Lemma 5, 6, or 7,  $S_\nu$  can be extended to a X-optimal repair  $\mathcal{R}$  of  $\mathcal{K}_\succ$ . Since  $\nu$  satisfies  $\varphi_{\neg q(\vec{a})}$ , by Lemma 3,  $(\mathcal{R}, \mathcal{T}) \not\models q(\vec{a})$ . It follows that  $\mathcal{K}_\succ \not\models_{\text{AR}}^X q(\vec{a})$ .

( $\Leftarrow$ ) Assume that  $\mathcal{K}_\succ \not\models_{\text{AR}}^X q(\vec{a})$ : There exists  $\mathcal{R} \in \text{XRep}(\mathcal{K}_\succ)$  such that  $(\mathcal{R}, \mathcal{T}) \not\models q(\vec{a})$ . Let  $\nu$  be the valuation of  $\{x_\alpha \mid \alpha \in F_2\}$  defined by  $\nu(x_\alpha) = \text{true}$  iff  $\alpha \in \mathcal{R}$ . By Lemma 5, 6, or 7,  $\nu$  can be extended to a valuation of the variables of



$\varphi_{X\text{-max}}(F_1) \wedge \varphi_{\text{cons}}(F_2)$  that satisfies  $\varphi_{X\text{-max}}(F_1) \wedge \varphi_{\text{cons}}(F_2)$ . Since  $(\mathcal{R}, \mathcal{T}) \not\models q(\vec{a})$ , by Lemma 3,  $\nu$  satisfies  $\varphi_{\neg q(\vec{a})}$ . It follows that  $\Phi_{X\text{-AR}}(q(\vec{a}))$  is satisfiable.  $\square$

**Proposition 3.**  $\mathcal{K}_{\succ} \models_{\text{AR}}^X q(\vec{a})$  if and only if  $x_{\vec{a}}$  is false in every satisfying assignment of  $\Psi_{X\text{-AR}}(\text{PotAns})$

*Proof.* Recall that  $\Psi_{X\text{-AR}}(\text{PotAns}) = \bigwedge_{\vec{a} \in \text{PotAns}} \varphi'_{\neg q(\vec{a})} \wedge \varphi_{X\text{-max}}(F'_1) \wedge \varphi_{\text{cons}}(F'_2)$  where  $F'_1 = \text{facts}(\bigwedge_{\vec{a} \in \text{PotAns}} \varphi'_{\neg q(\vec{a})})$  and  $F'_2 = F'_1 \cup \text{facts}(\varphi_{X\text{-max}}(F'_1))$ .

( $\Rightarrow$ ) Assume that there exists a satisfying assignment  $\nu$  of  $\Psi_{X\text{-AR}}(\text{PotAns})$  such that  $\nu(x_{\vec{a}}) = \text{true}$ , and let  $S_{\nu} = \{\alpha \mid \nu(x_{\alpha}) = \text{true}\}$ . Since  $\nu$  satisfies  $\varphi_{X\text{-max}}(F'_1) \wedge \varphi_{\text{cons}}(F'_2)$ , by Lemma 5, 6, or 7,  $S_{\nu}$  can be extended to a X-optimal repair  $\mathcal{R}$  of  $\mathcal{K}_{\succ}$ . Since  $\nu$  satisfies  $\varphi'_{\neg q(\vec{a})}$  and  $\nu(x_{\vec{a}}) = \text{true}$ , then  $\nu$  must satisfy  $\varphi_{\neg q(\vec{a})}$ . It follows by Lemma 3 that  $(\mathcal{R}, \mathcal{T}) \not\models q(\vec{a})$ . Hence  $\mathcal{K}_{\succ} \not\models_{\text{AR}}^X q(\vec{a})$ .

( $\Leftarrow$ ) Assume that  $\mathcal{K}_{\succ} \not\models_{\text{AR}}^X q(\vec{a})$ : There exists  $\mathcal{R} \in \text{XRep}(\mathcal{K}_{\succ})$  such that  $(\mathcal{R}, \mathcal{T}) \not\models q(\vec{a})$ .

- As in the proof of Proposition 2, we can find a valuation  $\nu$  of the variables of  $\varphi_{X\text{-max}}(F'_1) \wedge \varphi_{\text{cons}}(F'_2)$  that satisfies  $\varphi_{X\text{-max}}(F'_1) \wedge \varphi_{\text{cons}}(F'_2)$  and satisfies  $\varphi_{\neg q(\vec{a})}$ .
- Let us extend  $\nu$  by setting  $\nu(x_{\vec{a}}) = \text{true}$  and  $\nu(x_{\vec{a}'}) = \text{false}$  for every  $\vec{a}' \in \text{PotAns}$  such that  $\vec{a} \neq \vec{a}'$ .
- Since  $\nu$  satisfies  $\varphi_{\neg q(\vec{a})}$ , it also satisfies  $\varphi'_{\neg q(\vec{a})}$ .
- Let  $\vec{a}' \in \text{PotAns}$ ,  $\vec{a}' \neq \vec{a}$ . Assume for a contradiction that  $\nu$  does not satisfy  $\varphi'_{\neg q(\vec{a}'})$ : There is a cause  $\mathcal{C}$  of  $q(\vec{a}')$  such that  $\nu$  does not satisfy  $\varphi'_{\neg \mathcal{C}}(x_{\vec{a}'})$ . In  $\text{neg}_1$  case, there is a contradiction because  $\varphi'_{\neg \mathcal{C}}(x_{\vec{a}'})$  is a single clause that contains  $\neg x_{\vec{a}'}$ . In  $\text{neg}_2$  case, this implies that there is a fact  $\alpha \in \mathcal{C}$  such that  $\nu(x_{\alpha}) = \text{false}$ , i.e.,  $\alpha \notin \mathcal{R}$ , and for every  $\beta \perp \alpha$  such that  $\alpha \succ \beta$ ,  $\nu(x_{\beta}) = \text{false}$ , i.e.,  $\beta \notin \mathcal{R}$ . This contradicts the fact that  $\mathcal{R} \in \text{XRep}(\mathcal{K}_{\succ})$  as  $\mathcal{R} \cup \{\alpha\} \setminus \{\beta \mid \alpha \succ \beta\}$  would be an improvement of  $\mathcal{R}$ . Hence  $\nu$  satisfies  $\varphi'_{\neg q(\vec{a}'})$ .

It follows that  $\nu$  satisfies  $\Psi_{X\text{-AR}}(\text{PotAns})$ .  $\square$

**Proposition 4.**  $\mathcal{K}_{\succ} \models_{\text{brave}}^X q(\vec{a})$  if and only if  $\Phi_{X\text{-brave}}(q(\vec{a}))$  is satisfiable.

*Proof.* Recall that  $\Phi_{X\text{-brave}}(q(\vec{a})) = \varphi_{q(\vec{a})} \wedge \varphi_{X\text{-max}}(F_1) \wedge \varphi_{\text{cons}}(F_2)$  where  $F_1 = \text{facts}(\varphi_{q(\vec{a})})$  and  $F_2 = F_1 \cup \text{facts}(\varphi_{X\text{-max}}(F_1))$ .

( $\Rightarrow$ ) Assume that  $\mathcal{K}_{\succ} \models_{\text{brave}}^X q(\vec{a})$ : There exists  $\mathcal{R} \in \text{XRep}(\mathcal{K}_{\succ})$  such that  $(\mathcal{R}, \mathcal{T}) \models q(\vec{a})$ . Let  $\nu$  be the valuation of  $\{x_{\alpha} \mid \alpha \in F_2\}$  defined by  $\nu(x_{\alpha}) = \text{true}$  iff  $\alpha \in \mathcal{R}$ . By Lemma 5, 6, or 7,  $\nu$  can be extended to a valuation of the variables of  $\varphi_{X\text{-max}}(F_1) \wedge \varphi_{\text{cons}}(F_2)$  that satisfies  $\varphi_{X\text{-max}}(F_1) \wedge \varphi_{\text{cons}}(F_2)$ . Since  $(\mathcal{R}, \mathcal{T}) \models q(\vec{a})$ , by Lemma 4,  $\nu$  can be extended to a valuation that satisfies  $\varphi_{q(\vec{a})}$ . It follows that  $\Phi_{X\text{-brave}}(q(\vec{a}))$  is satisfiable.

( $\Leftarrow$ ) Assume that  $\Phi_{X\text{-brave}}(q(\vec{a}))$  is satisfiable and let  $S_{\nu} = \{\alpha \mid \nu(x_{\alpha}) = \text{true}\}$  for some  $\nu$  that satisfies  $\Phi_{X\text{-brave}}(q(\vec{a}))$ . Since  $\nu$  satisfies  $\varphi_{X\text{-max}}(F_1) \wedge \varphi_{\text{cons}}(F_2)$ , by Lemma 5, 6, or 7,  $S_{\nu}$  can be extended to a X-optimal repair  $\mathcal{R}$  of  $\mathcal{K}_{\succ}$ . Since  $\nu$  satisfies  $\varphi_{q(\vec{a})}$ , by Lemma 4,  $(\mathcal{R}, \mathcal{T}) \models q(\vec{a})$ . Hence  $\mathcal{K}_{\succ} \models_{\text{brave}}^X q(\vec{a})$ .  $\square$

**Proposition 5.**  $\mathcal{K}_{\succ} \models_{\text{brave}}^X q(\vec{a})$  if and only if  $\Phi_{X\text{-brave}}(\mathcal{C})$  is satisfiable for some  $\mathcal{C} \in \text{Causes}(q(\vec{a}), \mathcal{K})$ .

*Proof.* Recall that  $\Phi_{X\text{-brave}}(\mathcal{C}) = \varphi_{\mathcal{C}} \wedge \varphi_{X\text{-max}}(F_1) \wedge \varphi_{\text{cons}}(F_2)$  where  $F_1 = \text{facts}(\varphi_{\mathcal{C}})$  and  $F_2 = F_1 \cup \text{facts}(\varphi_{X\text{-max}}(F_1))$ . The proof follows from Lemmas 5, 6, or 7 and 2, and is similar to the proof for Proposition 4.  $\square$

**Proposition 6.**  $\mathcal{K}_{\succ} \models_{\text{brave}}^X q(\vec{a})$  if and only if  $x_{\vec{a}}$  is true in some satisfying assignment of  $\Psi_{X\text{-brave}}(\text{PotAns})$ .

*Proof.* Recall that  $\Psi_{X\text{-brave}}(\text{PotAns}) = \bigwedge_{\vec{a} \in \text{PotAns}} \varphi'_{q(\vec{a})} \wedge \varphi_{X\text{-max}}(F'_1) \wedge \varphi_{\text{cons}}(F'_2)$  where  $F'_1 = \text{facts}(\bigwedge_{\vec{a} \in \text{PotAns}} \varphi'_{q(\vec{a})})$  and  $F'_2 = F'_1 \cup \text{facts}(\varphi_{X\text{-max}}(F'_1))$ .

( $\Rightarrow$ ) Assume that  $\mathcal{K}_{\succ} \models_{\text{brave}}^X q(\vec{a})$ : There exists  $\mathcal{R} \in \text{XRep}(\mathcal{K}_{\succ})$  such that  $(\mathcal{R}, \mathcal{T}) \models q(\vec{a})$ .

1. As in the proof of Proposition 4, we can find a valuation  $\nu$  of the variables of  $\varphi_{X\text{-max}}(F'_1) \wedge \varphi_{\text{cons}}(F'_2)$  that satisfies  $\varphi_{X\text{-max}}(F'_1) \wedge \varphi_{\text{cons}}(F'_2)$  and satisfies  $\varphi_{q(\vec{a})}$ .
2. Let us extend  $\nu$  by setting  $\nu(x_{\vec{a}}) = \text{true}$ , and for every  $\vec{a}' \in \text{PotAns}$  such that  $\vec{a} \neq \vec{a}'$ ,  $\nu(x_{\vec{a}'}) = \text{false}$  and  $\nu(x_{\mathcal{C}}) = \text{false}$  for every  $\mathcal{C} \in \text{Causes}(q(\vec{a}'), \mathcal{K}) \setminus \text{Causes}(q(\vec{a}), \mathcal{K})$  (i.e., the value of  $\nu(x_{\mathcal{C}})$  has not been fixed in step (1)).
3. Since  $\nu$  satisfies  $\varphi_{q(\vec{a})}$  and  $\nu(x_{\vec{a}}) = \text{true}$ , it also satisfies  $\varphi'_{q(\vec{a})}$ .
4. For every  $\vec{a}' \in \text{PotAns}$  such that  $\vec{a}' \neq \vec{a}$ ,  $\nu$  satisfies  $\varphi'_{q(\vec{a}'})$  because (i)  $\nu(x_{\vec{a}'}) = \text{false}$  and  $\neg x_{\vec{a}'}$  is a disjunct of the first clause, and (ii) every other clause of  $\varphi'_{q(\vec{a}'})$  either contains some  $\neg x_{\mathcal{C}}$  with  $\mathcal{C} \in \text{Causes}(q(\vec{a}'), \mathcal{K}) \setminus \text{Causes}(q(\vec{a}), \mathcal{K})$  and  $\nu(x_{\mathcal{C}}) = \text{false}$ , or is a clause shared with  $\varphi_{q(\vec{a})}$  and thus is satisfied by  $\nu$ .

It follows that  $\nu$  satisfies  $\Psi_{X\text{-brave}}(\text{PotAns})$ .

( $\Leftarrow$ ) Assume that there exists a satisfying assignment  $\nu$  of  $\Psi_{X\text{-brave}}(\text{PotAns})$  such that  $\nu(x_{\vec{a}}) = \text{true}$ , and let  $S_\nu = \{\alpha \mid \nu(x_\alpha) = \text{true}\}$ . Since  $\nu$  satisfies  $\varphi_{X\text{-max}}(F_1^C) \wedge \varphi_{\text{cons}}(F_2^C)$ , by Lemma 5, 6, or 7,  $S_\nu$  can be extended to a X-optimal repair  $\mathcal{R}$  of  $\mathcal{K}_>$ . Since  $\nu$  satisfies  $\varphi'_{q(\vec{a})}$  and  $\nu(x_{\vec{a}}) = \text{true}$ , then  $\nu$  must satisfy  $\varphi_{q(\vec{a})}$ . It follows by Lemma 4 that  $(\mathcal{R}, \mathcal{T}) \models q(\vec{a})$ . Hence  $\mathcal{K}_> \models_{\text{brave}}^X q(\vec{a})$ .  $\square$

**Proposition 7.**  $\mathcal{K}_> \models_{\text{IAR}}^X q(\vec{a})$  if and only if  $\Phi_{X\text{-IAR}}(q(\vec{a}))$  is unsatisfiable.

*Proof.* Recall that  $\Phi_{X\text{-IAR}}(q(\vec{a})) = \bigwedge_{\mathcal{C} \in \text{Causes}(q(\vec{a}), \mathcal{K})} (\varphi_{-\mathcal{C}}^C \wedge \varphi_{X\text{-max}}^C(F_1^C) \wedge \varphi_{\text{cons}}^C(F_2^C))$  where  $F_1^C = \text{facts}(\varphi_{-\mathcal{C}}^C)$ , and  $F_2^C = F_1^C \cup \text{facts}(\varphi_{X\text{-max}}^C(F_1^C))$ .

( $\Rightarrow$ ) Assume that  $\Phi_{X\text{-IAR}}(q(\vec{a}))$  is satisfiable and let  $\nu$  be a valuation that satisfies  $\Phi_{X\text{-IAR}}(q(\vec{a}))$ .

- Let  $\mathcal{C} \in \text{Causes}(q(\vec{a}), \mathcal{K})$  and  $S_\nu^C = \{\alpha \mid \nu(x_\alpha^C) = \text{true}, \alpha \in F_2^C\}$ .
- Since  $\nu$  satisfies  $\varphi_{X\text{-max}}^C(F_1^C) \wedge \varphi_{\text{cons}}^C(F_2^C)$ , by Lemma 5, 6, or 7,  $S_\nu^C$  can be extended to a X-optimal repair  $\mathcal{R}^C$  of  $\mathcal{K}_>$ .
- Since  $\nu$  satisfies  $\varphi_{-\mathcal{C}}^C$ , by Lemma 1,  $\mathcal{C} \not\subseteq \mathcal{R}^C$ .

Since for every cause  $\mathcal{C}$  we can find  $\mathcal{R}^C \in \text{XRep}(\mathcal{K}_>)$  that does not include  $\mathcal{C}$ , it follows that  $\mathcal{K}_> \not\models_{\text{IAR}}^X q(\vec{a})$ .

( $\Leftarrow$ ) Assume that  $\mathcal{K}_> \not\models_{\text{IAR}}^X q(\vec{a})$  and let  $\mathcal{B} \in \text{Causes}(q(\vec{a}), \mathcal{K})$ .

- There exists  $\mathcal{R}^B \in \text{XRep}(\mathcal{K}_>)$  such that  $\mathcal{B} \not\subseteq \mathcal{R}^B$  (if  $\mathcal{B}$  contains a real cause of  $q(\vec{a})$  this comes from  $\mathcal{K}_> \not\models_{\text{IAR}}^X q(\vec{a})$ , and if  $\mathcal{B}$  contains a pair of conflicting assertions it is not included in any repair).
- Let  $\nu^B$  be the valuation of  $\{x_\alpha^B \mid \alpha \in F_2^B\}$  defined by  $\nu(x_\alpha^B) = \text{true}$  iff  $\alpha \in \mathcal{R}^B$ .
- By Lemma 5, 6, or 7,  $\nu^B$  can be extended to a valuation of the variables of  $\varphi_{X\text{-max}}^B(F_1^B) \wedge \varphi_{\text{cons}}^B(F_2^B)$  that satisfies  $\varphi_{X\text{-max}}^B(F_1^B) \wedge \varphi_{\text{cons}}^B(F_2^B)$ .
- Since  $\mathcal{B} \not\subseteq \mathcal{R}^B$ , by Lemma 1,  $\nu^B$  satisfies  $\varphi_{-\mathcal{B}}^B$ .

The valuation  $\nu$  defined by  $\nu(x_\alpha^C) = \nu^C(x_\alpha^C)$  for every  $\mathcal{C} \in \text{Causes}(q(\vec{a}), \mathcal{K})$  and  $x_\alpha^C$  such that  $\alpha \in F_2^C$  thus satisfies  $\Phi_{X\text{-IAR}}(q(\vec{a}))$ .  $\square$

**Proposition 8.**  $\mathcal{K}_> \models_{\text{IAR}}^X q(\vec{a})$  if and only if  $\Phi_{X\text{-IAR}}(\mathcal{C})$  is unsatisfiable for some  $\mathcal{C} \in \text{Causes}(q(\vec{a}), \mathcal{K})$ .

*Proof.* Recall that  $\Phi_{X\text{-IAR}}(\mathcal{C}) = \varphi_{-\mathcal{C}} \wedge \varphi_{X\text{-max}}(F_1) \wedge \varphi_{\text{cons}}(F_2)$  where  $F_1 = \text{facts}(\varphi_{-\mathcal{C}})$ , and  $F_2 = F_1 \cup \text{facts}(\varphi_{X\text{-max}}(F_1))$ . The proof follows from Lemmas 5, 6, or 7 and 1.  $\square$

**Proposition 9.**  $\mathcal{K}_> \models_{\text{IAR}}^X q(\vec{a})$  if and only if  $x_{\vec{a}}$  is false in every satisfying assignment of  $\Psi_{X\text{-IAR}}(\text{PotAns})$ .

*Proof.*  $\Psi_{X\text{-IAR}}(\text{PotAns}) = \bigwedge_{\vec{a} \in \text{PotAns}} (\bigwedge_{\mathcal{C} \in \text{Causes}(q(\vec{a}), \mathcal{K})} (\varphi_{-\mathcal{C}}^C(x_{\vec{a}}) \wedge \varphi_{X\text{-max}}^C(F_1^C) \wedge \varphi_{\text{cons}}^C(F_2^C)))$  where  $F_1^C = \text{facts}(\varphi_{-\mathcal{C}}^C(x_{\vec{a}}))$ , and  $F_2^C = F_1^C \cup \text{facts}(\varphi_{X\text{-max}}^C(F_1^C))$ .

( $\Rightarrow$ ) Assume that there exists a satisfying assignment  $\nu$  of  $\Psi_{X\text{-IAR}}(\text{PotAns})$  such that  $\nu(x_{\vec{a}}) = \text{true}$ . As in the proof of Proposition 7, for every  $\mathcal{C} \in \text{Causes}(q(\vec{a}), \mathcal{K})$ , one can find  $\mathcal{R}^C$  that extends  $S_\nu^C = \{\alpha \mid \nu(x_\alpha^C) = \text{true}, \alpha \in F_2^C\}$ . Since  $\nu$  satisfies  $\varphi_{-\mathcal{C}}^C(x_{\vec{a}})$ , and  $\nu(x_{\vec{a}}) = \text{true}$ , then  $\nu$  must satisfy  $\varphi_{-\mathcal{C}}^C$ . It follows by Lemma 1 that  $\mathcal{C} \not\subseteq \mathcal{R}^C$ . Hence  $\mathcal{K}_> \not\models_{\text{IAR}}^X q(\vec{a})$ .

( $\Leftarrow$ ) Assume that  $\mathcal{K}_> \not\models_{\text{IAR}}^X q(\vec{a})$ .

- As in the proof of Proposition 7, for each  $\mathcal{B} \in \text{Causes}(q(\vec{a}), \mathcal{K})$ , we can find a valuation  $\nu^B$  of the variables of  $\varphi_{X\text{-max}}^B(F_1^B) \wedge \varphi_{\text{cons}}^B(F_2^B)$  that satisfies  $\varphi_{X\text{-max}}^B(F_1^B) \wedge \varphi_{\text{cons}}^B(F_2^B)$  and  $\varphi_{-\mathcal{B}}^B$ .
- Let  $\nu$  be the valuation defined by
  - $\nu(x_\alpha^B) = \nu^B(x_\alpha^B)$  for every  $\mathcal{B} \in \text{Causes}(q(\vec{a}), \mathcal{K})$  and  $x_\alpha^B$  such that  $\alpha \in F_2^B$ ;
  - $\nu(x_{\vec{a}}) = \text{true}$ ;
  - for every  $\vec{a}' \in \text{PotAns}$  such that  $\vec{a} \neq \vec{a}'$ ,  $\nu(x_{\vec{a}'}) = \text{false}$  and for every  $\mathcal{C} \in \text{Causes}(q(\vec{a}'), \mathcal{K}) \setminus \text{Causes}(q(\vec{a}), \mathcal{K})$ :
    - \* we find a valuation  $\nu^C$  of the variables of  $\varphi_{X\text{-max}}^C(F_1^C) \wedge \varphi_{\text{cons}}^C(F_2^C)$  that satisfies  $\varphi_{X\text{-max}}^C(F_1^C) \wedge \varphi_{\text{cons}}^C(F_2^C)$  and is such that for every  $\alpha \in \mathcal{C}$ , either  $\nu^C(x_\alpha^C) = \text{true}$  or there exists  $\beta \perp \alpha$  such that  $\alpha \neq \beta$  and  $\nu^C(x_\beta^C) = \text{true}$ . This is doable by Lemma 5, 6, or 7, since for every fact  $\alpha$ , any X-optimal repair contains either  $\alpha$  or some  $\beta \perp \alpha$  such that  $\alpha \neq \beta$ .
    - \* We define  $\nu(x_\alpha^C) = \nu^C(x_\alpha^C)$  for every  $x_\alpha^C$  such that  $\alpha \in F_2^C$ .
- For each  $\mathcal{B} \in \text{Causes}(q(\vec{a}), \mathcal{K})$ , since  $\nu$  satisfies  $\varphi_{-\mathcal{B}}^B$ , it also satisfies  $\varphi_{-\mathcal{B}}^B(x_{\vec{a}})$ .
- Let  $\vec{a}' \in \text{PotAns}$ ,  $\vec{a}' \neq \vec{a}$ , and  $\mathcal{C} \in \text{Causes}(q(\vec{a}'), \mathcal{K})$ . If  $\mathcal{C} \in \text{Causes}(q(\vec{a}), \mathcal{K})$ , then  $\nu$  satisfies  $\varphi_{-\mathcal{C}}^C$  hence also satisfies  $\varphi_{-\mathcal{C}}^C(x_{\vec{a}'})$ . Otherwise,  $\mathcal{C} \in \text{Causes}(q(\vec{a}'), \mathcal{K}) \setminus \text{Causes}(q(\vec{a}), \mathcal{K})$  and by definition of  $\varphi_{-\mathcal{C}}^C(x_{\vec{a}'})$  which consists either of a single clause that contains  $\neg x_{\vec{a}'}$  (case neg<sub>1</sub>) or whose clauses contain either  $\neg x_{\vec{a}'}$  or the disjunction of some  $x_\alpha^C$  with  $\alpha \in \mathcal{C}$  and all  $x_\beta^C$  such that  $\alpha \perp \beta$  and  $\alpha \neq \beta$  (case neg<sub>2</sub>), it follows that  $\nu$  satisfies  $\varphi_{-\mathcal{C}}^C(x_{\vec{a}'})$ .

It follows that  $\nu$  satisfies  $\Psi_{X-IAR}(PotAns)$ .  $\square$

**Proposition 10.** For every  $\alpha \in \mathcal{D}$ ,  $\mathcal{K}_\succ \models_{IAR}^X \alpha$  if and only if  $\Phi_{X-IAR}(\alpha)$  is unsatisfiable.

*Proof.* Recall that  $\Phi_{X-IAR}(\alpha) = \Phi_{X-IAR}(\{\alpha\}) = \varphi_{\neg\{\alpha\}} \wedge \varphi_{X\text{-max}}(F_1) \wedge \varphi_{\text{cons}}(F_2)$  where  $F_1 = \text{facts}(\varphi_{\neg\alpha})$ , and  $F_2 = F_1 \cup \text{facts}(\varphi_{X\text{-max}}(F_1))$ .

( $\Rightarrow$ ) Assume that  $\Phi_{X-IAR}(\alpha)$  is satisfiable and let  $\nu$  be a valuation that satisfies  $\Phi_{X-IAR}(\alpha)$ . Let  $S_\nu = \{\beta \mid \nu(x_\beta) = \text{true}, \beta \in F_2^c\}$ . Since  $\nu$  satisfies  $\varphi_{X\text{-max}}(F_1) \wedge \varphi_{\text{cons}}(F_2)$ , by Lemma 5, 6, or 7,  $S_\nu$  can be extended to a X-optimal repair  $\mathcal{R}$  of  $\mathcal{K}_\succ$ . Since  $\nu$  satisfies  $\varphi_{\neg\{\alpha\}}$ , by Lemma 1,  $\alpha \notin \mathcal{R}$ . It follows that  $\mathcal{K}_\succ \not\models_{IAR}^X \alpha$ .

( $\Leftarrow$ ) Assume that  $\mathcal{K}_\succ \not\models_{IAR}^X \alpha$ . There exists  $\mathcal{R} \in XRep(\mathcal{K}_\succ)$  such that  $\alpha \notin \mathcal{R}$ . Let  $\nu$  be the valuation of  $\{x_\beta \mid \beta \in F_2\}$  defined by  $\nu(x_\beta) = \text{true}$  iff  $\beta \in \mathcal{R}$ . By Lemma 5, 6, or 7,  $\nu$  can be extended to a valuation of the variables of  $\varphi_{X\text{-max}}(F_1) \wedge \varphi_{\text{cons}}(F_2)$  that satisfies  $\varphi_{X\text{-max}}(F_1) \wedge \varphi_{\text{cons}}(F_2)$ . Since  $\alpha \notin \mathcal{R}$ , by Lemma 1,  $\nu$  satisfies  $\varphi_{\neg\{\alpha\}}$ . Hence  $\nu$  satisfies  $\Phi_{X-IAR}(\alpha)$ .  $\square$

**Proposition 11.** For every  $\alpha \in \mathcal{D}$ ,  $\mathcal{K}_\succ \models_{IAR}^X \alpha$  if and only if  $\alpha \in Rel$  implies that  $y_\alpha$  is false in every satisfying assignment of  $\Psi_{X-IAR}(Rel)$ .

*Proof.*  $\Psi_{X-IAR}(Rel) = \bigwedge_{\alpha \in Rel} \varphi'_{\neg\{\alpha\}}(y_\alpha) \wedge \varphi_{X\text{-max}}(F'_1) \wedge \varphi_{\text{cons}}(F'_2)$  where  $F'_1 = \text{facts}(\bigwedge_{\alpha \in Rel} \varphi'_{\neg\{\alpha\}}(y_\alpha))$ , and  $F'_2 = F'_1 \cup \text{facts}(\varphi_{X\text{-max}}(F'_1))$ .

( $\Rightarrow$ ) Assume that there exists a satisfying assignment  $\nu$  of  $\Psi_{X-IAR}(Rel)$  such that  $\nu(y_\alpha) = \text{true}$ , and let  $S_\nu = \{\beta \mid \nu(x_\beta) = \text{true}\}$ . Since  $\nu$  satisfies  $\varphi_{X\text{-max}}(F'_1) \wedge \varphi_{\text{cons}}(F'_2)$ , by Lemma 5, 6, or 7,  $S_\nu$  can be extended to a X-optimal repair  $\mathcal{R}$  of  $\mathcal{K}_\succ$ . Since  $\nu$  satisfies  $\varphi'_{\neg\{\alpha\}}$  and  $\nu(y_\alpha) = \text{true}$ , then  $\nu$  must satisfy  $\varphi_{\neg\{\alpha\}}$ . It follows by Lemma 1 that  $\alpha \notin \mathcal{R}$ . Hence  $\mathcal{K}_\succ \not\models_{IAR}^X \alpha$ .

( $\Leftarrow$ ) Assume that  $\mathcal{K}_\succ \not\models_{IAR}^X \alpha$ : There exists  $\mathcal{R} \in XRep(\mathcal{K}_\succ)$  such that  $\alpha \notin \mathcal{R}$ .

- As in the proof of Proposition 10, we can find a valuation  $\nu$  of the variables of  $\varphi_{X\text{-max}}(F'_1) \wedge \varphi_{\text{cons}}(F'_2)$  that satisfies  $\varphi_{X\text{-max}}(F'_1) \wedge \varphi_{\text{cons}}(F'_2)$  and satisfies  $\varphi_{\neg\{\alpha\}}$ .
- Let us extend  $\nu$  by setting  $\nu(y_\alpha) = \text{true}$  and  $\nu(y_{\alpha'}) = \text{false}$  for every  $\alpha' \in Rel$  such that  $\alpha \neq \alpha'$ .
- Since  $\nu$  satisfies  $\varphi_{\neg\{\alpha\}}$ , it also satisfies  $\varphi'_{\neg\{\alpha\}}(y_\alpha)$ .
- Let  $\alpha' \in Rel$ ,  $\alpha' \neq \alpha$ . Assume for a contradiction that  $\nu$  does not satisfy  $\varphi'_{\neg\{\alpha'\}}(y_{\alpha'})$ . In  $\text{neg}_1$  case, there is a contradiction because  $\varphi'_{\neg\{\alpha'\}}(y_{\alpha'})$  is a single clause that contains  $\neg y_{\alpha'}$ . In  $\text{neg}_2$  case, this implies that  $\nu(x_{\alpha'}) = \text{false}$ , i.e.,  $\alpha' \notin \mathcal{R}$ , and for every  $\beta \perp \alpha'$  such that  $\alpha' \not\succeq \beta$ ,  $\nu(x_\beta) = \text{false}$ , i.e.,  $\beta \notin \mathcal{R}$ . This contradicts the fact that  $\mathcal{R} \in XRep(\mathcal{K}_\succ)$  as  $\mathcal{R} \cup \{\alpha'\} \setminus \{\beta \mid \alpha' \succ \beta\}$  would be an improvement of  $\mathcal{R}$ . Hence  $\nu$  satisfies  $\varphi'_{\neg\{\alpha'\}}(y_{\alpha'})$ .

It follows that  $\nu$  satisfies  $\Psi_{X-IAR}(Rel)$ .  $\square$

### B.3 Non-Binary Conflicts

To define encodings in the case where conflicts are not binary, we will use the following notation:

- $\alpha \perp \mathcal{B}$  denotes  $\mathcal{B} \cup \{\alpha\} \in Conf(\mathcal{K})$  and  $\alpha \notin \mathcal{B}$ ;
- $\mathcal{B} \rightsquigarrow \alpha$  denotes  $\alpha \perp \mathcal{B}$  and for every  $\beta \in \mathcal{B}$ ,  $\alpha \not\succeq \beta$ .

We redefine  $\mathcal{G}_{\mathcal{K}_\succ}$  as a directed hypergraph whose hyperedges are  $(\{\alpha\}, \mathcal{B})$  for every  $\alpha \perp \mathcal{B}$  such that there exists  $\beta \in \mathcal{B}$ ,  $\alpha \not\succeq \beta$  and use hypergraph reachability to define  $R(F)$ :  $\beta$  is reachable from  $\alpha$  in  $\mathcal{G}_{\mathcal{K}_\succ}$  if  $\beta = \alpha$  or there exists a hyperedge  $(\{\gamma\}, \mathcal{B})$  such that  $\beta \in \mathcal{B}$  and  $\gamma$  is reachable from  $\alpha$ . We next redefine the basic building blocks of our propositional encodings ( $\varphi_C$  needs no modification):

$$\varphi_{\neg C} = \left( \bigvee_{\alpha \in C} \bigvee_{\mathcal{B} \rightsquigarrow \alpha} x_{C,\mathcal{B}} \right) \wedge \bigwedge_{\substack{\alpha \in C, \mathcal{B} \rightsquigarrow \alpha, \\ \beta \in \mathcal{B}}} \neg x_{C,\mathcal{B}} \vee x_\beta$$

$$\varphi_{\text{cons}}(F) = \bigwedge_{\alpha \in F, \alpha \perp \mathcal{B}} \neg x_\alpha \vee \bigvee_{\beta \in \mathcal{B}} \neg x_\beta$$

$$\varphi_{P_1\text{-max}}(F) = \bigwedge_{\alpha \in R(F)} \left( x_\alpha \vee \bigvee_{\mathcal{B} \rightsquigarrow \alpha} x_{\alpha,\mathcal{B}} \right) \wedge \bigwedge_{\substack{\alpha \in R(F), \\ \mathcal{B} \rightsquigarrow \alpha, \\ \beta \in \mathcal{B}}} \neg x_{\alpha,\mathcal{B}} \vee x_\beta$$

$$\varphi_{P_2\text{-max}}(F) = \bigwedge_{\alpha \in R^-(F)} \psi(\alpha) \text{ where } \psi(\alpha) = \bigwedge_{\substack{\alpha \perp \mathcal{B}, \\ \exists \beta \in \mathcal{B}, \beta \succ \alpha}} \left( (\neg x_\alpha \vee \bigvee_{\substack{C \in Conf(\mathcal{K}), \\ \mathcal{B} \cap C \neq \emptyset, \\ \forall \gamma \in C \setminus \mathcal{B}, \forall \beta \in \mathcal{B}, \beta \not\succeq \gamma}} x_{\mathcal{B},C}) \wedge \bigwedge_{\substack{C \in Conf(\mathcal{K}), \\ \mathcal{B} \cap C \neq \emptyset, \\ \gamma \in C \setminus \mathcal{B}}} \neg x_{\mathcal{B},C} \vee x_\gamma \right)$$

and  $R^-(F) = \bigcup_{i=1}^{\infty} R_i$  with  $R_0 = F$  and  $R_{i+1} = R_i \cup \{\gamma \mid \exists \alpha \in R_i, \gamma \in \text{facts}(\psi(\alpha))\}$ .

$$\varphi_{\mathcal{C}\text{-max}}(F) = \varphi_{\text{pref}} \wedge \varphi_{\text{compl}} \wedge \varphi_{\text{acyc}}$$

where  $\varphi_{\text{compl}}$  and  $\varphi_{\text{acyc}}$  remain as in the binary case, except that  $\alpha \perp \beta$  is replaced by  $\{\alpha, \beta\} \subseteq \mathcal{C} \in \text{Conf}(\mathcal{K})$  and

$$\varphi_{\text{pref}} = \bigwedge_{\alpha \in R(F)} (x_\alpha \vee \bigvee_{\alpha \perp \mathcal{B}} x_{\mathcal{B} \rightarrow \alpha}) \wedge \bigwedge_{\substack{\alpha \in R(F), \\ \alpha \perp \mathcal{B}, \\ \beta \in \mathcal{B}}} \left( (\neg x_{\mathcal{B} \rightarrow \alpha} \vee x_\beta) \wedge (\neg x_{\mathcal{B} \rightarrow \alpha} \vee x_{\beta \succ \alpha}) \right).$$

We show the analogues of the basic lemmas of Section B.1 for the formulas that differ in the non-binary case.

**Lemma 8.** *Let  $\mathcal{K}_\succ$  be a prioritized KB with  $\mathcal{K} = (\mathcal{D}, \mathcal{T})$ ,  $\mathcal{R} \in X\text{Rep}(\mathcal{K}_\succ)$ , and  $\nu$  be the valuation of  $\{x_\alpha \mid \alpha \in \mathcal{D}\}$  such that  $\nu(x_\alpha) = \text{true}$  iff  $\alpha \in \mathcal{R}$ . Then  $\nu$  can be extended to a valuation that satisfies  $\varphi_{-\mathcal{C}}$  iff  $\mathcal{C} \not\subseteq \mathcal{R}$ .*

*Proof.* Assume that  $\nu$  has been extended to satisfy  $\varphi_{-\mathcal{C}}$ . There exists  $\alpha \in \mathcal{C}$  and  $\mathcal{B} \rightsquigarrow \alpha$  such that  $\nu(x_{\mathcal{C}, \mathcal{B}}) = \text{true}$  and for every  $\beta \in \mathcal{B}$ ,  $\nu(x_\beta) = \text{true}$ , i.e.,  $\beta \in \mathcal{R}$ . Since  $\mathcal{R}$  is  $\mathcal{T}$ -consistent,  $\mathcal{B} \cup \{\alpha\} \not\subseteq \mathcal{R}$  so  $\alpha \notin \mathcal{R}$ . Hence  $\mathcal{C} \not\subseteq \mathcal{R}$ .

Assume that  $\mathcal{C} \not\subseteq \mathcal{R}$ , i.e., there exists  $\alpha \in \mathcal{C}$  such that  $\alpha \notin \mathcal{R}$ . There must exist  $\mathcal{B} \rightsquigarrow \alpha$  such that  $\mathcal{B} \subseteq \mathcal{R}$ . Otherwise  $\mathcal{R} \cup \{\alpha\} \setminus \{\beta \mid \alpha \succ \beta\}$  would be an improvement of  $\mathcal{R}$ . Extend  $\nu$  by setting  $\nu(x_{\mathcal{C}, \mathcal{B}}) = \text{true}$ . Since  $\nu(x_\beta) = \text{true}$  for every  $\beta \in \mathcal{B}$ , it follows that  $\nu$  satisfies  $\varphi_{-\mathcal{C}}$ .  $\square$

**Lemma 9.** *Let  $\mathcal{K}_\succ$  be a prioritized KB with  $\mathcal{K} = (\mathcal{D}, \mathcal{T})$ ,  $F_1 \subseteq \mathcal{D}$ ,  $F_2 = F_1 \cup \text{facts}(\varphi_{\text{P}_1\text{-max}}(F_1))$ , and let  $\nu$  be a valuation of  $\{x_\alpha \mid \alpha \in F_2\}$ .*

- *If  $\nu$  can be extended to a valuation that satisfies  $\varphi_{\text{P}_1\text{-max}}(F_1) \wedge \varphi_{\text{cons}}(F_2)$  then  $S_\nu = \{\alpha \mid \nu(x_\alpha) = \text{true}\}$  can be extended to a Pareto-optimal repair of  $\mathcal{K}_\succ$ .*
- *If there exists a Pareto-optimal repair  $\mathcal{R}$  of  $\mathcal{K}_\succ$  such that  $\mathcal{R} \cap F_2 = S_\nu$ , then  $\nu$  can be extended to a valuation that satisfies  $\varphi_{\text{P}_1\text{-max}}(F_1) \wedge \varphi_{\text{cons}}(F_2)$ .*

*Proof.* ( $\Rightarrow$ ) Assume that  $\nu$  has been extended to satisfy  $\varphi_{\text{P}_1\text{-max}}(F_1) \wedge \varphi_{\text{cons}}(F_2)$ . Since  $\nu$  satisfies  $\varphi_{\text{cons}}(F_2)$ , it is easy to check that  $S_\nu$  is  $\mathcal{T}$ -consistent, so there exists some repair that extends it. Assume for a contradiction that all repairs that extend  $S_\nu$  are not Pareto-optimal and take a repair  $\mathcal{R}_0 \supseteq S_\nu$ .

- Since  $\mathcal{R}_0 \notin P\text{Rep}(\mathcal{K}_\succ)$ , there exists a Pareto-improvement  $S_0$  of  $\mathcal{R}_0$ : There is  $\beta_0 \in S_0 \setminus \mathcal{R}_0$  such that for every  $\alpha \in \mathcal{R}_0 \setminus S_0$ ,  $\beta_0 \succ \alpha$ . We first show that  $S_\nu \subseteq S_0$ . Assume for a contradiction that this is not the case: there is  $\alpha \in S_\nu \setminus S_0$ .
  - Since  $\alpha \in S_\nu \subseteq F_2 = R(F_1)$  and  $\beta_0 \succ \alpha$  (so that there is some  $\mathcal{B}$  that contains  $\beta_0$  such that  $(\{\alpha\}, \mathcal{B})$  is an hyperedge of  $\mathcal{G}_{\mathcal{K}_\succ}$ ), then  $\beta_0 \in R(F_1)$  and  $\varphi_{\text{P}_1\text{-max}}(F_1)$  contains the clause  $x_{\beta_0} \vee \bigvee_{\mathcal{C} \rightsquigarrow \beta_0} x_{\beta_0, \mathcal{C}}$ .
  - Since  $\beta_0 \notin S_\nu$ ,  $\nu(\beta_0) = \text{false}$ . Hence there exists  $\mathcal{C} \rightsquigarrow \beta_0$  such that  $\nu(x_{\beta_0, \mathcal{C}}) = \text{true}$ .
  - Since  $\varphi_{\text{P}_1\text{-max}}(F_1)$  contains the clauses  $\neg x_{\beta_0, \mathcal{C}} \vee x_\gamma$  for every  $\gamma \in \mathcal{C}$ , it follows that  $\mathcal{C} \subseteq S_\nu \subseteq \mathcal{R}_0$ .
  - Since  $\mathcal{C} \rightsquigarrow \beta_0$ , for every  $\gamma \in \mathcal{C}$ ,  $\beta_0 \not\succeq \gamma$ . It follows that for every  $\gamma \in \mathcal{C}$ ,  $\gamma \notin \mathcal{R}_0 \setminus S_0$ , hence  $\gamma \in S_0$ . This means that  $\mathcal{C} \cup \beta_0 \subseteq S_0$ , contradicting that  $S_0$  is a Pareto-improvement and thus  $\mathcal{T}$ -consistent.

It follows that  $S_\nu \subseteq S_0$ .

- We can then find a contradiction as in the proof of Lemma 5.

Hence, there exists an optimal repair  $\mathcal{R}$  that extends  $S_\nu$ .

( $\Leftarrow$ ) Assume that there exists  $\mathcal{R} \in P\text{Rep}(\mathcal{K}_\succ)$  such that  $S_\nu = \mathcal{R} \cap F_2$ . Since  $\mathcal{R}$  is  $\mathcal{T}$ -consistent, it is easy to check that  $\nu$  satisfies  $\varphi_{\text{cons}}(F_2)$ . Assume for a contradiction that  $\nu$  cannot be extended to satisfy  $\varphi_{\text{P}_1\text{-max}}(F_1)$ .

- There exists  $\alpha \in R(F_1) \subseteq F_2$  such that  $\nu(x_\alpha) = \text{false}$  and for every  $\mathcal{B} \rightsquigarrow \alpha$ ,  $\nu(x_\beta) = \text{false}$  for some  $\beta \in \mathcal{B}$ . Indeed, otherwise, setting  $\nu(x_{\alpha, \mathcal{B}}) = \text{true}$  for  $\mathcal{B}$  with  $\mathcal{B} \rightsquigarrow \alpha$ ,  $\nu(x_\beta) = \text{true}$  for all  $\beta \in \mathcal{B}$ , and  $\nu(x_{\alpha, \mathcal{B}'}) = \text{false}$  otherwise will satisfy  $\varphi_{\text{P}_1\text{-max}}(F_1)$ .
- Since  $S_\nu = \mathcal{R} \cap F_2$ , it follows that  $\alpha \notin \mathcal{R}$  and for every  $\mathcal{B} \rightsquigarrow \alpha$ , there is some  $\beta \in \mathcal{B}$  such that  $\beta \notin \mathcal{R}$ .
- Hence, for every  $\mathcal{B} \subseteq \mathcal{R}$  such that  $\alpha \perp \mathcal{B}$ , we have  $\mathcal{B} \not\succeq \alpha$ , i.e. there exists  $\beta \in \mathcal{B}$  such that  $\alpha \succ \beta$ .
- It follows that  $\mathcal{R}' = \mathcal{R} \cup \{\alpha\} \setminus \{\beta \mid \alpha \succ \beta\}$  is a Pareto-improvement of  $\mathcal{R}$ , contradicting  $\mathcal{R} \in P\text{Rep}(\mathcal{K}_\succ)$ .

Hence  $\nu$  satisfies  $\varphi_{\text{P}_1\text{-max}}(F_1)$ .  $\square$

**Lemma 10.** *Let  $\mathcal{K}_\succ$  be a prioritized KB with  $\mathcal{K} = (\mathcal{D}, \mathcal{T})$ ,  $F_1 \subseteq \mathcal{D}$ ,  $F_2 = F_1 \cup \text{facts}(\varphi_{\text{P}_2\text{-max}}(F_1))$ , and let  $\nu$  be a valuation of  $\{x_\alpha \mid \alpha \in F_2\}$ .*

- *If  $\nu$  can be extended to a valuation that satisfies  $\varphi_{\text{P}_2\text{-max}}(F_1) \wedge \varphi_{\text{cons}}(F_2)$  then  $S_\nu = \{\alpha \mid \nu(x_\alpha) = \text{true}\}$  can be extended to a Pareto-optimal repair of  $\mathcal{K}_\succ$ .*

- If there exists a Pareto-optimal repair  $\mathcal{R}$  of  $\mathcal{K}_\succ$  such that  $\mathcal{R} \cap F_2 = S_\nu$ , then  $\nu$  can be extended to a valuation that satisfies  $\varphi_{\mathcal{P}_2\text{-max}}(F_1) \wedge \varphi_{\text{cons}}(F_2)$ .

*Proof.* ( $\Rightarrow$ ) Assume that  $\nu$  has been extended to satisfy  $\varphi_{\mathcal{P}_2\text{-max}}(F_1) \wedge \varphi_{\text{cons}}(F_2)$ . Since  $\nu$  satisfies  $\varphi_{\text{cons}}(F_2)$ , it is easy to check that  $S_\nu$  is  $\mathcal{T}$ -consistent, so there exists some repair that extends it. Assume for a contradiction that all repairs that extend  $S_\nu$  are not Pareto-optimal and take a repair  $\mathcal{R}_0 \supseteq S_\nu$ .

- Since  $\mathcal{R}_0 \notin PRep(\mathcal{K}_\succ)$ , there exists a Pareto-improvement  $S_0$  of  $\mathcal{R}_0$ : There is  $\beta_0 \in S_0 \setminus \mathcal{R}_0$  such that for every  $\alpha \in \mathcal{R}_0 \setminus S_0$ ,  $\beta_0 \succ \alpha$ . Moreover, we can assume that  $S_0 = \mathcal{R}_0 \cup \{\beta_0\} \setminus \{\alpha \mid \beta_0 \succ \alpha\}$ . We show that  $S_\nu \cup S_0$  is  $\mathcal{T}$ -consistent, and hence a Pareto-improvement of  $\mathcal{R}_0$  that includes  $S_\nu$ . Assume for a contradiction that this is not the case.
  - Since  $S_\nu$  and  $S_0$  are  $\mathcal{T}$ -consistent while there is a conflict in  $S_\nu \cup S_0$ , there must be  $\alpha \in S_\nu \setminus S_0$  and  $\mathcal{B} \subseteq S_\nu \cup S_0$  such that  $\alpha \perp \mathcal{B}$ . Moreover, since  $\mathcal{R}_0$  is  $\mathcal{T}$ -consistent and includes  $S_\nu$ , and  $S_0 \setminus \mathcal{R}_0 = \{\beta_0\}$ , it must be the case that  $\beta_0 \in \mathcal{B}$ .
  - Since  $\alpha \in S_\nu \subseteq F_2$ ,  $\alpha$  is in  $F_1$  or in  $\text{facts}(\varphi_{\mathcal{P}_2\text{-max}}(F_1))$ , hence  $\alpha \in R^-(F_1)$ . In both cases, since  $\alpha \perp \mathcal{B}$  and  $\beta_0 \succ \alpha$ ,  $\varphi_{\mathcal{P}_2\text{-max}}(F_1)$  contains the following clause:  $(\neg x_\alpha \vee \bigvee_{\substack{C \in \text{Conf}(\mathcal{K}), \\ \mathcal{B} \cap C \neq \emptyset, \\ \forall \gamma \in C \setminus \mathcal{B}, \forall \beta \in \mathcal{B}, \beta \neq \gamma}} x_{\mathcal{B},C})$ .
  - Since  $\nu(x_\alpha) = \text{true}$ , there exists  $C \in \text{Conf}(\mathcal{K})$  such that  $\mathcal{B} \cap C \neq \emptyset$ , for every  $\gamma \in C \setminus \mathcal{B}$  and  $\beta \in \mathcal{B}$ ,  $\beta \neq \gamma$ , and  $\nu(x_{\mathcal{B},C}) = \text{true}$ . Moreover, since  $\varphi_{\mathcal{P}_2\text{-max}}(F_1)$  contains  $\neg x_{\mathcal{B},C} \vee x_\gamma$  for every  $\gamma \in C \setminus \mathcal{B}$ , it follows that  $C \setminus \mathcal{B} \subseteq S_\nu \subseteq \mathcal{R}_0$ .
  - Since  $C \setminus \mathcal{B} \subseteq \mathcal{R}_0$  and  $C \setminus \mathcal{B} \not\subseteq S_0$  by  $\mathcal{T}$ -consistency of  $S_0$ , there must be  $\gamma \in C \setminus \mathcal{B}$  such that  $\beta_0 \succ \gamma$ . This is a contradiction since  $\beta_0 \in \mathcal{B}$ .

It follows that there exists a Pareto-improvement of  $\mathcal{R}_0$  that includes  $S_\nu$ .

- We can then find a contradiction as in the proof of Lemma 6.

Hence, there exists a Pareto-optimal repair  $\mathcal{R}$  that extends  $S_\nu$ .

( $\Leftarrow$ ) Assume that there exists  $\mathcal{R} \in PRep(\mathcal{K}_\succ)$  such that  $S_\nu = \mathcal{R} \cap F_2$ . Since  $\mathcal{R}$  is  $\mathcal{T}$ -consistent, it is easy to check that  $\nu$  satisfies  $\varphi_{\text{cons}}(F_2)$ . Assume for a contradiction that  $\nu$  cannot be extended to satisfy  $\varphi_{\mathcal{P}_2\text{-max}}(F_1)$ .

- There exists  $\alpha \in R^-(F_1) \subseteq F_2$  such that  $\nu$  does not satisfy

$$\bigwedge_{\substack{\alpha \perp \mathcal{B}, \\ \exists \beta \in \mathcal{B}, \beta \succ \alpha}} \left( (\neg x_\alpha \vee \bigvee_{\substack{C \in \text{Conf}(\mathcal{K}), \\ \mathcal{B} \cap C \neq \emptyset, \\ \forall \gamma \in C \setminus \mathcal{B}, \forall \beta \in \mathcal{B}, \beta \neq \gamma}} x_{\mathcal{B},C}) \wedge \bigwedge_{\substack{C \in \text{Conf}(\mathcal{K}), \\ \mathcal{B} \cap C \neq \emptyset, \\ \gamma \in C \setminus \mathcal{B}}} \neg x_{\mathcal{B},C} \vee x_\gamma \right),$$

i.e., (i)  $\nu(x_\alpha) = \text{true}$  and (ii) there exists  $\alpha \perp \mathcal{B}$  and  $\beta \in \mathcal{B}$  such that  $\beta \succ \alpha$  and for every  $C \in \text{Conf}(\mathcal{K})$  such that  $\mathcal{B} \cap C \neq \emptyset$  and for every  $\gamma \in C \setminus \mathcal{B}$  and  $\beta' \in \mathcal{B}$ ,  $\beta' \neq \gamma$ , there is some  $\gamma \in C \setminus \mathcal{B}$  such that  $\nu(x_\gamma) = \text{false}$ .

- Since  $S_\nu = \mathcal{R} \cap F_2$ , it follows that  $\alpha \in \mathcal{R}$ . Moreover, for every  $C \in \text{Conf}(\mathcal{K})$  such that  $\mathcal{B} \cap C \neq \emptyset$  and for every  $\gamma \in C \setminus \mathcal{B}$  and  $\beta' \in \mathcal{B}$ ,  $\beta' \neq \gamma$ , there is some  $\gamma \in C \setminus \mathcal{B}$  such that  $\gamma \notin \mathcal{R}$ .
- Let  $\mathcal{R}' = \mathcal{R} \cup \{\beta\} \setminus \{\gamma \in \mathcal{R} \mid \beta \succ \gamma\}$ . We claim that  $\mathcal{R}'$  is a Pareto-improvement of  $\mathcal{R}$ , contradicting  $\mathcal{R} \in PRep(\mathcal{K}_\succ)$ . Indeed, we show this as follows:
  - By construction, we have  $\beta \in \mathcal{R}' \setminus \mathcal{R}$  such that  $\beta \succ \gamma$  for all  $\gamma \in \mathcal{R} \setminus \mathcal{R}'$ .
  - We can also show that  $\mathcal{R}'$  is  $\mathcal{T}$ -consistent. Indeed, suppose for a contradiction that  $\mathcal{R}'$  contains a conflict  $\mathcal{C}$  with  $\beta \in \mathcal{C}$ . If there is  $\gamma \in \mathcal{C} \setminus \{\beta\}$  with  $\beta \succ \gamma$ , then this contradicts the definition of  $\mathcal{R}'$ . If instead we have  $\beta \neq \gamma$  for all  $\gamma \in \mathcal{C} \setminus \{\beta\}$ , then we know that there is some such  $\gamma$  such that  $\gamma \notin \mathcal{R}$ , hence  $\gamma \notin \mathcal{R}'$ , again a contradiction.

Hence  $\nu$  satisfies  $\varphi_{\mathcal{P}_2\text{-max}}(F_1)$ . □

**Lemma 11.** Let  $\mathcal{K}_\succ$  be a prioritized KB with  $\mathcal{K} = (\mathcal{D}, \mathcal{T})$ ,  $F_1 \subseteq \mathcal{D}$ ,  $F_2 = F_1 \cup \text{facts}(\varphi_{\mathcal{C}\text{-max}}(F_1))$ , and let  $\nu$  be a valuation of  $\{x_\alpha \mid \alpha \in F_2\}$ .

- If  $\nu$  can be extended to a valuation that satisfies  $\varphi_{\mathcal{C}\text{-max}}(F_1) \wedge \varphi_{\text{cons}}(F_2)$  then  $S_\nu = \{\alpha \mid \nu(x_\alpha) = \text{true}\}$  can be extended to a completion-optimal repair of  $\mathcal{K}_\succ$ .
- If there exists a completion-optimal repair  $\mathcal{R}$  of  $\mathcal{K}_\succ$  such that  $\mathcal{R} \cap F_2 = S_\nu$ , then  $\nu$  can be extended to a valuation of the variables of  $\varphi_{\mathcal{C}\text{-max}}(F_1) \wedge \varphi_{\text{cons}}(F_2)$  that satisfies  $\varphi_{\mathcal{C}\text{-max}}(F_1) \wedge \varphi_{\text{cons}}(F_2)$ .

*Proof.* ( $\Rightarrow$ ) Assume that  $\nu$  satisfies  $\varphi_{\mathcal{C}\text{-max}}(F_1) \wedge \varphi_{\text{cons}}(F_2)$ . Let  $\succ'$  be the binary relation over  $F_2$  such that  $\alpha \succ' \beta$  iff  $\nu(x_{\alpha \succ' \beta}) = \text{true}$ . As in the proof of Lemma 7, since  $\nu$  satisfies  $\varphi_{\text{compl}}$  and  $\varphi_{\text{acyc}}$ ,  $\succ'$  is a completion of  $\succ$  on  $F_2$  that we complete  $\succ'$  into an arbitrary completion of  $\succ$  on  $\mathcal{K}$ , and there is a unique Pareto-optimal repair  $\mathcal{R}_{\succ'}$ , which is a completion-optimal repair. We next show that  $S_\nu \subseteq \mathcal{R}_{\succ'}$ .

- Recall from proof of Lemma 7 that  $\mathcal{R}_{\succ'}$  can be obtained as follows: Start with  $\mathcal{R}_{\succ'} = \emptyset$ , then add to  $\mathcal{R}_{\succ'}$  the set  $P = \{\alpha \mid \forall \beta \in \mathcal{K}, \beta \neq \alpha\}$ , remove from  $\mathcal{D}$  the sets  $P$  and  $N = \{\alpha \mid \langle \mathcal{T}, P \cup \{\alpha\} \rangle \models \perp\}$ , and repeat this process until  $\mathcal{D}$  is empty.

- We show by induction that every  $\alpha \in P \cap F_2$  is such that  $\nu(x_\alpha) = \text{true}$  and every  $\alpha \in N \cap F_2$  is such that  $\nu(x_\alpha) = \text{false}$ .
  - In the first step,  $P$  contains facts that have no facts of greater priority and  $N$  contains facts that belong to some conflict that contains only facts from  $P$  except them.
    - \* Let  $\alpha \in P \cap F_2$  and assume for a contradiction that  $\nu(x_\alpha) = \text{false}$ . Since  $\nu$  satisfies  $\varphi_{\text{pref}}$ , there exists  $\mathcal{B}$  such that  $\alpha \perp \mathcal{B}$  and for every  $\beta \in \mathcal{B}$ ,  $\nu(x_\beta) = \text{true}$  and  $\nu(x_{\beta \succ' \alpha}) = \text{true}$ , i.e.,  $\beta \succ' \alpha$ , which contradicts the assumption on  $\alpha$ .
    - \* Now assume that  $\alpha \in N \cap F_2$ , i.e., there is some  $\mathcal{B} \subseteq P$  such that  $\alpha \perp \mathcal{B}$ . Since for every  $\beta \in \mathcal{B}$ ,  $\beta \succ' \alpha$  and  $\succ'$  extends  $\succ$ , it follows that  $\beta \in F_2$  by construction of  $F_2 = \mathcal{R}(F_1)$ . Hence for every  $\beta \in \mathcal{B}$ ,  $\nu(x_\beta) = \text{true}$ , and since  $\nu$  satisfies  $\varphi_{\text{cons}}(F_2)$ , it follows that  $\nu(x_\alpha) = \text{false}$ .
  - Assume that at steps  $1, \dots, i$  of the algorithm,  $\nu(x_\alpha) = \text{true}$  if  $\alpha \in P \cap F_2$  and  $\nu(x_\alpha) = \text{false}$  if  $\alpha \in N \cap F_2$ , and consider step  $i + 1$ .
    - \* Let  $\alpha \in P \cap F_2$  and assume for a contradiction that  $\nu(x_\alpha) = \text{false}$ . As before, since  $\nu$  satisfies  $\varphi_{\text{pref}}$ , there exists  $\mathcal{B}$  such that  $\alpha \perp \mathcal{B}$  and for every  $\beta \in \mathcal{B}$ ,  $\nu(x_\beta) = \text{true}$  and  $\nu(x_{\beta \succ' \alpha}) = \text{true}$ , i.e.,  $\beta \succ' \alpha$ . However, by definition of  $P$ ,  $\beta \succ' \alpha$  implies that  $\beta$  has already been removed from  $\mathcal{D}$ , so  $\nu(x_\beta) = \text{true}$  implies that  $\beta$  belongs to  $\mathcal{R}_{\succ'}$ . Hence  $\mathcal{B} \subseteq P$ , which contradicts the assumption  $\alpha \in P$  by  $\mathcal{T}$ -consistency of  $\mathcal{R}_{\succ'}$ .
    - \* The fact that  $\nu(x_\alpha) = \text{false}$  if  $\alpha \in N \cap F_2$  follows as in the base case.

By definition of  $S_\nu$ , we thus have  $S_\nu = \mathcal{R}_{\succ'} \cap F_2$ .

( $\Leftarrow$ ) Assume that there exists  $\mathcal{R} \in \text{CRep}(\mathcal{K}_\succ)$  such that  $S_\nu = \mathcal{R} \cap F_2$ . Since  $\mathcal{R}$  is  $\mathcal{T}$ -consistent, it is easy to check that  $\nu$  satisfies  $\varphi_{\text{cons}}(F_2)$ . Moreover, there exists a completion  $\succ'$  of  $\succ$  such that  $\mathcal{R}$  is the unique Pareto-optimal repair of  $\mathcal{K}_{\succ'}$ . Extend  $\nu$  by setting  $\nu(x_{\alpha \succ' \beta}) = \text{true}$  iff  $\alpha \succ' \beta$ ,  $\nu(t_{\alpha, \beta}) = \text{true}$  iff there is a path  $\alpha \succ' \dots \succ' \beta$ , and  $\nu(x_{\mathcal{B} \rightarrow \alpha}) = \text{true}$  iff for every  $\beta \in \mathcal{B}$ ,  $\beta \succ' \alpha$  and  $\beta \in S_\nu$ . As in the proof of Lemma 7, we can show that  $\nu$  satisfies  $\varphi_{\text{compl}}$  and  $\varphi_{\text{acyc}}$ . We show that  $\nu$  satisfies  $\varphi_{\text{pref}}$ .

Assume for a contradiction that this is not the case: either (i) there exists  $\alpha \in \mathcal{R}(F_1) \subseteq F_2$  such that  $\nu(x_\alpha) = \text{false}$  and for every  $\mathcal{B}$  such that  $\alpha \perp \mathcal{B}$ ,  $\nu(x_{\mathcal{B} \rightarrow \alpha}) = \text{false}$  or (ii) there exists  $\alpha$  and  $\mathcal{B}$  such that  $\alpha \perp \mathcal{B}$ ,  $\nu(x_{\mathcal{B} \rightarrow \alpha}) = \text{true}$  and there exists  $\beta \in \mathcal{B}$  such that  $\nu(x_\beta) = \text{false}$  or  $\nu(x_{\beta \succ' \alpha}) = \text{false}$ . Case (ii) contradicts the definition of  $\nu$  (since  $\nu(x_{\mathcal{B} \rightarrow \alpha}) = \text{true}$  iff for every  $\beta \in \mathcal{B}$ ,  $\beta \succ' \alpha$  and  $\beta \in S_\nu$ ) so we are in case (i).

- Since  $S_\nu = \mathcal{R} \cap F_2$ ,  $\nu(x_\alpha) = \text{false}$  implies that  $\alpha \notin \mathcal{R}$ .
- For every  $\mathcal{B}$  such that  $\alpha \perp \mathcal{B}$ , by definition of  $\nu$ ,  $\nu(x_{\mathcal{B} \rightarrow \alpha}) = \text{false}$  implies that there exists  $\beta \in \mathcal{B}$  such that  $\beta \not\succ' \alpha$  or  $\beta \notin \mathcal{R}$ .
- However, since  $\mathcal{R} \in \text{PRep}(\mathcal{K}_{\succ'})$  and  $\succ'$  is total,  $\alpha \notin \mathcal{R}$  implies that there exists  $\mathcal{B} \subseteq \mathcal{R}$  such that  $\alpha \perp \mathcal{B}$  and for every  $\beta \in \mathcal{B}$ ,  $\beta \succ' \alpha$ . Indeed, otherwise,  $\mathcal{R}' = \mathcal{R} \cup \{\alpha\} \setminus \{\beta \mid \alpha \succ' \beta\}$  would be a Pareto-improvement of  $\mathcal{R}$  w.r.t.  $\succ'$  since every conflict  $\mathcal{C} \subseteq \mathcal{R} \cup \{\alpha\}$  would contain some  $\beta \in \mathcal{R}$  such that  $\beta \not\succ' \alpha$ , i.e., such that  $\alpha \succ' \beta$ .

We conclude that  $\nu$  satisfies  $\varphi_{\text{pref}}$ . Hence  $\nu$  satisfies  $\varphi_{\text{C-max}}(F_1)$ .  $\square$

## C Pseudocode for Algorithms

Algorithm 1 is our high-level procedure: it removes the self-inconsistent facts with the procedure `RemoveSelfIncons` and finds the trivial answers with the procedure `HandleTriviallyIAR`. Then it filters the remaining answers with the `FilterRemainingAnswers` procedure which is one of algorithms presented in the next subsections.

---

### Algorithm 1 General Algorithm

---

**Input:** semantics  $\text{Sem}$ , repair type  $X$ , directed conflict graph  $\mathcal{G}_{\mathcal{K}_\succ}$ , set of potential answers  $\text{PotAns}$  and their causes  $\{\text{Causes}(q(\vec{a}), \mathcal{K}) \mid \vec{a} \in \text{PotAns}\}$

**Output:** set  $\text{Ans}$  of answers to  $q$  over  $\mathcal{K}_\succ$  under  $X$ -Sem

$\mathcal{G}_{\mathcal{K}_\succ}, \text{PotAns}, \{\text{Causes}(q(\vec{a}), \mathcal{K}) \mid \vec{a} \in \text{PotAns}\} \leftarrow \text{RemoveSelfIncons}(\mathcal{G}_{\mathcal{K}_\succ}, \{\text{Causes}(q(\vec{a}), \mathcal{K}) \mid \vec{a} \in \text{PotAns}\})$

$\text{Ans}, \text{Causes}(q(\vec{a}), \mathcal{K}) \leftarrow \text{HandleTriviallyIAR}(\mathcal{G}_{\mathcal{K}_\succ}, \{\text{Causes}(q(\vec{a}), \mathcal{K}) \mid \vec{a} \in \text{PotAns}\})$

$\text{Ans} \leftarrow \text{Ans} \cup \text{FilterRemainingAnswers}(\text{Sem}, X, \mathcal{G}_{\mathcal{K}_\succ}, \{\text{Causes}(q(\vec{a}), \mathcal{K}) \mid \vec{a} \in \text{PotAns}\})$

Output  $\text{Ans}$

---

### C.1 Generic Algorithms Applicable to X-AR, X-IAR and X-brave

The algorithms `Simple` (Algorithm 4), `All-MaxSAT` (Algorithm 5), `All-MUSes` (Algorithm 6), and `Assumptions` (Algorithm 7) can be used for any semantics.

- `Simple` filters answers one by one, constructing a SAT encoding for each answer and using a standard SAT solver.
- `All-MaxSAT` constructs a single encoding with hard clauses and soft clauses that correspond to the answers to check and uses a weighted MaxSAT solver to filter as many answers as possible before iterating to filter remaining answers. Note that in the X-IAR case, we actually don't need to iterate since each cause of each answer has its own variables.

---

**Algorithm 2** RemoveSelfIncons

**Input:** directed conflict graph  $\mathcal{G}_{\mathcal{K}_>}$ , set of potential answers  $PotAns$  and their causes  $\{Causes(q(\vec{a}), \mathcal{K}) \mid \vec{a} \in PotAns\}$

**Output:** updated  $\mathcal{G}_{\mathcal{K}_>}$ ,  $PotAns$  and  $\{Causes(q(\vec{a}), \mathcal{K}) \mid \vec{a} \in PotAns\}$  without self-inconsistent facts

```
for all  $\{\alpha\} \in Conf(\mathcal{K})$  do
  for all  $\vec{a} \in PotAns$  do
    for all  $\mathcal{C} \in Causes(q(\vec{a}), \mathcal{K})$  do
      if  $\alpha \in \mathcal{C}$  then
         $Causes(q(\vec{a}), \mathcal{K}) \leftarrow Causes(q(\vec{a}), \mathcal{K}) \setminus \{\mathcal{C}\}$ 
      end if
    end for
    if  $Causes(q(\vec{a}), \mathcal{K}) = \emptyset$  then
       $PotAns \leftarrow PotAns \setminus \{\vec{a}\}$ 
    end if
  end for
  for all  $\{\alpha, \beta\} \in Conf(\mathcal{K})$  do
     $Conf(\mathcal{K}) \leftarrow Conf(\mathcal{K}) \setminus \{\alpha, \beta\}$ 
  end for
end for
Output  $\mathcal{G}_{\mathcal{K}_>}$ ,  $PotAns$ ,  $\{Causes(q(\vec{a}), \mathcal{K}) \mid \vec{a} \in PotAns\}$ 
```

---

---

**Algorithm 3** HandleTriviallyLAR

**Input:** directed conflict graph  $\mathcal{G}_{\mathcal{K}_>}$ , set of potential answers  $PotAns$  and their causes  $\{Causes(q(\vec{a}), \mathcal{K}) \mid \vec{a} \in PotAns\}$

**Output:** set  $Ans$  of trivial answers, updated  $\{Causes(q(\vec{a}), \mathcal{K}) \mid \vec{a} \in PotAns\}$  without trivial answers and facts

```
 $Ans \leftarrow \emptyset$ 
for all  $\vec{a} \in PotAns$  do
  for all  $\mathcal{C} \in Causes(q(\vec{a}), \mathcal{K})$ , if  $\vec{a} \notin Ans$  do
     $\mathcal{C} \leftarrow \mathcal{C} \setminus \{\alpha \mid \{\alpha, \beta\} \in Conf(\mathcal{K}) \Rightarrow \alpha \succ \beta\}$ 
    if  $\mathcal{C} = \emptyset$  then
       $Ans \leftarrow Ans \cup \{\vec{a}\}$ 
    end if
  end for
end for
Output  $Ans$ ,  $\{Causes(q(\vec{a}), \mathcal{K}) \mid \vec{a} \in PotAns\}$ 
```

---

- All-MUSes uses the same encoding for all answers with hard and soft clauses and computes all minimal unsatisfiable subsets of soft clauses w.r.t. the hard clauses: those that contain a single variable correspond to the true (resp. false) answers under X-AR or X-IAR (resp. X-brave) semantics.
- Assumptions takes the hard clauses of this global encoding as the SAT encoding and uses the soft clauses as assumptions to check for each answer whether it holds or not.

Let  $\text{val}_{\text{Sem}} = \text{UNSAT}$  for  $\text{Sem} = \text{AR}$  and  $\text{Sem} = \text{IAR}$ , and  $\text{val}_{\text{Sem}} = \text{SAT}$  for  $\text{Sem} = \text{brave}$ .

---

#### Algorithm 4 Simple

**Input:** semantics  $\text{Sem}$ , repair type  $X$ , directed conflict graph  $\mathcal{G}_{\mathcal{K}_{\succ}}$ , set of potential answers  $\text{PotAns}$  and their causes  $\{\text{Causes}(q(\vec{a}), \mathcal{K}) \mid \vec{a} \in \text{PotAns}\}$

**Output:** set  $\text{Ans}$  of answers to  $q$  over  $\mathcal{K}_{\succ}$  under X-Sem

```

 $\text{Ans} \leftarrow \emptyset$ 
for all  $\vec{a} \in \text{PotAns}$  do
   $\varphi \leftarrow \Phi_{X\text{-Sem}}(q(\vec{a}))$ 
  if  $\text{SAT}(\varphi) = \text{val}_{\text{Sem}}$  then
     $\text{Ans} \leftarrow \text{Ans} \cup \{\vec{a}\}$ 
  end if
end for
Output  $\text{Ans}$ 

```

---



---

#### Algorithm 5 All-MaxSAT

**Input:** semantics  $\text{Sem}$ , repair type  $X$ , directed conflict graph  $\mathcal{G}_{\mathcal{K}_{\succ}}$ , set of potential answers  $\text{PotAns}$  and their causes  $\{\text{Causes}(q(\vec{a}), \mathcal{K}) \mid \vec{a} \in \text{PotAns}\}$

**Output:** set  $\text{Ans}$  of answers to  $q$  over  $\mathcal{K}_{\succ}$  under X-Sem

```

 $\text{Ans} \leftarrow \emptyset$ 
 $\varphi \leftarrow \Psi_{X\text{-Sem}}(\text{PotAns}) \wedge \bigwedge_{\vec{a} \in \text{PotAns}} x_{\vec{a}}$ 
 $\text{moreAnswers} \leftarrow \text{true}$ 
 $\text{assumedLiterals} \leftarrow \emptyset$ 
 $\text{filteredAns} \leftarrow \emptyset$ 
while  $\text{moreAnswers} = \text{true}$  and  $\text{filteredAns} \neq \text{PotAns}$  do
   $\text{moreAnswers} \leftarrow \text{false}$ 
   $\text{optModel} \leftarrow \text{MaxSAT}(\varphi, \text{assumedLiterals})$ 
  for all  $\vec{a} \in \text{PotAns}$  do
    if  $\text{optModel} \models x_{\vec{a}}$  then
       $\text{moreAnswers} \leftarrow \text{true}$ 
       $\text{filteredAns} \leftarrow \text{filteredAns} \cup \{\vec{a}\}$ 
       $\text{assumedLiterals} \leftarrow \text{assumedLiterals} \cup \{\neg x_{\vec{a}}\}$ 
    end if
  end for
end while
if  $\text{val}_{\text{Sem}} = \text{UNSAT}$  then
   $\text{Ans} \leftarrow \text{PotAns} \setminus \text{filteredAns}$ 
else
   $\text{Ans} \leftarrow \text{Ans} \cup \text{filteredAns}$ 
end if
Output  $\text{Ans}$ 

```

---

## C.2 Algorithms Specific to X-IAR or X-brave

The algorithm Cause-by-cause (Algorithm 8) checks whether each cause is in some (resp. all) optimal repair(s): if an answer has such a cause, then it holds under X-brave (resp. X-IAR) semantics.

The algorithms IAR-causes (Algorithm 9) and IAR-facts (Algorithm 10) are specific to X-IAR semantics.

- IAR-causes computes X-IAR and non-X-IAR facts as it goes: it checks the causes one by one, by first checking whether the cause contains some known non-X-IAR facts or only known X-IAR facts, and otherwise checking the status of each remaining fact, stopping at the first non-X-IAR one.



---

**Algorithm 6** All-MUSes

---

**Input:** semantics Sem, repair type X, directed conflict graph  $\mathcal{G}_{\mathcal{K}_{\succ}}$ , set of potential answers  $PotAns$  and their causes  $\{Causes(q(\vec{a}), \mathcal{K}) \mid \vec{a} \in PotAns\}$

**Output:** set  $Ans$  of answers to  $q$  over  $\mathcal{K}_{\succ}$  under X-Sem

```
Ans  $\leftarrow$   $\emptyset$ 
 $\varphi \leftarrow \Psi_{X\text{-Sem}}(PotAns) \wedge \bigwedge_{\vec{a} \in PotAns} x_{\vec{a}}$ 
MUSes  $\leftarrow$  computeAllMUSes( $\varphi$ )
if valSem = UNSAT then
  Ans  $\leftarrow$  Ans  $\cup$   $\{\vec{a} \mid \{x_{\vec{a}}\} \in MUSes\}$ 
else
  Ans  $\leftarrow$  PotAns  $\setminus$   $\{\vec{a} \mid \{x_{\vec{a}}\} \in MUSes\}$ 
end if
Output Ans
```

---

---

**Algorithm 7** Assumptions

---

**Input:** semantics Sem, repair type X, directed conflict graph  $\mathcal{G}_{\mathcal{K}_{\succ}}$ , set of potential answers  $PotAns$  and their causes  $\{Causes(q(\vec{a}), \mathcal{K}) \mid \vec{a} \in PotAns\}$

**Output:** set  $Ans$  of answers to  $q$  over  $\mathcal{K}_{\succ}$  under X-Sem

```
Ans  $\leftarrow$   $\emptyset$ 
 $\varphi \leftarrow \Psi_{X\text{-Sem}}(PotAns)$ 
for all  $\vec{a} \in PotAns$  do
  if SAT( $\varphi[x_{\vec{a}}]$ ) = valSem then
    Ans  $\leftarrow$  Ans  $\cup$   $\{\vec{a}\}$ 
  end if
end for
Output Ans
```

---

- IAR-facts also maintain two sets of X-IAR and non-X-IAR facts. For each answer, it checks whether the facts in the union of the causes are X-IAR or not with a weighted MaxSAT solver, then it checks whether some answer cause contains only such facts.

---

**Algorithm 8** Cause-by-cause

---

**Input:** semantics Sem  $\in$  {brave, IAR}, repair type X, directed conflict graph  $\mathcal{G}_{\mathcal{K}_{\succ}}$ , set of potential answers  $PotAns$  and their causes  $\{Causes(q(\vec{a}), \mathcal{K}) \mid \vec{a} \in PotAns\}$

**Output:** set  $Ans$  of answers to  $q$  over  $\mathcal{K}_{\succ}$  under X-Sem

```
Ans  $\leftarrow$   $\emptyset$ 
for all  $\vec{a} \in PotAns$  do
  for all  $\mathcal{C} \in Causes(q(\vec{a}), \mathcal{K})$ , if  $\vec{a} \notin Ans$  do
     $\varphi \leftarrow \Phi_{X\text{-Sem}}(\mathcal{C})$ 
    if SAT( $\varphi$ ) = valSem then
      Ans  $\leftarrow$  Ans  $\cup$   $\{\vec{a}\}$ 
    end if
  end for
end for
Output Ans
```

---

---

**Algorithm 9** IAR-causes

---

**Input:** repair type  $X$ ,  $\mathcal{G}_{\mathcal{K}_>}$ , set of potential answers  $PotAns$  and their causes  $\{Causes(q(\vec{a}), \mathcal{K}) \mid \vec{a} \in PotAns\}$

**Output:** set  $Ans$  of answers to  $q$  over  $\mathcal{K}_>$  under X-IAR semantics

$Ans \leftarrow \emptyset$

$IARfacts \leftarrow \emptyset$

$nonIARfacts \leftarrow \emptyset$

**for all**  $\vec{a} \in PotAns$  **do**

**for all**  $\mathcal{C} \in Causes(q(\vec{a}), \mathcal{K})$ , if  $\vec{a} \notin Ans$  and  $\mathcal{C} \cap nonIARfacts = \emptyset$  **do**

$\mathcal{C} \leftarrow \mathcal{C} \setminus IARfacts$

**if**  $\mathcal{C} = \emptyset$  **then**

$Ans \leftarrow Ans \cup \{\vec{a}\}$

**else**

$IARCause \leftarrow \text{true}$

**for all**  $\alpha \in \mathcal{C}$ , if  $IARCause = \text{true}$  **do**

$\varphi \leftarrow \Phi_{X-IAR}(\alpha)$

**if**  $SAT(\varphi) = \text{UNSAT}$  **then**

$IARfacts \leftarrow IARfacts \cup \{\alpha\}$

**else**

$nonIARfacts \leftarrow nonIARfacts \cup \{\alpha\}$

$IARCause \leftarrow \text{false}$

**end if**

**end for**

**if**  $IARCause = \text{true}$  **then**

$Ans \leftarrow Ans \cup \{\vec{a}\}$

**end if**

**end if**

**end for**

**end for**

Output  $Ans$

---

---

**Algorithm 10** IAR-facts

---

**Input:** repair type  $X$ ,  $\mathcal{G}_{\mathcal{K}_>}$ , set of potential answers  $PotAns$  and their causes  $\{Causes(q(\vec{a}), \mathcal{K}) \mid \vec{a} \in PotAns\}$

**Output:** set  $Ans$  of answers to  $q$  over  $\mathcal{K}_>$  under X-IAR semantics

$Ans \leftarrow \emptyset$

$IARfacts \leftarrow \emptyset$

$nonIARfacts \leftarrow \emptyset$

**for all**  $\vec{a} \in PotAns$  **do**

$RelevantFacts \leftarrow \bigcup_{C \in Causes(q(\vec{a}), \mathcal{K})} C \setminus (IARfacts \cup nonIARfacts)$

$\varphi \leftarrow \Psi_{X-IAR}(RelevantFacts) \wedge \bigwedge_{\alpha \in RelevantFacts} y_\alpha$

$moreNonIAR \leftarrow \text{true}$

$assumedLiterals \leftarrow \emptyset$

$newNonIAR \leftarrow \emptyset$

**while**  $moreNonIAR = \text{true}$  and  $newNonIAR \neq RelevantFacts$  **do**

$moreNonIAR \leftarrow \text{false}$

$optModel \leftarrow \text{MaxSAT}(\varphi, assumedLiterals)$

**for all**  $\alpha \in RelevantFacts$  **do**

**if**  $optModel \models y_\alpha$  **then**

$moreNonIAR \leftarrow \text{true}$

$newNonIAR \leftarrow newNonIAR \cup \{\alpha\}$

$assumedLiterals \leftarrow assumedLiterals \cup \{\neg y_\alpha\}$

**end if**

**end for**

**end while**

$IARfacts \leftarrow IARfacts \cup RelevantFacts \setminus newNonIAR$

$nonIARfacts \leftarrow nonIARfacts \cup newNonIAR$

**for all**  $C \in Causes(q(\vec{a}), \mathcal{K})$ , if  $\vec{a} \notin Ans$  **do**

$C \leftarrow C \setminus IARfacts$

**if**  $C = \emptyset$  **then**

$Ans \leftarrow Ans \cup \{\vec{a}\}$

**end if**

**end for**

**end for**

Output  $Ans$

---

## D Details on Experimental Setting

### D.1 KBs Description

**CQAPri benchmark** We refer to section 3.1.1 of (Bourgaux 2016) for the detailed description of the CQAPri benchmark DL-Lite ontology, datasets and queries. Note that while the queries are given as CQs, they correspond to UCQs when rewritten according to the ontology. We use the 18 datasets named  $uXcY$  with  $X \in \{1, 5, 20\}$  and  $Y \in \{1, 5, 10, 20, 30, 50\}$ . Parameters  $X$  and  $Y$  are related to the size and the proportion of assertions involved in some conflicts respectively (the higher the bigger), and the datasets are such that  $uXcY \subseteq uXcY'$  for  $Y \leq Y'$  and  $uXcY \subseteq uX'cY$  for  $X \leq X'$ . Their sizes range from 75K to 2M facts and their proportions of facts involved in some conflict are between 3% and 46%. The conflicts graphs contain from 2,373 to 946,819 facts and from 2,314 to 3,130,377 conflicts. In the smallest conflict graph ( $u1c1$ ), each of the facts is in conflict with between 1 and 614 facts with an average of 2. In the largest one ( $u20c50$ ), each of the facts is in conflict with between 1 and 744 facts with an average of 6.6.

**Food Inspection dataset** The Food Inspection dataset contains data about inspection of food establishments in New York and Chicago taken from (Dat c) and (Dat a). The original data is in two csv files of respectively 399,961 and 213,606 rows and 26 and 17 columns. We use the database schema and queries proposed in (Dixit and Kolaitis 2019): the data is decomposed into four relations with some key constraints and one functional dependency. All details are provided in Figure 5. We modified query  $q5$  because the value *Fail* is not used in the New York dataset, so we keep only the first CQ of the original UCQ; and we don't report experiments using  $q1$  (which is the Boolean version of  $q2$ ) because it trivially hold under all semantics as it has causes without any conflict, and is thus not interesting in the scope of this paper. In total, the dataset contains more than 523K facts. Compared to the setting of (Dixit and Kolaitis 2019), our dataset is a bit larger because the original datasets have been extended with new entries since then. The conflict graph contains 192,028 facts (37% of the facts are in some conflict) and 219,854 conflicts. Each of the conflict graph facts is in conflict with between 1 and 566 facts with an average of 2.3.

Relation		#facts
NY_Insp(LicenseNo,Risk,InspDate,InspType,Result)		241,419
CH_Insp(LicenseNo,Risk,InspDate,InspType,Result)		212,907
NY_Rest(Name, LicenseNo, Cuisine, Address, Zip)		28,878
CH_Rest(Name, LicenseNo, Facility, Address, Zip)		40,375
Constraint	Type	#facts in violations
NY_Insp(LicenseNo,InspDate,InspType $\rightarrow$ Risk, Result)	Key	182,510
CH_Insp(LicenseNo,InspDate,InspType $\rightarrow$ Risk, Result)	Key	1,155
NY_Rest(LicenseNo $\rightarrow$ Name, Cuisine, Address, Zip)	Key	0
CH_Rest(LicenseNo $\rightarrow$ Name, Facility, Address, Zip)	Key	2,390
CH_Rest(Name $\rightarrow$ Zip)	FD	6,294

$$\begin{aligned}
 q2(x) &= \text{NY\_Rest}(x, \_, \_, \_, \_) \wedge \text{CH\_Rest}(x, \_, \_, \_, \_) \\
 q3(x) &= \text{NY\_Rest}(x, y, \_, \_, \_) \wedge \text{CH\_Rest}(x, y', \_, \_, \_) \wedge \text{NY\_Insp}(y, \_, z, \_, \_) \wedge \text{CH\_Insp}(y', \_, z, \_, \_) \\
 q4(x, y) &= \text{CH\_Rest}(x, y, \_, \_, \_) \wedge \text{CH\_Insp}(y, \_, \_, \_, \textit{Pass}) \\
 q5(x) &= \text{CH\_Rest}(x, y, \_, \_, \_) \wedge \text{CH\_Insp}(y, \_, \_, \_, \textit{Fail}) \\
 q6(x, y) &= \text{CH\_Rest}(x, \_, \_, \_, y) \wedge \text{NY\_Rest}(x, z, \_, \_, \_) \wedge \text{NY\_Insp}(z, \textit{NotCritical}, \_, \_, \_)
 \end{aligned}$$

Figure 5: Food Inspection dataset: database schema, constraints and queries. In the queries,  $\_$  denotes existentially quantified variables that are not shared among atoms and free variables are given in query heads.

**Physicians dataset** We build the Physicians dataset from the National Downloadable File provided by the Centers for Medicare & Medicaid Services (CMS) (Dat b). It contains information on medical professionals and the organizations they are associated with. The original data is a csv file of 2,214,220 rows and 40 columns. We decomposed it into seven relations, added some reasonable key constraints and functional dependencies and design some queries. All details are provided in Figure 6. In total, the dataset contains more than 8,254K facts. The conflict graph contains 183,387 facts (2% of the facts are in some conflict) and 2,708,718 conflicts. Each of the conflict graph facts is in conflict with between 1 and 2,069 facts with an average of 29.5.

### D.2 Construction of Input Files

To obtain the potential answers and their causes, we put the data in relational databases that we query with ProVSQL, a PostgreSQL extension which provides us with the answer causes (Senellart et al. 2018). For the CQAPri benchmark, we first

Relation	#facts
Physicians(npi, ind_pac_id, ind_enrl_id, lst_nm, frst_nm, mid_nm, suff, gndr)	1,194,300
PrimarySpecialty(npi, pri_spec)	1,150,513
SecondarySpecialty(npi, sec_spec)	154,570
Credentials(npi, cred, med_sch, grd_yr)	1,146,083
GroupPractice(npi, org_nm, org_pac_id, num_org_mem, adr_ln_1, adr_ln_2, cty, st, zip)	2,214,129
HospAffiliation(npi, hosp_afl, hosp_afl_lbn)	1,248,351
Assignment(npi, ind_assgn)	1,146,086

Constraint	Type	#facts in violations
Physicians(npi → ind_pac_id, ind_enrl_id, lst_nm, frst_nm, mid_nm, suff, gndr)	Key	91,408
PrimarySpecialty(npi → pri_spec)	Key	8,800
Credentials(npi → cred, med_sch, grd_yr)	Key	0
GroupPractice(zip → cty, st)	FD	83,179
HospAffiliation(hosp_afl → hosp_afl_lbn)	FD	0
Assignment(npi → ind_assgn)	Key	0

- $q1(x) = \text{PrimarySpecialty}(x, \text{INTERNAL MEDICINE}) \wedge \text{Assignment}(x, Y) \wedge \text{GroupPractice}(x, -, -, -, -, -, AZ, -)$   
 $q2(x) = \text{Physicians}(x, -, -, -, -, -, M) \wedge \text{Credentials}(x, MD, -, -)$   
 $\quad \wedge \text{PrimarySpecialty}(x, \text{HAND SURGERY}) \wedge \text{SecondarySpecialty}(x, \text{ORTHOPEDIC SURGERY})$   
 $q3(x, y) = \text{Physicians}(z, -, -, y, x, -, -, -) \wedge \text{GroupPractice}(z, -, -, -, -, -, NEW YORK, -, -)$   
 $q4(x, x') = \text{GroupPractice}(x, -, -, -, -, -, TX, -) \wedge \text{GroupPractice}(x', -, -, -, -, -, TX, -) \wedge$   
 $\quad \text{Credentials}(x, MD, y, -) \wedge \text{Credentials}(x', MD, y, -) \wedge \text{HospAffiliation}(x, z, -) \wedge \text{HospAffiliation}(x', z, -)$   
 $q5(x, x') = \text{PrimarySpecialty}(x, y) \wedge \text{PrimarySpecialty}(x', y) \wedge$   
 $\quad \text{Credentials}(x, -, \text{COLUMBIA U.C. PHYSICIANS AND SURGEONS}, z) \wedge$   
 $\quad \text{Credentials}(x', -, \text{COLUMBIA U.C. PHYSICIANS AND SURGEONS}, z) \wedge$   
 $\quad \text{Physicians}(x, -, -, -, -, -, F) \wedge \text{Physicians}(x', -, -, -, -, -, F)$   
 $q6(x, x') = \text{Physicians}(x, -, -, y, -, -, -) \wedge \text{Physicians}(x', -, -, y, -, -, -) \wedge$   
 $\quad \text{GroupPractice}(x, -, -, -, -, -, WA, -) \wedge \text{GroupPractice}(x', -, -, -, -, -, OR, -)$

Figure 6: Physicians dataset: database schema, constraints and queries. In the queries,  $-$  denotes existentially quantified variables that are not shared among atoms and free variables are given in query heads.

rewrite the conjunctive queries w.r.t. the ontology into union of conjunctive queries with **Rapid** (Chortaras, Trivela, and Stamou 2011). We refer to section 3.1.1 of (Bourgaux 2016) for details on the rewritten queries.

We build the conflict graphs in a similar fashion, using ‘conflict queries’ that ask whether some constraint is not satisfied by the dataset. The cause of this queries are precisely the conflicts of the KB.

**Remark 2.** We did not measure the time needed to compute the conflict graph or the causes of a query since our focus is on the comparison of the answer filtering algorithms. However such times are reported for the CQAPri benchmark in (Bourgaux 2016). In particular, the time for the construction of conflict graphs ranged from 2 to 40 seconds for the databases we consider here. Note that the computation of the conflict graph and causes for answers depends on the logic / constraints considered, contrary to the filtering step we consider here.

### D.3 Sizes of Query Answers and Causes Files

Table 3 gives the size of the files that contain the potential answers and their causes for the Food Inspection and Physicians datasets and four example datasets of the CQAPri benchmark, with minimal and maximal sizes and minimal and maximal proportion of facts in conflicts: u1c1, u1c50, u20c1, u20c50.

### D.4 Priority Relations and Sizes of Directed Conflict Graphs

We build score-structured priority relations by randomly assigning to each fact a score between 1 and  $n$ . To construct a priority relation that is not score-structured, we consider each conflict and assign a random direction to the corresponding edge in the conflict graph with a probability  $p$ , except if doing so creates a cycle. We finally check if we got a non score-structured preference relation.

	u1c1	u1c50	u20c1	u20c50	
q1	2,106	2,120	57,498	57,857	
q2	1,673	1,768	44,465	47,158	
q3	19	19	19	19	
q4	10,427	10,664	259,050	264,861	
q5	27	32	27	32	
q6	36	51	36	51	
q7	5	6	5	6	
q8	0	0	7	7	
q9	173	217	4,683	5,791	
q10	0.2	0.5	10	11	
q11	69	73	1,871	2,000	
q12	162	174	3,823	4,123	
q13	87	97	2,368	2,635	
q14	17	17	440	440	
q15	16	16	439	447	
q16	4,171	4,295	114,364	121,492	
q17	1	1	35	40	
q18	1,615	1,664	44,242	45,286	
q19	0	0	14	301	
q20	3	3	3	3	

Food Inspection	
q2	3,692
q3	244
q4	7,016
q5	3,007
q6	22,258

Physicians	
q1	234
q2	38
q3	1,692
q4	351,060
q5	459
q6	66,196

Table 3: Answers and causes file size in kB.

	no priority	score $n = 2$	score $n = 5$	non score $p = 0.5$	non score $p = 0.8$
Food Inspection	439,708	329,909	263,868	356,446	308,856
Physicians	5,417,436	4,063,007	3,250,863	4,621,295	4,186,468

	u1c1	u1c50	u20c1	u20c50
no priority	4,628	162,608	146,424	6,260,754
score $n = 5$	2,810	97,677	87,760	3,756,160
non score $p = 0.8$	3,140	109,292	102,025	4,326,325

Table 4: Number of edges in directed conflict graphs, depending on the priority relation.

On the Food Inspection and Physicians datasets, we build four priority relations: two score-structured with  $n=2$  and  $n=5$  respectively, and two non score-structured with  $p=0.5$  and  $p=0.8$  respectively. In the case of the CQAPri benchmark, we build only two priority relations (score-structured with  $n=5$  and non score-structured with  $p=0.8$ ) on our biggest dataset (u20c50), then propagate them to the other datasets. We check that the non score-structured relation is not score-structured already on u1c30 and on u5c1. For datasets u1cY with  $Y < 30$ , there is no cycles in the conflict graph so all possible priority relations are actually score-structured.

The size of the directed conflict graph (that contains both edges  $(\alpha, \beta)$  and  $(\beta, \alpha)$  if  $\{\alpha, \beta\} \in Conf(\mathcal{K})$  and  $\alpha \not\succeq \beta$  and  $\beta \not\succeq \alpha$ , and contains a single edge  $(\alpha, \beta)$  if  $\{\alpha, \beta\} \in Conf(\mathcal{K})$  and  $\beta \succ \alpha$ ) is roughly equal to  $\frac{n+1}{2n}$  of the original conflict graph for score-structured priority with  $n$  levels (since the probability of having  $\alpha \succ \beta$  or  $\beta \succ \alpha$ , hence keeping only one of the edges  $(\alpha, \beta)$  and  $(\beta, \alpha)$  is  $\frac{n-1}{n}$ , so that  $\frac{n-1}{2n}$  of the edges are removed). In the case of non-structured priority, because of the acyclicity condition, the proportion of edges removed is a bit less than  $\frac{p}{2}$ , so the size of the directed conflict graph is greater than  $\frac{2-p}{2}$ . We chose our two values of  $n$  and  $p$  so that  $\frac{n+1}{2n} = \frac{2-p}{2}$ . Table 4 reports the actual sizes of the directed conflict graphs.

## E Details on Experimental Evaluation

### E.1 Number of Answers Under the Different Semantics

Table 5 shows the number of answers that hold under the different semantics we consider in four example datasets u1c1, u1c50, u20c1 and u20c50 of the CQAPri benchmark in the case of classical repairs (no priority relation): (plain) IAR semantics, AR semantics but not IAR semantics, brave semantics but not AR semantics, and potential answers that would hold in the dataset without any constraints but do not hold under brave semantics.

Tables 6, 7 and 8 show the number of answers that hold under the different semantics we consider in the case of optimal repairs with the score-structured and non score-structured priority relations respectively: answers that are trivially X-IAR (some cause contains only facts that do not have outgoing edges in the directed conflict graph), X-IAR answers that are not trivially X-IAR, X-AR answers that are not X-IAR, X-brave answers that are not X-AR, and potential answers that do not hold under X-brave semantics.

Tables 9, 10, 11 and 12, 13, 14 show the number of answers in the different classes for the different priority relations and repair types on the Food Inspection dataset and Physicians dataset respectively. The empty cells correspond to cases where we were not able to compute the answers under the required semantics in our time and memory limits.

**Classical v.s. optimal repairs** In the CQAPri benchmark, without priority relation, a lot of queries do not have any AR answers that are not trivial, making trivial answers a good approximation (computable in polynomial time) of AR in many cases (this is not the case for the Food Inspection and Physicians datasets). This is not true when using optimal repairs: in big datasets or datasets with a lot of conflicts, most queries have (a lot of) answers that hold under X-AR/X-IAR while not being trivial. Hence, even if there are more answers that are trivially true when using priority relations than without, it seems even more useful to actually compute these answers rather than going for the polynomial lower bound given by the trivial answers.

While there are very few potential answers that are not brave under the classical semantics, there are very common with optimal repairs.

**Pareto- v.s. completion-optimal repairs** We were not able to compute answers for completion-optimal repairs on the Food Inspection dataset and most of the queries of the CQAPri benchmark. For the few queries of the CQAPri benchmark for which we manage to compute them, they coincide with those obtained with Pareto-optimal repairs. On the Physicians dataset, we manage to compute the answers with completion-optimal repairs for five queries out of six (only under C-IAR semantics for one of them), and two of them differ from those obtained with Pareto-optimal repairs (q1 and q6).

Table 5: Number of answers in the different classes. CQAPri benchmark without priority relation.

	u1c1				u20c1			
	IAR	AR\IAR	brave\AR	not brave	IAR	AR\IAR	brave\AR	not brave
q1	20,029	0	380	0	532,331	0	12,776	0
q2	7,215	20	12	0	189,186	228	1,019	0
q3	85	0	0	0	85	0	0	0
q4	78,101	0	5,636	0	1,123,422	0	944,364	0
q5	10	0	0	0	10	0	0	0
q6	235	0	0	0	235	0	0	0
q7	136	0	1	0	91	0	46	0
q8	0	0	0	0	0	0	31	0
q9	1,291	3	80	0	33,433	60	2,714	5
q10	0	0	3	0	0	0	58	0
q11	534	0	4	0	14,331	0	145	0
q12	1,180	11	10	0	7,082	218	251	0
q13	1,069	3	8	0	28,891	64	204	0
q14	191	0	4	0	4,785	0	166	0
q15	405	0	102	0	12,050	0	1,702	0
q16	13,545	0	3,987	0	396,411	0	72,138	0
q17	0	0	1	0	27	0	10	0
q18	3,107	0	66	0	81,760	0	1,342	0
q19	0	0	0	0	0	0	1	0
q20	50	0	0	0	50	0	0	0

	u1c50				u20c50			
	IAR	AR\IAR	brave\AR	not brave	IAR	AR\IAR	brave\AR	not brave
q1	6,646	19	13,747	0	187,504	758	356,922	0
q2	4,728	887	2,087	0	127,098	23,819	52,117	0
q3	0	0	87	0	0	0	87	0
q4	4,806	0	80,839	0	0	0	2,114,007	0
q5	0	0	10	0	0	0	10	0
q6	0	0	342	0	0	0	342	0
q7	0	0	149	0	0	0	149	0
q8	0	0	0	0	0	0	32	0
q9	783	116	741	5	21,462	267	21,419	156
q10	0	0	7	0	0	0	66	0
q11	385	7	236	0	10,329	267	6,373	0
q12	802	345	350	0	5,395	991	8,769	0
q13	783	169	351	0	21,471	4,185	9,430	0
q14	36	0	159	0	1,007	0	3,944	0
q15	0	0	515	0	54	0	13,946	0
q16	0	0	17,532	0	585	0	467,964	0
q17	0	0	1	0	0	0	39	0
q18	1,319	0	1,871	0	34,795	0	48,770	0
q19	0	0	0	0	0	0	20	0
q20	0	0	50	0	0	0	50	0



Table 6: Number of answers in the different classes. CQAPri benchmark with optimal repairs for a score-structured priority relation.

	u1c1					u20c1				
	Triv.	IAR\Triv.	AR\IAR	brave\AR	not brave	Triv.	IAR\Triv.	AR\IAR	brave\AR	not brave
q1	20,159	103	0	147	0	537,616	4,842	0	2,597	52
q2	7,237	0	0	4	6	189,730	271	35	192	205
q3	85	0	0	0	0	85	0	0	0	0
q4	81,691	1,087	0	735	224	1,458,368	411,269	0	195,919	2,230
q5	10	0	0	0	0	10	0	0	0	0
q6	235	0	0	0	0	235	0	0	0	0
q7	137	0	0	0	0	109	23	0	5	0
q8	0	0	0	0	0	26	5	0	0	0
q9	1,319	49	0	1	5	34,046	1,546	20	490	110
q10	3	0	0	0	0	46	12	0	0	0
q11	538	0	0	0	0	14,418	2	0	25	31
q12	1,193	0	2	0	6	7,324	0	39	41	147
q13	1,075	1	0	1	3	28,997	26	13	30	93
q14	192	3	0	0	0	4,832	84	0	31	4
q15	462	45	0	0	0	12,710	716	0	321	5
q16	14,865	2,542	0	120	5	413,167	40,759	0	13,457	1,166
q17	1	0	0	0	0	29	8	0	0	0
q18	3,156	1	0	6	10	82,605	193	0	265	39
q19	0	0	0	0	0	1	0	0	0	0
q20	50	0	0	0	0	50	0	0	0	0

	u1c50					u20c50				
	Triv.	IAR\Triv.	AR\IAR	brave\AR	not brave	Triv.	IAR\Triv.	AR\IAR	brave\AR	not brave
q1	10,886	4,779	0	4,607	140	299,662	132,026	39	109,776	3,681
q2	6,103	692	186	477	244	164,305	16,077	4,181	11,362	7,109
q3	0	0	0	86	1	0	0	0	86	1
q4	11,611	25,893	0	32,274	15,867	449	13,847			
q5	0	6	0	4	0	0	6	0	4	0
q6	134	83	11	53	61	134	83	11	53	61
q7	0	0	0	137	12	0	0	0	143	6
q8	0	0	0	0	0	0	0	0	32	0
q9	1,014	105	34	338	154	26,100	2,014	138	11,020	4,032
q10	3	0	0	3	1	0	0	0	62	4
q11	522	7	0	62	37	14,132	201	11	1,477	1,148
q12	1,087	6	88	85	231	6,192	25	820	2,583	5,535
q13	1,030	42	38	82	111	27,831	1,173	769	2,048	3,265
q14	52	80	0	55	8	1,684	1,798	0	1,314	155
q15	41	59	0	410	5	1,368	2,907	0	9,529	196
q16	237	1,914	0	15,121	260	5,484	100,709	0		
q17	0	1	0	0	0	0	0	0	34	5
q18	2,237	424	0	432	97	59,929	8,935	3	12,431	2,267
q19	0	0	0	0	0	0	1	0	9	10
q20	0	0	0	50	0	0	0	0	50	0

Table 7: Number of answers in the different classes. CQAPri benchmark with a non score-structured priority relation. Pareto-optimal repairs.

	u1c1					u20c1				
	Triv.	IAR\Triv.	AR\IAR	brave\AR	not brave	Triv.	IAR\Triv.	AR\IAR	brave\AR	not brave
q1	20,187	222	0	0	0	537,105	7,905	0	89	8
q2	7,242	0	0	0	5	189,733	446	16	51	187
q3	85	0	0	0	0	85	0	0	0	0
q4	78,477	3,282	0	1,978	0	1,298,399	766,010	0	2,861	516
q5	10	0	0	0	0	10	0	0	0	0
q6	235	0	0	0	0	235	0	0	0	0
q7	137	0	0	0	0	99	38	0	0	0
q8	0	0	0	0	0	10	21	0	0	0
q9	1,319	49	0	0	6	33,718	2,354	10	26	104
q10	1	2	0	0	0	16	42	0	0	0
q11	537	0	0	0	1	14,438	1	0	7	30
q12	1,190	1	4	0	6	7,377	0	0	2	172
q13	1,073	1	0	0	6	29,003	33	8	21	94
q14	192	3	0	0	0	4,826	121	0	4	0
q15	453	54	0	0	0	12,551	1,194	0	1	6
q16	13,921	3,606	0	0	5	402,433	64,516	0	1,532	68
q17	0	1	0	0	0	31	6	0	0	0
q18	3,168	0	0	0	5	82,727	332	0	25	18
q19	0	0	0	0	0	0	0	0	0	1
q20	50	0	0	0	0	50	0	0	0	0

	u1c50					u20c50				
	Triv.	IAR\Triv.	AR\IAR	brave\AR	not brave	Triv.	IAR\Triv.	AR\IAR	brave\AR	not brave
q1	10,482	9,695	0	198	37	288,373		248,874	6,865	1,072
q2	6,128	1,121	60	97	296	165,408		27,035	2,465	8,126
q3	0	84	0	3	0	0		84	3	0
q4	9,288	48,626	0	21,468	6,263					
q5	4	6	0	0	0	4	6	0	0	0
q6	49	207	0	17	69	49	207	0	17	69
q7	2	117	2	22	6	0		132	12	5
q8	0	0	0	0	0	0	32	0	0	0
q9	988	356	22	109	170	26,426		10,695	1,533	4,650
q10	1	2	0	0	4	0	59	0	0	7
q11	543	21	0	21	43	14,782		506	400	1,281
q12	1,046	44	104	5	298	6,217		1,186	207	7,545
q13	1,012	86	23	38	144	27,816		2,445	945	3,880
q14	48	141	0	4	2	1,461		3,307	144	39
q15	27	478	0	3	7	599		13,106	68	227
q16	37	16,994	0	428	73	1,355		441,157		
q17	0	1	0	0	0	0	25	0	11	3
q18	2,422	641	0	84	43	63,922		16,879	1,922	842
q19	0	0	0	0	0	0	3	0	2	15
q20	0	50	0	0	0	0	50	0	0	0

Table 8: Number of answers in the different classes. CQAPri benchmark with a non score-structured priority relation. Completion-optimal repairs.

u1c1						u20c1				
Triv.	IAR\Triv.	AR\IAR	brave\AR	not brave		Triv.	IAR\Triv.	AR\IAR	brave\AR	not brave
q2	7,242	0	0	0	5					
q3	85	0	0	0	0	85	0	0	0	0
q5	10	0	0	0	0	10	0	0	0	0
q6	235	0	0	0	0	235	0	0	0	0
q7	137	0	0	0	0					
q8	0	0	0	0	0	10	21	0	0	0
q10	1	2	0	0	0					
q11	537	0	0	0	1	14,438	1	0	7	30
q13	1,073	1	0	0	6					
q14	192	3	0	0	0					
q18	3,168	0	0	0	5					
q19	0	0	0	0	0	0	0	0	0	1
q20	50	0	0	0	0	50	0	0	0	0

u1c50					u20c50				
Triv.	IAR\Triv.	AR\IAR	brave\AR	not brave	Triv.	IAR\Triv.	AR\IAR	brave\AR	not brave
q8	0	0	0	0					
q10	1	2							
q19	0	0	0	0					

Table 9: Number of answers in the different classes. Food Inspection dataset without priority relation.

	IAR	AR\IAR	brave\AR	not brave
q2	306	126	18	0
q3	4	7	41	0
q4	24,842	109	7,046	0
q5	14,371	478	2,077	0
q6	177	0	885	0

Table 10: Number of answers in the different classes. Food Inspection dataset with score-structured priorities.

(a) Score-structured priority relation ( $n = 2$ ). Optimal repairs.

	Triv.	IAR\Triv.	AR\IAR	brave\AR	not brave
q2	343	1	92	8	6
q3	8	0	7	30	7
q4	25,723	142	60	4,256	1,816
q5	14,944	36	317	1,101	528
q6	280	1	0	502	279

(b) Score-structured priority relation ( $n = 5$ ). Optimal repairs.

	Triv.	IAR\Triv.	AR\IAR	brave\AR	not brave
q2	383	2	51	4	10
q3	15	0	5	18	14
q4	26,367	239	27	2,098	3,266
q5	15,376	58	182	472	838
q6	331	1	0	233	497

Table 11: Number of answers in the different classes. Food Inspection dataset with non score-structured priorities. In the case of completion-optimal repairs (both for  $p = 0.5$  and  $p = 0.8$ ), all queries run out of time or memory.

(a) Priority relation not score-structured ( $p = 0.5$ ). Pareto-optimal repairs.

	Triv.	IAR\Triv.	AR\IAR	brave\AR	not brave
q2	335	14	86	11	4
q3	6	1	11	23	11
q4	25,649	353	60	3,517	2,418
q5	14,919	131	340	864	672
q6	274	13	0	326	449

(b) Priority relation not score-structured ( $p = 0.8$ ). Pareto-optimal repairs.

	Triv.	IAR\Triv.	AR\IAR	brave\AR	not brave
q2	357	38	46	3	6
q3	11	8	6	10	17
q4	26,170	570	23	1,868	3,366
q5	15,262	231	167	388	878
q6	306	31	0	172	553

Table 12: Number of answers in the different classes. Physicians dataset without priority relation.

	IAR	AR\IAR	brave\AR	not brave
q1	1,655	7	77	0
q2	290	20	7	0
q3	16,827	854	16	0
q4	326,021	9	6,371	12
q5	3,056	114	18	0
q6	144,731	24,345	946	0

Table 13: Number of answers in the different classes. Physicians dataset with score-structured priorities.

(a) Score-structured priority relation ( $n = 2$ ). Optimal repairs.

	Triv.	IAR\Triv.	AR\IAR	brave\AR	not brave
q1	1,668	0	7	48	16
q2	300	0	11	5	1
q3	17,239	2	445	9	2
q4	326,380	494	85	4,900	554
q5	3,109	0	65	12	2
q6	156,267	2	12,877	876	0

(b) Score-structured priority relation ( $n = 5$ ). Optimal repairs.

	Triv.	IAR\Triv.	AR\IAR	brave\AR	not brave
q1	1,679	1	7	29	23
q2	311	0	3	3	0
q3	17,506	2	181	5	3
q4	327,641	861	85	2,630	1,196
q5	3,145	0	39	0	4
q6	163,722	113	5,545	498	144

Table 14: Number of answers in the different classes. Physicians dataset with non score-structured priorities.

(a) Priority relation not score-structured ( $p = 0.5$ ). Pareto-optimal repairs.

	Triv.	IAR\Triv.	AR\IAR	brave\AR	not brave
q1	1,671	1	7	45	15
q2	303	0	10	1	3
q3	17,257	19	412	5	4
q4	326,973	1,134	85	3,643	578
q5	3,111	0	59	10	8
q6	156,422	797	12,013	671	119

(b) Priority relation not score-structured ( $p = 0.5$ ). Completion-optimal repairs.

	Triv.	IAR\Triv.	AR\IAR	brave\AR	not brave
q1	1,671	23	0	30	15
q2	303	0	10	1	3
q3	17,257	19	412	5	4
q4	326,973				
q5	3,111	0	59	10	8
q6	156,422	1,277			

(c) Priority relation not score-structured ( $p = 0.8$ ). Pareto-optimal repairs.

	Triv.	IAR\Triv.	AR\IAR	brave\AR	not brave
q1	1,680	5	7	25	22
q2	305	0	7	1	4
q3	17,503	32	158	2	2
q4	326,823	874	85	3,505	1,126
q5	3,154	1	27	4	2
q6	163,563	1,009	4,778	661	11

(d) Priority relation not score-structured ( $p = 0.8$ ). Completion-optimal repairs.

	Triv.	IAR\Triv.	AR\IAR	brave\AR	not brave
q1	1,680	24	0	13	22
q2	305	0	7	1	4
q3	17,503	32	158	2	2
q4	326,823				
q5	3,154	1	27	4	2
q6	163,563	1,358			

## E.2 Running Times of All Algorithms and Encodings for Each Semantics

We present for all semantics the total query answers filtering times for each possible combination of algorithm and encoding. These times include the time needed to handle the self-inconsistent facts, the answers that are trivially IAR, and filter the remaining answers with the considered algorithm and encoding. For each dataset and query, the best time is written in bold red and the ‘close to best times’, i.e., times that are not longer than the best time by more than 50ms or by more than 10% of the best time, are highlighted with a grey background.

For the CQAPri benchmark, we present the results for the four datasets u1c1, u1c50, u20c1 and u20c50, which have the smallest and biggest sizes and smallest and highest proportion of facts involved in some conflict.

Table 15: Query answers filtering time in milliseconds: (plain) AR semantics on u1c1.

	q1	q2	q3	q4	q5	q6	q7	q8	q9	q10
Alg. 4 neg <sub>1</sub>	228	78	27	755	24	30	<b>30</b>	25	95	<b>36</b>
Alg. 4 neg <sub>2</sub>	271	<b>60</b>	26	909	25	28	31	27	100	37
Alg. 5 neg <sub>1</sub>	147	78	<b>7</b>	293	7	<b>8</b>	44	7	79	45
Alg. 5 neg <sub>2</sub>	155	75	<b>7</b>	287	<b>6</b>	<b>8</b>	51	<b>6</b>	73	47
Alg. 6 neg <sub>1</sub>	<b>136</b>	100	34	<b>233</b>	41	40	43	42	<b>71</b>	45
Alg. 6 neg <sub>2</sub>	140	91	50	242	48	42	51	40	94	49
Alg. 7 neg <sub>1</sub>	451	96	41	7,716	39	39	48	36	139	46
Alg. 7 neg <sub>2</sub>	572	94	36	9,592	33	34	47	38	160	45
	q11	q12	q13	q14	q15	q16	q17	q18	q19	q20
Alg. 4 neg <sub>1</sub>	43	<b>74</b>	50	<b>39</b>	91	738	<b>37</b>	95	24	27
Alg. 4 neg <sub>2</sub>	<b>34</b>	79	<b>46</b>	41	98	914	<b>37</b>	97	24	25
Alg. 5 neg <sub>1</sub>	64	158	66	49	56	271	47	78	8	<b>7</b>
Alg. 5 neg <sub>2</sub>	60	149	61	57	60	283	48	<b>67</b>	<b>7</b>	<b>7</b>
Alg. 6 neg <sub>1</sub>	50	307	54	49	<b>49</b>	<b>213</b>	48	72	39	42
Alg. 6 neg <sub>2</sub>	50	309	68	43	61	216	47	68	38	42
Alg. 7 neg <sub>1</sub>	53	166	70	52	142	4,920	47	138	41	32
Alg. 7 neg <sub>2</sub>	60	144	75	54	146	11,845	48	144	34	37

Table 16: Query answers filtering time in milliseconds: (plain) AR semantics on u1c50.

	q1	q2	q3	q4	q5	q6	q7	q8	q9	q10
Alg. 4 neg <sub>1</sub>	2,605	<b>913</b>	178	4,548	<b>79</b>	250	165	37	<b>504</b>	61
Alg. 4 neg <sub>2</sub>	2,522	953	193	4,793	88	278	183	36	566	<b>59</b>
Alg. 5 neg <sub>1</sub>	974	1,511	91	2,709	83	124	90	<b>18</b>	1,235	70
Alg. 5 neg <sub>2</sub>	1,386	1,188	74	2,510	<b>79</b>	116	85	<b>18</b>	1,649	70
Alg. 6 neg <sub>1</sub>	<b>867</b>	3,270	<b>67</b>	<b>878</b>	80	104	83	43	29,949	62
Alg. 6 neg <sub>2</sub>	1,250	2,843	76	882	<b>79</b>	<b>93</b>	<b>82</b>	64	41,478	65
Alg. 7 neg <sub>1</sub>	77,447	5,606	189	t.o	123	493	258	53	2,098	88
Alg. 7 neg <sub>2</sub>	300,730	8,504	241	t.o	99	684	285	46	2,956	80
	q11	q12	q13	q14	q15	q16	q17	q18	q19	q20
Alg. 4 neg <sub>1</sub>	<b>214</b>	<b>531</b>	<b>320</b>	142	387	2,656	<b>43</b>	511	37	84
Alg. 4 neg <sub>2</sub>	226	560	323	160	396	3,034	47	591	36	101
Alg. 5 neg <sub>1</sub>	539	t.o	19,154	90	239	896	65	252	20	75
Alg. 5 neg <sub>2</sub>	1,155	t.o	23,946	121	196	920	63	255	<b>18</b>	69
Alg. 6 neg <sub>1</sub>	11,596	t.o	t.o	<b>71</b>	<b>192</b>	<b>637</b>	58	<b>196</b>	60	<b>68</b>
Alg. 6 neg <sub>2</sub>	18,641	t.o	t.o	94	193	844	68	245	52	79
Alg. 7 neg <sub>1</sub>	808	2,865	1,609	313	1,300	116,559	67	2,980	58	109
Alg. 7 neg <sub>2</sub>	1,067	4,461	1,697	394	1,484	456,847	56	6,725	60	137

Table 17: Query answers filtering time in milliseconds: (plain) AR semantics on u20c1.

	q1	q2	q3	q4	q5	q6	q7	q8	q9	q10
Alg. 4 neg <sub>1</sub>	2,090	505	79	53,688	69	65	132	123	620	125
Alg. 4 neg <sub>2</sub>	2,200	558	71	59,519	81	84	121	121	733	133
Alg. 5 neg <sub>1</sub>	955	602	36	288,261	35	34	<b>98</b>	104	<b>594</b>	107
Alg. 5 neg <sub>2</sub>	911	<b>501</b>	<b>35</b>	235,175	<b>30</b>	<b>29</b>	108	100	634	117
Alg. 6 neg <sub>1</sub>	<b>647</b>	980	95	<b>6,112</b>	95	84	105	<b>97</b>	3,696	<b>106</b>
Alg. 6 neg <sub>2</sub>	739	856	101	6,232	83	109	104	113	4,600	118
Alg. 7 neg <sub>1</sub>	53,813	1,543	88	t.o	97	76	147	136	4,174	142
Alg. 7 neg <sub>2</sub>	146,586	2,839	90	t.o	84	72	155	131	10,740	173
	q11	q12	q13	q14	q15	q16	q17	q18	q19	q20
Alg. 4 neg <sub>1</sub>	189	<b>550</b>	240	132	500	4,590	<b>85</b>	471	98	71
Alg. 4 neg <sub>2</sub>	188	587	<b>220</b>	159	501	5,354	109	564	97	60
Alg. 5 neg <sub>1</sub>	<b>184</b>	t.o	752	137	285	3,502	101	336	<b>79</b>	38
Alg. 5 neg <sub>2</sub>	252	t.o	838	97	<b>256</b>	3,530	112	329	105	<b>30</b>
Alg. 6 neg <sub>1</sub>	906	t.o	6,948	<b>83</b>	605	<b>1,513</b>	111	<b>259</b>	92	106
Alg. 6 neg <sub>2</sub>	1,672	t.o	7,521	110	629	1,738	91	323	114	98
Alg. 7 neg <sub>1</sub>	368	4,490	876	293	2,388	t.o	110	1,574	111	94
Alg. 7 neg <sub>2</sub>	589	8,260	1,166	455	3,675	t.o	93	3,520	80	64

Table 18: Query answers filtering time in milliseconds: (plain) AR semantics on u20c50.

	q1	q2	q3	q4	q5	q6	q7	q8	q9	q10
Alg. 4 neg <sub>1</sub>	<b>34,866</b>	<b>6,473</b>	334	277,664	276	503	441	346	<b>5,324</b>	349
Alg. 4 neg <sub>2</sub>	36,415	6,946	348	303,411	267	420	447	281	5,673	417
Alg. 5 neg <sub>1</sub>	t.o	1,040,239	276	1,177,335	277	284	331	256	t.o	307
Alg. 5 neg <sub>2</sub>	t.o	554,352	<b>253</b>	1,167,052	298	<b>259</b>	335	320	t.o	<b>248</b>
Alg. 6 neg <sub>1</sub>	t.o	t.o	312	34,194	<b>211</b>	278	<b>311</b>	<b>205</b>	t.o	277
Alg. 6 neg <sub>2</sub>	t.o	t.o	300	<b>15,615</b>	257	318	390	304	t.o	287
Alg. 7 neg <sub>1</sub>	t.o	t.o	360	t.o	238	502	602	251	685,691	327
Alg. 7 neg <sub>2</sub>	t.o	t.o	378	t.o	322	849	858	300	t.o	426
	q11	q12	q13	q14	q15	q16	q17	q18	q19	q20
Alg. 4 neg <sub>1</sub>	<b>1,559</b>	5,735	<b>2,540</b>	889	2,576	45,137	330	<b>3,841</b>	334	231
Alg. 4 neg <sub>2</sub>	1,597	<b>5,121</b>	2,857	936	3,041	53,759	363	4,554	428	245
Alg. 5 neg <sub>1</sub>	t.o	t.o	t.o	<b>402</b>	5,710	66,620	338	t.o	347	282
Alg. 5 neg <sub>2</sub>	t.o	t.o	t.o	1,181	2,952	81,054	<b>318</b>	t.o	482	200
Alg. 6 neg <sub>1</sub>	t.o	t.o	t.o	412	2,672	<b>8,144</b>	363	t.o	<b>327</b>	<b>191</b>
Alg. 6 neg <sub>2</sub>	t.o	t.o	t.o	1,376	<b>2,381</b>	22,825	342	t.o	382	253
Alg. 7 neg <sub>1</sub>	73,709	1,176,227	408,030	9,823	246,012	t.o	329	1,585,931	382	250
Alg. 7 neg <sub>2</sub>	327,984	t.o	1,052,128	33,662	630,454	t.o	579	t.o	813	284

Table 19: Query answers filtering time in milliseconds: (plain) AR semantics on Food Inspection dataset.

	q2	q3	q4	q5	q6
Alg. 4 neg <sub>1</sub>	969	407	16,463	5,513	13,390
Alg. 4 neg <sub>2</sub>	<b>409</b>	403	<b>15,259</b>	<b>4,588</b>	<b>4,202</b>
Alg. 5 neg <sub>1</sub>	1,402	458	t.o	t.o	t.o
Alg. 5 neg <sub>2</sub>	595	420	t.o	t.o	t.o
Alg. 6 neg <sub>1</sub>	1,372	<b>394</b>	t.o	t.o	t.o
Alg. 6 neg <sub>2</sub>	882	424	t.o	t.o	t.o
Alg. 7 neg <sub>1</sub>	1,378	589	218,190	32,251	239,364
Alg. 7 neg <sub>2</sub>	440	537	38,351	8,456	5,535

Table 20: Query answers filtering time in milliseconds: (plain) AR semantics on Physicians dataset.

	q1	q2	q3	q4	q5	q6
Alg. 4 neg <sub>1</sub>	456	175	339	2,890	240	2,077
Alg. 4 neg <sub>2</sub>	439	<b>166</b>	<b>288</b>	3,093	<b>235</b>	<b>1,583</b>
Alg. 5 neg <sub>1</sub>	385	199	1,377	37,278	305	658,386
Alg. 5 neg <sub>2</sub>	345	206	1,277	<b>2,628</b>	311	306,263
Alg. 6 neg <sub>1</sub>	358	235	2,547	t.o	405	t.o
Alg. 6 neg <sub>2</sub>	<b>287</b>	231	3,029	t.o	398	t.o
Alg. 7 neg <sub>1</sub>	470	213	723	18,381	267	68,797
Alg. 7 neg <sub>2</sub>	432	195	630	17,302	276	46,870



Table 21: Query answers filtering time in milliseconds: X-AR semantics ( $X \in \{P,C\}$ ) on u1c1, score-structured priority,  $n = 5$ .

	q1	q2	q3	q4	q5	q6	q7	q8	q9	q10
P <sub>1</sub> Alg. 4 neg <sub>1</sub>	270	64	30	446	29	32	29	26	150	22
P <sub>1</sub> Alg. 4 neg <sub>2</sub>	279	57	28	508	33	28	25	26	170	28
P <sub>2</sub> Alg. 4 neg <sub>1</sub>	193	67	25	385	29	26	26	24	76	26
P <sub>2</sub> Alg. 4 neg <sub>2</sub>	568	60	27	494	28	25	27	25	514	27
C Alg. 4 neg <sub>1</sub>	t.o	85	37	3,167	34	38	31	36	oom	32
C Alg. 4 neg <sub>2</sub>	t.o	87	30	3,134	30	32	31	27	oom	26
P <sub>1</sub> Alg. 5 neg <sub>1</sub>	156	83	8	273	8	8	7	7	107	6
P <sub>1</sub> Alg. 5 neg <sub>2</sub>	151	65	7	256	7	10	9	9	116	8
P <sub>2</sub> Alg. 5 neg <sub>1</sub>	131	70	7	260	7	7	10	6	86	7
P <sub>2</sub> Alg. 5 neg <sub>2</sub>	230	71	8	245	7	8	7	7	170	6
C Alg. 5 neg <sub>1</sub>	t.o	76	7	1,412	7	12	7	7	t.o	7
C Alg. 5 neg <sub>2</sub>	t.o	87	8	1,687	6	9	8	8	t.o	9
P <sub>1</sub> Alg. 6 neg <sub>1</sub>	252	66	43	1,787	45	41	38	40	145	38
P <sub>1</sub> Alg. 6 neg <sub>2</sub>	303	86	61	2,298	53	52	52	39	184	43
P <sub>2</sub> Alg. 6 neg <sub>1</sub>	232	63	37	1,925	38	41	40	34	126	39
P <sub>2</sub> Alg. 6 neg <sub>2</sub>	322	62	37	1,796	34	34	37	33	204	36
C Alg. 6 neg <sub>1</sub>	t.o	85	45	3,181	38	41	43	36	t.o	36
C Alg. 6 neg <sub>2</sub>	t.o	80	44	3,361	37	44	50	41	t.o	36
P <sub>1</sub> Alg. 7 neg <sub>1</sub>	637	84	45	1,734	45	52	42	42	195	40
P <sub>1</sub> Alg. 7 neg <sub>2</sub>	689	92	41	2,005	43	44	40	39	200	39
P <sub>2</sub> Alg. 7 neg <sub>1</sub>	299	71	40	1,552	46	43	41	39	74	36
P <sub>2</sub> Alg. 7 neg <sub>2</sub>	722	73	33	1,555	39	39	42	35	200	37
C Alg. 7 neg <sub>1</sub>	t.o	90	36	4,611	42	38	36	34	t.o	31
C Alg. 7 neg <sub>2</sub>	t.o	109	33	5,737	35	41	34	36	t.o	35
	q11	q12	q13	q14	q15	q16	q17	q18	q19	q20
P <sub>1</sub> Alg. 4 neg <sub>1</sub>	29	74	54	39	120	1,571	27	66	26	26
P <sub>1</sub> Alg. 4 neg <sub>2</sub>	27	79	55	35	113	1,711	27	59	28	26
P <sub>2</sub> Alg. 4 neg <sub>1</sub>	31	135	50	33	58	509	23	51	22	24
P <sub>2</sub> Alg. 4 neg <sub>2</sub>	29	148	45	39	303	4,895	24	63	23	26
C Alg. 4 neg <sub>1</sub>	41	oom	75	110	oom	oom	30	102	30	36
C Alg. 4 neg <sub>2</sub>	38	oom	67	104	oom	oom	32	144	28	27
P <sub>1</sub> Alg. 5 neg <sub>1</sub>	11	109	67	55	88	331	7	68	8	9
P <sub>1</sub> Alg. 5 neg <sub>2</sub>	8	85	69	50	83	300	7	59	6	7
P <sub>2</sub> Alg. 5 neg <sub>1</sub>	10	170	57	52	63	276	9	74	9	7
P <sub>2</sub> Alg. 5 neg <sub>2</sub>	8	175	60	47	158	400	8	68	8	7
C Alg. 5 neg <sub>1</sub>	10	t.o	94	335	t.o	t.o	8	131	7	7
C Alg. 5 neg <sub>2</sub>	9	t.o	86	385	t.o	t.o	9	287	6	7
P <sub>1</sub> Alg. 6 neg <sub>1</sub>	42	116	74	57	146	6,443	36	78	44	41
P <sub>1</sub> Alg. 6 neg <sub>2</sub>	70	122	89	66	164	7,851	48	87	42	44
P <sub>2</sub> Alg. 6 neg <sub>1</sub>	47	178	53	50	113	6,100	34	66	36	34
P <sub>2</sub> Alg. 6 neg <sub>2</sub>	45	145	59	50	160	6,104	37	87	31	36
C Alg. 6 neg <sub>1</sub>	48	t.o	83	333	t.o	t.o	40	110	39	36
C Alg. 6 neg <sub>2</sub>	46	t.o	108	398	t.o	t.o	36	233	41	37
P <sub>1</sub> Alg. 7 neg <sub>1</sub>	46	123	61	51	148	2,892	45	106	37	46
P <sub>1</sub> Alg. 7 neg <sub>2</sub>	41	126	68	56	156	3,929	37	113	39	39
P <sub>2</sub> Alg. 7 neg <sub>1</sub>	44	195	63	53	75	2,283	41	85	36	36
P <sub>2</sub> Alg. 7 neg <sub>2</sub>	46	154	61	44	143	3,535	35	96	32	33
C Alg. 7 neg <sub>1</sub>	40	t.o	84	307	t.o	t.o	40	160	34	38
C Alg. 7 neg <sub>2</sub>	39	t.o	97	366	t.o	t.o	39	313	35	32

Table 22: Query answers filtering time in milliseconds: X-AR semantics ( $X \in \{P,C\}$ ) on u1c50, score-structured priority,  $n = 5$ .

	q1	q2	q3	q4	q5	q6	q7	q8	q9	q10
P <sub>1</sub> Alg. 4 neg <sub>1</sub>	8,868	2,060	699	20,148	113	572	720	34	1,774	99
P <sub>1</sub> Alg. 4 neg <sub>2</sub>	9,143	2,031	674	20,402	119	501	678	37	1,752	91
P <sub>2</sub> Alg. 4 neg <sub>1</sub>	16,260	3,413	1,249	95,110	91	257	639	32	3,098	97
P <sub>2</sub> Alg. 4 neg <sub>2</sub>	79,221	9,828	3,460	152,854	428	1,238	2,185	33	9,062	344
C Alg. 4 neg <sub>1</sub>	oom	oom	t.o	oom	oom	t.o	t.o	43	oom	oom
C Alg. 4 neg <sub>2</sub>	oom	t.o	t.o	oom	oom	t.o	t.o	41	t.o	oom
P <sub>1</sub> Alg. 5 neg <sub>1</sub>	1,109	742	136	4,914	113	135	129	17	686	122
P <sub>1</sub> Alg. 5 neg <sub>2</sub>	1,205	709	132	4,674	115	125	130	19	651	109
P <sub>2</sub> Alg. 5 neg <sub>1</sub>	1,222	1,168	155	5,304	86	114	466	17	1,133	128
P <sub>2</sub> Alg. 5 neg <sub>2</sub>	2,232	1,757	355	5,304	227	189	448	15	1,903	306
C Alg. 5 neg <sub>1</sub>	oom	oom	t.o	oom	oom	t.o	t.o	22	oom	t.o
C Alg. 5 neg <sub>2</sub>	oom	oom	t.o	oom	oom	t.o	t.o	22	oom	t.o
P <sub>1</sub> Alg. 6 neg <sub>1</sub>	43,440	2,011	100	t.o	103	214	122	55	1,335	94
P <sub>1</sub> Alg. 6 neg <sub>2</sub>	45,444	2,496	136	t.o	123	261	164	59	1,652	121
P <sub>2</sub> Alg. 6 neg <sub>1</sub>	29,576	2,170	128	t.o	81	191	413	49	1,429	119
P <sub>2</sub> Alg. 6 neg <sub>2</sub>	29,162	2,689	349	t.o	176	255	397	58	2,222	306
C Alg. 6 neg <sub>1</sub>	oom	oom	t.o	oom	oom	t.o	t.o	71	oom	t.o
C Alg. 6 neg <sub>2</sub>	oom	oom	t.o	oom	t.o	t.o	t.o	62	oom	t.o
P <sub>1</sub> Alg. 7 neg <sub>1</sub>	58,559	6,059	408	1,372,332	120	457	800	55	3,437	132
P <sub>1</sub> Alg. 7 neg <sub>2</sub>	143,067	6,315	351	1,459,204	99	404	633	49	3,623	106
P <sub>2</sub> Alg. 7 neg <sub>1</sub>	35,062	4,358	332	1,496,300	94	254	972	55	3,063	127
P <sub>2</sub> Alg. 7 neg <sub>2</sub>	98,777	5,610	725	1,275,254	162	464	1,045	51	3,833	330
C Alg. 7 neg <sub>1</sub>	oom	oom	t.o	oom	t.o	t.o	t.o	61	oom	t.o
C Alg. 7 neg <sub>2</sub>	oom	oom	t.o	oom	oom	t.o	t.o	65	oom	t.o
	q11	q12	q13	q14	q15	q16	q17	q18	q19	q20
P <sub>1</sub> Alg. 4 neg <sub>1</sub>	234	759	433	246	1,417	26,740	54	943	35	355
P <sub>1</sub> Alg. 4 neg <sub>2</sub>	244	760	436	264	1,446	27,292	59	994	37	348
P <sub>2</sub> Alg. 4 neg <sub>1</sub>	426	2,587	906	461	2,378	55,350	46	1,688	35	672
P <sub>2</sub> Alg. 4 neg <sub>2</sub>	688	2,686	1,392	705	6,735	314,744	72	3,227	34	1,085
C Alg. 4 neg <sub>1</sub>	oom	oom	oom	t.o	oom	t.o	208,624	oom	44	t.o
C Alg. 4 neg <sub>2</sub>	t.o	t.o	oom	t.o	t.o	t.o	302,051	oom	39	t.o
P <sub>1</sub> Alg. 5 neg <sub>1</sub>	276	10,055	536	282	370	2,070	75	467	18	110
P <sub>1</sub> Alg. 5 neg <sub>2</sub>	280	14,871	533	243	377	1,539	80	448	18	107
P <sub>2</sub> Alg. 5 neg <sub>1</sub>	597	7,614	1,021	388	634	1,889	72	870	16	129
P <sub>2</sub> Alg. 5 neg <sub>2</sub>	822	28,159	1,565	781	1,430	2,603	105	1,437	15	206
C Alg. 5 neg <sub>1</sub>	oom	oom	oom	oom	oom	oom	225,144	oom	20	t.o
C Alg. 5 neg <sub>2</sub>	oom	oom	oom	oom	oom	oom	245,266	oom	22	t.o
P <sub>1</sub> Alg. 6 neg <sub>1</sub>	588	849,993	1,620	263	379	6,721	74	865	56	94
P <sub>1</sub> Alg. 6 neg <sub>2</sub>	780	1,257,103	2,019	587	461	8,456	93	1,164	73	105
P <sub>2</sub> Alg. 6 neg <sub>1</sub>	690	569,350	1,612	367	551	6,117	84	1,185	48	128
P <sub>2</sub> Alg. 6 neg <sub>2</sub>	1,016	796,341	2,255	884	1,241	6,966	72	1,657	44	171
C Alg. 6 neg <sub>1</sub>	oom	oom	oom	oom	oom	oom	242,734	oom	67	t.o
C Alg. 6 neg <sub>2</sub>	oom	oom	oom	oom	oom	oom	295,463	oom	62	t.o
P <sub>1</sub> Alg. 7 neg <sub>1</sub>	880	3,287	2,068	820	2,893	153,349	87	3,606	57	224
P <sub>1</sub> Alg. 7 neg <sub>2</sub>	799	3,095	1,916	815	2,604	250,488	75	4,009	54	162
P <sub>2</sub> Alg. 7 neg <sub>1</sub>	963	4,166	1,786	716	2,043	195,067	61	2,831	44	226
P <sub>2</sub> Alg. 7 neg <sub>2</sub>	1,244	3,537	2,103	1,221	3,286	312,519	73	4,258	56	335
C Alg. 7 neg <sub>1</sub>	oom	oom	oom	oom	oom	oom	221,715	oom	48	t.o
C Alg. 7 neg <sub>2</sub>	oom	oom	oom	oom	oom	oom	252,441	oom	69	t.o

Table 23: Query answers filtering time in milliseconds: X-AR semantics ( $X \in \{P,C\}$ ) on u20c1, score-structured priority,  $n = 5$ .

	q1	q2	q3	q4	q5	q6	q7	q8	q9	q10
P <sub>1</sub> Alg. 4 neg <sub>1</sub>	1,571	463	43	37,391	42	42	75	57	1,037	64
P <sub>1</sub> Alg. 4 neg <sub>2</sub>	1,612	494	41	38,825	44	41	85	66	1,140	76
P <sub>2</sub> Alg. 4 neg <sub>1</sub>	1,135	415	42	21,483	39	39	74	49	576	53
P <sub>2</sub> Alg. 4 neg <sub>2</sub>	2,248	707	40	55,785	38	40	92	53	2,365	104
C Alg. 4 neg <sub>1</sub>	oom	oom	42	oom	38	42	12,005	10,067	oom	oom
C Alg. 4 neg <sub>2</sub>	oom	oom	47	oom	48	51	14,303	13,051	oom	oom
P <sub>1</sub> Alg. 5 neg <sub>1</sub>	1,221	464	23	237,134	23	25	143	85	834	97
P <sub>1</sub> Alg. 5 neg <sub>2</sub>	1,169	437	22	230,878	22	21	123	76	825	99
P <sub>2</sub> Alg. 5 neg <sub>1</sub>	868	383	23	235,638	21	22	101	63	480	84
P <sub>2</sub> Alg. 5 neg <sub>2</sub>	1,371	562	20	218,482	19	21	118	66	1,360	96
C Alg. 5 neg <sub>1</sub>	oom	oom	25	oom	23	24	t.o	2,419	oom	oom
C Alg. 5 neg <sub>2</sub>	oom	oom	25	oom	21	25	t.o	2,458	oom	oom
P <sub>1</sub> Alg. 6 neg <sub>1</sub>	77,235	714	62	t.o	63	60	144	90	6,587	114
P <sub>1</sub> Alg. 6 neg <sub>2</sub>	191,821	887	82	t.o	75	76	170	97	7,755	133
P <sub>2</sub> Alg. 6 neg <sub>1</sub>	28,737	622	50	t.o	52	61	115	68	5,263	88
P <sub>2</sub> Alg. 6 neg <sub>2</sub>	29,456	845	58	t.o	52	67	155	79	6,224	116
C Alg. 6 neg <sub>1</sub>	oom	oom	61	oom	48	65	t.o	2,448	oom	oom
C Alg. 6 neg <sub>2</sub>	oom	oom	54	oom	61	66	t.o	2,536	oom	oom
P <sub>1</sub> Alg. 7 neg <sub>1</sub>	32,684	1,841	61	t.o	69	71	173	81	8,909	94
P <sub>1</sub> Alg. 7 neg <sub>2</sub>	46,143	2,198	59	t.o	47	55	130	72	9,852	72
P <sub>2</sub> Alg. 7 neg <sub>1</sub>	12,478	955	60	t.o	58	52	90	75	2,847	73
P <sub>2</sub> Alg. 7 neg <sub>2</sub>	31,719	2,290	53	t.o	61	58	143	68	8,199	83
C Alg. 7 neg <sub>1</sub>	oom	oom	57	oom	44	60	t.o	2,339	oom	oom
C Alg. 7 neg <sub>2</sub>	oom	oom	57	oom	55	61	t.o	2,325	oom	t.o
	q11	q12	q13	q14	q15	q16	q17	q18	q19	q20
P <sub>1</sub> Alg. 4 neg <sub>1</sub>	131	356	238	144	925	12,944	62	389	39	41
P <sub>1</sub> Alg. 4 neg <sub>2</sub>	137	368	243	153	923	14,841	76	445	40	42
P <sub>2</sub> Alg. 4 neg <sub>1</sub>	131	634	266	126	455	4,396	50	338	39	40
P <sub>2</sub> Alg. 4 neg <sub>2</sub>	149	696	313	191	2,303	oom	90	454	39	37
C Alg. 4 neg <sub>1</sub>	21,857	oom	oom	oom	oom	oom	165,405	oom	39	41
C Alg. 4 neg <sub>2</sub>	31,347	oom	t.o	oom	oom	oom	217,703	oom	47	51
P <sub>1</sub> Alg. 5 neg <sub>1</sub>	143	1,847	284	193	517	3,965	107	356	22	24
P <sub>1</sub> Alg. 5 neg <sub>2</sub>	131	5,025	270	171	528	4,082	95	386	23	24
P <sub>2</sub> Alg. 5 neg <sub>1</sub>	137	2,847	316	132	355	3,775	67	308	21	22
P <sub>2</sub> Alg. 5 neg <sub>2</sub>	152	5,360	389	235	1,145	4,880	113	541	18	20
C Alg. 5 neg <sub>1</sub>	t.o	oom	oom	t.o	oom	oom	t.o	oom	23	23
C Alg. 5 neg <sub>2</sub>	t.o	oom	oom	t.o	oom	oom	t.o	oom	25	24
P <sub>1</sub> Alg. 6 neg <sub>1</sub>	139	176,556	374	238	2,767	t.o	116	504	67	62
P <sub>1</sub> Alg. 6 neg <sub>2</sub>	187	344,497	409	268	3,079	t.o	137	640	64	87
P <sub>2</sub> Alg. 6 neg <sub>1</sub>	134	139,278	336	196	1,892	t.o	82	452	53	53
P <sub>2</sub> Alg. 6 neg <sub>2</sub>	167	219,025	439	269	2,462	t.o	125	673	52	55
C Alg. 6 neg <sub>1</sub>	t.o	oom	oom	t.o	oom	oom	t.o	oom	74	58
C Alg. 6 neg <sub>2</sub>	t.o	oom	oom	t.o	oom	oom	t.o	oom	61	70
P <sub>1</sub> Alg. 7 neg <sub>1</sub>	243	2,144	753	420	3,755	876,125	106	1,454	62	66
P <sub>1</sub> Alg. 7 neg <sub>2</sub>	218	2,475	728	419	3,548	t.o	97	1,627	59	52
P <sub>2</sub> Alg. 7 neg <sub>1</sub>	190	2,281	628	179	1,348	915,776	81	592	57	53
P <sub>2</sub> Alg. 7 neg <sub>2</sub>	241	2,224	879	440	3,036	1,450,000	85	1,770	47	54
C Alg. 7 neg <sub>1</sub>	t.o	oom	oom	t.o	oom	oom	t.o	oom	55	64
C Alg. 7 neg <sub>2</sub>	t.o	oom	oom	t.o	oom	oom	t.o	oom	60	59



Table 25: Query answers filtering time in milliseconds: X-AR semantics ( $X \in \{P,C\}$ ) on Food Inspection dataset, score-structured priority,  $n = 2$ .

	q2	q3	q4	q5	q6
P <sub>1</sub> Alg. 4 neg <sub>1</sub>	1,523	976	43,990	14,466	22,157
P <sub>1</sub> Alg. 4 neg <sub>2</sub>	<b>881</b>	989	<b>42,675</b>	13,671	12,943
P <sub>2</sub> Alg. 4 neg <sub>1</sub>	14,877	11,802	1,428,517	426,874	376,546
P <sub>2</sub> Alg. 4 neg <sub>2</sub>	9,910	11,627	1,423,233	410,779	354,340
C Alg. 4 neg <sub>1</sub>	t.o	t.o	t.o	t.o	t.o
C Alg. 4 neg <sub>2</sub>	t.o	t.o	t.o	t.o	t.o
P <sub>1</sub> Alg. 5 neg <sub>1</sub>	1,419	687	t.o	t.o	t.o
P <sub>1</sub> Alg. 5 neg <sub>2</sub>	<b>920</b>	714	t.o	t.o	t.o
P <sub>2</sub> Alg. 5 neg <sub>1</sub>	7,070	5,223	t.o	t.o	t.o
P <sub>2</sub> Alg. 5 neg <sub>2</sub>	5,969	5,380	t.o	t.o	t.o
C Alg. 5 neg <sub>1</sub>	t.o	t.o	oom	oom	oom
C Alg. 5 neg <sub>2</sub>	t.o	t.o	oom	oom	oom
P <sub>1</sub> Alg. 6 neg <sub>1</sub>	1,531	<b>613</b>	t.o	t.o	t.o
P <sub>1</sub> Alg. 6 neg <sub>2</sub>	1,068	<b>621</b>	t.o	t.o	t.o
P <sub>2</sub> Alg. 6 neg <sub>1</sub>	6,085	4,214	t.o	t.o	t.o
P <sub>2</sub> Alg. 6 neg <sub>2</sub>	5,899	4,071	t.o	t.o	t.o
C Alg. 6 neg <sub>1</sub>	t.o	t.o	oom	oom	oom
C Alg. 6 neg <sub>2</sub>	t.o	t.o	oom	oom	oom
P <sub>1</sub> Alg. 7 neg <sub>1</sub>	1,440	933	62,720	21,301	22,077
P <sub>1</sub> Alg. 7 neg <sub>2</sub>	<b>896</b>	794	47,842	13,726	<b>10,093</b>
P <sub>2</sub> Alg. 7 neg <sub>1</sub>	5,673	4,951	223,571	45,256	223,553
P <sub>2</sub> Alg. 7 neg <sub>2</sub>	4,469	4,705	51,705	<b>11,398</b>	<b>10,757</b>
C Alg. 7 neg <sub>1</sub>	t.o	t.o	oom	oom	oom
C Alg. 7 neg <sub>2</sub>	t.o	t.o	oom	oom	oom

Table 26: Query answers filtering time in milliseconds: X-AR semantics ( $X \in \{P,C\}$ ) on Food Inspection dataset, score-structured priority,  $n = 5$ .

	q2	q3	q4	q5	q6
P <sub>1</sub> Alg. 4 neg <sub>1</sub>	709	<b>382</b>	<b>12,281</b>	<b>5,119</b>	10,314
P <sub>1</sub> Alg. 4 neg <sub>2</sub>	<b>359</b>	<b>365</b>	<b>11,220</b>	<b>4,785</b>	<b>4,149</b>
P <sub>2</sub> Alg. 4 neg <sub>1</sub>	2,667	1,628	240,218	77,674	76,365
P <sub>2</sub> Alg. 4 neg <sub>2</sub>	1,823	1,602	229,538	80,666	67,141
C Alg. 4 neg <sub>1</sub>	oom	oom	t.o	oom	oom
C Alg. 4 neg <sub>2</sub>	t.o	oom	t.o	t.o	oom
P <sub>1</sub> Alg. 5 neg <sub>1</sub>	787	<b>361</b>	t.o	t.o	t.o
P <sub>1</sub> Alg. 5 neg <sub>2</sub>	517	<b>369</b>	t.o	t.o	t.o
P <sub>2</sub> Alg. 5 neg <sub>1</sub>	2,398	1,613	t.o	t.o	t.o
P <sub>2</sub> Alg. 5 neg <sub>2</sub>	1,741	1,593	t.o	t.o	t.o
C Alg. 5 neg <sub>1</sub>	t.o	t.o	oom	oom	oom
C Alg. 5 neg <sub>2</sub>	t.o	t.o	oom	oom	oom
P <sub>1</sub> Alg. 6 neg <sub>1</sub>	830	<b>366</b>	t.o	t.o	t.o
P <sub>1</sub> Alg. 6 neg <sub>2</sub>	499	<b>346</b>	t.o	t.o	t.o
P <sub>2</sub> Alg. 6 neg <sub>1</sub>	2,326	1,408	t.o	t.o	t.o
P <sub>2</sub> Alg. 6 neg <sub>2</sub>	1,607	1,345	t.o	t.o	t.o
C Alg. 6 neg <sub>1</sub>	t.o	t.o	oom	oom	oom
C Alg. 6 neg <sub>2</sub>	t.o	t.o	oom	oom	oom
P <sub>1</sub> Alg. 7 neg <sub>1</sub>	769	483	216,367	9,942	13,426
P <sub>1</sub> Alg. 7 neg <sub>2</sub>	471	445	35,624	7,633	<b>4,480</b>
P <sub>2</sub> Alg. 7 neg <sub>1</sub>	1,991	1,668	178,637	33,492	121,658
P <sub>2</sub> Alg. 7 neg <sub>2</sub>	1,740	1,697	32,044	7,143	5,058
C Alg. 7 neg <sub>1</sub>	t.o	t.o	oom	oom	oom
C Alg. 7 neg <sub>2</sub>	t.o	t.o	oom	oom	oom

Table 27: Query answers filtering time in milliseconds: X-AR semantics ( $X \in \{P,C\}$ ) on Physicians dataset, score-structured priority,  $n = 2$ .

	q1	q2	q3	q4	q5	q6
P <sub>1</sub> Alg. 4 neg <sub>1</sub>	480	135	249	13,802	213	3,719
P <sub>1</sub> Alg. 4 neg <sub>2</sub>	490	134	247	13,604	224	2,922
P <sub>2</sub> Alg. 4 neg <sub>1</sub>	788	140	300	328,808	198	7,138
P <sub>2</sub> Alg. 4 neg <sub>2</sub>	1,086	144	254	340,667	205	12,025
C Alg. 4 neg <sub>1</sub>	256,503	150	477	oom	238	t.o
C Alg. 4 neg <sub>2</sub>	251,566	151	426	oom	245	t.o
P <sub>1</sub> Alg. 5 neg <sub>1</sub>	363	170	678	2,539	211	100,090
P <sub>1</sub> Alg. 5 neg <sub>2</sub>	323	148	685	2,216	213	81,293
P <sub>2</sub> Alg. 5 neg <sub>1</sub>	748	153	660	14,360	236	136,895
P <sub>2</sub> Alg. 5 neg <sub>2</sub>	677	157	734	3,922	223	83,055
C Alg. 5 neg <sub>1</sub>	oom	614	t.o	t.o	576	t.o
C Alg. 5 neg <sub>2</sub>	oom	693	t.o	t.o	592	oom
P <sub>1</sub> Alg. 6 neg <sub>1</sub>	295	186	1,096	t.o	274	t.o
P <sub>1</sub> Alg. 6 neg <sub>2</sub>	289	195	1,127	t.o	302	t.o
P <sub>2</sub> Alg. 6 neg <sub>1</sub>	684	183	1,160	t.o	294	t.o
P <sub>2</sub> Alg. 6 neg <sub>2</sub>	576	176	1,208	t.o	283	t.o
C Alg. 6 neg <sub>1</sub>	oom	607	t.o	t.o	576	t.o
C Alg. 6 neg <sub>2</sub>	oom	647	t.o	t.o	608	oom
P <sub>1</sub> Alg. 7 neg <sub>1</sub>	488	147	414	18,255	237	18,758
P <sub>1</sub> Alg. 7 neg <sub>2</sub>	403	150	345	17,846	224	15,899
P <sub>2</sub> Alg. 7 neg <sub>1</sub>	940	145	385	24,145	236	21,382
P <sub>2</sub> Alg. 7 neg <sub>2</sub>	766	166	394	18,303	250	14,626
C Alg. 7 neg <sub>1</sub>	oom	593	t.o	t.o	608	t.o
C Alg. 7 neg <sub>2</sub>	oom	651	t.o	t.o	667	oom

Table 28: Query answers filtering time in milliseconds: X-AR semantics ( $X \in \{P,C\}$ ) on Physicians dataset, score-structured priority,  $n = 5$ .

	q1	q2	q3	q4	q5	q6
P <sub>1</sub> Alg. 4 neg <sub>1</sub>	585	160	273	12,515	244	2,972
P <sub>1</sub> Alg. 4 neg <sub>2</sub>	513	145	254	12,915	268	2,488
P <sub>2</sub> Alg. 4 neg <sub>1</sub>	567	114	209	232,725	174	3,385
P <sub>2</sub> Alg. 4 neg <sub>2</sub>	759	119	185	244,470	164	5,417
C Alg. 4 neg <sub>1</sub>	153,124	118	305	oom	207	t.o
C Alg. 4 neg <sub>2</sub>	145,579	120	265	oom	175	t.o
P <sub>1</sub> Alg. 5 neg <sub>1</sub>	416	181	467	2,016	277	17,651
P <sub>1</sub> Alg. 5 neg <sub>2</sub>	368	166	488	1,793	251	16,851
P <sub>2</sub> Alg. 5 neg <sub>1</sub>	625	166	351	5,334	186	15,280
P <sub>2</sub> Alg. 5 neg <sub>2</sub>	599	131	352	2,644	192	13,139
C Alg. 5 neg <sub>1</sub>	oom	186	oom	t.o	326	t.o
C Alg. 5 neg <sub>2</sub>	oom	224	oom	t.o	372	t.o
P <sub>1</sub> Alg. 6 neg <sub>1</sub>	388	201	701	1,367,311	300	t.o
P <sub>1</sub> Alg. 6 neg <sub>2</sub>	327	188	712	1,184,318	258	t.o
P <sub>2</sub> Alg. 6 neg <sub>1</sub>	509	133	512	1,174,805	254	t.o
P <sub>2</sub> Alg. 6 neg <sub>2</sub>	472	166	511	1,283,176	232	t.o
C Alg. 6 neg <sub>1</sub>	oom	177	oom	t.o	310	t.o
C Alg. 6 neg <sub>2</sub>	oom	180	oom	t.o	361	t.o
P <sub>1</sub> Alg. 7 neg <sub>1</sub>	362	128	259	11,186	168	6,132
P <sub>1</sub> Alg. 7 neg <sub>2</sub>	347	126	248	10,735	199	5,850
P <sub>2</sub> Alg. 7 neg <sub>1</sub>	732	122	277	18,663	176	7,105
P <sub>2</sub> Alg. 7 neg <sub>2</sub>	603	122	265	14,317	219	5,719
C Alg. 7 neg <sub>1</sub>	oom	171	oom	t.o	305	t.o
C Alg. 7 neg <sub>2</sub>	oom	222	oom	t.o	340	t.o

Table 29: Query answers filtering time in milliseconds: P-AR semantics on u1c1, non score-structured priority,  $p = 0.8$ .

	q1	q2	q3	q4	q5	q6	q7	q8	q9	q10
P <sub>1</sub> Alg. 4 neg <sub>1</sub>	213	71	28	776	28	28	28	29	155	31
P <sub>1</sub> Alg. 4 neg <sub>2</sub>	210	48	29	818	25	31	25	25	169	31
P <sub>2</sub> Alg. 4 neg <sub>1</sub>	129	69	38	750	39	40	33	35	97	38
P <sub>2</sub> Alg. 4 neg <sub>2</sub>	858	74	33	1,428	36	38	29	32	774	42
P <sub>1</sub> Alg. 5 neg <sub>1</sub>	159	85	10	461	8	13	12	8	108	52
P <sub>1</sub> Alg. 5 neg <sub>2</sub>	165	88	8	441	9	9	9	8	122	57
P <sub>2</sub> Alg. 5 neg <sub>1</sub>	112	63	8	401	7	8	7	6	81	50
P <sub>2</sub> Alg. 5 neg <sub>2</sub>	255	62	8	502	7	9	8	9	274	47
P <sub>1</sub> Alg. 6 neg <sub>1</sub>	453	65	35	12,268	45	53	44	42	166	55
P <sub>1</sub> Alg. 6 neg <sub>2</sub>	501	74	51	13,638	45	49	39	38	178	55
P <sub>2</sub> Alg. 6 neg <sub>1</sub>	428	73	45	12,086	36	51	40	37	143	52
P <sub>2</sub> Alg. 6 neg <sub>2</sub>	530	63	44	12,266	37	42	42	44	250	47
P <sub>1</sub> Alg. 7 neg <sub>1</sub>	386	70	40	4,830	38	43	33	36	178	44
P <sub>1</sub> Alg. 7 neg <sub>2</sub>	376	74	36	5,067	44	36	34	37	167	41
P <sub>2</sub> Alg. 7 neg <sub>1</sub>	210	71	41	4,495	44	44	33	35	86	43
P <sub>2</sub> Alg. 7 neg <sub>2</sub>	477	91	45	5,947	48	42	50	44	294	53
	q11	q12	q13	q14	q15	q16	q17	q18	q19	q20
P <sub>1</sub> Alg. 4 neg <sub>1</sub>	40	79	49	34	144	1,888	40	55	32	31
P <sub>1</sub> Alg. 4 neg <sub>2</sub>	51	76	56	34	136	2,266	49	53	29	33
P <sub>2</sub> Alg. 4 neg <sub>1</sub>	49	279	69	41	83	990	41	58	32	34
P <sub>2</sub> Alg. 4 neg <sub>2</sub>	70	299	63	50	508	15,825	90	57	31	30
P <sub>1</sub> Alg. 5 neg <sub>1</sub>	69	110	69	60	105	380	68	82	8	8
P <sub>1</sub> Alg. 5 neg <sub>2</sub>	76	114	70	56	103	415	73	73	8	8
P <sub>2</sub> Alg. 5 neg <sub>1</sub>	61	242	78	46	64	317	51	65	8	8
P <sub>2</sub> Alg. 5 neg <sub>2</sub>	57	259	71	52	191	547	87	75	7	8
P <sub>1</sub> Alg. 6 neg <sub>1</sub>	60	151	78	71	184	15,568	83	75	43	45
P <sub>1</sub> Alg. 6 neg <sub>2</sub>	68	145	76	61	175	15,916	73	80	46	43
P <sub>2</sub> Alg. 6 neg <sub>1</sub>	60	243	64	51	122	13,854	52	69	42	39
P <sub>2</sub> Alg. 6 neg <sub>2</sub>	73	218	74	58	236	15,748	95	67	40	38
P <sub>1</sub> Alg. 7 neg <sub>1</sub>	49	122	74	46	147	4,015	58	66	34	31
P <sub>1</sub> Alg. 7 neg <sub>2</sub>	49	99	69	42	141	4,628	55	64	35	35
P <sub>2</sub> Alg. 7 neg <sub>1</sub>	61	242	73	45	70	3,322	46	77	36	38
P <sub>2</sub> Alg. 7 neg <sub>2</sub>	67	255	78	54	243	5,052	88	80	40	40

Table 30: Query answers filtering time in milliseconds: P-AR semantics on u1c50, non score-structured priority,  $p = 0.8$ .

	q1	q2	q3	q4	q5	q6	q7	q8	q9	q10
P <sub>1</sub> Alg. 4 neg <sub>1</sub>	60,933	7,417	2,562	218,876	366	2,988	3,015	42	6,459	415
P <sub>1</sub> Alg. 4 neg <sub>2</sub>	62,452	7,289	2,646	231,004	428	3,063	3,089	40	6,368	421
P <sub>2</sub> Alg. 4 neg <sub>1</sub>	1,361,393	123,511	45,977	t.o	1,970	53,810	50,327	40	135,069	2,781
P <sub>2</sub> Alg. 4 neg <sub>2</sub>	1,584,923	138,668	51,842	t.o	3,050	67,557	55,568	43	153,395	3,000
P <sub>1</sub> Alg. 5 neg <sub>1</sub>	<b>1,276</b>	783	<b>338</b>	<b>6,737</b>	227	<b>281</b>	<b>388</b>	20	643	308
P <sub>1</sub> Alg. 5 neg <sub>2</sub>	1,280	<b>719</b>	348	6,892	209	295	404	19	<b>640</b>	327
P <sub>2</sub> Alg. 5 neg <sub>1</sub>	3,008	2,705	1,723	7,952	1,004	1,130	1,841	18	2,574	1,501
P <sub>2</sub> Alg. 5 neg <sub>2</sub>	3,433	2,606	1,550	7,627	1,028	1,181	1,816	<b>17</b>	2,583	1,580
P <sub>1</sub> Alg. 6 neg <sub>1</sub>	274,969	3,109	355	t.o	240	521	480	65	1,110	308
P <sub>1</sub> Alg. 6 neg <sub>2</sub>	310,213	3,025	369	t.o	222	505	466	74	1,039	278
P <sub>2</sub> Alg. 6 neg <sub>1</sub>	223,266	4,072	1,526	t.o	1,042	1,172	1,706	63	2,578	1,377
P <sub>2</sub> Alg. 6 neg <sub>2</sub>	240,488	4,065	1,328	t.o	1,048	1,245	1,559	58	2,465	1,460
P <sub>1</sub> Alg. 7 neg <sub>1</sub>	78,122	7,894	577	1,659,954	<b>156</b>	1,171	1,040	52	4,380	265
P <sub>1</sub> Alg. 7 neg <sub>2</sub>	115,670	8,428	584	1,612,051	176	1,172	1,019	48	4,414	<b>254</b>
P <sub>2</sub> Alg. 7 neg <sub>1</sub>	37,556	7,337	1,612	1,720,012	1,275	1,807	2,419	60	5,926	1,801
P <sub>2</sub> Alg. 7 neg <sub>2</sub>	116,207	11,322	2,061	t.o	1,447	2,086	2,813	63	7,239	2,036
	q11	q12	q13	q14	q15	q16	q17	q18	q19	q20
P <sub>1</sub> Alg. 4 neg <sub>1</sub>	1,001	2,547	1,447	1,186	4,652	123,085	<b>186</b>	4,275	40	1,766
P <sub>1</sub> Alg. 4 neg <sub>2</sub>	963	2,430	1,358	1,228	4,676	128,551	194	4,440	40	1,769
P <sub>2</sub> Alg. 4 neg <sub>1</sub>	7,930	34,094	12,889	10,450	96,278	t.o	1,287	65,643	39	28,142
P <sub>2</sub> Alg. 4 neg <sub>2</sub>	8,190	33,321	13,186	12,096	109,146	t.o	1,504	84,708	44	30,427
P <sub>1</sub> Alg. 5 neg <sub>1</sub>	449	1,003	<b>558</b>	<b>511</b>	491	<b>1,835</b>	240	598	20	252
P <sub>1</sub> Alg. 5 neg <sub>2</sub>	<b>440</b>	<b>963</b>	568	516	<b>482</b>	1,847	228	<b>595</b>	20	<b>239</b>
P <sub>2</sub> Alg. 5 neg <sub>1</sub>	1,956	3,233	2,304	2,285	2,441	3,507	999	2,517	<b>18</b>	1,234
P <sub>2</sub> Alg. 5 neg <sub>2</sub>	2,083	3,054	2,423	2,409	2,291	3,664	1,213	2,476	<b>18</b>	1,209
P <sub>1</sub> Alg. 6 neg <sub>1</sub>	461	1,075	688	596	1,050	1,067,433	248	1,451	60	307
P <sub>1</sub> Alg. 6 neg <sub>2</sub>	464	1,078	622	<b>558</b>	1,063	1,403,328	264	1,444	65	276
P <sub>2</sub> Alg. 6 neg <sub>1</sub>	1,653	4,922	2,073	1,942	2,236	972,979	1,207	2,753	63	1,350
P <sub>2</sub> Alg. 6 neg <sub>2</sub>	1,726	2,474	1,921	1,989	2,229	1,276,805	1,190	2,615	54	1,371
P <sub>1</sub> Alg. 7 neg <sub>1</sub>	1,236	4,766	2,532	1,365	2,332	153,774	<b>191</b>	4,017	62	396
P <sub>1</sub> Alg. 7 neg <sub>2</sub>	1,205	4,691	2,492	1,329	2,394	217,601	187	4,242	45	395
P <sub>2</sub> Alg. 7 neg <sub>1</sub>	2,809	6,286	4,784	2,640	3,102	133,489	1,290	5,290	65	1,563
P <sub>2</sub> Alg. 7 neg <sub>2</sub>	4,587	12,514	5,994	3,180	3,494	267,095	1,460	5,400	62	1,643



Table 31: Query answers filtering time in milliseconds: P-AR semantics on u20c1, non score-structured priority,  $p = 0.8$ .

	q1	q2	q3	q4	q5	q6	q7	q8	q9	q10
P <sub>1</sub> Alg. 4 neg <sub>1</sub>	1,674	525	43	<b>62,292</b>	52	47	131	<b>73</b>	1,290	<b>124</b>
P <sub>1</sub> Alg. 4 neg <sub>2</sub>	1,695	502	44	63,695	43	44	<b>118</b>	74	1,417	142
P <sub>2</sub> Alg. 4 neg <sub>1</sub>	1,310	700	52	137,880	52	55	174	76	1,641	140
P <sub>2</sub> Alg. 4 neg <sub>2</sub>	5,005	1,318	54	232,398	55	58	198	137	6,455	282
P <sub>1</sub> Alg. 5 neg <sub>1</sub>	1,261	<b>467</b>	26	386,935	27	28	176	94	899	143
P <sub>1</sub> Alg. 5 neg <sub>2</sub>	1,324	500	27	387,647	26	28	175	87	846	139
P <sub>2</sub> Alg. 5 neg <sub>1</sub>	<b>1,060</b>	471	<b>22</b>	337,943	24	<b>24</b>	212	92	<b>615</b>	134
P <sub>2</sub> Alg. 5 neg <sub>2</sub>	1,828	817	26	335,764	<b>23</b>	26	234	77	1,620	219
P <sub>1</sub> Alg. 6 neg <sub>1</sub>	234,954	1,140	56	t.o	67	72	199	124	19,200	198
P <sub>1</sub> Alg. 6 neg <sub>2</sub>	231,997	1,081	76	t.o	68	72	212	129	21,383	187
P <sub>2</sub> Alg. 6 neg <sub>1</sub>	134,687	1,343	76	t.o	86	82	288	140	8,015	238
P <sub>2</sub> Alg. 6 neg <sub>2</sub>	241,384	1,246	61	t.o	66	72	246	108	9,553	252
P <sub>1</sub> Alg. 7 neg <sub>1</sub>	38,823	1,957	71	t.o	69	57	230	78	14,526	169
P <sub>1</sub> Alg. 7 neg <sub>2</sub>	53,335	2,287	61	t.o	77	62	217	87	14,781	158
P <sub>2</sub> Alg. 7 neg <sub>1</sub>	15,402	1,643	68	t.o	64	67	226	104	3,760	154
P <sub>2</sub> Alg. 7 neg <sub>2</sub>	60,433	2,714	77	t.o	82	69	298	127	8,250	267
	q11	q12	q13	q14	q15	q16	q17	q18	q19	q20
P <sub>1</sub> Alg. 4 neg <sub>1</sub>	120	343	214	<b>114</b>	1,154	17,263	93	<b>355</b>	72	45
P <sub>1</sub> Alg. 4 neg <sub>2</sub>	<b>113</b>	<b>339</b>	<b>192</b>	120	1,113	21,688	102	359	68	44
P <sub>2</sub> Alg. 4 neg <sub>1</sub>	160	1,255	358	139	1,176	11,488	<b>68</b>	491	77	51
P <sub>2</sub> Alg. 4 neg <sub>2</sub>	168	1,247	437	209	6,023	314,820	236	869	79	55
P <sub>1</sub> Alg. 5 neg <sub>1</sub>	140	397	243	197	543	5,461	145	411	98	27
P <sub>1</sub> Alg. 5 neg <sub>2</sub>	134	376	248	198	570	5,374	140	403	102	31
P <sub>2</sub> Alg. 5 neg <sub>1</sub>	121	1,126	338	182	<b>421</b>	<b>4,658</b>	104	407	76	<b>24</b>
P <sub>2</sub> Alg. 5 neg <sub>2</sub>	127	927	539	269	1,508	6,361	221	718	86	25
P <sub>1</sub> Alg. 6 neg <sub>1</sub>	158	366	260	323	3,254	t.o	163	708	91	62
P <sub>1</sub> Alg. 6 neg <sub>2</sub>	122	369	281	299	2,910	t.o	146	730	82	57
P <sub>2</sub> Alg. 6 neg <sub>1</sub>	183	1,527	417	313	3,019	t.o	140	981	100	82
P <sub>2</sub> Alg. 6 neg <sub>2</sub>	127	925	481	365	2,967	t.o	229	997	75	59
P <sub>1</sub> Alg. 7 neg <sub>1</sub>	151	1,780	707	409	3,803	t.o	135	1,162	82	55
P <sub>1</sub> Alg. 7 neg <sub>2</sub>	153	1,782	693	391	4,056	t.o	111	1,295	<b>61</b>	56
P <sub>2</sub> Alg. 7 neg <sub>1</sub>	230	2,831	804	200	1,508	1,670,818	97	975	85	69
P <sub>2</sub> Alg. 7 neg <sub>2</sub>	239	3,129	1,377	419	3,841	t.o	260	1,901	85	76

Table 32: Query answers filtering time in milliseconds: P-AR semantics on u20c50, non score-structured priority,  $p = 0.8$ .

	q1	q2	q3	q4	q5	q6	q7	q8	q9	q10
P <sub>1</sub> Alg. 4 neg <sub>1</sub>	t.o	t.o	413,778	t.o	19,789	t.o	t.o	583,394	t.o	1,141,907
P <sub>1</sub> Alg. 4 neg <sub>2</sub>	t.o	t.o	427,898	t.o	23,153	t.o	t.o	561,460	t.o	1,223,490
P <sub>2</sub> Alg. 4 neg <sub>1</sub>	t.o	t.o	t.o	oom	212,339	t.o	t.o	t.o	t.o	t.o
P <sub>2</sub> Alg. 4 neg <sub>2</sub>	t.o	t.o	t.o	oom	238,214	t.o	t.o	1,578,102	t.o	t.o
P <sub>1</sub> Alg. 5 neg <sub>1</sub>	154,077	101,978	50,919	t.o	26,891	53,304	62,454	28,495	134,460	56,197
P <sub>1</sub> Alg. 5 neg <sub>2</sub>	<b>99,406</b>	<b>100,982</b>	53,952	t.o	27,139	53,925	66,228	27,996	<b>123,628</b>	56,622
P <sub>2</sub> Alg. 5 neg <sub>1</sub>	oom	oom	oom	oom	44,965	oom	oom	45,490	oom	oom
P <sub>2</sub> Alg. 5 neg <sub>2</sub>	oom	oom	oom	oom	49,508	oom	oom	48,200	oom	oom
P <sub>1</sub> Alg. 6 neg <sub>1</sub>	t.o	t.o	27,917	oom	27,258	28,996	46,129	<b>27,808</b>	373,129	42,364
P <sub>1</sub> Alg. 6 neg <sub>2</sub>	t.o	t.o	<b>24,729</b>	t.o	23,495	<b>25,460</b>	<b>37,068</b>	30,114	348,577	<b>25,356</b>
P <sub>2</sub> Alg. 6 neg <sub>1</sub>	oom	t.o	53,477	oom	49,777	51,714	140,735	50,932	1,392,099	51,301
P <sub>2</sub> Alg. 6 neg <sub>2</sub>	oom	t.o	50,345	oom	51,133	50,993	144,999	49,199	829,453	51,786
P <sub>1</sub> Alg. 7 neg <sub>1</sub>	t.o	t.o	47,472	t.o	4,703	200,047	210,920	41,577	t.o	167,154
P <sub>1</sub> Alg. 7 neg <sub>2</sub>	t.o	t.o	48,461	t.o	<b>4,173</b>	181,051	173,284	54,685	t.o	79,046
P <sub>2</sub> Alg. 7 neg <sub>1</sub>	oom	oom	74,994	oom	56,229	117,338	141,845	82,772	t.o	98,531
P <sub>2</sub> Alg. 7 neg <sub>2</sub>	oom	oom	80,573	oom	64,655	131,393	1,117,776	75,388	t.o	89,194
	q11	q12	q13	q14	q15	q16	q17	q18	q19	q20
P <sub>1</sub> Alg. 4 neg <sub>1</sub>	t.o	t.o	t.o	t.o	t.o	t.o	915,944	t.o	503,639	220,911
P <sub>1</sub> Alg. 4 neg <sub>2</sub>	t.o	t.o	t.o	t.o	t.o	t.o	939,425	t.o	498,495	220,396
P <sub>2</sub> Alg. 4 neg <sub>1</sub>	t.o	t.o	t.o	t.o	t.o	oom	t.o	t.o	1,261,351	t.o
P <sub>2</sub> Alg. 4 neg <sub>2</sub>	t.o	t.o	t.o	t.o	t.o	oom	t.o	t.o	1,016,008	t.o
P <sub>1</sub> Alg. 5 neg <sub>1</sub>	69,687	215,157	86,516	65,796	<b>54,444</b>	376,238	59,716	<b>98,493</b>	47,529	25,710
P <sub>1</sub> Alg. 5 neg <sub>2</sub>	65,524	185,994	85,139	66,001	54,864	<b>373,622</b>	62,850	106,364	51,629	27,240
P <sub>2</sub> Alg. 5 neg <sub>1</sub>	oom	oom	oom	oom	oom	oom	oom	oom	oom	44,590
P <sub>2</sub> Alg. 5 neg <sub>2</sub>	oom	oom	oom	oom	oom	oom	oom	oom	oom	46,898
P <sub>1</sub> Alg. 6 neg <sub>1</sub>	62,028	252,332	71,203	64,559	556,961	t.o	39,159	t.o	31,104	28,591
P <sub>1</sub> Alg. 6 neg <sub>2</sub>	<b>47,117</b>	<b>180,825</b>	<b>47,657</b>	<b>49,233</b>	491,425	t.o	<b>28,757</b>	t.o	<b>24,851</b>	21,303
P <sub>2</sub> Alg. 6 neg <sub>1</sub>	65,908	t.o	98,060	107,777	585,902	oom	69,354	t.o	54,751	49,914
P <sub>2</sub> Alg. 6 neg <sub>2</sub>	85,135	865,510	161,293	133,574	651,947	oom	60,378	t.o	54,069	47,531
P <sub>1</sub> Alg. 7 neg <sub>1</sub>	t.o	t.o	t.o	1,002,887	t.o	t.o	91,330	t.o	75,345	10,779
P <sub>1</sub> Alg. 7 neg <sub>2</sub>	t.o	t.o	t.o	981,494	t.o	t.o	72,325	t.o	65,407	<b>10,612</b>
P <sub>2</sub> Alg. 7 neg <sub>1</sub>	966,914	oom	t.o	313,722	667,209	oom	89,506	t.o	81,626	56,359
P <sub>2</sub> Alg. 7 neg <sub>2</sub>	t.o	t.o	t.o	t.o	934,255	oom	100,085	oom	72,843	47,777

Table 33: Query answers filtering time in milliseconds: P-AR semantics on Food Inspection dataset, non score-structured priority,  $p = 0.5$ .

	q2	q3	q4	q5	q6
P <sub>1</sub> Alg. 4 neg <sub>1</sub>	2,026	1,655	121,767	33,614	40,034
P <sub>1</sub> Alg. 4 neg <sub>2</sub>	1,236	1,699	<b>118,808</b>	<b>32,501</b>	26,320
P <sub>2</sub> Alg. 4 neg <sub>1</sub>	30,053	17,860	t.o	948,506	737,020
P <sub>2</sub> Alg. 4 neg <sub>2</sub>	18,400	17,744	t.o	934,065	715,284
P <sub>1</sub> Alg. 5 neg <sub>1</sub>	1,809	981	t.o	t.o	t.o
P <sub>1</sub> Alg. 5 neg <sub>2</sub>	<b>1,205</b>	876	t.o	t.o	t.o
P <sub>2</sub> Alg. 5 neg <sub>1</sub>	10,187	8,036	t.o	t.o	t.o
P <sub>2</sub> Alg. 5 neg <sub>2</sub>	7,950	8,081	t.o	t.o	t.o
P <sub>1</sub> Alg. 6 neg <sub>1</sub>	1,598	1,013	t.o	t.o	t.o
P <sub>1</sub> Alg. 6 neg <sub>2</sub>	1,409	<b>790</b>	t.o	t.o	t.o
P <sub>2</sub> Alg. 6 neg <sub>1</sub>	8,751	6,421	t.o	t.o	t.o
P <sub>2</sub> Alg. 6 neg <sub>2</sub>	7,565	6,364	t.o	t.o	t.o
P <sub>1</sub> Alg. 7 neg <sub>1</sub>	1,789	1,513	592,647	50,315	36,009
P <sub>1</sub> Alg. 7 neg <sub>2</sub>	1,376	1,386	361,792	106,561	<b>18,077</b>
P <sub>2</sub> Alg. 7 neg <sub>1</sub>	7,774	6,885	265,763	54,475	230,203
P <sub>2</sub> Alg. 7 neg <sub>2</sub>	7,659	7,059	323,436	85,932	21,687

Table 34: Query answers filtering time in milliseconds: P-AR semantics on Food Inspection dataset, non score-structured priority,  $p = 0.8$ .

	q2	q3	q4	q5	q6
P <sub>1</sub> Alg. 4 neg <sub>1</sub>	1,754	1,549	119,542	32,280	35,480
P <sub>1</sub> Alg. 4 neg <sub>2</sub>	1,094	1,590	114,823	29,263	22,567
P <sub>2</sub> Alg. 4 neg <sub>1</sub>	16,556	13,580	t.o	703,905	450,678
P <sub>2</sub> Alg. 4 neg <sub>2</sub>	10,040	12,344	t.o	633,187	439,352
P <sub>1</sub> Alg. 5 neg <sub>1</sub>	1,640	860	t.o	t.o	t.o
P <sub>1</sub> Alg. 5 neg <sub>2</sub>	876	763	t.o	t.o	t.o
P <sub>2</sub> Alg. 5 neg <sub>1</sub>	6,863	5,319	t.o	t.o	t.o
P <sub>2</sub> Alg. 5 neg <sub>2</sub>	5,300	5,417	t.o	t.o	t.o
P <sub>1</sub> Alg. 6 neg <sub>1</sub>	1,489	826	t.o	t.o	t.o
P <sub>1</sub> Alg. 6 neg <sub>2</sub>	1,102	731	t.o	t.o	t.o
P <sub>2</sub> Alg. 6 neg <sub>1</sub>	6,121	4,368	t.o	t.o	t.o
P <sub>2</sub> Alg. 6 neg <sub>2</sub>	4,525	4,099	t.o	t.o	t.o
P <sub>1</sub> Alg. 7 neg <sub>1</sub>	1,738	1,494	931,669	87,647	100,501
P <sub>1</sub> Alg. 7 neg <sub>2</sub>	1,435	1,770	366,887	94,216	18,000
P <sub>2</sub> Alg. 7 neg <sub>1</sub>	5,499	4,962	230,613	45,394	207,226
P <sub>2</sub> Alg. 7 neg <sub>2</sub>	5,967	5,004	643,423	172,966	17,187

Table 35: Query answers filtering time in milliseconds: P-AR semantics on Physicians dataset, non score-structured priority,  $p = 0.5$ .

	q1	q2	q3	q4	q5	q6
P <sub>1</sub> Alg. 4 neg <sub>1</sub>	733	170	330	24,724	224	5,288
P <sub>1</sub> Alg. 4 neg <sub>2</sub>	715	171	261	24,491	243	4,467
P <sub>2</sub> Alg. 4 neg <sub>1</sub>	1,675	170	326	854,863	262	17,753
P <sub>2</sub> Alg. 4 neg <sub>2</sub>	2,221	178	349	921,564	264	29,253
P <sub>1</sub> Alg. 5 neg <sub>1</sub>	372	174	699	2,362	272	82,355
P <sub>1</sub> Alg. 5 neg <sub>2</sub>	383	175	747	1,984	248	77,349
P <sub>2</sub> Alg. 5 neg <sub>1</sub>	947	216	846	42,217	314	122,750
P <sub>2</sub> Alg. 5 neg <sub>2</sub>	884	200	843	5,575	305	78,039
P <sub>1</sub> Alg. 6 neg <sub>1</sub>	330	197	1,165	t.o	313	t.o
P <sub>1</sub> Alg. 6 neg <sub>2</sub>	324	181	1,123	t.o	322	t.o
P <sub>2</sub> Alg. 6 neg <sub>1</sub>	733	206	1,269	t.o	400	t.o
P <sub>2</sub> Alg. 6 neg <sub>2</sub>	864	232	1,399	t.o	369	t.o
P <sub>1</sub> Alg. 7 neg <sub>1</sub>	460	161	457	16,340	244	36,700
P <sub>1</sub> Alg. 7 neg <sub>2</sub>	494	169	487	16,069	263	63,325
P <sub>2</sub> Alg. 7 neg <sub>1</sub>	970	206	547	33,465	301	30,162
P <sub>2</sub> Alg. 7 neg <sub>2</sub>	1,001	198	557	21,453	295	61,024

Table 36: Query answers filtering time in milliseconds: P-AR semantics on Physicians dataset, non score-structured priority,  $p = 0.8$ .

	q1	q2	q3	q4	q5	q6
P <sub>1</sub> Alg. 4 neg <sub>1</sub>	630	171	299	21,681	207	4,681
P <sub>1</sub> Alg. 4 neg <sub>2</sub>	669	147	280	21,833	192	4,294
P <sub>2</sub> Alg. 4 neg <sub>1</sub>	1,366	142	304	640,609	196	13,051
P <sub>2</sub> Alg. 4 neg <sub>2</sub>	1,636	147	259	656,234	205	21,713
P <sub>1</sub> Alg. 5 neg <sub>1</sub>	382	160	393	2,668	225	17,895
P <sub>1</sub> Alg. 5 neg <sub>2</sub>	404	170	443	2,604	211	14,098
P <sub>2</sub> Alg. 5 neg <sub>1</sub>	711	152	436	41,266	227	18,343
P <sub>2</sub> Alg. 5 neg <sub>2</sub>	694	154	401	4,325	219	12,747
P <sub>1</sub> Alg. 6 neg <sub>1</sub>	312	173	628	1,535,403	239	t.o
P <sub>1</sub> Alg. 6 neg <sub>2</sub>	324	167	618	1,488,329	268	t.o
P <sub>2</sub> Alg. 6 neg <sub>1</sub>	609	171	583	1,285,732	239	t.o
P <sub>2</sub> Alg. 6 neg <sub>2</sub>	631	161	638	1,380,973	272	t.o
P <sub>1</sub> Alg. 7 neg <sub>1</sub>	449	199	371	16,321	227	15,336
P <sub>1</sub> Alg. 7 neg <sub>2</sub>	486	157	363	15,687	212	28,293
P <sub>2</sub> Alg. 7 neg <sub>1</sub>	809	158	336	44,776	217	11,848
P <sub>2</sub> Alg. 7 neg <sub>2</sub>	809	164	336	22,859	202	25,304

Table 37: Query answers filtering time in milliseconds: C-AR semantics on u1c1, non score-structured priority,  $p = 0.8$ .

	q1	q2	q3	q4	q5	q6	q7	q8	q9	q10
Alg. 4 neg <sub>1</sub>	oom	81	37	t.o	32	34	27	29	oom	39
Alg. 4 neg <sub>2</sub>	oom	66	30	oom	32	30	26	25	oom	45
Alg. 5 neg <sub>1</sub>	t.o	90	13	t.o	10	12	11	13	t.o	73
Alg. 5 neg <sub>2</sub>	t.o	120	10	t.o	8	12	9	8	t.o	71
Alg. 6 neg <sub>1</sub>	t.o	95	53	t.o	48	55	47	47	t.o	81
Alg. 6 neg <sub>2</sub>	t.o	93	50	t.o	53	55	49	55	t.o	74
Alg. 7 neg <sub>1</sub>	t.o	103	51	t.o	55	55	56	50	t.o	61
Alg. 7 neg <sub>2</sub>	t.o	101	48	t.o	53	57	46	42	t.o	69
	q11	q12	q13	q14	q15	q16	q17	q18	q19	q20
Alg. 4 neg <sub>1</sub>	48	oom	58	90	oom	oom	oom	44	30	24
Alg. 4 neg <sub>2</sub>	51	oom	60	86	oom	oom	oom	51	25	25
Alg. 5 neg <sub>1</sub>	78	t.o	128	433	t.o	t.o	oom	98	9	11
Alg. 5 neg <sub>2</sub>	90	t.o	183	453	t.o	t.o	oom	92	10	10
Alg. 6 neg <sub>1</sub>	80	t.o	150	425	t.o	t.o	oom	82	49	49
Alg. 6 neg <sub>2</sub>	81	t.o	159	453	t.o	t.o	oom	89	46	49
Alg. 7 neg <sub>1</sub>	78	t.o	133	383	t.o	t.o	oom	92	45	48
Alg. 7 neg <sub>2</sub>	68	t.o	190	403	t.o	t.o	oom	75	46	44

Table 38: Query answers filtering time in milliseconds: C-AR semantics on u1c50, non score-structured priority,  $p = 0.8$ .

	q1	q2	q3	q4	q5	q6	q7	q8	q9	q10
Alg. 4 neg <sub>1</sub>	oom	t.o	oom	t.o	oom	t.o	oom	45	t.o	oom
Alg. 4 neg <sub>2</sub>	oom	t.o	oom	t.o	oom	t.o	oom	36	t.o	oom
Alg. 5 neg <sub>1</sub>	oom	oom	oom	oom	oom	oom	oom	23	oom	oom
Alg. 5 neg <sub>2</sub>	oom	oom	oom	oom	oom	oom	oom	24	oom	oom
Alg. 6 neg <sub>1</sub>	oom	oom	oom	oom	oom	oom	oom	73	oom	oom
Alg. 6 neg <sub>2</sub>	oom	oom	oom	oom	oom	oom	oom	71	oom	oom
Alg. 7 neg <sub>1</sub>	oom	oom	oom	oom	oom	oom	oom	61	oom	oom
Alg. 7 neg <sub>2</sub>	oom	oom	oom	oom	oom	oom	oom	56	oom	oom
	q11	q12	q13	q14	q15	q16	q17	q18	q19	q20
Alg. 4 neg <sub>1</sub>	t.o	t.o	t.o	t.o	t.o	t.o	oom	t.o	44	oom
Alg. 4 neg <sub>2</sub>	t.o	t.o	t.o	t.o	t.o	t.o	oom	t.o	34	oom
Alg. 5 neg <sub>1</sub>	oom	oom	oom	oom	oom	oom	oom	oom	23	oom
Alg. 5 neg <sub>2</sub>	oom	oom	oom	oom	oom	oom	oom	oom	25	oom
Alg. 6 neg <sub>1</sub>	oom	oom	oom	oom	oom	oom	oom	oom	61	oom
Alg. 6 neg <sub>2</sub>	oom	oom	oom	oom	oom	oom	oom	oom	71	oom
Alg. 7 neg <sub>1</sub>	oom	oom	oom	oom	oom	oom	oom	oom	59	oom
Alg. 7 neg <sub>2</sub>	oom	oom	oom	oom	oom	oom	oom	oom	61	oom

Table 39: Query answers filtering time in milliseconds: C-AR semantics on u20c1, non score-structured priority,  $p = 0.8$ .

	q1	q2	q3	q4	q5	q6	q7	q8	q9	q10
Alg. 4 neg <sub>1</sub>	oom	oom	41	oom	41	41	oom	13,423	oom	oom
Alg. 4 neg <sub>2</sub>	oom	oom	42	oom	43	41	oom	13,586	oom	oom
Alg. 5 neg <sub>1</sub>	oom	oom	31	oom	31	34	t.o	1,852	oom	t.o
Alg. 5 neg <sub>2</sub>	oom	oom	32	oom	32	31	t.o	2,706	oom	t.o
Alg. 6 neg <sub>1</sub>	oom	oom	81	oom	83	70	t.o	1,964	oom	t.o
Alg. 6 neg <sub>2</sub>	oom	oom	71	oom	78	81	t.o	2,747	oom	t.o
Alg. 7 neg <sub>1</sub>	oom	oom	79	oom	83	75	t.o	1,872	oom	t.o
Alg. 7 neg <sub>2</sub>	oom	oom	70	oom	70	88	t.o	2,649	oom	t.o
	q11	q12	q13	q14	q15	q16	q17	q18	q19	q20
Alg. 4 neg <sub>1</sub>	2,440	oom	oom	oom	oom	oom	oom	oom	159	41
Alg. 4 neg <sub>2</sub>	2,465	t.o	oom	t.o	oom	oom	oom	oom	189	40
Alg. 5 neg <sub>1</sub>	oom	oom	t.o	t.o	oom	oom	t.o	oom	223	31
Alg. 5 neg <sub>2</sub>	oom	oom	t.o	t.o	oom	oom	t.o	oom	261	30
Alg. 6 neg <sub>1</sub>	489,147	oom	t.o	t.o	oom	oom	t.o	oom	226	94
Alg. 6 neg <sub>2</sub>	oom	oom	t.o	t.o	oom	oom	t.o	oom	221	100
Alg. 7 neg <sub>1</sub>	583,873	oom	t.o	t.o	oom	oom	t.o	oom	196	95
Alg. 7 neg <sub>2</sub>	oom	oom	t.o	t.o	oom	oom	t.o	oom	251	76

Table 40: Query answers filtering time in milliseconds: C-AR semantics on u20c50, non score-structured priority,  $p = 0.8$ : All queries run out of memory.

Table 41: Query answers filtering time in milliseconds: C-AR semantics on Food Inspection dataset, non score-structured priority,  $p = 0.8$  for both p50 and p80: All queries run out of time or memory.

Table 42: Query answers filtering time in milliseconds: C-AR semantics on Physicians dataset, non score-structured priority,  $p = 0.5$ .

	q1	q2	q3	q4	q5	q6
Alg. 4 neg <sub>1</sub>	<b>488,355</b>	<b>207</b>	<b>883</b>	oom	<b>316</b>	t.o
Alg. 4 neg <sub>2</sub>	542,960	216	991	oom	328	t.o
Alg. 5 neg <sub>1</sub>	oom	565	t.o	t.o	932	t.o
Alg. 5 neg <sub>2</sub>	t.o	1,403	t.o	t.o	1,264	oom
Alg. 6 neg <sub>1</sub>	t.o	956	t.o	t.o	935	t.o
Alg. 6 neg <sub>2</sub>	t.o	543	t.o	t.o	1,039	oom
Alg. 7 neg <sub>1</sub>	oom	489	t.o	t.o	1,039	t.o
Alg. 7 neg <sub>2</sub>	oom	557	t.o	t.o	1,176	oom

Table 43: Query answers filtering time in milliseconds: C-AR semantics on Physicians dataset, non score-structured priority,  $p = 0.8$ .

	q1	q2	q3	q4	q5	q6
Alg. 4 neg <sub>1</sub>	401,639	<b>149</b>	<b>425</b>	oom	224	oom
Alg. 4 neg <sub>2</sub>	<b>399,510</b>	152	426	t.o	<b>214</b>	t.o
Alg. 5 neg <sub>1</sub>	oom	364	oom	t.o	322	t.o
Alg. 5 neg <sub>2</sub>	oom	499	oom	t.o	337	t.o
Alg. 6 neg <sub>1</sub>	oom	331	oom	t.o	295	t.o
Alg. 6 neg <sub>2</sub>	oom	400	oom	t.o	342	t.o
Alg. 7 neg <sub>1</sub>	oom	310	oom	t.o	267	t.o
Alg. 7 neg <sub>2</sub>	oom	423	oom	t.o	348	t.o

Table 44: Query answers filtering time in milliseconds: X-IAR semantics ( $X \in \{P,C\}$ ) on u1c1, score-structured priority,  $n = 5$ .

	q1	q2	q3	q4	q5	q6	q7	q8	q9	q10
P <sub>1</sub> Alg. 4 neg <sub>1</sub>	264	<b>51</b>	27	481	27	27	33	24	141	26
P <sub>1</sub> Alg. 4 neg <sub>2</sub>	304	67	26	489	27	31	28	28	164	23
P <sub>2</sub> Alg. 4 neg <sub>1</sub>	192	63	34	450	25	29	31	25	82	27
P <sub>2</sub> Alg. 4 neg <sub>2</sub>	680	65	25	541	28	33	29	28	614	31
C Alg. 4 neg <sub>1</sub>	t.o	145	28	2,935	31	34	32	28	oom	28
C Alg. 4 neg <sub>2</sub>	t.o	72	31	3,040	34	36	29	30	oom	31
P <sub>1</sub> Alg. 5 neg <sub>1</sub>	301	89	<b>7</b>	377	8	<b>8</b>	8	<b>6</b>	261	7
P <sub>1</sub> Alg. 5 neg <sub>2</sub>	326	80	<b>7</b>	363	<b>6</b>	<b>8</b>	9	8	259	8
P <sub>2</sub> Alg. 5 neg <sub>1</sub>	<b>186</b>	79	<b>7</b>	308	7	9	<b>7</b>	<b>6</b>	115	<b>6</b>
P <sub>2</sub> Alg. 5 neg <sub>2</sub>	870	88	8	439	8	11	8	7	707	7
C Alg. 5 neg <sub>1</sub>	t.o	78	8	3,812	8	10	9	7	oom	10
C Alg. 5 neg <sub>2</sub>	t.o	92	8	4,158	8	9	11	8	t.o	11
P <sub>1</sub> Alg. 6 neg <sub>1</sub>	493	69	42	2,096	38	42	39	39	397	37
P <sub>1</sub> Alg. 6 neg <sub>2</sub>	487	77	39	2,728	40	43	36	39	395	38
P <sub>2</sub> Alg. 6 neg <sub>1</sub>	329	83	53	2,136	53	46	43	41	186	39
P <sub>2</sub> Alg. 6 neg <sub>2</sub>	1,140	76	54	2,608	49	43	47	47	994	44
C Alg. 6 neg <sub>1</sub>	t.o	97	42	5,813	49	46	48	47	oom	39
C Alg. 6 neg <sub>2</sub>	t.o	150	87	6,611	48	52	46	41	oom	43
P <sub>1</sub> Alg. 7 neg <sub>1</sub>	1,682	77	38	5,256	42	38	38	31	652	29
P <sub>1</sub> Alg. 7 neg <sub>2</sub>	1,716	72	37	5,167	35	33	34	33	614	32
P <sub>2</sub> Alg. 7 neg <sub>1</sub>	592	87	50	2,223	52	51	39	42	133	45
P <sub>2</sub> Alg. 7 neg <sub>2</sub>	2,321	105	43	6,215	51	55	48	43	1,153	40
C Alg. 7 neg <sub>1</sub>	t.o	99	43	130,498	44	48	45	36	oom	38
C Alg. 7 neg <sub>2</sub>	t.o	91	45	156,360	40	47	46	32	oom	35
P <sub>1</sub> Alg. 8 neg <sub>1</sub>	342	57	23	437	24	26	28	27	140	23
P <sub>1</sub> Alg. 8 neg <sub>2</sub>	418	57	33	560	32	32	31	27	183	26
P <sub>2</sub> Alg. 8 neg <sub>1</sub>	355	67	33	467	32	34	38	32	99	33
P <sub>2</sub> Alg. 8 neg <sub>2</sub>	634	63	30	505	25	28	30	23	522	28
C Alg. 8 neg <sub>1</sub>	t.o	74	30	2,984	33	33	31	26	oom	27
C Alg. 8 neg <sub>2</sub>	t.o	78	31	3,056	29	36	35	28	oom	33
P <sub>1</sub> Alg. 9 neg <sub>1</sub>	237	55	30	182	29	33	32	29	120	29
P <sub>1</sub> Alg. 9 neg <sub>2</sub>	231	58	27	<b>175</b>	29	34	35	29	120	28
P <sub>2</sub> Alg. 9 neg <sub>1</sub>	209	60	33	177	37	29	37	31	<b>68</b>	31
P <sub>2</sub> Alg. 9 neg <sub>2</sub>	362	53	35	177	30	35	26	26	288	30
C Alg. 9 neg <sub>1</sub>	t.o	63	32	267	31	34	30	29	oom	30
C Alg. 9 neg <sub>2</sub>	t.o	58	33	251	33	38	32	33	oom	30
P <sub>1</sub> Alg. 10 neg <sub>1</sub>	472	88	<b>7</b>	250	10	<b>8</b>	<b>7</b>	8	191	8
P <sub>1</sub> Alg. 10 neg <sub>2</sub>	454	77	9	240	7	<b>8</b>	12	8	198	10
P <sub>2</sub> Alg. 10 neg <sub>1</sub>	387	91	15	281	9	11	9	9	127	8
P <sub>2</sub> Alg. 10 neg <sub>2</sub>	1,015	95	13	273	10	9	9	8	641	9
C Alg. 10 neg <sub>1</sub>	t.o	77	9	360	10	9	14	8	oom	9
C Alg. 10 neg <sub>2</sub>	t.o	79	11	336	11	9	11	9	oom	9

	q11	q12	q13	q14	q15	q16	q17	q18	q19	q20
P <sub>1</sub> Alg. 4 neg <sub>1</sub>	34	86	53	35	125	3,067	27	64	24	26
P <sub>1</sub> Alg. 4 neg <sub>2</sub>	31	88	51	40	120	3,825	29	70	24	27
P <sub>2</sub> Alg. 4 neg <sub>1</sub>	36	154	55	36	60	1,157	30	70	32	27
P <sub>2</sub> Alg. 4 neg <sub>2</sub>	34	168	55	39	340	17,651	27	79	27	28
C Alg. 4 neg <sub>1</sub>	31	oom	52	102	oom	oom	30	133	28	31
C Alg. 4 neg <sub>2</sub>	37	oom	61	118	oom	oom	30	151	32	30
P <sub>1</sub> Alg. 5 neg <sub>1</sub>	9	84	70	56	217	8,245	8	87	8	7
P <sub>1</sub> Alg. 5 neg <sub>2</sub>	10	93	59	53	223	8,182	6	97	6	6
P <sub>2</sub> Alg. 5 neg <sub>1</sub>	9	167	74	55	89	1,841	7	92	6	9
P <sub>2</sub> Alg. 5 neg <sub>2</sub>	9	181	72	66	716	oom	9	88	7	8
C Alg. 5 neg <sub>1</sub>	9	t.o	148	306	oom	oom	9	163	8	7
C Alg. 5 neg <sub>2</sub>	9	t.o	119	159	t.o	t.o	9	352	15	12
P <sub>1</sub> Alg. 6 neg <sub>1</sub>	46	88	65	59	303	23,569	36	88	40	35
P <sub>1</sub> Alg. 6 neg <sub>2</sub>	45	94	70	57	311	22,708	42	104	38	33
P <sub>2</sub> Alg. 6 neg <sub>1</sub>	48	177	66	67	153	16,689	43	99	38	39
P <sub>2</sub> Alg. 6 neg <sub>2</sub>	59	181	79	71	798	oom	44	106	46	49
C Alg. 6 neg <sub>1</sub>	50	oom	80	162	t.o	oom	39	192	42	48
C Alg. 6 neg <sub>2</sub>	51	oom	83	161	t.o	oom	46	223	40	47
P <sub>1</sub> Alg. 7 neg <sub>1</sub>	44	112	64	54	430	1,718,044	34	108	35	36
P <sub>1</sub> Alg. 7 neg <sub>2</sub>	41	112	61	50	429	1,744,859	33	110	34	39
P <sub>2</sub> Alg. 7 neg <sub>1</sub>	55	233	67	62	109	6,014	43	108	37	41
P <sub>2</sub> Alg. 7 neg <sub>2</sub>	49	226	71	61	715	oom	38	146	33	44
C Alg. 7 neg <sub>1</sub>	50	t.o	170	255	t.o	t.o	69	636	76	71
C Alg. 7 neg <sub>2</sub>	44	t.o	170	169	t.o	t.o	74	725	70	73
P <sub>1</sub> Alg. 8 neg <sub>1</sub>	29	82	51	31	112	1,525	26	114	22	29
P <sub>1</sub> Alg. 8 neg <sub>2</sub>	32	109	62	43	134	2,012	28	132	30	29
P <sub>2</sub> Alg. 8 neg <sub>1</sub>	36	185	55	33	71	720	34	135	29	34
P <sub>2</sub> Alg. 8 neg <sub>2</sub>	32	147	49	41	325	5,406	25	127	27	32
C Alg. 8 neg <sub>1</sub>	37	oom	69	94	oom	oom	32	198	30	35
C Alg. 8 neg <sub>2</sub>	38	oom	67	104	oom	oom	27	185	27	33
P <sub>1</sub> Alg. 9 neg <sub>1</sub>	33	95	61	37	129	701	32	64	27	31
P <sub>1</sub> Alg. 9 neg <sub>2</sub>	36	94	52	36	139	719	29	77	29	28
P <sub>2</sub> Alg. 9 neg <sub>1</sub>	40	168	50	34	64	314	33	71	27	29
P <sub>2</sub> Alg. 9 neg <sub>2</sub>	30	174	62	37	367	1,888	28	72	26	34
C Alg. 9 neg <sub>1</sub>	35	oom	56	103	oom	oom	29	94	28	29
C Alg. 9 neg <sub>2</sub>	37	oom	64	98	oom	oom	33	108	26	30
P <sub>1</sub> Alg. 10 neg <sub>1</sub>	14	111	72	64	272	1,450	8	78	8	8
P <sub>1</sub> Alg. 10 neg <sub>2</sub>	11	116	91	60	255	1,515	8	78	9	11
P <sub>2</sub> Alg. 10 neg <sub>1</sub>	12	209	97	66	153	806	8	98	8	12
P <sub>2</sub> Alg. 10 neg <sub>2</sub>	12	212	78	72	743	4,031	7	93	11	9
C Alg. 10 neg <sub>1</sub>	10	oom	86	124	oom	oom	7	95	7	8
C Alg. 10 neg <sub>2</sub>	10	oom	87	136	oom	oom	8	114	8	9



Table 45: Query answers filtering time in milliseconds: X-IAR semantics ( $X \in \{P,C\}$ ) on u1c50, score-structured priority,  $n = 5$ .

	q1	q2	q3	q4	q5	q6	q7	q8	q9	q10
P <sub>1</sub> Alg. 4 neg <sub>1</sub>	9,513	4,466	2,275	20,114	420	765	686	35	2,253	102
P <sub>1</sub> Alg. 4 neg <sub>2</sub>	9,773	4,688	2,274	21,529	524	720	710	35	2,245	101
P <sub>2</sub> Alg. 4 neg <sub>1</sub>	21,572	13,029	5,585	110,161	215	415	752	37	4,597	129
P <sub>2</sub> Alg. 4 neg <sub>2</sub>	104,243	34,893	27,834	171,425	1,982	2,106	2,716	36	14,977	364
C Alg. 4 neg <sub>1</sub>	t.o	oom	t.o	oom	oom	t.o	t.o	36	oom	oom
C Alg. 4 neg <sub>2</sub>	t.o	t.o	t.o	oom	t.o	t.o	t.o	39	oom	oom
P <sub>1</sub> Alg. 5 neg <sub>1</sub>	57,114	17,714	2,600	oom	564	1,096	1,218	17	4,148	114
P <sub>1</sub> Alg. 5 neg <sub>2</sub>	59,851	49,163	2,570	oom	1,023	1,102	1,147	17	5,286	124
P <sub>2</sub> Alg. 5 neg <sub>1</sub>	128,635	23,623	6,234	oom	284	455	931	18	6,627	143
P <sub>2</sub> Alg. 5 neg <sub>2</sub>	oom	oom	35,076	oom	2,083	2,975	3,139	19	24,730	397
C Alg. 5 neg <sub>1</sub>	oom	t.o	t.o	oom	t.o	t.o	t.o	21	t.o	t.o
C Alg. 5 neg <sub>2</sub>	t.o	t.o	t.o	oom	t.o	t.o	t.o	20	t.o	t.o
P <sub>1</sub> Alg. 6 neg <sub>1</sub>	121,298	20,998	2,557	oom	529	1,442	1,127	52	6,428	108
P <sub>1</sub> Alg. 6 neg <sub>2</sub>	122,567	68,879	2,859	oom	1,082	1,472	1,029	63	8,013	112
P <sub>2</sub> Alg. 6 neg <sub>1</sub>	257,466	27,398	6,401	oom	297	570	918	57	7,494	120
P <sub>2</sub> Alg. 6 neg <sub>2</sub>	oom	oom	37,404	oom	2,682	3,835	3,336	64	33,888	458
C Alg. 6 neg <sub>1</sub>	oom	oom	t.o	oom	oom	t.o	t.o	63	t.o	t.o
C Alg. 6 neg <sub>2</sub>	oom	t.o	t.o	oom	t.o	t.o	t.o	59	oom	t.o
P <sub>1</sub> Alg. 7 neg <sub>1</sub>	t.o	947,854	15,635	oom	800	10,145	6,297	53	100,162	125
P <sub>1</sub> Alg. 7 neg <sub>2</sub>	t.o	905,380	14,220	oom	1,087	9,102	5,691	50	89,905	112
P <sub>2</sub> Alg. 7 neg <sub>1</sub>	oom	370,490	15,427	oom	314	2,152	2,284	62	40,789	144
P <sub>2</sub> Alg. 7 neg <sub>2</sub>	oom	oom	80,164	oom	2,929	10,039	6,673	53	174,875	500
C Alg. 7 neg <sub>1</sub>	oom	t.o	t.o	oom	oom	t.o	t.o	54	t.o	t.o
C Alg. 7 neg <sub>2</sub>	oom	t.o	t.o	oom	t.o	t.o	t.o	54	t.o	oom
P <sub>1</sub> Alg. 8 neg <sub>1</sub>	8,000	3,384	2,133	18,284	379	540	629	32	2,067	101
P <sub>1</sub> Alg. 8 neg <sub>2</sub>	9,177	3,988	2,548	21,287	478	633	758	37	2,493	112
P <sub>2</sub> Alg. 8 neg <sub>1</sub>	19,221	7,675	6,455	128,781	354	406	783	38	5,012	139
P <sub>2</sub> Alg. 8 neg <sub>2</sub>	82,487	18,916	27,283	168,345	1,398	1,690	2,872	38	14,887	398
C Alg. 8 neg <sub>1</sub>	t.o	t.o	t.o	oom	oom	t.o	t.o	39	t.o	oom
C Alg. 8 neg <sub>2</sub>	t.o	t.o	t.o	oom	oom	t.o	t.o	41	t.o	oom
P <sub>1</sub> Alg. 9 neg <sub>1</sub>	4,401	1,321	434	992	114	172	501	36	1,218	47
P <sub>1</sub> Alg. 9 neg <sub>2</sub>	4,524	1,298	439	994	97	182	519	41	1,221	53
P <sub>2</sub> Alg. 9 neg <sub>1</sub>	7,953	2,665	937	1,976	90	126	359	38	2,244	53
P <sub>2</sub> Alg. 9 neg <sub>2</sub>	29,068	4,514	2,265	2,597	231	402	1,891	41	4,890	54
C Alg. 9 neg <sub>1</sub>	t.o	t.o	t.o	oom	oom	t.o	t.o	48	t.o	136
C Alg. 9 neg <sub>2</sub>	t.o	t.o	t.o	oom	oom	t.o	t.o	39	t.o	59
P <sub>1</sub> Alg. 10 neg <sub>1</sub>	oom	1,988	574	1,698	206	349	659	19	1,880	117
P <sub>1</sub> Alg. 10 neg <sub>2</sub>	oom	1,753	582	1,634	212	354	652	19	1,880	102
P <sub>2</sub> Alg. 10 neg <sub>1</sub>	oom	3,168	1,142	2,860	169	257	768	23	3,239	156
P <sub>2</sub> Alg. 10 neg <sub>2</sub>	oom	6,482	3,199	3,961	700	909	2,388	23	9,471	417
C Alg. 10 neg <sub>1</sub>	oom	t.o	t.o	oom	t.o	t.o	t.o	17	t.o	oom
C Alg. 10 neg <sub>2</sub>	oom	t.o	t.o	oom	oom	t.o	t.o	22	t.o	oom

	q11	q12	q13	q14	q15	q16	q17	q18	q19	q20
P <sub>1</sub> Alg. 4 neg <sub>1</sub>	413	15,334	634	287	1,414	80,213	86	3,184	34	463
P <sub>1</sub> Alg. 4 neg <sub>2</sub>	429	14,589	633	309	1,438	83,389	96	3,443	34	484
P <sub>2</sub> Alg. 4 neg <sub>1</sub>	1,039	29,601	1,489	578	2,651	212,689	67	7,857	35	1,106
P <sub>2</sub> Alg. 4 neg <sub>2</sub>	1,516	135,579	2,438	1,121	7,549	1,305,473	291	20,425	37	1,898
C Alg. 4 neg <sub>1</sub>	oom	oom	oom	oom	oom	oom	oom	oom	38	t.o
C Alg. 4 neg <sub>2</sub>	oom	oom	oom	oom	t.o	t.o	oom	oom	41	t.o
P <sub>1</sub> Alg. 5 neg <sub>1</sub>	607	294,386	754	340	2,537	oom	137	10,720	16	447
P <sub>1</sub> Alg. 5 neg <sub>2</sub>	479	249,601	727	352	2,607	oom	142	16,872	16	476
P <sub>2</sub> Alg. 5 neg <sub>1</sub>	1,231	237,908	1,681	818	3,257	oom	86	13,137	20	1,130
P <sub>2</sub> Alg. 5 neg <sub>2</sub>	1,576	oom	2,424	1,412	11,608	oom	350	117,280	18	1,794
C Alg. 5 neg <sub>1</sub>	oom	t.o	oom	oom	t.o	t.o	oom	oom	20	t.o
C Alg. 5 neg <sub>2</sub>	oom	t.o	oom	oom	t.o	t.o	oom	oom	19	t.o
P <sub>1</sub> Alg. 6 neg <sub>1</sub>	538	285,464	855	380	3,803	oom	134	12,334	47	445
P <sub>1</sub> Alg. 6 neg <sub>2</sub>	582	182,057	844	390	3,972	oom	144	15,166	58	430
P <sub>2</sub> Alg. 6 neg <sub>1</sub>	1,190	191,572	1,593	756	3,289	oom	66	12,357	56	1,029
P <sub>2</sub> Alg. 6 neg <sub>2</sub>	1,915	oom	3,126	1,617	10,952	oom	392	128,744	67	2,098
C Alg. 6 neg <sub>1</sub>	oom	t.o	oom	oom	t.o	t.o	oom	oom	59	t.o
C Alg. 6 neg <sub>2</sub>	oom	t.o	oom	oom	t.o	t.o	oom	oom	64	t.o
P <sub>1</sub> Alg. 7 neg <sub>1</sub>	2,498	1,371,019	6,205	1,581	34,270	oom	116	384,155	57	1,761
P <sub>1</sub> Alg. 7 neg <sub>2</sub>	2,129	1,077,135	5,547	1,439	31,602	oom	112	348,015	57	1,450
P <sub>2</sub> Alg. 7 neg <sub>1</sub>	2,432	414,877	4,408	1,772	13,626	oom	97	134,225	55	2,041
P <sub>2</sub> Alg. 7 neg <sub>2</sub>	3,322	oom	7,739	2,400	60,221	oom	351	497,737	67	3,421
C Alg. 7 neg <sub>1</sub>	oom	t.o	oom	oom	t.o	t.o	oom	oom	44	t.o
C Alg. 7 neg <sub>2</sub>	oom	t.o	oom	oom	t.o	t.o	oom	oom	53	t.o
P <sub>1</sub> Alg. 8 neg <sub>1</sub>	459	7,908	631	257	1,296	78,958	51	2,667	33	420
P <sub>1</sub> Alg. 8 neg <sub>2</sub>	533	8,778	745	299	1,508	88,298	69	2,985	39	518
P <sub>2</sub> Alg. 8 neg <sub>1</sub>	1,194	21,762	1,681	664	2,919	242,356	55	6,125	42	1,247
P <sub>2</sub> Alg. 8 neg <sub>2</sub>	1,634	91,641	2,450	1,075	8,009	1,316,558	72	11,179	42	1,903
C Alg. 8 neg <sub>1</sub>	oom	t.o	oom	t.o	t.o	t.o	265,293	t.o	39	t.o
C Alg. 8 neg <sub>2</sub>	t.o	t.o	oom	t.o	t.o	t.o	222,697	t.o	41	t.o
P <sub>1</sub> Alg. 9 neg <sub>1</sub>	531	9,136	756	242	1,550	2,180	67	967	38	89
P <sub>1</sub> Alg. 9 neg <sub>2</sub>	520	8,820	739	255	1,550	2,144	59	975	37	86
P <sub>2</sub> Alg. 9 neg <sub>1</sub>	1,104	20,702	1,618	513	2,740	2,925	57	1,708	40	129
P <sub>2</sub> Alg. 9 neg <sub>2</sub>	1,585	91,169	2,413	797	7,978	11,261	91	3,015	39	219
C Alg. 9 neg <sub>1</sub>	oom	t.o	oom	t.o	t.o	t.o	437,285	oom	38	t.o
C Alg. 9 neg <sub>2</sub>	oom	t.o	oom	t.o	t.o	t.o	436,694	t.o	59	t.o
P <sub>1</sub> Alg. 10 neg <sub>1</sub>	382	1,049	672	399	1,690	oom	93	1,260	18	188
P <sub>1</sub> Alg. 10 neg <sub>2</sub>	366	1,059	681	408	1,682	oom	85	1,284	20	208
P <sub>2</sub> Alg. 10 neg <sub>1</sub>	745	3,329	1,339	733	3,054	oom	91	2,302	22	264
P <sub>2</sub> Alg. 10 neg <sub>2</sub>	1,055	3,936	2,228	1,144	9,031	oom	119	4,576	21	388
C Alg. 10 neg <sub>1</sub>	oom	t.o	oom	oom	t.o	t.o	207,730	oom	20	t.o
C Alg. 10 neg <sub>2</sub>	oom	t.o	oom	oom	t.o	t.o	240,073	oom	21	t.o

Table 46: Query answers filtering time in milliseconds: X-IAR semantics ( $X \in \{P,C\}$ ) on u20c1, score-structured priority,  $n = 5$ .

	q1	q2	q3	q4	q5	q6	q7	q8	q9	q10
P <sub>1</sub> Alg. 4 neg <sub>1</sub>	1,741	878	42	38,121	41	41	81	78	1,088	83
P <sub>1</sub> Alg. 4 neg <sub>2</sub>	1,751	931	42	38,714	41	45	87	72	1,190	84
P <sub>2</sub> Alg. 4 neg <sub>1</sub>	1,349	612	44	25,931	44	43	74	57	692	64
P <sub>2</sub> Alg. 4 neg <sub>2</sub>	3,051	2,049	47	64,054	43	44	99	87	2,762	155
C Alg. 4 neg <sub>1</sub>	oom	oom	43	oom	44	46	13,415	75,969	oom	oom
C Alg. 4 neg <sub>2</sub>	oom	oom	49	oom	49	53	14,821	91,459	oom	oom
P <sub>1</sub> Alg. 5 neg <sub>1</sub>	2,381	1,268	22	oom	21	23	105	118	1,551	152
P <sub>1</sub> Alg. 5 neg <sub>2</sub>	2,417	1,306	23	oom	23	24	101	118	1,801	167
P <sub>2</sub> Alg. 5 neg <sub>1</sub>	1,376	638	26	oom	23	26	111	100	714	89
P <sub>2</sub> Alg. 5 neg <sub>2</sub>	4,028	12,647	25	oom	26	25	136	196	7,685	235
C Alg. 5 neg <sub>1</sub>	oom	oom	28	oom	29	29	17,059	oom	oom	oom
C Alg. 5 neg <sub>2</sub>	oom	oom	29	oom	25	29	15,273	oom	oom	oom
P <sub>1</sub> Alg. 6 neg <sub>1</sub>	71,546	1,883	65	oom	67	53	136	130	5,588	177
P <sub>1</sub> Alg. 6 neg <sub>2</sub>	43,686	1,946	60	oom	46	66	135	151	5,030	168
P <sub>2</sub> Alg. 6 neg <sub>1</sub>	98,184	1,190	81	oom	80	75	158	103	4,028	135
P <sub>2</sub> Alg. 6 neg <sub>2</sub>	48,882	11,501	67	oom	67	72	208	212	12,607	279
C Alg. 6 neg <sub>1</sub>	oom	oom	79	oom	74	80	15,651	oom	oom	oom
C Alg. 6 neg <sub>2</sub>	oom	oom	78	oom	77	74	15,219	oom	oom	oom
P <sub>1</sub> Alg. 7 neg <sub>1</sub>	741,666	35,296	65	oom	68	66	173	186	119,241	230
P <sub>1</sub> Alg. 7 neg <sub>2</sub>	587,482	30,770	59	oom	42	49	132	101	100,770	184
P <sub>2</sub> Alg. 7 neg <sub>1</sub>	34,947	3,075	59	oom	66	62	133	83	5,084	106
P <sub>2</sub> Alg. 7 neg <sub>2</sub>	502,005	33,814	70	oom	61	68	218	183	78,794	227
C Alg. 7 neg <sub>1</sub>	oom	oom	66	oom	66	58	15,044	oom	oom	oom
C Alg. 7 neg <sub>2</sub>	oom	oom	62	oom	66	72	15,200	oom	oom	oom
P <sub>1</sub> Alg. 8 neg <sub>1</sub>	2,241	786	39	33,717	38	39	81	63	1,028	58
P <sub>1</sub> Alg. 8 neg <sub>2</sub>	oom	974	46	39,147	42	45	89	69	1,286	84
P <sub>2</sub> Alg. 8 neg <sub>1</sub>	2,222	754	49	27,095	50	49	91	54	882	63
P <sub>2</sub> Alg. 8 neg <sub>2</sub>	3,643	1,508	45	69,935	45	48	124	66	2,939	129
C Alg. 8 neg <sub>1</sub>	oom	oom	47	oom	47	45	14,901	13,219	t.o	oom
C Alg. 8 neg <sub>2</sub>	oom	oom	52	oom	48	47	15,996	13,395	oom	oom
P <sub>1</sub> Alg. 9 neg <sub>1</sub>	1,450	482	46	3,768	46	45	95	61	790	77
P <sub>1</sub> Alg. 9 neg <sub>2</sub>	1,474	493	47	3,504	46	45	91	66	799	73
P <sub>2</sub> Alg. 9 neg <sub>1</sub>	1,347	460	46	4,154	45	51	89	53	612	60
P <sub>2</sub> Alg. 9 neg <sub>2</sub>	1,987	727	47	4,294	45	49	112	58	1,698	81
C Alg. 9 neg <sub>1</sub>	oom	oom	46	oom	48	50	14,039	12,849	oom	oom
C Alg. 9 neg <sub>2</sub>	oom	oom	47	oom	47	48	14,952	13,304	oom	oom
P <sub>1</sub> Alg. 10 neg <sub>1</sub>	oom	707	26	5,636	26	29	162	115	1,298	115
P <sub>1</sub> Alg. 10 neg <sub>2</sub>	oom	682	26	5,744	27	28	158	103	1,303	137
P <sub>2</sub> Alg. 10 neg <sub>1</sub>	oom	633	29	oom	30	30	166	104	960	107
P <sub>2</sub> Alg. 10 neg <sub>2</sub>	oom	1,098	30	oom	26	32	215	111	2,792	166
C Alg. 10 neg <sub>1</sub>	oom	oom	24	oom	26	28	13,787	12,017	oom	oom
C Alg. 10 neg <sub>2</sub>	oom	oom	26	oom	26	29	14,782	12,348	oom	oom

	q11	q12	q13	q14	q15	q16	q17	q18	q19	q20
P <sub>1</sub> Alg. 4 neg <sub>1</sub>	136	2,827	258	145	933	33,690	109	626	42	40
P <sub>1</sub> Alg. 4 neg <sub>2</sub>	140	2,791	250	164	943	43,214	144	744	40	44
P <sub>2</sub> Alg. 4 neg <sub>1</sub>	144	1,273	280	140	534	10,102	75	459	44	42
P <sub>2</sub> Alg. 4 neg <sub>2</sub>	252	10,053	407	214	2,635	284,943	381	1,471	45	46
C Alg. 4 neg <sub>1</sub>	160,537	oom	oom	oom	oom	oom	oom	oom	43	42
C Alg. 4 neg <sub>2</sub>	190,417	oom	t.o	oom	oom	oom	oom	oom	51	49
P <sub>1</sub> Alg. 5 neg <sub>1</sub>	143	2,849	244	188	1,586	oom	215	1,002	21	21
P <sub>1</sub> Alg. 5 neg <sub>2</sub>	142	2,936	226	175	1,596	oom	192	1,305	22	23
P <sub>2</sub> Alg. 5 neg <sub>1</sub>	139	1,587	251	156	517	oom	116	533	22	24
P <sub>2</sub> Alg. 5 neg <sub>2</sub>	263	10,603	455	263	3,571	oom	541	6,020	23	24
C Alg. 5 neg <sub>1</sub>	oom	oom	t.o	oom	oom	oom	oom	oom	28	28
C Alg. 5 neg <sub>2</sub>	oom	oom	t.o	t.o	t.o	oom	oom	oom	26	27
P <sub>1</sub> Alg. 6 neg <sub>1</sub>	175	2,908	301	239	3,107	oom	216	1,505	62	57
P <sub>1</sub> Alg. 6 neg <sub>2</sub>	196	3,083	297	241	3,045	oom	237	1,612	52	63
P <sub>2</sub> Alg. 6 neg <sub>1</sub>	163	1,791	293	232	1,957	oom	123	892	76	73
P <sub>2</sub> Alg. 6 neg <sub>2</sub>	289	11,480	524	441	5,116	oom	600	6,583	65	76
C Alg. 6 neg <sub>1</sub>	oom	oom	t.o	oom	t.o	oom	oom	oom	65	67
C Alg. 6 neg <sub>2</sub>	oom	oom	t.o	t.o	t.o	oom	oom	oom	80	67
P <sub>1</sub> Alg. 7 neg <sub>1</sub>	570	84,997	1,340	572	58,039	oom	303	17,811	65	63
P <sub>1</sub> Alg. 7 neg <sub>2</sub>	477	63,771	1,100	519	47,761	oom	232	15,852	63	53
P <sub>2</sub> Alg. 7 neg <sub>1</sub>	294	5,368	796	214	2,358	oom	117	2,550	69	66
P <sub>2</sub> Alg. 7 neg <sub>2</sub>	748	90,515	1,564	628	32,449	oom	576	18,650	67	64
C Alg. 7 neg <sub>1</sub>	oom	oom	t.o	oom	oom	oom	oom	oom	77	66
C Alg. 7 neg <sub>2</sub>	oom	oom	t.o	oom	t.o	oom	oom	oom	56	65
P <sub>1</sub> Alg. 8 neg <sub>1</sub>	198	2,873	279	146	853	20,266	56	920	35	39
P <sub>1</sub> Alg. 8 neg <sub>2</sub>	236	3,422	312	175	985	27,015	66	1,014	47	46
P <sub>2</sub> Alg. 8 neg <sub>1</sub>	247	2,385	335	146	580	9,126	64	978	48	51
P <sub>2</sub> Alg. 8 neg <sub>2</sub>	339	10,425	439	194	2,822	160,585	113	1,336	45	48
C Alg. 8 neg <sub>1</sub>	138,720	t.o	t.o	oom	oom	oom	219,886	t.o	45	49
C Alg. 8 neg <sub>2</sub>	146,639	t.o	t.o	oom	oom	oom	229,056	t.o	45	48
P <sub>1</sub> Alg. 9 neg <sub>1</sub>	244	3,329	337	167	986	4,369	74	467	47	45
P <sub>1</sub> Alg. 9 neg <sub>2</sub>	236	3,374	307	154	993	4,588	80	466	45	47
P <sub>2</sub> Alg. 9 neg <sub>1</sub>	233	2,262	320	132	566	2,502	60	393	46	45
P <sub>2</sub> Alg. 9 neg <sub>2</sub>	330	9,743	425	183	2,739	13,042	107	608	46	48
C Alg. 9 neg <sub>1</sub>	144,203	t.o	t.o	oom	oom	oom	422,194	t.o	77	83
C Alg. 9 neg <sub>2</sub>	135,262	t.o	t.o	t.o	oom	oom	466,718	t.o	88	72
P <sub>1</sub> Alg. 10 neg <sub>1</sub>	193	581	361	243	1,755	oom	129	547	26	24
P <sub>1</sub> Alg. 10 neg <sub>2</sub>	179	616	357	268	1,683	oom	112	576	26	24
P <sub>2</sub> Alg. 10 neg <sub>1</sub>	219	997	412	250	945	oom	114	561	26	29
P <sub>2</sub> Alg. 10 neg <sub>2</sub>	256	1,162	560	326	4,296	oom	164	769	30	28
C Alg. 10 neg <sub>1</sub>	24,078	oom	t.o	oom	oom	oom	181,954	oom	24	25
C Alg. 10 neg <sub>2</sub>	26,539	oom	t.o	oom	oom	oom	224,258	oom	27	27

Table 47: Query answers filtering time in milliseconds: X-IAR semantics ( $X \in \{P,C\}$ ) on u20c50, score-structured priority,  $n = 5$ .

	q1	q2	q3	q4	q5	q6	q7	q8	q9	q10
P <sub>1</sub> Alg. 4 neg <sub>1</sub>	t.o	t.o	27,240	t.o	8,867	9,630	2,840	3,547	639,240	5,270
P <sub>1</sub> Alg. 4 neg <sub>2</sub>	t.o	t.o	26,917	t.o	8,429	9,585	2,694	4,065	650,133	5,305
P <sub>2</sub> Alg. 4 neg <sub>1</sub>	t.o	t.o	72,754	t.o	9,312	42,688	7,169	8,775	t.o	14,109
P <sub>2</sub> Alg. 4 neg <sub>2</sub>	t.o	t.o	91,074	t.o	10,409	44,666	8,915	8,876	t.o	14,751
C Alg. 4 neg <sub>1</sub>	t.o	t.o	oom	t.o	oom	t.o	oom	oom	t.o	oom
C Alg. 4 neg <sub>2</sub>	t.o	t.o	oom	t.o	oom	t.o	oom	oom	t.o	oom
P <sub>1</sub> Alg. 5 neg <sub>1</sub>	oom	oom	653,037	oom	7,586	125,247	6,731	19,695	oom	42,511
P <sub>1</sub> Alg. 5 neg <sub>2</sub>	oom	oom	668,302	oom	9,443	133,103	7,595	17,230	oom	44,459
P <sub>2</sub> Alg. 5 neg <sub>1</sub>	oom	oom	oom	oom	10,080	oom	7,483	9,077	oom	15,858
P <sub>2</sub> Alg. 5 neg <sub>2</sub>	oom	oom	oom	oom	12,626	oom	9,700	9,227	oom	17,180
C Alg. 5 neg <sub>1</sub>	t.o	t.o	oom	oom	oom	t.o	oom	oom	t.o	oom
C Alg. 5 neg <sub>2</sub>	t.o	t.o	oom	t.o	oom	t.o	oom	oom	t.o	oom
P <sub>1</sub> Alg. 6 neg <sub>1</sub>	oom	oom	669,217	oom	10,872	159,917	7,575	16,453	oom	38,851
P <sub>1</sub> Alg. 6 neg <sub>2</sub>	oom	oom	616,055	oom	16,041	154,469	7,923	17,702	oom	39,317
P <sub>2</sub> Alg. 6 neg <sub>1</sub>	oom	oom	oom	oom	10,701	oom	8,422	9,686	oom	16,930
P <sub>2</sub> Alg. 6 neg <sub>2</sub>	oom	oom	oom	oom	13,291	oom	9,900	9,693	oom	17,920
C Alg. 6 neg <sub>1</sub>	t.o	t.o	oom	t.o	oom	t.o	oom	oom	t.o	oom
C Alg. 6 neg <sub>2</sub>	t.o	t.o	oom	t.o	oom	t.o	oom	oom	t.o	oom
P <sub>1</sub> Alg. 7 neg <sub>1</sub>	oom	oom	t.o	oom	58,275	t.o	514,169	61,434	oom	285,373
P <sub>1</sub> Alg. 7 neg <sub>2</sub>	oom	oom	t.o	oom	77,941	t.o	411,544	67,307	oom	222,134
P <sub>2</sub> Alg. 7 neg <sub>1</sub>	oom	oom	oom	oom	11,930	oom	30,029	17,137	oom	39,993
P <sub>2</sub> Alg. 7 neg <sub>2</sub>	oom	oom	oom	oom	14,823	oom	39,223	17,158	oom	40,700
C Alg. 7 neg <sub>1</sub>	t.o	t.o	oom	t.o	oom	t.o	oom	oom	t.o	oom
C Alg. 7 neg <sub>2</sub>	t.o	t.o	oom	t.o	oom	t.o	oom	oom	t.o	oom
P <sub>1</sub> Alg. 8 neg <sub>1</sub>	1,493,557	406,395	11,362	t.o	3,210	5,990	2,853	2,571	493,774	3,547
P <sub>1</sub> Alg. 8 neg <sub>2</sub>	1,455,636	363,387	11,277	t.o	3,248	5,865	2,805	2,562	502,358	3,640
P <sub>2</sub> Alg. 8 neg <sub>1</sub>	t.o	t.o	74,242	t.o	9,798	24,638	7,870	9,333	t.o	14,930
P <sub>2</sub> Alg. 8 neg <sub>2</sub>	t.o	t.o	82,505	t.o	9,984	24,393	9,371	8,879	t.o	14,374
C Alg. 8 neg <sub>1</sub>	t.o	t.o	oom	t.o	oom	t.o	oom	oom	t.o	oom
C Alg. 8 neg <sub>2</sub>	t.o	t.o	oom	t.o	oom	t.o	oom	oom	t.o	oom
P <sub>1</sub> Alg. 9 neg <sub>1</sub>	<b>510,676</b>	<b>98,894</b>	<b>1,460</b>	<b>135,582</b>	221	1,386	1,345	763	<b>105,398</b>	<b>1,071</b>
P <sub>1</sub> Alg. 9 neg <sub>2</sub>	514,617	99,949	1,474	139,401	<b>215</b>	<b>1,382</b>	<b>1,288</b>	<b>736</b>	107,397	1,129
P <sub>2</sub> Alg. 9 neg <sub>1</sub>	t.o	472,498	4,068	737,670	241	3,456	3,028	2,116	566,243	2,888
P <sub>2</sub> Alg. 9 neg <sub>2</sub>	t.o	499,729	4,854	708,710	292	3,903	3,809	2,261	615,591	3,125
C Alg. 9 neg <sub>1</sub>	t.o	t.o	oom	t.o	oom	t.o	oom	oom	t.o	oom
C Alg. 9 neg <sub>2</sub>	t.o	t.o	oom	oom	oom	t.o	oom	oom	t.o	oom
P <sub>1</sub> Alg. 10 neg <sub>1</sub>	oom	oom	2,040	oom	995	2,262	2,724	920	oom	1,916
P <sub>1</sub> Alg. 10 neg <sub>2</sub>	oom	oom	1,908	oom	992	2,329	2,840	900	oom	2,037
P <sub>2</sub> Alg. 10 neg <sub>1</sub>	oom	oom	5,968	oom	2,364	6,907	7,831	2,826	oom	6,143
P <sub>2</sub> Alg. 10 neg <sub>2</sub>	oom	oom	7,066	oom	2,919	7,097	9,131	2,913	oom	7,060
C Alg. 10 neg <sub>1</sub>	t.o	t.o	oom	t.o	t.o	t.o	oom	oom	t.o	t.o
C Alg. 10 neg <sub>2</sub>	t.o	t.o	oom	t.o	t.o	t.o	oom	oom	t.o	t.o

	q11	q12	q13	q14	q15	q16	q17	q18	q19	q20
P <sub>1</sub> Alg. 4 neg <sub>1</sub>	19,565	t.o	38,480	7,620	112,719	t.o	258,347	t.o	t.o	2,476
P <sub>1</sub> Alg. 4 neg <sub>2</sub>	19,229	t.o	36,035	7,560	109,109	t.o	242,411	t.o	t.o	2,462
P <sub>2</sub> Alg. 4 neg <sub>1</sub>	72,207	oom	146,265	30,678	615,572	t.o	158,486	t.o	oom	9,104
P <sub>2</sub> Alg. 4 neg <sub>2</sub>	76,813	oom	160,231	34,265	701,445	t.o	175,367	t.o	oom	9,160
C Alg. 4 neg <sub>1</sub>	t.o	oom	t.o	t.o	oom	t.o	oom	oom	oom	oom
C Alg. 4 neg <sub>2</sub>	t.o	oom	t.o	t.o	oom	t.o	oom	oom	t.o	oom
P <sub>1</sub> Alg. 5 neg <sub>1</sub>	oom	oom	oom	111,985	oom	oom	oom	oom	oom	9,145
P <sub>1</sub> Alg. 5 neg <sub>2</sub>	oom	oom	oom	187,153	oom	oom	oom	oom	oom	8,838
P <sub>2</sub> Alg. 5 neg <sub>1</sub>	oom	oom	oom	oom	oom	oom	oom	oom	oom	9,231
P <sub>2</sub> Alg. 5 neg <sub>2</sub>	oom	oom	oom	oom	oom	oom	oom	oom	oom	9,663
C Alg. 5 neg <sub>1</sub>	oom	oom	t.o	t.o	oom	t.o	oom	oom	oom	oom
C Alg. 5 neg <sub>2</sub>	oom	oom	t.o	t.o	oom	t.o	oom	oom	t.o	oom
P <sub>1</sub> Alg. 6 neg <sub>1</sub>	oom	oom	oom	229,777	oom	oom	oom	oom	oom	8,865
P <sub>1</sub> Alg. 6 neg <sub>2</sub>	oom	oom	oom	329,335	oom	oom	oom	oom	oom	8,827
P <sub>2</sub> Alg. 6 neg <sub>1</sub>	oom	oom	oom	oom	oom	oom	oom	oom	oom	9,934
P <sub>2</sub> Alg. 6 neg <sub>2</sub>	oom	oom	oom	oom	oom	oom	oom	oom	oom	10,012
C Alg. 6 neg <sub>1</sub>	oom	oom	t.o	oom	oom	t.o	oom	oom	oom	oom
C Alg. 6 neg <sub>2</sub>	oom	oom	t.o	t.o	oom	t.o	oom	oom	t.o	oom
P <sub>1</sub> Alg. 7 neg <sub>1</sub>	t.o	oom	oom	t.o	oom	oom	oom	oom	oom	96,641
P <sub>1</sub> Alg. 7 neg <sub>2</sub>	t.o	oom	oom	t.o	oom	oom	oom	oom	oom	114,820
P <sub>2</sub> Alg. 7 neg <sub>1</sub>	oom	oom	oom	oom	oom	oom	oom	oom	oom	19,553
P <sub>2</sub> Alg. 7 neg <sub>2</sub>	oom	oom	oom	oom	oom	oom	oom	oom	oom	19,604
C Alg. 7 neg <sub>1</sub>	oom	oom	t.o	t.o	oom	t.o	oom	oom	t.o	oom
C Alg. 7 neg <sub>2</sub>	oom	oom	t.o	t.o	t.o	t.o	oom	oom	t.o	oom
P <sub>1</sub> Alg. 8 neg <sub>1</sub>	16,604	1,728,846	30,196	6,575	111,285	t.o	25,565	296,783	93,550	2,613
P <sub>1</sub> Alg. 8 neg <sub>2</sub>	16,447	1,702,203	29,841	6,654	112,649	t.o	25,632	311,423	92,402	2,539
P <sub>2</sub> Alg. 8 neg <sub>1</sub>	73,569	t.o	143,869	27,147	694,045	t.o	147,482	t.o	616,408	10,005
P <sub>2</sub> Alg. 8 neg <sub>2</sub>	71,700	t.o	145,678	28,729	712,544	t.o	152,295	t.o	619,713	9,231
C Alg. 8 neg <sub>1</sub>	t.o	oom	t.o	t.o	oom	t.o	oom	t.o	t.o	oom
C Alg. 8 neg <sub>2</sub>	t.o	oom	t.o	t.o	oom	t.o	oom	t.o	oom	oom
P <sub>1</sub> Alg. 9 neg <sub>1</sub>	17,119	1,722,027	30,495	5,691	111,709	471,517	1,720	55,565	6,266	322
P <sub>1</sub> Alg. 9 neg <sub>2</sub>	16,782	1,757,804	30,004	6,050	113,063	477,547	1,709	56,927	6,312	363
P <sub>2</sub> Alg. 9 neg <sub>1</sub>	70,614	t.o	134,702	21,024	626,291	t.o	4,442	267,834	27,096	785
P <sub>2</sub> Alg. 9 neg <sub>2</sub>	77,920	t.o	163,576	25,063	777,501	t.o	5,138	319,214	31,592	967
C Alg. 9 neg <sub>1</sub>	t.o	oom	t.o	t.o	oom	t.o	oom	t.o	t.o	oom
C Alg. 9 neg <sub>2</sub>	t.o	oom	t.o	t.o	oom	t.o	oom	t.o	t.o	oom
P <sub>1</sub> Alg. 10 neg <sub>1</sub>	11,490	oom	oom	8,345	oom	oom	3,514	oom	3,551	490
P <sub>1</sub> Alg. 10 neg <sub>2</sub>	11,609	oom	oom	8,816	oom	oom	3,674	oom	3,598	478
P <sub>2</sub> Alg. 10 neg <sub>1</sub>	57,343	oom	oom	36,539	oom	oom	11,524	oom	11,031	1,107
P <sub>2</sub> Alg. 10 neg <sub>2</sub>	59,224	oom	oom	40,246	oom	oom	12,568	oom	11,647	1,242
C Alg. 10 neg <sub>1</sub>	t.o	oom	t.o	t.o	oom	t.o	oom	t.o	oom	oom
C Alg. 10 neg <sub>2</sub>	t.o	oom	t.o	t.o	oom	t.o	oom	t.o	oom	oom

Table 48: Query answers filtering time in milliseconds: X-IAR semantics ( $X \in \{P,C\}$ ) on Food Inspection dataset, score-structured priority,  $n = 2$ .

	q2	q3	q4	q5	q6
P <sub>1</sub> Alg. 4 neg <sub>1</sub>	t.o	13,968	oom	t.o	oom
P <sub>1</sub> Alg. 4 neg <sub>2</sub>	t.o	16,524	oom	t.o	oom
P <sub>2</sub> Alg. 4 neg <sub>1</sub>	oom	oom	oom	oom	oom
P <sub>2</sub> Alg. 4 neg <sub>2</sub>	oom	oom	oom	oom	oom
C Alg. 4 neg <sub>1</sub>	oom	t.o	t.o	t.o	t.o
C Alg. 4 neg <sub>2</sub>	oom	t.o	t.o	t.o	t.o
P <sub>1</sub> Alg. 5 neg <sub>1</sub>	oom	12,605	oom	oom	oom
P <sub>1</sub> Alg. 5 neg <sub>2</sub>	oom	13,299	oom	oom	oom
P <sub>2</sub> Alg. 5 neg <sub>1</sub>	oom	oom	oom	oom	oom
P <sub>2</sub> Alg. 5 neg <sub>2</sub>	oom	oom	oom	oom	oom
C Alg. 5 neg <sub>1</sub>	oom	t.o	t.o	t.o	t.o
C Alg. 5 neg <sub>2</sub>	oom	t.o	t.o	t.o	t.o
P <sub>1</sub> Alg. 6 neg <sub>1</sub>	oom	10,200	oom	oom	oom
P <sub>1</sub> Alg. 6 neg <sub>2</sub>	oom	9,704	oom	oom	oom
P <sub>2</sub> Alg. 6 neg <sub>1</sub>	oom	oom	oom	oom	oom
P <sub>2</sub> Alg. 6 neg <sub>2</sub>	oom	oom	oom	oom	oom
C Alg. 6 neg <sub>1</sub>	oom	t.o	t.o	t.o	t.o
C Alg. 6 neg <sub>2</sub>	oom	t.o	t.o	t.o	t.o
P <sub>1</sub> Alg. 7 neg <sub>1</sub>	oom	504,834	oom	oom	oom
P <sub>1</sub> Alg. 7 neg <sub>2</sub>	oom	497,602	oom	oom	oom
P <sub>2</sub> Alg. 7 neg <sub>1</sub>	oom	oom	oom	oom	oom
P <sub>2</sub> Alg. 7 neg <sub>2</sub>	oom	oom	oom	oom	oom
C Alg. 7 neg <sub>1</sub>	oom	t.o	t.o	t.o	t.o
C Alg. 7 neg <sub>2</sub>	oom	t.o	t.o	t.o	t.o
P <sub>1</sub> Alg. 8 neg <sub>1</sub>	69,462	8,647	t.o	t.o	t.o
P <sub>1</sub> Alg. 8 neg <sub>2</sub>	71,081	8,528	t.o	t.o	t.o
P <sub>2</sub> Alg. 8 neg <sub>1</sub>	t.o	209,538	t.o	t.o	t.o
P <sub>2</sub> Alg. 8 neg <sub>2</sub>	t.o	215,619	t.o	t.o	t.o
C Alg. 8 neg <sub>1</sub>	t.o	t.o	t.o	t.o	t.o
C Alg. 8 neg <sub>2</sub>	t.o	t.o	t.o	t.o	t.o
P <sub>1</sub> Alg. 9 neg <sub>1</sub>	5,332	1,751	47,468	36,643	35,180
P <sub>1</sub> Alg. 9 neg <sub>2</sub>	5,478	<b>1,660</b>	<b>47,262</b>	36,387	35,297
P <sub>2</sub> Alg. 9 neg <sub>1</sub>	108,261	18,257	1,373,922	1,079,612	984,742
P <sub>2</sub> Alg. 9 neg <sub>2</sub>	109,188	18,327	1,398,917	1,063,054	1,002,852
C Alg. 9 neg <sub>1</sub>	t.o	t.o	t.o	t.o	t.o
C Alg. 9 neg <sub>2</sub>	t.o	t.o	t.o	t.o	t.o
P <sub>1</sub> Alg. 10 neg <sub>1</sub>	<b>2,008</b>	t.o	oom	<b>17,813</b>	<b>15,320</b>
P <sub>1</sub> Alg. 10 neg <sub>2</sub>	<b>2,014</b>	t.o	oom	<b>17,603</b>	<b>15,200</b>
P <sub>2</sub> Alg. 10 neg <sub>1</sub>	19,462	t.o	oom	oom	oom
P <sub>2</sub> Alg. 10 neg <sub>2</sub>	20,196	t.o	oom	oom	oom
C Alg. 10 neg <sub>1</sub>	t.o	t.o	t.o	t.o	t.o
C Alg. 10 neg <sub>2</sub>	t.o	t.o	t.o	t.o	t.o

Table 49: Query answers filtering time in milliseconds: X-IAR semantics ( $X \in \{P,C\}$ ) on Food Inspection dataset, score-structured priority,  $n = 5$ .

	q2	q3	q4	q5	q6
P <sub>1</sub> Alg. 4 neg <sub>1</sub>	t.o	3,966	t.o	1,739,609	oom
P <sub>1</sub> Alg. 4 neg <sub>2</sub>	t.o	3,947	t.o	1,725,805	oom
P <sub>2</sub> Alg. 4 neg <sub>1</sub>	oom	38,213	oom	oom	oom
P <sub>2</sub> Alg. 4 neg <sub>2</sub>	oom	37,054	oom	oom	oom
C Alg. 4 neg <sub>1</sub>	oom	oom	t.o	t.o	oom
C Alg. 4 neg <sub>2</sub>	oom	oom	t.o	t.o	oom
P <sub>1</sub> Alg. 5 neg <sub>1</sub>	oom	5,350	oom	oom	oom
P <sub>1</sub> Alg. 5 neg <sub>2</sub>	oom	5,293	oom	oom	oom
P <sub>2</sub> Alg. 5 neg <sub>1</sub>	oom	34,882	oom	oom	oom
P <sub>2</sub> Alg. 5 neg <sub>2</sub>	oom	34,821	oom	oom	oom
C Alg. 5 neg <sub>1</sub>	oom	oom	t.o	t.o	oom
C Alg. 5 neg <sub>2</sub>	oom	oom	t.o	t.o	oom
P <sub>1</sub> Alg. 6 neg <sub>1</sub>	oom	4,188	oom	oom	oom
P <sub>1</sub> Alg. 6 neg <sub>2</sub>	oom	4,278	oom	oom	oom
P <sub>2</sub> Alg. 6 neg <sub>1</sub>	oom	35,174	oom	oom	oom
P <sub>2</sub> Alg. 6 neg <sub>2</sub>	oom	35,117	oom	oom	oom
C Alg. 6 neg <sub>1</sub>	oom	oom	t.o	t.o	oom
C Alg. 6 neg <sub>2</sub>	oom	oom	t.o	t.o	oom
P <sub>1</sub> Alg. 7 neg <sub>1</sub>	oom	144,542	oom	oom	oom
P <sub>1</sub> Alg. 7 neg <sub>2</sub>	oom	147,447	oom	oom	oom
P <sub>2</sub> Alg. 7 neg <sub>1</sub>	oom	53,281	oom	oom	oom
P <sub>2</sub> Alg. 7 neg <sub>2</sub>	oom	51,410	oom	oom	oom
C Alg. 7 neg <sub>1</sub>	oom	oom	t.o	t.o	oom
C Alg. 7 neg <sub>2</sub>	oom	oom	t.o	t.o	oom
P <sub>1</sub> Alg. 8 neg <sub>1</sub>	14,517	2,602	928,082	449,444	t.o
P <sub>1</sub> Alg. 8 neg <sub>2</sub>	14,610	2,524	927,928	456,358	t.o
P <sub>2</sub> Alg. 8 neg <sub>1</sub>	157,541	31,122	t.o	t.o	t.o
P <sub>2</sub> Alg. 8 neg <sub>2</sub>	156,808	31,084	t.o	t.o	t.o
C Alg. 8 neg <sub>1</sub>	t.o	oom	t.o	t.o	oom
C Alg. 8 neg <sub>2</sub>	t.o	oom	t.o	t.o	oom
P <sub>1</sub> Alg. 9 neg <sub>1</sub>	1,477	523	11,712	8,930	8,498
P <sub>1</sub> Alg. 9 neg <sub>2</sub>	1,488	<b>514</b>	<b>11,573</b>	8,926	8,335
P <sub>2</sub> Alg. 9 neg <sub>1</sub>	10,298	2,144	244,612	173,123	163,530
P <sub>2</sub> Alg. 9 neg <sub>2</sub>	10,102	2,201	235,267	171,460	155,521
C Alg. 9 neg <sub>1</sub>	t.o	oom	t.o	oom	oom
C Alg. 9 neg <sub>2</sub>	t.o	oom	t.o	t.o	oom
P <sub>1</sub> Alg. 10 neg <sub>1</sub>	685	2,967	oom	<b>5,306</b>	<b>4,480</b>
P <sub>1</sub> Alg. 10 neg <sub>2</sub>	<b>683</b>	3,891	oom	5,391	4,798
P <sub>2</sub> Alg. 10 neg <sub>1</sub>	3,215	4,391	oom	88,327	72,723
P <sub>2</sub> Alg. 10 neg <sub>2</sub>	3,274	4,484	oom	92,885	74,637
C Alg. 10 neg <sub>1</sub>	oom	oom	t.o	t.o	oom
C Alg. 10 neg <sub>2</sub>	oom	oom	t.o	t.o	oom



Table 50: Query answers filtering time in milliseconds: X-IAR semantics ( $X \in \{P,C\}$ ) on Physicians dataset, score-structured priority,  $n = 2$ .

	q1	q2	q3	q4	q5	q6
P <sub>1</sub> Alg. 4 neg <sub>1</sub>	562	166	437	59,077	231	15,988
P <sub>1</sub> Alg. 4 neg <sub>2</sub>	432	151	462	57,499	233	14,734
P <sub>2</sub> Alg. 4 neg <sub>1</sub>	668	141	416	871,458	237	25,637
P <sub>2</sub> Alg. 4 neg <sub>2</sub>	1,080	170	458	872,184	231	59,280
C Alg. 4 neg <sub>1</sub>	368,667	161	646	oom	294	oom
C Alg. 4 neg <sub>2</sub>	367,669	184	655	oom	283	oom
P <sub>1</sub> Alg. 5 neg <sub>1</sub>	607	145	290	oom	213	61,791
P <sub>1</sub> Alg. 5 neg <sub>2</sub>	610	148	295	oom	212	t.o
P <sub>2</sub> Alg. 5 neg <sub>1</sub>	715	160	335	oom	203	oom
P <sub>2</sub> Alg. 5 neg <sub>2</sub>	1,192	147	342	oom	207	oom
C Alg. 5 neg <sub>1</sub>	oom	181	926	oom	271	oom
C Alg. 5 neg <sub>2</sub>	oom	171	597	oom	245	oom
P <sub>1</sub> Alg. 6 neg <sub>1</sub>	435	141	333	oom	221	14,115
P <sub>1</sub> Alg. 6 neg <sub>2</sub>	434	143	286	oom	217	t.o
P <sub>2</sub> Alg. 6 neg <sub>1</sub>	756	164	326	oom	195	oom
P <sub>2</sub> Alg. 6 neg <sub>2</sub>	1,129	158	321	oom	206	oom
C Alg. 6 neg <sub>1</sub>	oom	155	1,027	oom	265	oom
C Alg. 6 neg <sub>2</sub>	oom	158	665	oom	234	oom
P <sub>1</sub> Alg. 7 neg <sub>1</sub>	1,072	177	1,132	oom	365	t.o
P <sub>1</sub> Alg. 7 neg <sub>2</sub>	1,933	171	1,254	oom	320	t.o
P <sub>2</sub> Alg. 7 neg <sub>1</sub>	1,301	169	1,033	oom	294	oom
P <sub>2</sub> Alg. 7 neg <sub>2</sub>	1,650	171	1,142	oom	340	oom
C Alg. 7 neg <sub>1</sub>	oom	212	4,283	oom	540	oom
C Alg. 7 neg <sub>2</sub>	oom	233	3,957	oom	514	oom
P <sub>1</sub> Alg. 8 neg <sub>1</sub>	563	164	575	32,409	237	18,395
P <sub>1</sub> Alg. 8 neg <sub>2</sub>	481	164	535	32,359	264	14,764
P <sub>2</sub> Alg. 8 neg <sub>1</sub>	661	151	516	826,337	244	31,705
P <sub>2</sub> Alg. 8 neg <sub>2</sub>	1,145	172	543	818,668	250	61,275
C Alg. 8 neg <sub>1</sub>	435,874	182	765	oom	322	t.o
C Alg. 8 neg <sub>2</sub>	468,022	191	804	oom	346	t.o
P <sub>1</sub> Alg. 9 neg <sub>1</sub>	580	150	486	1,674	181	1,221
P <sub>1</sub> Alg. 9 neg <sub>2</sub>	446	153	485	1,688	187	1,162
P <sub>2</sub> Alg. 9 neg <sub>1</sub>	698	151	428	9,778	194	1,578
P <sub>2</sub> Alg. 9 neg <sub>2</sub>	1,079	171	485	10,075	195	2,047
C Alg. 9 neg <sub>1</sub>	396,897	163	727	oom	209	463,808
C Alg. 9 neg <sub>2</sub>	413,685	162	684	oom	228	442,210
P <sub>1</sub> Alg. 10 neg <sub>1</sub>	536	183	626	2,028	244	1,707
P <sub>1</sub> Alg. 10 neg <sub>2</sub>	595	177	648	1,980	232	1,648
P <sub>2</sub> Alg. 10 neg <sub>1</sub>	1,096	180	651	13,991	228	2,643
P <sub>2</sub> Alg. 10 neg <sub>2</sub>	1,312	183	628	15,286	273	3,990
C Alg. 10 neg <sub>1</sub>	oom	199	803	oom	279	oom
C Alg. 10 neg <sub>2</sub>	oom	239	785	oom	240	oom

Table 51: Query answers filtering time in milliseconds: X-IAR semantics ( $X \in \{P,C\}$ ) on Physicians dataset, score-structured priority,  $n = 5$ .

	q1	q2	q3	q4	q5	q6
P <sub>1</sub> Alg. 4 neg <sub>1</sub>	467	128	299	30,382	222	5,101
P <sub>1</sub> Alg. 4 neg <sub>2</sub>	436	130	303	30,478	197	4,721
P <sub>2</sub> Alg. 4 neg <sub>1</sub>	515	125	288	627,696	218	8,486
P <sub>2</sub> Alg. 4 neg <sub>2</sub>	784	122	327	711,239	219	16,730
C Alg. 4 neg <sub>1</sub>	186,867	129	412	oom	271	t.o
C Alg. 4 neg <sub>2</sub>	184,149	160	413	oom	235	t.o
P <sub>1</sub> Alg. 5 neg <sub>1</sub>	514	135	287	oom	196	8,635
P <sub>1</sub> Alg. 5 neg <sub>2</sub>	477	161	279	oom	201	72,946
P <sub>2</sub> Alg. 5 neg <sub>1</sub>	557	136	287	oom	207	10,021
P <sub>2</sub> Alg. 5 neg <sub>2</sub>	872	156	287	oom	213	23,965
C Alg. 5 neg <sub>1</sub>	oom	145	386	oom	216	oom
C Alg. 5 neg <sub>2</sub>	oom	143	357	oom	243	oom
P <sub>1</sub> Alg. 6 neg <sub>1</sub>	351	147	282	oom	212	5,260
P <sub>1</sub> Alg. 6 neg <sub>2</sub>	390	148	261	oom	181	18,784
P <sub>2</sub> Alg. 6 neg <sub>1</sub>	542	149	295	oom	206	12,283
P <sub>2</sub> Alg. 6 neg <sub>2</sub>	875	132	265	oom	204	27,054
C Alg. 6 neg <sub>1</sub>	oom	133	444	oom	211	oom
C Alg. 6 neg <sub>2</sub>	oom	135	390	oom	243	oom
P <sub>1</sub> Alg. 7 neg <sub>1</sub>	750	182	624	oom	252	t.o
P <sub>1</sub> Alg. 7 neg <sub>2</sub>	919	137	651	oom	273	t.o
P <sub>2</sub> Alg. 7 neg <sub>1</sub>	976	141	572	oom	250	1,626,620
P <sub>2</sub> Alg. 7 neg <sub>2</sub>	1,376	136	633	oom	253	t.o
C Alg. 7 neg <sub>1</sub>	oom	176	1,513	oom	373	oom
C Alg. 7 neg <sub>2</sub>	oom	151	1,371	oom	329	oom
P <sub>1</sub> Alg. 8 neg <sub>1</sub>	707	129	448	24,432	215	8,164
P <sub>1</sub> Alg. 8 neg <sub>2</sub>	419	127	407	24,385	244	7,732
P <sub>2</sub> Alg. 8 neg <sub>1</sub>	865	129	388	613,729	225	11,920
P <sub>2</sub> Alg. 8 neg <sub>2</sub>	805	126	443	658,620	236	19,104
C Alg. 8 neg <sub>1</sub>	183,400	138	507	oom	251	t.o
C Alg. 8 neg <sub>2</sub>	184,423	135	524	oom	255	t.o
P <sub>1</sub> Alg. 9 neg <sub>1</sub>	423	125	345	1,260	169	921
P <sub>1</sub> Alg. 9 neg <sub>2</sub>	346	122	362	1,260	191	884
P <sub>2</sub> Alg. 9 neg <sub>1</sub>	486	122	370	6,570	177	1,109
P <sub>2</sub> Alg. 9 neg <sub>2</sub>	705	128	368	7,094	173	1,377
C Alg. 9 neg <sub>1</sub>	165,973	153	510	oom	176	251,701
C Alg. 9 neg <sub>2</sub>	162,494	133	502	oom	188	262,966
P <sub>1</sub> Alg. 10 neg <sub>1</sub>	456	165	464	1,529	210	1,073
P <sub>1</sub> Alg. 10 neg <sub>2</sub>	477	179	439	1,500	227	1,134
P <sub>2</sub> Alg. 10 neg <sub>1</sub>	677	139	443	7,639	202	1,436
P <sub>2</sub> Alg. 10 neg <sub>2</sub>	865	152	437	8,422	212	2,096
C Alg. 10 neg <sub>1</sub>	165,423	144	507	oom	214	oom
C Alg. 10 neg <sub>2</sub>	160,429	151	493	oom	215	oom

Table 52: Query answers filtering time in milliseconds: P-IAR semantics on u1c1, non score-structured priority,  $p = 0.8$ .

	q1	q2	q3	q4	q5	q6	q7	q8	q9	q10
P <sub>1</sub> Alg. 4 neg <sub>1</sub>	175	49	28	734	23	29	26	23	152	40
P <sub>1</sub> Alg. 4 neg <sub>2</sub>	196	55	26	772	25	27	26	23	181	32
P <sub>2</sub> Alg. 4 neg <sub>1</sub>	177	63	31	677	36	33	32	30	97	37
P <sub>2</sub> Alg. 4 neg <sub>2</sub>	1,024	66	39	1,411	32	36	32	27	788	39
P <sub>1</sub> Alg. 5 neg <sub>1</sub>	375	70	9	848	6	8	9	7	272	53
P <sub>1</sub> Alg. 5 neg <sub>2</sub>	409	62	9	870	7	12	8	10	292	57
P <sub>2</sub> Alg. 5 neg <sub>1</sub>	192	70	10	559	10	11	10	8	113	63
P <sub>2</sub> Alg. 5 neg <sub>2</sub>	1,471	101	9	2,155	10	9	9	8	996	62
P <sub>1</sub> Alg. 6 neg <sub>1</sub>	683	66	41	22,333	54	55	46	40	439	62
P <sub>1</sub> Alg. 6 neg <sub>2</sub>	694	80	35	13,771	48	45	39	36	417	60
P <sub>2</sub> Alg. 6 neg <sub>1</sub>	549	85	50	15,180	60	53	54	45	189	66
P <sub>2</sub> Alg. 6 neg <sub>2</sub>	1,729	82	56	17,056	52	58	47	41	1,334	66
P <sub>1</sub> Alg. 7 neg <sub>1</sub>	1,538	59	39	74,443	49	42	35	35	789	45
P <sub>1</sub> Alg. 7 neg <sub>2</sub>	1,645	73	41	81,123	44	44	37	41	807	45
P <sub>2</sub> Alg. 7 neg <sub>1</sub>	354	87	47	9,018	45	50	39	40	149	50
P <sub>2</sub> Alg. 7 neg <sub>2</sub>	1,785	87	50	50,309	53	56	49	41	1,517	51
P <sub>1</sub> Alg. 8 neg <sub>1</sub>	218	60	36	880	32	35	30	31	201	35
P <sub>1</sub> Alg. 8 neg <sub>2</sub>	170	56	26	795	27	29	21	25	179	30
P <sub>2</sub> Alg. 8 neg <sub>1</sub>	122	53	30	628	27	31	26	25	79	33
P <sub>2</sub> Alg. 8 neg <sub>2</sub>	544	55	27	1,206	29	29	22	29	711	31
P <sub>1</sub> Alg. 9 neg <sub>1</sub>	135	49	28	184	28	30	24	29	120	33
P <sub>1</sub> Alg. 9 neg <sub>2</sub>	142	47	28	191	29	28	31	25	128	26
P <sub>2</sub> Alg. 9 neg <sub>1</sub>	150	62	33	221	31	34	35	28	77	37
P <sub>2</sub> Alg. 9 neg <sub>2</sub>	646	59	38	280	35	34	26	29	535	39
P <sub>1</sub> Alg. 10 neg <sub>1</sub>	436	77	8	318	9	12	7	7	222	50
P <sub>1</sub> Alg. 10 neg <sub>2</sub>	447	87	10	320	9	11	9	11	215	57
P <sub>2</sub> Alg. 10 neg <sub>1</sub>	727	89	10	336	7	12	11	8	132	61
P <sub>2</sub> Alg. 10 neg <sub>2</sub>	1,312	82	11	458	8	10	10	8	620	55
	q11	q12	q13	q14	q15	q16	q17	q18	q19	q20
P <sub>1</sub> Alg. 4 neg <sub>1</sub>	43	96	47	35	131	4,029	58	51	30	33
P <sub>1</sub> Alg. 4 neg <sub>2</sub>	36	95	48	36	137	5,567	108	59	32	30
P <sub>2</sub> Alg. 4 neg <sub>1</sub>	52	269	52	46	80	1,885	51	60	30	30
P <sub>2</sub> Alg. 4 neg <sub>2</sub>	45	393	58	42	569	56,092	339	57	28	35
P <sub>1</sub> Alg. 5 neg <sub>1</sub>	64	145	75	57	325	14,546	134	72	8	8
P <sub>1</sub> Alg. 5 neg <sub>2</sub>	64	134	80	63	317	14,515	142	88	7	8
P <sub>2</sub> Alg. 5 neg <sub>1</sub>	66	314	70	68	127	2,737	87	80	9	8
P <sub>2</sub> Alg. 5 neg <sub>2</sub>	71	559	72	71	976	oom	411	86	8	8
P <sub>1</sub> Alg. 6 neg <sub>1</sub>	71	194	75	67	406	57,250	149	84	47	40
P <sub>1</sub> Alg. 6 neg <sub>2</sub>	65	183	81	78	425	55,961	145	95	41	48
P <sub>2</sub> Alg. 6 neg <sub>1</sub>	69	313	82	67	195	19,539	89	73	42	57
P <sub>2</sub> Alg. 6 neg <sub>2</sub>	77	567	88	71	1,073	oom	402	80	49	45
P <sub>1</sub> Alg. 7 neg <sub>1</sub>	57	220	72	49	560	t.o	173	156	40	33
P <sub>1</sub> Alg. 7 neg <sub>2</sub>	45	203	66	52	576	t.o	195	111	41	35
P <sub>2</sub> Alg. 7 neg <sub>1</sub>	69	347	76	55	123	9,240	75	84	48	40
P <sub>2</sub> Alg. 7 neg <sub>2</sub>	59	658	85	63	963	oom	352	85	44	48
P <sub>1</sub> Alg. 8 neg <sub>1</sub>	49	109	55	38	160	2,027	48	78	27	37
P <sub>1</sub> Alg. 8 neg <sub>2</sub>	44	107	56	38	139	2,201	46	64	26	31
P <sub>2</sub> Alg. 8 neg <sub>1</sub>	45	238	46	34	66	713	31	70	27	28
P <sub>2</sub> Alg. 8 neg <sub>2</sub>	48	261	50	37	406	13,181	67	74	27	30
P <sub>1</sub> Alg. 9 neg <sub>1</sub>	39	108	46	40	132	839	42	51	29	28
P <sub>1</sub> Alg. 9 neg <sub>2</sub>	43	105	47	32	140	849	40	46	30	27
P <sub>2</sub> Alg. 9 neg <sub>1</sub>	51	300	61	38	78	395	42	47	28	31
P <sub>2</sub> Alg. 9 neg <sub>2</sub>	50	316	55	42	515	3,863	77	54	31	29
P <sub>1</sub> Alg. 10 neg <sub>1</sub>	66	134	75	63	321	2,023	68	88	9	9
P <sub>1</sub> Alg. 10 neg <sub>2</sub>	63	126	91	81	332	2,054	71	82	7	9
P <sub>2</sub> Alg. 10 neg <sub>1</sub>	75	305	79	65	163	929	58	88	8	11
P <sub>2</sub> Alg. 10 neg <sub>2</sub>	71	343	86	66	1,055	6,975	110	75	7	8

Table 53: Query answers filtering time in milliseconds: P-IAR semantics on u1c50, non score-structured priority,  $p = 0.8$ .

	q1	q2	q3	q4	q5	q6	q7	q8	q9	q10
P <sub>1</sub> Alg. 4 neg <sub>1</sub>	85,648	56,102	19,790	226,986	1,656	7,231	3,427	41	11,005	389
P <sub>1</sub> Alg. 4 neg <sub>2</sub>	86,362	61,904	20,365	235,552	2,258	7,364	3,526	43	11,394	384
P <sub>2</sub> Alg. 4 neg <sub>1</sub>	t.o	1,267,209	437,908	t.o	17,033	157,824	62,026	39	233,948	2,701
P <sub>2</sub> Alg. 4 neg <sub>2</sub>	t.o	1,509,923	504,758	t.o	27,939	182,913	66,806	40	264,805	2,982
P <sub>1</sub> Alg. 5 neg <sub>1</sub>	oom	oom	oom	oom	3,366	26,922	6,260	21	78,216	513
P <sub>1</sub> Alg. 5 neg <sub>2</sub>	oom	oom	oom	oom	3,348	27,459	6,150	19	69,967	561
P <sub>2</sub> Alg. 5 neg <sub>1</sub>	oom	oom	oom	oom	37,021	oom	oom	22	oom	2,981
P <sub>2</sub> Alg. 5 neg <sub>2</sub>	oom	oom	oom	oom	36,627	oom	oom	23	oom	3,057
P <sub>1</sub> Alg. 6 neg <sub>1</sub>	oom	oom	oom	oom	3,930	28,271	7,168	53	113,729	639
P <sub>1</sub> Alg. 6 neg <sub>2</sub>	oom	oom	oom	oom	3,615	33,255	6,701	57	165,874	629
P <sub>2</sub> Alg. 6 neg <sub>1</sub>	oom	oom	oom	oom	36,110	oom	oom	68	oom	3,124
P <sub>2</sub> Alg. 6 neg <sub>2</sub>	oom	oom	oom	oom	36,847	oom	oom	74	oom	3,231
P <sub>1</sub> Alg. 7 neg <sub>1</sub>	oom	oom	oom	oom	2,841	1,324,261	64,539	48	t.o	690
P <sub>1</sub> Alg. 7 neg <sub>2</sub>	oom	oom	oom	oom	2,836	1,164,066	65,170	40	t.o	592
P <sub>2</sub> Alg. 7 neg <sub>1</sub>	oom	oom	oom	oom	35,271	oom	oom	68	oom	3,590
P <sub>2</sub> Alg. 7 neg <sub>2</sub>	oom	oom	oom	oom	35,955	oom	oom	58	oom	3,601
P <sub>1</sub> Alg. 8 neg <sub>1</sub>	36,004	7,743	3,033	229,015	181	3,778	3,352	40	8,292	371
P <sub>1</sub> Alg. 8 neg <sub>2</sub>	33,613	7,349	2,793	216,671	162	3,525	2,972	34	7,565	332
P <sub>2</sub> Alg. 8 neg <sub>1</sub>	812,655	124,804	46,480	t.o	995	60,394	47,478	35	152,020	2,010
P <sub>2</sub> Alg. 8 neg <sub>2</sub>	848,680	143,531	49,794	t.o	986	68,947	46,106	36	162,884	2,130
P <sub>1</sub> Alg. 9 neg <sub>1</sub>	25,091	6,851	1,676	4,012	156	970	2,008	39	4,199	51
P <sub>1</sub> Alg. 9 neg <sub>2</sub>	24,670	6,795	1,700	3,912	139	948	1,988	36	4,134	51
P <sub>2</sub> Alg. 9 neg <sub>1</sub>	714,872	140,039	28,637	71,756	1,257	9,209	35,031	42	90,412	57
P <sub>2</sub> Alg. 9 neg <sub>2</sub>	738,356	141,335	28,766	75,332	1,196	9,429	33,897	43	95,239	61
P <sub>1</sub> Alg. 10 neg <sub>1</sub>	oom	9,113	2,516	5,998	578	1,929	3,336	20	7,754	429
P <sub>1</sub> Alg. 10 neg <sub>2</sub>	oom	9,287	2,548	5,932	599	1,937	3,454	20	7,789	401
P <sub>2</sub> Alg. 10 neg <sub>1</sub>	oom	oom	28,026	115,085	3,763	19,734	43,012	21	163,891	2,552
P <sub>2</sub> Alg. 10 neg <sub>2</sub>	oom	oom	28,677	115,401	3,716	20,011	42,581	19	170,574	2,634
	q11	q12	q13	q14	q15	q16	q17	q18	q19	q20
P <sub>1</sub> Alg. 4 neg <sub>1</sub>	2,538	13,816	3,034	1,516	5,031	oom	1,169	36,590	38	2,662
P <sub>1</sub> Alg. 4 neg <sub>2</sub>	2,554	14,093	3,067	1,633	4,945	548,177	1,157	37,253	35	2,427
P <sub>2</sub> Alg. 4 neg <sub>1</sub>	29,292	oom	37,172	16,538	98,460	t.o	10,184	837,035	39	56,499
P <sub>2</sub> Alg. 4 neg <sub>2</sub>	31,787	oom	41,748	19,179	112,759	t.o	9,830	981,600	41	53,756
P <sub>1</sub> Alg. 5 neg <sub>1</sub>	4,269	33,080	4,961	2,610	14,193	oom	1,642	oom	20	5,907
P <sub>1</sub> Alg. 5 neg <sub>2</sub>	4,284	33,929	4,972	2,509	14,169	oom	1,717	oom	19	5,504
P <sub>2</sub> Alg. 5 neg <sub>1</sub>	51,114	oom	oom	23,419	oom	oom	11,496	oom	21	oom
P <sub>2</sub> Alg. 5 neg <sub>2</sub>	57,151	oom	oom	23,934	oom	oom	11,536	oom	24	oom
P <sub>1</sub> Alg. 6 neg <sub>1</sub>	4,791	107,209	7,820	2,929	15,832	oom	1,788	oom	64	6,356
P <sub>1</sub> Alg. 6 neg <sub>2</sub>	5,017	90,224	7,062	2,840	16,129	oom	1,720	oom	63	6,164
P <sub>2</sub> Alg. 6 neg <sub>1</sub>	52,302	oom	oom	24,931	oom	oom	11,480	oom	58	oom
P <sub>2</sub> Alg. 6 neg <sub>2</sub>	56,885	oom	oom	24,854	oom	oom	11,266	oom	66	oom
P <sub>1</sub> Alg. 7 neg <sub>1</sub>	38,218	t.o	190,356	12,166	293,946	oom	1,098	oom	50	11,939
P <sub>1</sub> Alg. 7 neg <sub>2</sub>	37,131	t.o	195,994	12,148	285,718	oom	1,046	oom	50	11,615
P <sub>2</sub> Alg. 7 neg <sub>1</sub>	91,601	oom	oom	30,885	oom	oom	11,018	oom	69	oom
P <sub>2</sub> Alg. 7 neg <sub>2</sub>	552,632	oom	oom	32,911	oom	oom	11,027	oom	64	oom
P <sub>1</sub> Alg. 8 neg <sub>1</sub>	1,163	3,765	1,653	1,189	4,862	142,203	188	6,809	41	1,816
P <sub>1</sub> Alg. 8 neg <sub>2</sub>	1,029	3,459	1,470	1,083	4,307	133,042	150	6,287	36	1,674
P <sub>2</sub> Alg. 8 neg <sub>1</sub>	7,605	49,759	12,616	8,900	82,354	t.o	1,118	113,675	37	23,775
P <sub>2</sub> Alg. 8 neg <sub>2</sub>	7,910	48,730	12,935	9,421	85,361	t.o	1,058	134,188	38	23,554
P <sub>1</sub> Alg. 9 neg <sub>1</sub>	1,026	3,412	1,470	1,442	4,370	55,419	288	4,661	36	1,496
P <sub>1</sub> Alg. 9 neg <sub>2</sub>	1,019	3,400	1,453	1,434	4,301	55,055	283	4,587	33	1,452
P <sub>2</sub> Alg. 9 neg <sub>1</sub>	9,637	61,268	16,055	16,422	104,596	1,687,102	2,338	86,913	44	21,510
P <sub>2</sub> Alg. 9 neg <sub>2</sub>	9,720	61,113	16,171	16,554	108,969	t.o	2,280	90,579	43	22,199
P <sub>1</sub> Alg. 10 neg <sub>1</sub>	1,245	3,464	2,047	1,616	6,234	oom	241	6,080	21	2,204
P <sub>1</sub> Alg. 10 neg <sub>2</sub>	1,248	3,497	2,187	1,623	6,333	oom	247	6,100	19	2,274
P <sub>2</sub> Alg. 10 neg <sub>1</sub>	10,468	45,291	21,007	12,921	129,928	oom	1,423	121,448	22	26,035
P <sub>2</sub> Alg. 10 neg <sub>2</sub>	10,640	44,388	21,206	13,322	137,907	oom	1,450	124,270	21	24,905

Table 54: Query answers filtering time in milliseconds: P-IAR semantics on u20c1, non score-structured priority,  $p = 0.8$ .

	q1	q2	q3	q4	q5	q6	q7	q8	q9	q10
P <sub>1</sub> Alg. 4 neg <sub>1</sub>	1,709	1,059	42	56,424	41	40	112	103	1,269	149
P <sub>1</sub> Alg. 4 neg <sub>2</sub>	1,711	1,150	42	56,059	42	43	88	111	1,403	150
P <sub>2</sub> Alg. 4 neg <sub>1</sub>	1,595	1,945	52	143,729	53	53	174	111	1,693	178
P <sub>2</sub> Alg. 4 neg <sub>2</sub>	6,288	3,388	53	223,416	53	53	183	268	6,877	444
P <sub>1</sub> Alg. 5 neg <sub>1</sub>	3,682	2,572	28	oom	28	27	187	268	2,751	344
P <sub>1</sub> Alg. 5 neg <sub>2</sub>	3,459	2,474	29	oom	27	32	186	290	2,634	313
P <sub>2</sub> Alg. 5 neg <sub>1</sub>	2,332	3,157	32	oom	29	35	267	164	2,409	227
P <sub>2</sub> Alg. 5 neg <sub>2</sub>	8,923	6,014	29	oom	30	32	310	510	8,451	745
P <sub>1</sub> Alg. 6 neg <sub>1</sub>	319,450	2,905	63	oom	54	59	192	297	10,807	346
P <sub>1</sub> Alg. 6 neg <sub>2</sub>	258,081	3,129	68	oom	66	49	197	270	10,792	364
P <sub>2</sub> Alg. 6 neg <sub>1</sub>	332,159	3,813	64	oom	75	67	302	199	8,633	253
P <sub>2</sub> Alg. 6 neg <sub>2</sub>	304,167	6,634	75	oom	72	77	340	546	15,498	787
P <sub>1</sub> Alg. 7 neg <sub>1</sub>	1,110,324	68,121	55	oom	56	61	240	346	192,414	560
P <sub>1</sub> Alg. 7 neg <sub>2</sub>	1,106,685	65,702	51	oom	63	59	239	337	195,633	560
P <sub>2</sub> Alg. 7 neg <sub>1</sub>	39,847	15,721	71	oom	73	66	238	177	8,496	217
P <sub>2</sub> Alg. 7 neg <sub>2</sub>	423,019	42,479	62	oom	78	74	290	494	75,396	806
P <sub>1</sub> Alg. 8 neg <sub>1</sub>	1,315	502	40	57,095	41	42	81	64	1,268	103
P <sub>1</sub> Alg. 8 neg <sub>2</sub>	1,390	495	41	58,260	39	39	99	69	1,364	109
P <sub>2</sub> Alg. 8 neg <sub>1</sub>	1,195	792	51	141,985	50	56	188	68	1,741	154
P <sub>2</sub> Alg. 8 neg <sub>2</sub>	4,047	1,235	47	209,179	49	51	201	117	6,069	242
P <sub>1</sub> Alg. 9 neg <sub>1</sub>	1,157	480	39	3,670	40	44	91	66	928	85
P <sub>1</sub> Alg. 9 neg <sub>2</sub>	1,193	488	39	3,849	42	39	97	65	935	76
P <sub>2</sub> Alg. 9 neg <sub>1</sub>	1,045	801	53	4,946	51	55	183	65	1,315	119
P <sub>2</sub> Alg. 9 neg <sub>2</sub>	2,967	1,165	51	5,326	51	53	196	125	3,787	168
P <sub>1</sub> Alg. 10 neg <sub>1</sub>	oom	858	28	oom	27	30	224	182	1,749	197
P <sub>1</sub> Alg. 10 neg <sub>2</sub>	oom	888	27	oom	26	30	210	151	1,741	190
P <sub>2</sub> Alg. 10 neg <sub>1</sub>	oom	1,072	30	oom	27	29	296	159	1,458	221
P <sub>2</sub> Alg. 10 neg <sub>2</sub>	oom	1,665	29	oom	28	30	308	195	4,648	313
	q11	q12	q13	q14	q15	q16	q17	q18	q19	q20
P <sub>1</sub> Alg. 4 neg <sub>1</sub>	112	321	194	108	1,123	45,431	142	792	86	39
P <sub>1</sub> Alg. 4 neg <sub>2</sub>	112	315	203	114	1,101	69,305	207	902	88	41
P <sub>2</sub> Alg. 4 neg <sub>1</sub>	152	1,193	336	150	1,241	33,243	122	1,558	97	51
P <sub>2</sub> Alg. 4 neg <sub>2</sub>	158	1,244	450	226	6,120	1,068,975	1,229	3,050	121	55
P <sub>1</sub> Alg. 5 neg <sub>1</sub>	129	385	224	217	2,556	oom	397	1,949	150	27
P <sub>1</sub> Alg. 5 neg <sub>2</sub>	137	353	215	203	2,498	oom	376	1,961	155	29
P <sub>2</sub> Alg. 5 neg <sub>1</sub>	153	1,355	372	216	1,847	oom	188	2,849	157	39
P <sub>2</sub> Alg. 5 neg <sub>2</sub>	144	1,258	532	321	9,874	oom	1,287	5,413	179	31
P <sub>1</sub> Alg. 6 neg <sub>1</sub>	114	312	232	295	4,198	oom	396	2,273	112	54
P <sub>1</sub> Alg. 6 neg <sub>2</sub>	133	345	244	284	4,444	oom	388	2,311	129	66
P <sub>2</sub> Alg. 6 neg <sub>1</sub>	189	1,276	387	370	3,922	oom	204	2,839	149	70
P <sub>2</sub> Alg. 6 neg <sub>2</sub>	194	1,218	577	470	12,158	oom	1,345	5,893	154	76
P <sub>1</sub> Alg. 7 neg <sub>1</sub>	167	1,985	713	488	87,969	oom	351	25,046	108	53
P <sub>1</sub> Alg. 7 neg <sub>2</sub>	148	1,988	716	499	86,892	oom	362	24,976	108	66
P <sub>2</sub> Alg. 7 neg <sub>1</sub>	230	3,215	841	295	3,922	oom	188	5,170	129	73
P <sub>2</sub> Alg. 7 neg <sub>2</sub>	244	2,654	1,340	538	32,205	oom	1,246	14,233	164	60
P <sub>1</sub> Alg. 8 neg <sub>1</sub>	113	341	208	115	1,091	16,985	65	433	203	42
P <sub>1</sub> Alg. 8 neg <sub>2</sub>	105	328	197	115	1,110	21,516	77	424	220	39
P <sub>2</sub> Alg. 8 neg <sub>1</sub>	159	1,296	350	140	1,228	13,591	70	711	244	53
P <sub>2</sub> Alg. 8 neg <sub>2</sub>	162	1,275	406	213	5,883	314,950	221	997	262	48
P <sub>1</sub> Alg. 9 neg <sub>1</sub>	120	345	213	118	1,083	7,107	71	381	51	44
P <sub>1</sub> Alg. 9 neg <sub>2</sub>	119	328	214	107	1,089	7,220	72	362	53	43
P <sub>2</sub> Alg. 9 neg <sub>1</sub>	141	1,206	345	133	1,182	5,235	65	632	60	51
P <sub>2</sub> Alg. 9 neg <sub>2</sub>	159	1,166	416	202	6,099	77,591	228	903	68	50
P <sub>1</sub> Alg. 10 neg <sub>1</sub>	175	417	314	287	2,447	oom	161	621	92	26
P <sub>1</sub> Alg. 10 neg <sub>2</sub>	170	433	319	280	2,458	oom	180	651	93	26
P <sub>2</sub> Alg. 10 neg <sub>1</sub>	180	1,280	435	297	1,703	oom	136	780	100	29
P <sub>2</sub> Alg. 10 neg <sub>2</sub>	201	1,238	578	381	9,443	oom	265	1,120	94	27



Table 56: Query answers filtering time in milliseconds: P-IAR semantics on Food Inspection dataset, non score-structured priority,  $p = 0.5$ .

	q2	q3	q4	q5	q6
P <sub>1</sub> Alg. 4 neg <sub>1</sub>	t.o	261,750	oom	t.o	oom
P <sub>1</sub> Alg. 4 neg <sub>2</sub>	t.o	234,752	oom	t.o	oom
P <sub>2</sub> Alg. 4 neg <sub>1</sub>	oom	oom	oom	oom	oom
P <sub>2</sub> Alg. 4 neg <sub>2</sub>	oom	oom	oom	oom	oom
P <sub>1</sub> Alg. 5 neg <sub>1</sub>	oom	343,906	oom	oom	oom
P <sub>1</sub> Alg. 5 neg <sub>2</sub>	oom	455,245	oom	oom	oom
P <sub>2</sub> Alg. 5 neg <sub>1</sub>	oom	oom	oom	oom	oom
P <sub>2</sub> Alg. 5 neg <sub>2</sub>	oom	oom	oom	oom	oom
P <sub>1</sub> Alg. 6 neg <sub>1</sub>	oom	285,845	oom	oom	oom
P <sub>1</sub> Alg. 6 neg <sub>2</sub>	oom	439,352	oom	oom	oom
P <sub>2</sub> Alg. 6 neg <sub>1</sub>	oom	oom	oom	oom	oom
P <sub>2</sub> Alg. 6 neg <sub>2</sub>	oom	oom	oom	oom	oom
P <sub>1</sub> Alg. 7 neg <sub>1</sub>	oom	t.o	oom	oom	oom
P <sub>1</sub> Alg. 7 neg <sub>2</sub>	oom	t.o	oom	oom	oom
P <sub>2</sub> Alg. 7 neg <sub>1</sub>	oom	oom	oom	oom	oom
P <sub>2</sub> Alg. 7 neg <sub>2</sub>	oom	oom	oom	oom	oom
P <sub>1</sub> Alg. 8 neg <sub>1</sub>	127,720	17,087	t.o	t.o	t.o
P <sub>1</sub> Alg. 8 neg <sub>2</sub>	108,651	15,335	t.o	t.o	t.o
P <sub>2</sub> Alg. 8 neg <sub>1</sub>	t.o	462,161	t.o	t.o	t.o
P <sub>2</sub> Alg. 8 neg <sub>2</sub>	t.o	515,630	t.o	t.o	t.o
P <sub>1</sub> Alg. 9 neg <sub>1</sub>	10,951	2,488	105,088	79,819	76,534
P <sub>1</sub> Alg. 9 neg <sub>2</sub>	10,183	<b>2,413</b>	<b>100,982</b>	82,738	76,293
P <sub>2</sub> Alg. 9 neg <sub>1</sub>	338,905	51,970	t.o	t.o	t.o
P <sub>2</sub> Alg. 9 neg <sub>2</sub>	335,875	51,761	t.o	t.o	t.o
P <sub>1</sub> Alg. 10 neg <sub>1</sub>	<b>2,279</b>	t.o	oom	<b>30,572</b>	<b>19,567</b>
P <sub>1</sub> Alg. 10 neg <sub>2</sub>	<b>2,402</b>	t.o	oom	<b>31,883</b>	<b>19,615</b>
P <sub>2</sub> Alg. 10 neg <sub>1</sub>	45,735	t.o	oom	oom	oom
P <sub>2</sub> Alg. 10 neg <sub>2</sub>	48,008	t.o	oom	oom	oom

Table 57: Query answers filtering time in milliseconds: P-IAR semantics on Food Inspection dataset, non score-structured priority,  $p = 0.8$ .

	q2	q3	q4	q5	q6
P <sub>1</sub> Alg. 4 neg <sub>1</sub>	t.o	307,572	oom	t.o	t.o
P <sub>1</sub> Alg. 4 neg <sub>2</sub>	t.o	254,078	oom	t.o	t.o
P <sub>2</sub> Alg. 4 neg <sub>1</sub>	oom	oom	oom	oom	oom
P <sub>2</sub> Alg. 4 neg <sub>2</sub>	oom	oom	oom	oom	oom
P <sub>1</sub> Alg. 5 neg <sub>1</sub>	oom	193,201	oom	oom	oom
P <sub>1</sub> Alg. 5 neg <sub>2</sub>	oom	501,702	oom	oom	oom
P <sub>2</sub> Alg. 5 neg <sub>1</sub>	oom	oom	oom	oom	oom
P <sub>2</sub> Alg. 5 neg <sub>2</sub>	oom	oom	oom	oom	oom
P <sub>1</sub> Alg. 6 neg <sub>1</sub>	oom	189,749	oom	oom	oom
P <sub>1</sub> Alg. 6 neg <sub>2</sub>	oom	409,094	oom	oom	oom
P <sub>2</sub> Alg. 6 neg <sub>1</sub>	oom	oom	oom	oom	oom
P <sub>2</sub> Alg. 6 neg <sub>2</sub>	oom	oom	oom	oom	oom
P <sub>1</sub> Alg. 7 neg <sub>1</sub>	oom	t.o	oom	oom	oom
P <sub>1</sub> Alg. 7 neg <sub>2</sub>	oom	t.o	oom	oom	oom
P <sub>2</sub> Alg. 7 neg <sub>1</sub>	oom	oom	oom	oom	oom
P <sub>2</sub> Alg. 7 neg <sub>2</sub>	oom	oom	oom	oom	oom
P <sub>1</sub> Alg. 8 neg <sub>1</sub>	75,192	14,586	t.o	t.o	t.o
P <sub>1</sub> Alg. 8 neg <sub>2</sub>	73,399	13,097	t.o	t.o	t.o
P <sub>2</sub> Alg. 8 neg <sub>1</sub>	1,604,398	332,746	t.o	t.o	t.o
P <sub>2</sub> Alg. 8 neg <sub>2</sub>	1,573,487	330,634	t.o	t.o	t.o
P <sub>1</sub> Alg. 9 neg <sub>1</sub>	8,194	2,328	102,033	82,275	68,672
P <sub>1</sub> Alg. 9 neg <sub>2</sub>	8,045	<b>2,253</b>	<b>99,811</b>	76,368	47,802
P <sub>2</sub> Alg. 9 neg <sub>1</sub>	166,375	30,513	t.o	t.o	1,100,444
P <sub>2</sub> Alg. 9 neg <sub>2</sub>	167,163	29,338	t.o	t.o	1,125,635
P <sub>1</sub> Alg. 10 neg <sub>1</sub>	1,920	24,217	oom	<b>25,947</b>	<b>18,698</b>
P <sub>1</sub> Alg. 10 neg <sub>2</sub>	<b>1,789</b>	27,237	oom	26,993	18,821
P <sub>2</sub> Alg. 10 neg <sub>1</sub>	20,501	40,853	oom	oom	oom
P <sub>2</sub> Alg. 10 neg <sub>2</sub>	20,487	41,119	oom	oom	oom



Table 58: Query answers filtering time in milliseconds: P-IAR semantics on Physicians dataset, non score-structured priority,  $p = 0.5$ .

	q1	q2	q3	q4	q5	q6
P <sub>1</sub> Alg. 4 neg <sub>1</sub>	<b>745</b>	169	<b>413</b>	114,883	253	40,352
P <sub>1</sub> Alg. 4 neg <sub>2</sub>	924	181	506	139,518	296	38,944
P <sub>2</sub> Alg. 4 neg <sub>1</sub>	1,458	186	537	t.o	303	57,125
P <sub>2</sub> Alg. 4 neg <sub>2</sub>	2,782	184	575	t.o	294	125,170
P <sub>1</sub> Alg. 5 neg <sub>1</sub>	1,485	194	493	oom	267	t.o
P <sub>1</sub> Alg. 5 neg <sub>2</sub>	1,539	189	517	oom	<b>263</b>	t.o
P <sub>2</sub> Alg. 5 neg <sub>1</sub>	1,629	203	514	oom	284	oom
P <sub>2</sub> Alg. 5 neg <sub>2</sub>	2,769	199	593	oom	278	oom
P <sub>1</sub> Alg. 6 neg <sub>1</sub>	2,268	<b>165</b>	469	oom	248	t.o
P <sub>1</sub> Alg. 6 neg <sub>2</sub>	1,664	166	487	oom	224	t.o
P <sub>2</sub> Alg. 6 neg <sub>1</sub>	1,681	191	586	oom	298	oom
P <sub>2</sub> Alg. 6 neg <sub>2</sub>	2,827	188	703	oom	<b>260</b>	oom
P <sub>1</sub> Alg. 7 neg <sub>1</sub>	3,128	201	2,027	oom	364	t.o
P <sub>1</sub> Alg. 7 neg <sub>2</sub>	2,868	192	4,682	oom	359	t.o
P <sub>2</sub> Alg. 7 neg <sub>1</sub>	2,257	205	1,603	oom	374	oom
P <sub>2</sub> Alg. 7 neg <sub>2</sub>	3,617	235	4,974	oom	409	oom
P <sub>1</sub> Alg. 8 neg <sub>1</sub>	<b>814</b>	207	541	75,202	303	19,163
P <sub>1</sub> Alg. 8 neg <sub>2</sub>	827	188	548	68,846	295	18,303
P <sub>2</sub> Alg. 8 neg <sub>1</sub>	1,460	197	635	t.o	322	61,618
P <sub>2</sub> Alg. 8 neg <sub>2</sub>	2,840	204	644	t.o	323	117,724
P <sub>1</sub> Alg. 9 neg <sub>1</sub>	799	180	563	2,627	237	1,553
P <sub>1</sub> Alg. 9 neg <sub>2</sub>	751	171	513	<b>2,557</b>	<b>213</b>	<b>1,523</b>
P <sub>2</sub> Alg. 9 neg <sub>1</sub>	1,330	194	644	29,997	264	2,636
P <sub>2</sub> Alg. 9 neg <sub>2</sub>	2,660	202	603	30,547	270	3,798
P <sub>1</sub> Alg. 10 neg <sub>1</sub>	<b>803</b>	202	723	3,488	<b>257</b>	2,418
P <sub>1</sub> Alg. 10 neg <sub>2</sub>	797	197	660	3,454	286	2,425
P <sub>2</sub> Alg. 10 neg <sub>1</sub>	2,231	233	775	43,434	314	5,137
P <sub>2</sub> Alg. 10 neg <sub>2</sub>	2,714	252	822	43,706	318	8,814

Table 59: Query answers filtering time in milliseconds: P-IAR semantics on Physicians dataset, non score-structured priority,  $p = 0.8$ .

	q1	q2	q3	q4	q5	q6
P <sub>1</sub> Alg. 4 neg <sub>1</sub>	736	164	360	102,410	217	30,879
P <sub>1</sub> Alg. 4 neg <sub>2</sub>	870	178	398	114,909	241	32,014
P <sub>2</sub> Alg. 4 neg <sub>1</sub>	1,051	151	340	t.o	240	38,912
P <sub>2</sub> Alg. 4 neg <sub>2</sub>	2,044	144	393	t.o	239	90,522
P <sub>1</sub> Alg. 5 neg <sub>1</sub>	1,365	204	440	oom	258	t.o
P <sub>1</sub> Alg. 5 neg <sub>2</sub>	1,405	171	441	oom	268	t.o
P <sub>2</sub> Alg. 5 neg <sub>1</sub>	1,256	163	400	oom	231	oom
P <sub>2</sub> Alg. 5 neg <sub>2</sub>	2,070	170	366	oom	245	oom
P <sub>1</sub> Alg. 6 neg <sub>1</sub>	1,443	154	409	oom	251	t.o
P <sub>1</sub> Alg. 6 neg <sub>2</sub>	1,444	162	426	oom	251	t.o
P <sub>2</sub> Alg. 6 neg <sub>1</sub>	1,234	173	444	oom	226	oom
P <sub>2</sub> Alg. 6 neg <sub>2</sub>	2,107	155	457	oom	263	oom
P <sub>1</sub> Alg. 7 neg <sub>1</sub>	2,406	171	1,549	oom	278	t.o
P <sub>1</sub> Alg. 7 neg <sub>2</sub>	2,349	182	1,588	oom	301	t.o
P <sub>2</sub> Alg. 7 neg <sub>1</sub>	1,692	165	851	oom	260	oom
P <sub>2</sub> Alg. 7 neg <sub>2</sub>	2,697	180	1,785	oom	286	oom
P <sub>1</sub> Alg. 8 neg <sub>1</sub>	753	176	507	64,475	238	14,787
P <sub>1</sub> Alg. 8 neg <sub>2</sub>	752	173	464	65,724	253	16,339
P <sub>2</sub> Alg. 8 neg <sub>1</sub>	1,126	160	463	t.o	223	38,571
P <sub>2</sub> Alg. 8 neg <sub>2</sub>	2,019	161	450	t.o	234	84,204
P <sub>1</sub> Alg. 9 neg <sub>1</sub>	770	163	449	2,696	196	1,332
P <sub>1</sub> Alg. 9 neg <sub>2</sub>	719	158	428	2,569	232	1,325
P <sub>2</sub> Alg. 9 neg <sub>1</sub>	1,076	155	458	21,475	185	1,951
P <sub>2</sub> Alg. 9 neg <sub>2</sub>	2,002	163	507	22,318	223	2,792
P <sub>1</sub> Alg. 10 neg <sub>1</sub>	753	210	504	3,416	239	1,856
P <sub>1</sub> Alg. 10 neg <sub>2</sub>	769	198	464	3,413	243	1,889
P <sub>2</sub> Alg. 10 neg <sub>1</sub>	1,809	206	522	30,667	283	3,311
P <sub>2</sub> Alg. 10 neg <sub>2</sub>	2,197	206	580	31,242	262	4,771

Table 60: Query answers filtering time in milliseconds: C-IAR semantics on u1c1, non score-structured priority,  $p = 0.8$ .

	q1	q2	q3	q4	q5	q6	q7	q8	q9	q10
Alg. 4 neg <sub>1</sub>	oom	53	24	oom	29	28	28	24	oom	47
Alg. 4 neg <sub>2</sub>	oom	64	24	oom	27	27	29	26	oom	45
Alg. 5 neg <sub>1</sub>	oom	96	9	t.o	10	10	8	9	t.o	75
Alg. 5 neg <sub>2</sub>	oom	87	10	t.o	9	12	9	8	t.o	82
Alg. 6 neg <sub>1</sub>	oom	95	62	t.o	54	59	44	49	t.o	84
Alg. 6 neg <sub>2</sub>	oom	97	55	t.o	54	54	49	45	t.o	88
Alg. 7 neg <sub>1</sub>	oom	90	51	t.o	49	49	38	39	t.o	133
Alg. 7 neg <sub>2</sub>	oom	108	53	t.o	50	53	46	40	t.o	72
Alg. 8 neg <sub>1</sub>	t.o	77	36	t.o	31	34	28	30	t.o	51
Alg. 8 neg <sub>2</sub>	t.o	85	35	t.o	36	31	28	30	t.o	53
Alg. 9 neg <sub>1</sub>	t.o	67	33	oom	33	36	32	33	t.o	52
Alg. 9 neg <sub>2</sub>	t.o	72	38	t.o	65	62	37	33	t.o	53
Alg. 10 neg <sub>1</sub>	oom	89	10	t.o	8	11	9	9	t.o	78
Alg. 10 neg <sub>2</sub>	oom	85	9	t.o	12	24	15	15	oom	75
	q11	q12	q13	q14	q15	q16	q17	q18	q19	q20
Alg. 4 neg <sub>1</sub>	42	t.o	55	97	t.o	t.o	oom	57	27	22
Alg. 4 neg <sub>2</sub>	46	t.o	149	103	t.o	t.o	oom	60	30	24
Alg. 5 neg <sub>1</sub>	76	t.o	80	186	t.o	t.o	t.o	78	12	11
Alg. 5 neg <sub>2</sub>	67	t.o	75	179	t.o	t.o	t.o	97	9	9
Alg. 6 neg <sub>1</sub>	74	t.o	92	164	t.o	t.o	t.o	86	42	49
Alg. 6 neg <sub>2</sub>	75	t.o	92	175	t.o	t.o	t.o	85	52	48
Alg. 7 neg <sub>1</sub>	122	t.o	203	225	t.o	t.o	t.o	66	37	36
Alg. 7 neg <sub>2</sub>	65	t.o	107	144	t.o	t.o	t.o	94	43	40
Alg. 8 neg <sub>1</sub>	53	t.o	66	100	t.o	t.o	t.o	74	29	33
Alg. 8 neg <sub>2</sub>	43	t.o	70	107	t.o	t.o	t.o	86	33	32
Alg. 9 neg <sub>1</sub>	66	t.o	69	104	t.o	t.o	t.o	56	32	35
Alg. 9 neg <sub>2</sub>	54	t.o	69	107	t.o	t.o	t.o	52	32	38
Alg. 10 neg <sub>1</sub>	75	t.o	99	147	t.o	t.o	t.o	83	7	8
Alg. 10 neg <sub>2</sub>	77	t.o	106	165	t.o	t.o	oom	79	8	10

Table 61: Query answers filtering time in milliseconds: C-IAR semantics on u1c50, non score-structured priority,  $p = 0.8$ .

	q1	q2	q3	q4	q5	q6	q7	q8	q9	q10
Alg. 4 neg <sub>1</sub>	oom	t.o	oom	t.o	oom	t.o	oom	43	t.o	oom
Alg. 4 neg <sub>2</sub>	oom	t.o	oom	t.o	oom	t.o	oom	41	t.o	oom
Alg. 5 neg <sub>1</sub>	t.o	t.o	t.o	t.o	t.o	t.o	t.o	18	t.o	t.o
Alg. 5 neg <sub>2</sub>	t.o	t.o	t.o	t.o	t.o	t.o	t.o	17	t.o	t.o
Alg. 6 neg <sub>1</sub>	t.o	t.o	t.o	t.o	t.o	t.o	t.o	59	t.o	t.o
Alg. 6 neg <sub>2</sub>	t.o	t.o	t.o	t.o	t.o	t.o	t.o	60	t.o	t.o
Alg. 7 neg <sub>1</sub>	t.o	t.o	t.o	t.o	t.o	t.o	t.o	61	t.o	t.o
Alg. 7 neg <sub>2</sub>	t.o	t.o	t.o	t.o	t.o	t.o	t.o	51	t.o	t.o
Alg. 8 neg <sub>1</sub>	t.o	t.o	t.o	t.o	t.o	t.o	t.o	46	t.o	t.o
Alg. 8 neg <sub>2</sub>	t.o	t.o	t.o	t.o	t.o	t.o	t.o	40	t.o	t.o
Alg. 9 neg <sub>1</sub>	t.o	t.o	t.o	t.o	t.o	t.o	t.o	34	t.o	165
Alg. 9 neg <sub>2</sub>	t.o	t.o	t.o	t.o	t.o	t.o	t.o	35	t.o	162
Alg. 10 neg <sub>1</sub>	t.o	t.o	t.o	t.o	t.o	t.o	t.o	21	t.o	t.o
Alg. 10 neg <sub>2</sub>	oom	t.o	oom	t.o	oom	t.o	oom	24	t.o	oom
	q11	q12	q13	q14	q15	q16	q17	q18	q19	q20
Alg. 4 neg <sub>1</sub>	t.o	t.o	t.o	t.o	t.o	t.o	oom	t.o	35	oom
Alg. 4 neg <sub>2</sub>	t.o	t.o	t.o	t.o	t.o	t.o	oom	t.o	40	oom
Alg. 5 neg <sub>1</sub>	t.o	t.o	t.o	t.o	t.o	t.o	t.o	t.o	18	t.o
Alg. 5 neg <sub>2</sub>	t.o	t.o	t.o	t.o	t.o	t.o	t.o	t.o	18	t.o
Alg. 6 neg <sub>1</sub>	t.o	t.o	t.o	t.o	t.o	t.o	t.o	t.o	54	t.o
Alg. 6 neg <sub>2</sub>	t.o	t.o	t.o	t.o	t.o	t.o	t.o	t.o	52	t.o
Alg. 7 neg <sub>1</sub>	t.o	t.o	t.o	t.o	t.o	t.o	t.o	t.o	59	t.o
Alg. 7 neg <sub>2</sub>	t.o	t.o	t.o	t.o	t.o	t.o	t.o	t.o	49	t.o
Alg. 8 neg <sub>1</sub>	t.o	t.o	t.o	t.o	t.o	t.o	t.o	t.o	35	t.o
Alg. 8 neg <sub>2</sub>	t.o	t.o	t.o	t.o	t.o	t.o	t.o	t.o	34	t.o
Alg. 9 neg <sub>1</sub>	t.o	t.o	t.o	t.o	t.o	t.o	t.o	t.o	34	t.o
Alg. 9 neg <sub>2</sub>	t.o	t.o	t.o	t.o	t.o	t.o	t.o	t.o	34	t.o
Alg. 10 neg <sub>1</sub>	t.o	t.o	t.o	t.o	t.o	t.o	t.o	t.o	20	t.o
Alg. 10 neg <sub>2</sub>	t.o	t.o	t.o	t.o	t.o	t.o	oom	t.o	22	oom

Table 62: Query answers filtering time in milliseconds: C-IAR semantics on u20c1, non score-structured priority,  $p = 0.8$ .

	q1	q2	q3	q4	q5	q6	q7	q8	q9	q10
Alg. 4 neg <sub>1</sub>	oom	oom	43	oom	40	42	oom	96,785	oom	oom
Alg. 4 neg <sub>2</sub>	oom	oom	50	oom	47	47	oom	115,392	oom	oom
Alg. 5 neg <sub>1</sub>	oom	oom	29	oom	28	31	oom	oom	oom	oom
Alg. 5 neg <sub>2</sub>	oom	oom	23	oom	23	27	oom	oom	oom	oom
Alg. 6 neg <sub>1</sub>	oom	oom	74	oom	66	72	oom	oom	oom	oom
Alg. 6 neg <sub>2</sub>	oom	oom	72	oom	61	65	oom	oom	oom	oom
Alg. 7 neg <sub>1</sub>	oom	oom	61	oom	56	55	oom	oom	oom	oom
Alg. 7 neg <sub>2</sub>	oom	oom	67	oom	53	65	oom	oom	oom	oom
Alg. 8 neg <sub>1</sub>	t.o	t.o	42	t.o	39	40	t.o	12,488	t.o	t.o
Alg. 8 neg <sub>2</sub>	t.o	t.o	41	t.o	49	42	t.o	12,771	t.o	t.o
Alg. 9 neg <sub>1</sub>	t.o	t.o	41	t.o	42	41	t.o	12,603	t.o	t.o
Alg. 9 neg <sub>2</sub>	t.o	t.o	48	t.o	49	39	t.o	12,904	t.o	t.o
Alg. 10 neg <sub>1</sub>	oom	oom	24	oom	24	28	oom	15,380	oom	oom
Alg. 10 neg <sub>2</sub>	oom	oom	25	oom	22	24	oom	15,060	oom	oom
	q11	q12	q13	q14	q15	q16	q17	q18	q19	q20
Alg. 4 neg <sub>1</sub>	2,583	t.o	oom	t.o	t.o	oom	oom	oom	496	43
Alg. 4 neg <sub>2</sub>	3,057	t.o	oom	t.o	t.o	oom	oom	oom	665	45
Alg. 5 neg <sub>1</sub>	3,236	t.o	oom	oom	oom	oom	oom	oom	507	23
Alg. 5 neg <sub>2</sub>	2,703	t.o	oom	t.o	t.o	oom	oom	oom	621	24
Alg. 6 neg <sub>1</sub>	2,847	t.o	oom	oom	oom	oom	oom	oom	536	59
Alg. 6 neg <sub>2</sub>	2,845	t.o	oom	oom	t.o	oom	oom	oom	593	69
Alg. 7 neg <sub>1</sub>	3,364	t.o	oom	t.o	oom	oom	oom	oom	493	61
Alg. 7 neg <sub>2</sub>	3,441	t.o	oom	t.o	oom	oom	oom	oom	570	62
Alg. 8 neg <sub>1</sub>	62,942	t.o	t.o	t.o	t.o	t.o	oom	t.o	56,322	51
Alg. 8 neg <sub>2</sub>	71,959	t.o	oom	t.o	t.o	t.o	oom	t.o	79,428	41
Alg. 9 neg <sub>1</sub>	2,523	t.o	oom	t.o	t.o	t.o	t.o	t.o	63,041	45
Alg. 9 neg <sub>2</sub>	2,380	t.o	oom	t.o	t.o	t.o	t.o	t.o	71,052	44
Alg. 10 neg <sub>1</sub>	2,558	t.o	oom	oom	t.o	oom	oom	oom	203	24
Alg. 10 neg <sub>2</sub>	2,353	t.o	oom	oom	oom	oom	oom	oom	211	22

Table 63: Query answers filtering time in milliseconds: C-IAR semantics on u20c50, non score-structured priority,  $p = 0.8$ : All queries ran out of time or memory.

Table 64: Query answers filtering time in milliseconds: C-IAR semantics on Food Inspection dataset, non score-structured priority,  $p = 0.5$  and  $p = 0.8$ : All queries ran out of time.

Table 65: Query answers filtering time in milliseconds: C-IAR semantics on Physicians dataset, non score-structured priority,  $p = 0.5$ .

	q1	q2	q3	q4	q5	q6
Alg. 4 neg <sub>1</sub>	797,305	224	1,308	oom	358	t.o
Alg. 4 neg <sub>2</sub>	804,183	204	<b>1,208</b>	oom	342	t.o
Alg. 5 neg <sub>1</sub>	oom	211	1,733	oom	308	oom
Alg. 5 neg <sub>2</sub>	oom	237	1,256	oom	306	oom
Alg. 6 neg <sub>1</sub>	oom	<b>202</b>	1,924	oom	<b>274</b>	oom
Alg. 6 neg <sub>2</sub>	oom	204	1,378	oom	367	oom
Alg. 7 neg <sub>1</sub>	oom	259	8,675	oom	594	oom
Alg. 7 neg <sub>2</sub>	oom	247	7,928	oom	665	oom
Alg. 8 neg <sub>1</sub>	657,545	219	1,404	t.o	2,470	t.o
Alg. 8 neg <sub>2</sub>	687,463	247	1,459	t.o	2,585	t.o
Alg. 9 neg <sub>1</sub>	<b>568,202</b>	225	1,341	t.o	284	<b>766,899</b>
Alg. 9 neg <sub>2</sub>	634,418	217	1,332	oom	288	784,288
Alg. 10 neg <sub>1</sub>	oom	251	1,282	oom	343	oom
Alg. 10 neg <sub>2</sub>	oom	244	1,333	t.o	325	oom

Table 66: Query answers filtering time in milliseconds: C-IAR semantics on Physicians dataset, non score-structured priority,  $p = 0.8$ .

	q1	q2	q3	q4	q5	q6
Alg. 4 neg <sub>1</sub>	756,542	159	618	oom	274	oom
Alg. 4 neg <sub>2</sub>	610,388	162	<b>584</b>	t.o	620	oom
Alg. 5 neg <sub>1</sub>	oom	166	643	oom	236	oom
Alg. 5 neg <sub>2</sub>	oom	198	651	oom	249	oom
Alg. 6 neg <sub>1</sub>	oom	<b>155</b>	712	oom	238	oom
Alg. 6 neg <sub>2</sub>	oom	159	695	oom	254	oom
Alg. 7 neg <sub>1</sub>	oom	185	2,372	oom	317	oom
Alg. 7 neg <sub>2</sub>	oom	193	2,303	oom	366	oom
Alg. 8 neg <sub>1</sub>	497,829	168	700	oom	269	oom
Alg. 8 neg <sub>2</sub>	499,306	177	687	oom	268	oom
Alg. 9 neg <sub>1</sub>	<b>457,160</b>	162	681	oom	236	<b>597,294</b>
Alg. 9 neg <sub>2</sub>	474,115	161	674	oom	<b>197</b>	601,419
Alg. 10 neg <sub>1</sub>	510,679	197	695	oom	228	oom
Alg. 10 neg <sub>2</sub>	511,448	179	639	oom	220	oom

Table 67: Query answers filtering time in milliseconds: X-brave semantics ( $X \in \{P,C\}$ ) on u1c1, score-structured priority,  $n = 5$ .

	q1	q2	q3	q4	q5	q6	q7	q8	q9	q10
P <sub>1</sub> Alg. 4	307	49	27	594	27	26	27	22	222	27
P <sub>2</sub> Alg. 4	840	62	34	687	33	39	36	29	808	31
C Alg. 4	oom	51	23	2,959	24	23	23	26	oom	20
P <sub>1</sub> Alg. 5	145	72	6	282	6	6	6	6	100	6
P <sub>2</sub> Alg. 5	327	87	9	333	8	10	8	7	241	9
C Alg. 5	t.o	79	6	1,664	5	7	8	5	t.o	7
P <sub>1</sub> Alg. 6	157	83	43	537	42	43	35	34	108	35
P <sub>2</sub> Alg. 6	267	89	58	657	55	56	52	43	194	40
C Alg. 6	t.o	102	39	1,809	39	44	41	40	t.o	40
P <sub>1</sub> Alg. 7	861	73	38	2,336	38	37	30	32	265	36
P <sub>2</sub> Alg. 7	1,049	71	39	2,488	37	37	35	32	333	33
C Alg. 7	t.o	80	40	8,967	36	40	38	32	t.o	34
P <sub>1</sub> Alg. 8	288	61	38	708	32	36	29	32	263	33
P <sub>2</sub> Alg. 8	438	43	28	576	26	30	27	25	502	25
C Alg. 8	oom	57	24	2,848	24	25	25	20	oom	20
	q11	q12	q13	q14	q15	q16	q17	q18	q19	q20
P <sub>1</sub> Alg. 4	33	52	38	39	206	2,502	28	58	25	26
P <sub>2</sub> Alg. 4	37	64	54	51	680	9,013	27	76	30	29
C Alg. 4	28	oom	38	97	oom	oom	25	100	20	26
P <sub>1</sub> Alg. 5	7	88	76	62	87	387	5	64	8	6
P <sub>2</sub> Alg. 5	14	97	73	66	180	814	8	96	7	7
C Alg. 5	6	t.o	117	374	t.o	t.o	6	258	6	5
P <sub>1</sub> Alg. 6	51	106	82	46	81	354	38	96	39	39
P <sub>2</sub> Alg. 6	51	101	79	64	176	562	51	126	47	38
C Alg. 6	52	t.o	94	404	t.o	t.o	35	251	38	35
P <sub>1</sub> Alg. 7	41	85	58	52	197	8,804	34	92	34	38
P <sub>2</sub> Alg. 7	34	64	67	55	327	10,457	28	88	33	31
C Alg. 7	44	t.o	94	402	t.o	t.o	29	287	33	34
P <sub>1</sub> Alg. 8	43	67	48	54	244	2,821	30	74	31	32
P <sub>2</sub> Alg. 8	25	39	36	34	475	6,078	27	58	26	27
C Alg. 8	26	oom	43	93	oom	oom	22	73	22	25

Table 68: Query answers filtering time in milliseconds: X-brave semantics ( $X \in \{P,C\}$ ) on u1c50, score-structured priority,  $n = 5$ .

	q1	q2	q3	q4	q5	q6	q7	q8	q9	q10
P <sub>1</sub> Alg. 4	10,551	2,384	719	20,573	121	521	618	35	1,755	85
P <sub>2</sub> Alg. 4	116,331	15,534	4,407	188,845	567	1,729	2,722	42	11,555	395
C Alg. 4	oom	oom	t.o	oom	oom	t.o	oom	30	oom	oom
P <sub>1</sub> Alg. 5	1,669	822	162	5,158	81	143	188	16	782	115
P <sub>2</sub> Alg. 5	10,795	2,499	613	6,913	247	256	776	20	2,597	509
C Alg. 5	oom	oom	t.o	oom	oom	t.o	t.o	17	oom	t.o
P <sub>1</sub> Alg. 6	2,636	977	141	833,161	90	162	152	46	1,790	123
P <sub>2</sub> Alg. 6	4,284	2,214	563	t.o	212	265	656	67	2,818	402
C Alg. 6	oom	oom	t.o	oom	t.o	t.o	t.o	63	oom	t.o
P <sub>1</sub> Alg. 7	404,796	13,484	539	t.o	116	566	615	50	3,812	97
P <sub>2</sub> Alg. 7	244,229	17,112	803	t.o	227	638	1,185	46	5,670	339
C Alg. 7	oom	oom	t.o	oom	t.o	t.o	t.o	53	oom	t.o
P <sub>1</sub> Alg. 8	6,194	1,623	774	22,893	121	674	697	43	1,874	95
P <sub>2</sub> Alg. 8	34,437	4,123	3,177	125,619	242	1,155	1,937	34	6,422	204
C Alg. 8	t.o	oom	t.o	oom	oom	t.o	oom	30	oom	oom
	q11	q12	q13	q14	q15	q16	q17	q18	q19	q20
P <sub>1</sub> Alg. 4	229	724	448	269	1,403	28,333	64	1,188	35	339
P <sub>2</sub> Alg. 4	848	2,387	1,853	889	8,200	394,922	91	4,872	41	1,342
C Alg. 4	oom	oom	oom	t.o	oom	oom	184,247	oom	30	t.o
P <sub>1</sub> Alg. 5	389	5,142	597	352	486	2,445	78	1,030	16	103
P <sub>2</sub> Alg. 5	911	9,030	2,055	1,338	2,291	33,909	122	2,558	19	260
C Alg. 5	oom	oom	oom	oom	oom	oom	284,090	oom	16	t.o
P <sub>1</sub> Alg. 6	770	t.o	2,585	415	622	3,507	85	1,507	41	84
P <sub>2</sub> Alg. 6	1,326	t.o	3,453	1,352	1,866	6,890	120	2,810	54	248
C Alg. 6	oom	oom	oom	oom	oom	oom	386,398	oom	73	t.o
P <sub>1</sub> Alg. 7	783	2,877	2,048	1,071	2,814	1,156,965	65	7,262	53	211
P <sub>2</sub> Alg. 7	1,199	4,352	2,463	1,586	4,239	732,151	85	10,581	53	378
C Alg. 7	oom	oom	oom	oom	oom	oom	378,484	oom	52	t.o
P <sub>1</sub> Alg. 8	235	618	360	316	1,534	23,731	75	1,263	41	412
P <sub>2</sub> Alg. 8	361	1,061	821	755	5,620	185,383	71	2,933	31	1,002
C Alg. 8	oom	oom	oom	t.o	t.o	t.o	230,516	t.o	38	t.o



Table 69: Query answers filtering time in milliseconds: X-brave semantics ( $X \in \{P,C\}$ ) on u20c1, score-structured priority,  $n = 5$ .

	q1	q2	q3	q4	q5	q6	q7	q8	q9	q10
P <sub>1</sub> Alg. 4	2,507	588	42	55,992	39	41	93	69	1,385	94
P <sub>2</sub> Alg. 4	3,763	1,008	49	92,487	49	50	141	92	3,526	167
C Alg. 4	oom	oom	35	oom	39	39	12,360	10,954	oom	oom
P <sub>1</sub> Alg. 5	1,505	453	21	215,321	22	21	110	74	856	84
P <sub>2</sub> Alg. 5	7,456	785	27	272,131	26	29	159	103	1,757	122
C Alg. 5	oom	oom	21	oom	19	22	t.o	2,248	oom	oom
P <sub>1</sub> Alg. 6	1,642	641	62	60,367	61	47	90	69	1,128	77
P <sub>2</sub> Alg. 6	2,250	782	61	57,885	66	63	93	77	1,561	99
C Alg. 6	oom	oom	70	oom	76	81	t.o	2,839	oom	t.o
P <sub>1</sub> Alg. 7	147,707	2,790	59	t.o	67	60	215	90	18,955	101
P <sub>2</sub> Alg. 7	102,843	2,666	65	t.o	73	54	254	78	13,574	136
C Alg. 7	oom	oom	68	oom	72	66	t.o	2,909	oom	t.o
P <sub>1</sub> Alg. 8	2,268	574	49	62,989	47	53	124	72	1,631	111
P <sub>2</sub> Alg. 8	2,179	660	38	67,949	38	40	117	55	2,377	105
C Alg. 8	oom	oom	48	oom	44	50	15,635	12,797	oom	oom
	q11	q12	q13	q14	q15	q16	q17	q18	q19	q20
P <sub>1</sub> Alg. 4	125	342	218	187	1,225	20,571	77	496	39	39
P <sub>2</sub> Alg. 4	159	602	332	228	3,835	111,282	119	678	46	49
C Alg. 4	26,894	oom	oom	oom	oom	oom	164,799	oom	38	36
P <sub>1</sub> Alg. 5	146	4,012	293	190	541	4,827	97	394	22	22
P <sub>2</sub> Alg. 5	218	2,749	410	304	1,379	168,376	147	756	24	26
C Alg. 5	t.o	oom	oom	t.o	oom	oom	t.o	oom	18	18
P <sub>1</sub> Alg. 6	190	638,309	589	212	557	7,994	93	596	64	60
P <sub>2</sub> Alg. 6	183	296,682	586	325	1,015	8,694	132	723	69	54
C Alg. 6	t.o	oom	oom	t.o	oom	oom	t.o	oom	60	69
P <sub>1</sub> Alg. 7	199	2,270	673	553	5,397	t.o	111	2,370	46	68
P <sub>2</sub> Alg. 7	215	1,666	625	622	5,834	t.o	127	2,500	53	53
C Alg. 7	t.o	oom	oom	t.o	oom	oom	t.o	oom	56	65
P <sub>1</sub> Alg. 8	135	286	206	176	1,446	20,437	93	557	48	47
P <sub>2</sub> Alg. 8	115	207	231	215	2,661	69,086	91	510	37	37
C Alg. 8	27,450	oom	t.o	oom	oom	oom	203,992	oom	45	47

Table 70: Query answers filtering time in milliseconds: X-brave semantics ( $X \in \{P,C\}$ ) on u20c50, score-structured priority,  $n = 5$ .

	q1	q2	q3	q4	q5	q6	q7	q8	q9	q10
P <sub>1</sub> Alg. 4	t.o	307,731	2,627	t.o	869	5,397	<b>2,441</b>	736	356,957	1,938
P <sub>2</sub> Alg. 4	t.o	t.o	11,618	t.o	2,781	24,334	8,479	2,642	t.o	6,826
C Alg. 4	t.o	t.o	oom	t.o	t.o	t.o	oom	oom	t.o	t.o
P <sub>1</sub> Alg. 5	1,079,684	<b>77,677</b>	<b>619</b>	oom	886	<b>420</b>	3,613	<b>347</b>	t.o	1,469
P <sub>2</sub> Alg. 5	t.o	278,309	1,895	oom	2,690	1,248	6,918	1,160	t.o	4,515
C Alg. 5	oom	oom	oom	oom	oom	oom	oom	oom	oom	oom
P <sub>1</sub> Alg. 6	t.o	380,214	<b>677</b>	oom	737	<b>461</b>	3,303	<b>350</b>	t.o	<b>1,319</b>
P <sub>2</sub> Alg. 6	t.o	425,333	1,520	oom	2,020	931	4,390	908	t.o	2,870
C Alg. 6	oom	oom	oom	oom	oom	oom	oom	oom	oom	oom
P <sub>1</sub> Alg. 7	t.o	t.o	2,275	oom	1,750	2,017	55,534	1,013	t.o	4,443
P <sub>2</sub> Alg. 7	t.o	t.o	2,068	oom	2,219	1,883	9,550	1,407	t.o	4,438
C Alg. 7	oom	oom	oom	oom	oom	oom	oom	oom	oom	oom
P <sub>1</sub> Alg. 8	<b>873,606</b>	131,579	2,758	t.o	<b>218</b>	5,753	<b>2,553</b>	713	<b>324,439</b>	1,541
P <sub>2</sub> Alg. 8	t.o	540,249	8,941	t.o	338	17,870	6,415	1,715	1,351,425	3,438
C Alg. 8	t.o	t.o	oom	t.o	oom	t.o	oom	oom	t.o	oom
	q11	q12	q13	q14	q15	q16	q17	q18	q19	q20
P <sub>1</sub> Alg. 4	9,486	64,460	21,536	<b>6,557</b>	118,109	t.o	<b>2,507</b>	<b>101,228</b>	<b>2,346</b>	1,802
P <sub>2</sub> Alg. 4	44,109	404,484	120,828	30,006	751,809	t.o	9,194	599,377	8,081	5,520
C Alg. 4	t.o	oom	t.o	oom	oom	t.o	oom	t.o	oom	oom
P <sub>1</sub> Alg. 5	t.o	t.o	t.o	35,325	<b>20,947</b>	oom	3,483	181,965	3,614	<b>291</b>
P <sub>2</sub> Alg. 5	t.o	t.o	t.o	93,470	61,256	oom	8,084	623,553	8,965	1,070
C Alg. 5	oom	oom	oom	oom	oom	oom	oom	oom	oom	oom
P <sub>1</sub> Alg. 6	t.o	t.o	t.o	39,953	t.o	t.o	4,883	338,768	3,363	<b>292</b>
P <sub>2</sub> Alg. 6	t.o	t.o	t.o	76,455	t.o	oom	5,291	445,524	6,523	791
C Alg. 6	oom	oom	oom	oom	oom	oom	oom	oom	oom	oom
P <sub>1</sub> Alg. 7	t.o	t.o	t.o	t.o	t.o	t.o	10,684	t.o	5,722	1,196
P <sub>2</sub> Alg. 7	329,047	t.o	1,149,801	509,054	t.o	oom	6,973	t.o	6,121	1,272
C Alg. 7	oom	oom	oom	oom	oom	oom	oom	oom	oom	oom
P <sub>1</sub> Alg. 8	<b>6,685</b>	<b>35,444</b>	<b>12,620</b>	<b>7,185</b>	119,081	t.o	3,638	<b>104,919</b>	53,263	1,969
P <sub>2</sub> Alg. 8	18,537	126,519	39,009	22,722	542,277	t.o	10,300	391,723	278,151	4,349
C Alg. 8	t.o	oom	t.o	t.o	oom	t.o	oom	t.o	t.o	oom

Table 71: Query answers filtering time in milliseconds: X-brave semantics ( $X \in \{P,C\}$ ) on Food Inspection dataset, score-structured priority,  $n = 2$ .

	q2	q3	q4	q5	q6
P <sub>1</sub> Alg. 4	1,614	1,069	<b>44,300</b>	<b>14,103</b>	<b>14,281</b>
P <sub>2</sub> Alg. 4	15,946	10,654	1,365,912	390,684	394,296
C Alg. 4	t.o	t.o	t.o	t.o	t.o
P <sub>1</sub> Alg. 5	<b>1,199</b>	868	t.o	t.o	t.o
P <sub>2</sub> Alg. 5	6,552	5,133	t.o	t.o	t.o
C Alg. 5	t.o	t.o	oom	oom	oom
P <sub>1</sub> Alg. 6	1,614	<b>712</b>	t.o	t.o	t.o
P <sub>2</sub> Alg. 6	4,966	4,000	t.o	t.o	t.o
C Alg. 6	t.o	t.o	oom	oom	oom
P <sub>1</sub> Alg. 7	2,359	809	249,049	42,455	282,314
P <sub>2</sub> Alg. 7	6,613	4,870	220,270	46,928	125,668
C Alg. 7	t.o	t.o	oom	oom	oom
P <sub>1</sub> Alg. 8	7,168	1,050	t.o	1,018,733	839,243
P <sub>2</sub> Alg. 8	200,413	11,247	t.o	t.o	t.o
C Alg. 8	t.o	t.o	t.o	t.o	t.o

Table 72: Query answers filtering time in milliseconds: X-brave semantics ( $X \in \{P,C\}$ ) on Food Inspection dataset, score-structured priority,  $n = 5$ .

	q2	q3	q4	q5	q6
P <sub>1</sub> Alg. 4	579	359	11,723	4,683	4,984
P <sub>2</sub> Alg. 4	2,727	1,654	252,997	80,954	83,835
C Alg. 4	oom	oom	t.o	t.o	oom
P <sub>1</sub> Alg. 5	556	330	t.o	t.o	t.o
P <sub>2</sub> Alg. 5	1,961	1,696	t.o	t.o	t.o
C Alg. 5	t.o	t.o	oom	oom	oom
P <sub>1</sub> Alg. 6	608	403	t.o	t.o	t.o
P <sub>2</sub> Alg. 6	1,840	1,381	t.o	t.o	t.o
C Alg. 6	t.o	t.o	oom	oom	oom
P <sub>1</sub> Alg. 7	1,389	442	181,016	21,054	131,243
P <sub>2</sub> Alg. 7	2,598	1,642	137,571	25,956	90,039
C Alg. 7	t.o	t.o	oom	oom	oom
P <sub>1</sub> Alg. 8	1,052	398	762,129	362,507	932,798
P <sub>2</sub> Alg. 8	8,737	1,936	t.o	t.o	t.o
C Alg. 8	t.o	oom	t.o	t.o	oom

Table 73: Query answers filtering time in milliseconds: X-brave semantics ( $X \in \{P,C\}$ ) on Physicians dataset, score-structured priority,  $n = 2$ .

	q1	q2	q3	q4	q5	q6
P <sub>1</sub> Alg. 4	417	141	350	12,799	224	4,009
P <sub>2</sub> Alg. 4	804	142	379	326,594	213	8,684
C Alg. 4	252,694	179	550	oom	284	t.o
P <sub>1</sub> Alg. 5	268	166	326	1,730	214	11,263
P <sub>2</sub> Alg. 5	502	163	333	2,961	221	10,833
C Alg. 5	oom	632	t.o	t.o	551	oom
P <sub>1</sub> Alg. 6	272	154	313	t.o	211	245,804
P <sub>2</sub> Alg. 6	466	146	281	t.o	201	241,030
C Alg. 6	oom	624	t.o	t.o	550	oom
P <sub>1</sub> Alg. 7	362	166	997	42,544	281	559,923
P <sub>2</sub> Alg. 7	566	193	972	36,923	304	546,199
C Alg. 7	oom	764	t.o	t.o	846	oom
P <sub>1</sub> Alg. 8	383	135	335	8,192	211	3,419
P <sub>2</sub> Alg. 8	565	157	309	225,170	207	5,963
C Alg. 8	192,429	164	544	oom	238	t.o

Table 74: Query answers filtering time in milliseconds: X-brave semantics ( $X \in \{P,C\}$ ) on Physicians dataset, score-structured priority,  $n = 5$ .

	q1	q2	q3	q4	q5	q6
P <sub>1</sub> Alg. 4	393	<b>129</b>	293	11,811	215	2,764
P <sub>2</sub> Alg. 4	535	140	275	208,549	198	3,808
C Alg. 4	181,284	147	388	oom	225	t.o
P <sub>1</sub> Alg. 5	319	158	284	<b>1,428</b>	213	3,057
P <sub>2</sub> Alg. 5	423	138	298	2,478	207	2,675
C Alg. 5	t.o	434	oom	t.o	369	t.o
P <sub>1</sub> Alg. 6	<b>248</b>	138	277	t.o	213	70,993
P <sub>2</sub> Alg. 6	391	<b>129</b>	<b>249</b>	t.o	198	71,922
C Alg. 6	oom	197	oom	t.o	331	t.o
P <sub>1</sub> Alg. 7	358	160	613	32,414	258	120,748
P <sub>2</sub> Alg. 7	538	139	580	35,973	240	129,868
C Alg. 7	oom	192	oom	t.o	491	t.o
P <sub>1</sub> Alg. 8	288	<b>129</b>	275	6,834	<b>187</b>	<b>2,162</b>
P <sub>2</sub> Alg. 8	496	160	287	158,858	200	3,743
C Alg. 8	154,076	143	332	oom	206	t.o

Table 75: Query answers filtering time in milliseconds: P-brave semantics on u1c1, non score-structured priority,  $p = 0.8$ .

	q1	q2	q3	q4	q5	q6	q7	q8	q9	q10
P <sub>1</sub> Alg. 4	397	54	35	1,364	28	36	27	31	262	40
P <sub>2</sub> Alg. 4	1,255	60	32	2,295	33	35	39	29	1,054	41
P <sub>1</sub> Alg. 5	<b>160</b>	78	10	358	<b>7</b>	<b>8</b>	<b>7</b>	<b>6</b>	126	54
P <sub>2</sub> Alg. 5	424	82	<b>7</b>	550	<b>7</b>	10	9	8	321	62
P <sub>1</sub> Alg. 6	192	89	46	<b>308</b>	49	43	39	43	<b>120</b>	55
P <sub>2</sub> Alg. 6	302	92	55	414	52	53	51	48	266	57
P <sub>1</sub> Alg. 7	840	69	39	11,923	44	53	41	39	307	51
P <sub>2</sub> Alg. 7	1,195	80	54	16,628	51	45	40	43	491	51
P <sub>1</sub> Alg. 8	259	40	31	1,277	25	33	29	26	250	38
P <sub>2</sub> Alg. 8	575	<b>38</b>	26	1,741	25	28	24	24	630	<b>36</b>
	q11	q12	q13	q14	q15	q16	q17	q18	q19	q20
P <sub>1</sub> Alg. 4	44	92	47	47	261	3,520	<b>49</b>	52	33	33
P <sub>2</sub> Alg. 4	49	159	58	51	913	20,780	79	58	39	34
P <sub>1</sub> Alg. 5	55	115	67	58	103	541	69	75	8	<b>7</b>
P <sub>2</sub> Alg. 5	62	198	85	61	249	1,272	114	71	<b>6</b>	<b>7</b>
P <sub>1</sub> Alg. 6	60	137	92	56	<b>92</b>	<b>427</b>	68	100	38	39
P <sub>2</sub> Alg. 6	71	187	90	62	238	843	97	90	53	44
P <sub>1</sub> Alg. 7	58	128	67	66	269	17,222	66	63	40	35
P <sub>2</sub> Alg. 7	61	185	73	61	488	23,163	100	57	48	51
P <sub>1</sub> Alg. 8	41	<b>78</b>	51	48	253	3,230	58	49	31	29
P <sub>2</sub> Alg. 8	<b>35</b>	133	<b>42</b>	<b>41</b>	628	12,592	58	<b>43</b>	27	27

Table 76: Query answers filtering time in milliseconds: P-brave semantics on u1c50, non score-structured priority,  $p = 0.8$ .

	q1	q2	q3	q4	q5	q6	q7	q8	q9	q10
P <sub>1</sub> Alg. 4	76,604	8,961	2,967	240,665	506	3,716	3,252	37	6,690	393
P <sub>2</sub> Alg. 4	t.o	197,859	49,562	t.o	3,562	72,359	51,430	41	151,165	2,961
P <sub>1</sub> Alg. 5	<b>1,609</b>	<b>903</b>	279	<b>6,914</b>	199	<b>299</b>	408	20	<b>736</b>	326
P <sub>2</sub> Alg. 5	11,522	3,966	1,796	8,716	1,422	1,595	2,186	<b>19</b>	3,377	2,340
P <sub>1</sub> Alg. 6	1,901	1,074	<b>243</b>	97,471	213	359	<b>369</b>	68	829	308
P <sub>2</sub> Alg. 6	4,492	3,097	1,789	103,962	1,476	1,425	1,809	61	3,020	1,814
P <sub>1</sub> Alg. 7	385,551	25,472	1,220	t.o	282	1,904	1,802	50	7,640	307
P <sub>2</sub> Alg. 7	313,006	24,044	2,909	t.o	1,804	3,002	3,422	59	9,397	2,082
P <sub>1</sub> Alg. 8	38,049	7,940	3,034	231,807	<b>179</b>	3,797	3,321	39	6,191	<b>298</b>
P <sub>2</sub> Alg. 8	775,770	144,690	38,164	t.o	1,013	62,872	40,728	35	99,190	1,289
	q11	q12	q13	q14	q15	q16	q17	q18	q19	q20
P <sub>1</sub> Alg. 4	964	2,339	1,538	1,428	5,437	140,907	208	5,254	38	2,133
P <sub>2</sub> Alg. 4	8,742	34,336	15,951	12,780	106,820	t.o	1,289	107,192	38	28,696
P <sub>1</sub> Alg. 5	<b>487</b>	<b>792</b>	<b>561</b>	<b>538</b>	491	<b>2,799</b>	236	<b>782</b>	<b>20</b>	248
P <sub>2</sub> Alg. 5	2,661	3,834	3,015	3,363	2,960	18,187	1,489	3,828	22	1,606
P <sub>1</sub> Alg. 6	549	1,104	715	539	<b>471</b>	3,161	230	874	59	<b>242</b>
P <sub>2</sub> Alg. 6	2,210	3,149	2,614	2,955	2,371	8,684	1,510	3,527	70	1,831
P <sub>1</sub> Alg. 7	1,395	5,030	2,782	2,305	3,877	763,415	227	8,986	60	776
P <sub>2</sub> Alg. 7	3,040	5,318	4,853	4,647	7,612	1,005,227	1,530	13,670	63	2,587
P <sub>1</sub> Alg. 8	884	2,127	1,405	1,438	5,208	137,721	<b>201</b>	5,357	41	2,152
P <sub>2</sub> Alg. 8	5,635	18,837	9,954	10,758	82,760	t.o	1,065	90,232	35	23,684

Table 77: Query answers filtering time in milliseconds: P-brave semantics on u20c1, non score-structured priority,  $p = 0.8$ .

	q1	q2	q3	q4	q5	q6	q7	q8	q9	q10
P <sub>1</sub> Alg. 4	2,989	740	44	110,172	45	42	161	116	1,928	179
P <sub>2</sub> Alg. 4	7,913	1,716	54	325,824	48	53	297	182	7,024	402
P <sub>1</sub> Alg. 5	1,536	<b>508</b>	<b>27</b>	388,599	<b>24</b>	<b>29</b>	176	102	<b>956</b>	148
P <sub>2</sub> Alg. 5	9,325	1,018	29	432,874	28	30	278	109	2,316	268
P <sub>1</sub> Alg. 6	<b>1,443</b>	699	70	<b>23,747</b>	67	70	165	<b>98</b>	1,025	<b>142</b>
P <sub>2</sub> Alg. 6	3,554	1,261	79	26,823	83	74	276	106	2,064	259
P <sub>1</sub> Alg. 7	151,404	3,143	61	t.o	60	61	362	108	25,246	284
P <sub>2</sub> Alg. 7	149,426	3,817	70	t.o	144	64	604	140	23,120	491
P <sub>1</sub> Alg. 8	2,466	630	45	102,925	41	45	<b>159</b>	106	1,903	151
P <sub>2</sub> Alg. 8	4,329	1,413	49	286,345	51	56	255	183	6,045	272
	q11	q12	q13	q14	q15	q16	q17	q18	q19	q20
P <sub>1</sub> Alg. 4	93	262	201	180	1,821	29,830	128	525	<b>59</b>	43
P <sub>2</sub> Alg. 4	125	326	427	322	8,554	294,323	254	1,176	73	51
P <sub>1</sub> Alg. 5	150	514	227	<b>152</b>	587	6,726	135	<b>436</b>	97	<b>28</b>
P <sub>2</sub> Alg. 5	135	490	576	364	1,908	125,654	260	1,064	113	31
P <sub>1</sub> Alg. 6	194	646	334	153	<b>549</b>	<b>4,065</b>	150	547	99	83
P <sub>2</sub> Alg. 6	194	623	557	349	1,646	9,414	265	1,244	110	78
P <sub>1</sub> Alg. 7	134	1,257	628	675	7,071	t.o	169	2,251	77	69
P <sub>2</sub> Alg. 7	183	566	932	1,015	8,549	t.o	333	2,922	105	75
P <sub>1</sub> Alg. 8	<b>91</b>	<b>207</b>	<b>175</b>	169	1,736	27,397	<b>119</b>	504	85	44
P <sub>2</sub> Alg. 8	116	220	399	309	7,742	226,295	189	1,046	97	48

Table 78: Query answers filtering time in milliseconds: P-brave semantics on u20c50, non score-structured priority,  $p = 0.8$ .

	q1	q2	q3	q4	q5	q6	q7	q8	q9	q10
P <sub>1</sub> Alg. 4	t.o	t.o	t.o	t.o	169,112	t.o	t.o	849,127	t.o	t.o
P <sub>2</sub> Alg. 4	t.o	t.o	t.o	oom	383,970	t.o	t.o	t.o	t.o	t.o
P <sub>1</sub> Alg. 5	<b>454,783</b>	<b>148,666</b>	29,475	oom	29,508	60,068	68,698	31,326	130,085	62,267
P <sub>2</sub> Alg. 5	oom	oom	67,768	oom	63,477	oom	oom	62,022	oom	oom
P <sub>1</sub> Alg. 6	t.o	414,493	<b>28,894</b>	oom	28,485	<b>42,882</b>	<b>40,278</b>	<b>30,020</b>	<b>128,107</b>	<b>48,829</b>
P <sub>2</sub> Alg. 6	oom	1,327,525	68,822	oom	62,387	64,076	66,984	62,918	395,301	62,624
P <sub>1</sub> Alg. 7	t.o	t.o	441,774	oom	67,352	423,566	481,548	214,477	t.o	315,818
P <sub>2</sub> Alg. 7	oom	oom	103,019	oom	57,928	162,611	124,714	71,225	t.o	82,829
P <sub>1</sub> Alg. 8	t.o	t.o	t.o	t.o	<b>26,840</b>	t.o	t.o	822,890	t.o	t.o
P <sub>2</sub> Alg. 8	t.o	t.o	t.o	oom	51,436	t.o	t.o	1,656,866	t.o	t.o
	q11	q12	q13	q14	q15	q16	q17	q18	q19	q20
P <sub>1</sub> Alg. 4	t.o	t.o	t.o	t.o	t.o	t.o	1,088,311	t.o	240,911	1,549,389
P <sub>2</sub> Alg. 4	t.o	t.o	t.o	t.o	t.o	oom	t.o	t.o	1,262,536	t.o
P <sub>1</sub> Alg. 5	<b>81,959</b>	<b>170,737</b>	100,746	82,533	74,398	t.o	61,951	<b>116,953</b>	58,284	30,185
P <sub>2</sub> Alg. 5	oom	oom	oom	oom	oom	oom	oom	oom	oom	63,297
P <sub>1</sub> Alg. 6	90,046	944,559	<b>99,698</b>	<b>65,895</b>	<b>49,290</b>	t.o	<b>48,924</b>	723,761	<b>30,509</b>	<b>27,915</b>
P <sub>2</sub> Alg. 6	104,284	477,846	147,456	329,404	77,148	oom	72,578	823,090	65,734	63,244
P <sub>1</sub> Alg. 7	t.o	t.o	t.o	t.o	t.o	t.o	152,512	t.o	72,510	195,509
P <sub>2</sub> Alg. 7	548,152	oom	t.o	t.o	t.o	oom	79,918	oom	59,565	99,810
P <sub>1</sub> Alg. 8	t.o	t.o	t.o	t.o	t.o	t.o	1,123,245	t.o	t.o	1,483,635
P <sub>2</sub> Alg. 8	t.o	t.o	t.o	t.o	t.o	oom	t.o	t.o	t.o	t.o

Table 79: Query answers filtering time in milliseconds: P-brave semantics on Food Inspection dataset, non score-structured priority,  $p = 0.5$ .

	q2	q3	q4	q5	q6
P <sub>1</sub> Alg. 4	2,459	1,562	<b>102,546</b>	<b>24,937</b>	<b>25,255</b>
P <sub>2</sub> Alg. 4	32,780	19,154	t.o	972,039	724,142
P <sub>1</sub> Alg. 5	<b>1,516</b>	1,120	t.o	t.o	t.o
P <sub>2</sub> Alg. 5	9,158	8,253	t.o	t.o	t.o
P <sub>1</sub> Alg. 6	1,745	<b>1,072</b>	t.o	t.o	t.o
P <sub>2</sub> Alg. 6	6,739	6,451	t.o	t.o	t.o
P <sub>1</sub> Alg. 7	5,065	1,497	t.o	299,610	345,944
P <sub>2</sub> Alg. 7	8,797	6,830	201,527	40,955	127,389
P <sub>1</sub> Alg. 8	19,322	4,591	t.o	t.o	t.o
P <sub>2</sub> Alg. 8	912,611	171,862	t.o	t.o	t.o

Table 80: Query answers filtering time in milliseconds: P-brave semantics on Food Inspection dataset, non score-structured priority,  $p = 0.8$ .

	q2	q3	q4	q5	q6
P <sub>1</sub> Alg. 4	1,985	1,378	<b>97,898</b>	<b>22,020</b>	<b>22,788</b>
P <sub>2</sub> Alg. 4	18,540	15,045	t.o	770,870	587,688
P <sub>1</sub> Alg. 5	<b>1,569</b>	1,137	t.o	t.o	t.o
P <sub>2</sub> Alg. 5	8,368	7,332	t.o	t.o	t.o
P <sub>1</sub> Alg. 6	2,083	<b>1,075</b>	t.o	t.o	t.o
P <sub>2</sub> Alg. 6	7,140	5,928	t.o	t.o	t.o
P <sub>1</sub> Alg. 7	7,332	1,516	1,338,550	343,310	272,466
P <sub>2</sub> Alg. 7	8,562	6,423	172,565	37,171	125,197
P <sub>1</sub> Alg. 8	7,523	8,198	t.o	t.o	t.o
P <sub>2</sub> Alg. 8	269,523	325,697	t.o	t.o	t.o

Table 81: Query answers filtering time in milliseconds: P-brave semantics on Physicians dataset, non score-structured priority,  $p = 0.5$ .

	q1	q2	q3	q4	q5	q6
P <sub>1</sub> Alg. 4	515	157	420	20,410	240	5,184
P <sub>2</sub> Alg. 4	1,679	183	486	945,498	282	17,751
P <sub>1</sub> Alg. 5	326	162	363	1,718	229	12,832
P <sub>2</sub> Alg. 5	802	200	443	4,981	284	21,720
P <sub>1</sub> Alg. 6	309	163	339	t.o	292	70,578
P <sub>2</sub> Alg. 6	707	201	442	t.o	349	169,298
P <sub>1</sub> Alg. 7	489	194	1,908	56,840	333	t.o
P <sub>2</sub> Alg. 7	894	210	1,543	43,544	356	714,766
P <sub>1</sub> Alg. 8	477	168	436	14,021	260	4,462
P <sub>2</sub> Alg. 8	1,096	175	455	666,123	267	12,978

Table 82: Query answers filtering time in milliseconds: P-brave semantics on Physicians dataset, non score-structured priority,  $p = 0.8$ .

	q1	q2	q3	q4	q5	q6
P <sub>1</sub> Alg. 4	518	153	304	18,676	230	4,523
P <sub>2</sub> Alg. 4	1,146	141	328	572,030	223	13,392
P <sub>1</sub> Alg. 5	299	173	323	1,938	229	4,781
P <sub>2</sub> Alg. 5	590	148	368	3,626	218	5,879
P <sub>1</sub> Alg. 6	288	152	340	t.o	242	72,969
P <sub>2</sub> Alg. 6	520	151	350	t.o	209	69,396
P <sub>1</sub> Alg. 7	437	205	1,190	51,486	293	t.o
P <sub>2</sub> Alg. 7	683	173	618	39,094	267	117,518
P <sub>1</sub> Alg. 8	505	155	372	13,521	225	3,694
P <sub>2</sub> Alg. 8	754	133	324	482,667	242	10,377

Table 83: Query answers filtering time in milliseconds: C-brave semantics on u1c1, non score-structured priority,  $p = 0.8$ .

	q1	q2	q3	q4	q5	q6	q7	q8	q9	q10
Alg. 4	oom	48	27	oom	25	31	24	24	oom	46
Alg. 5	t.o	83	7	t.o	7	8	6	6	t.o	50
Alg. 6	t.o	113	55	t.o	55	52	51	50	t.o	73
Alg. 7	t.o	96	47	t.o	50	57	46	41	t.o	72
Alg. 8	t.o	58	39	oom	34	34	32	31	oom	61
	q11	q12	q13	q14	q15	q16	q17	q18	q19	q20
Alg. 4	36	t.o	44	104	t.o	oom	oom	46	23	22
Alg. 5	63	t.o	142	350	t.o	t.o	oom	69	6	7
Alg. 6	71	t.o	163	432	t.o	t.o	oom	99	40	50
Alg. 7	65	t.o	168	437	t.o	t.o	oom	92	46	46
Alg. 8	49	t.o	69	130	t.o	t.o	oom	65	34	35

Table 84: Query answers filtering time in milliseconds: C-brave semantics on u1c50, non score-structured priority,  $p = 0.8$ .

	q1	q2	q3	q4	q5	q6	q7	q8	q9	q10
Alg. 4	oom	t.o	oom	t.o	oom	t.o	oom	44	t.o	oom
Alg. 5	oom	oom	oom	oom	oom	oom	oom	19	oom	oom
Alg. 6	oom	oom	oom	oom	oom	oom	oom	82	oom	oom
Alg. 7	oom	oom	oom	oom	oom	oom	oom	63	oom	oom
Alg. 8	oom	t.o	oom	t.o	oom	t.o	oom	40	t.o	oom
	q11	q12	q13	q14	q15	q16	q17	q18	q19	q20
Alg. 4	t.o	t.o	t.o	t.o	t.o	t.o	oom	t.o	35	oom
Alg. 5	oom	oom	oom	oom	oom	oom	oom	oom	19	oom
Alg. 6	oom	oom	oom	oom	oom	oom	oom	oom	83	oom
Alg. 7	oom	oom	oom	oom	oom	oom	oom	oom	69	oom
Alg. 8	t.o	oom	t.o	t.o	t.o	t.o	oom	t.o	38	oom

Table 85: Query answers filtering time in milliseconds: C-brave semantics on u20c1, non score-structured priority,  $p = 0.8$ .

	q1	q2	q3	q4	q5	q6	q7	q8	q9	q10
Alg. 4	oom	oom	41	oom	38	39	oom	15,324	oom	oom
Alg. 5	oom	oom	28	oom	27	30	t.o	2,337	oom	t.o
Alg. 6	oom	oom	71	oom	90	62	t.o	2,736	oom	t.o
Alg. 7	oom	oom	79	oom	77	70	t.o	3,255	oom	t.o
Alg. 8	oom	oom	39	oom	38	40	oom	14,293	oom	oom
	q11	q12	q13	q14	q15	q16	q17	q18	q19	q20
Alg. 4	2,377	t.o	oom	oom	oom	oom	oom	oom	163	42
Alg. 5	oom	oom	t.o	t.o	oom	oom	t.o	oom	223	25
Alg. 6	oom	oom	t.o	t.o	oom	oom	t.o	oom	222	72
Alg. 7	oom	oom	t.o	t.o	oom	oom	t.o	oom	191	86
Alg. 8	2,374	t.o	oom	oom	oom	oom	oom	oom	458	41

Table 86: Query answers filtering time in milliseconds: C-brave semantics on u20c50, non score-structured priority,  $p = 0.8$ : All queries run out of memory.

Table 87: Query answers filtering time in milliseconds: C-brave semantics on Food Inspection dataset, non score-structured priority, both  $p = 0.5$  and  $p = 0.8$ : All queries run out of time or memory.

Table 88: Query answers filtering time in milliseconds: C-brave semantics on Physicians dataset, non score-structured priority,  $p = 0.5$ .

	q1	q2	q3	q4	q5	q6
Alg. 4	544,428	194	1,125	oom	305	t.o
Alg. 5	t.o	1,263	t.o	t.o	1,108	oom
Alg. 6	oom	528	t.o	t.o	1,089	oom
Alg. 7	t.o	1,330	t.o	t.o	1,475	oom
Alg. 8	732,817	199	1,086	oom	330	t.o



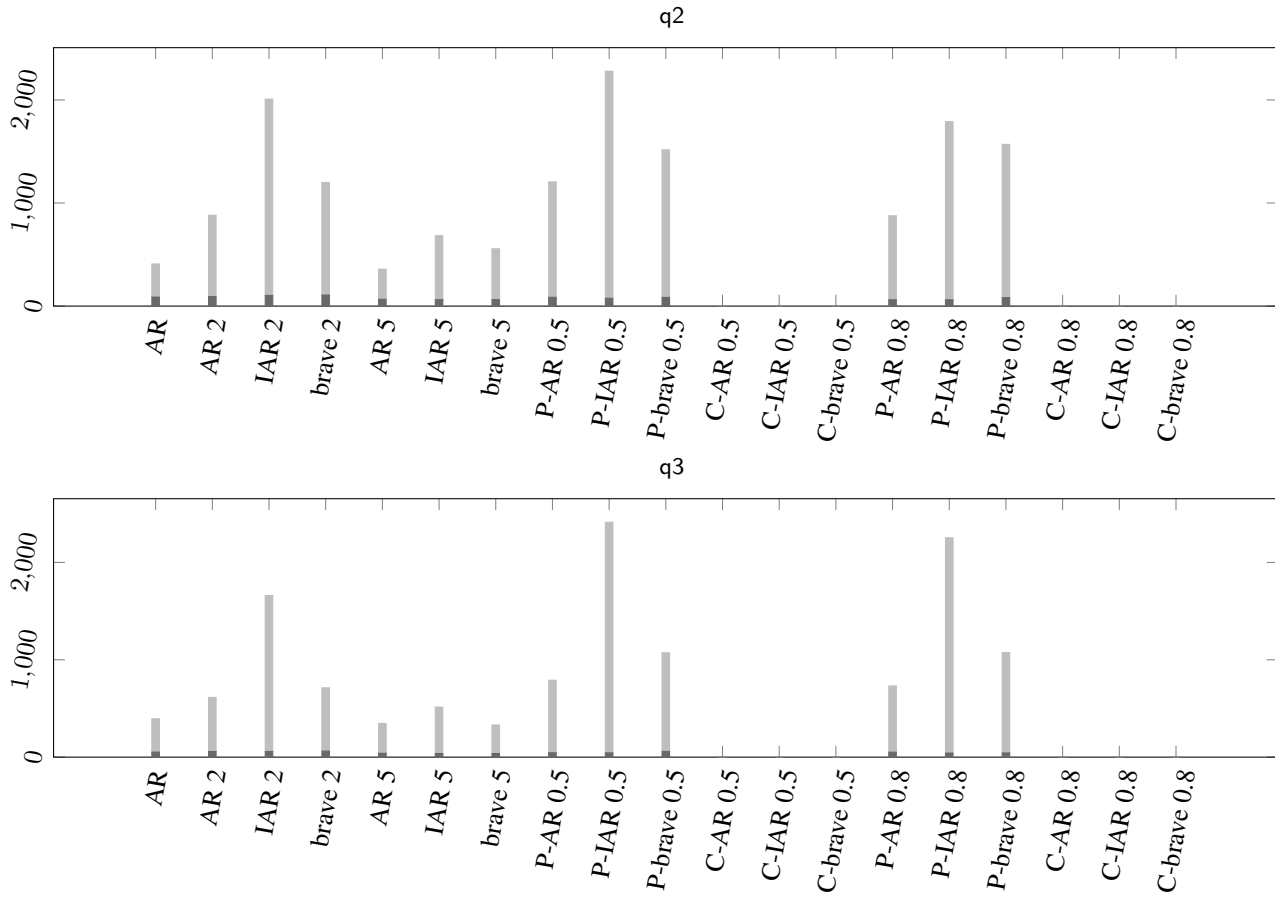
Table 89: Query answers filtering time in milliseconds: C-brave semantics on Physicians dataset, non score-structured priority,  $p = 0.8$ .

	q1	q2	q3	q4	q5	q6
Alg. 4	454,796	165	577	t.o	267	oom
Alg. 5	oom	541	oom	t.o	386	t.o
Alg. 6	oom	496	oom	t.o	370	t.o
Alg. 7	t.o	494	oom	t.o	453	t.o
Alg. 8	643,129	185	653	oom	286	t.o

### E.3 Semantics Comparison w.r.t. Computation Time

The figures below compare the best running times (among all possible algorithms and encodings) for each semantics and priority relation (none, score-structured with  $n = 2$  or  $n = 5$ , not score-structured with  $p = 0.5$  or  $p = 0.8$ ) on two datasets of the CQAPri benchmark as well as on the Food Inspection and Physicians datasets. The lower parts of bars correspond to the times for handling self-inconsistent facts and trivial answers. The upper parts correspond to the remaining times (i.e., filtering answers that are not trivially true). An empty bar means that the query run out of time or memory for all possible algorithms and encodings.

Figure 7: Best running times for each semantics and priority relation on Food Inspection dataset in milliseconds.



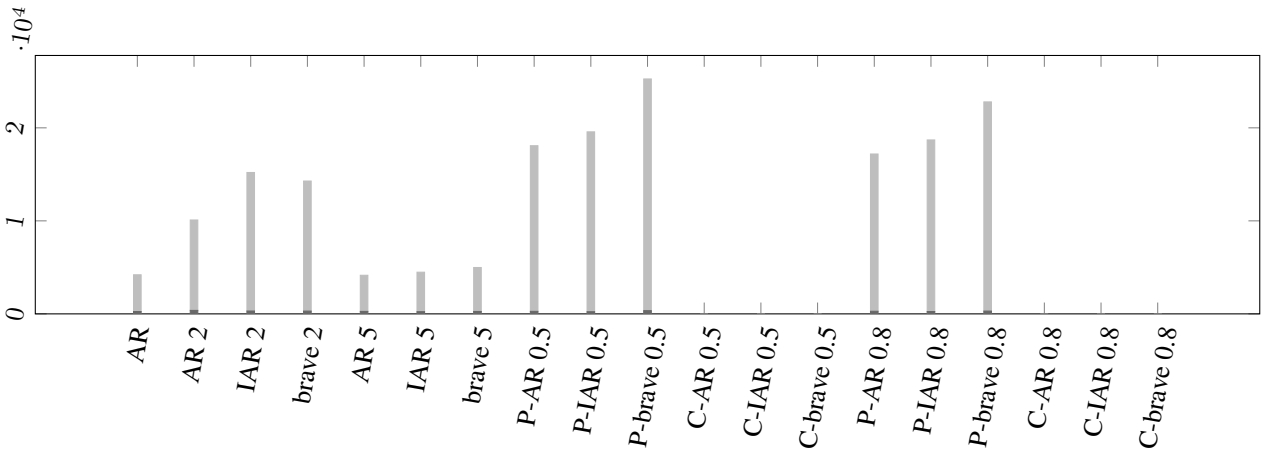
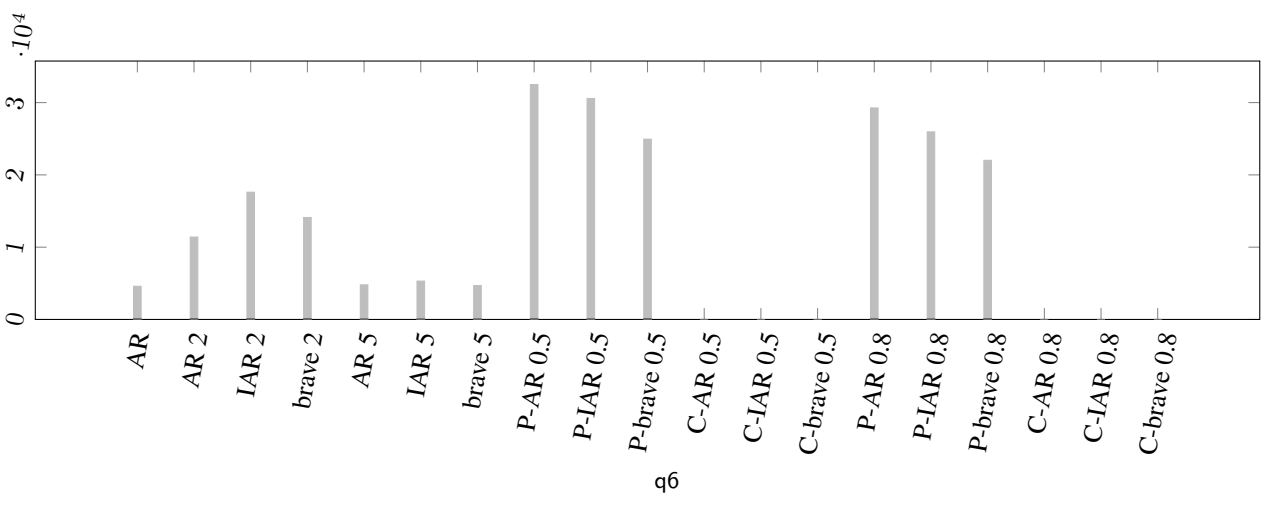
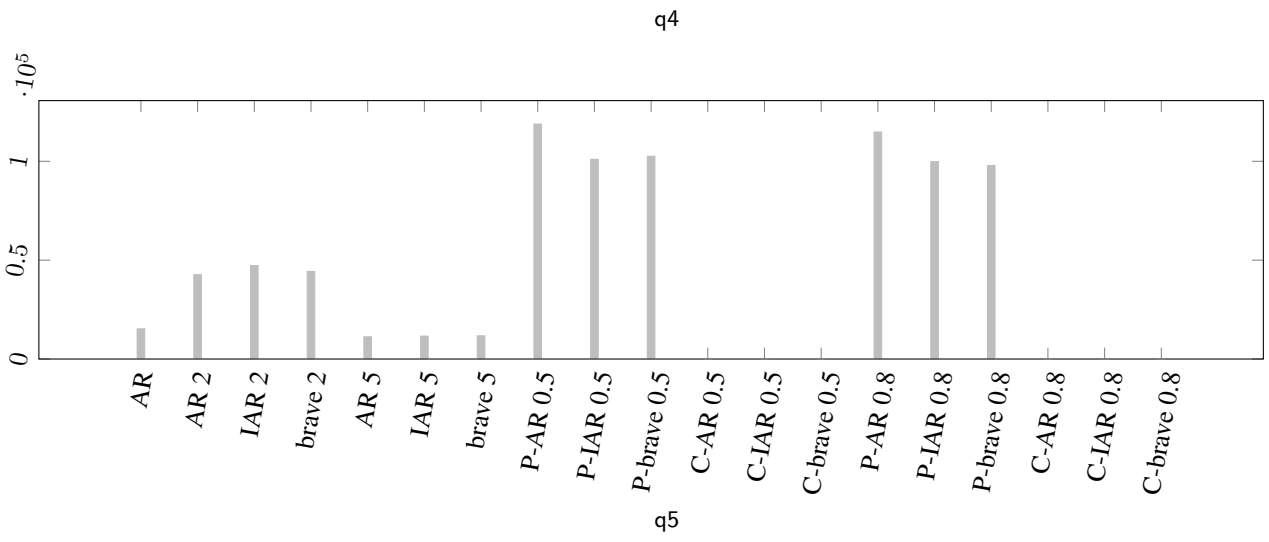
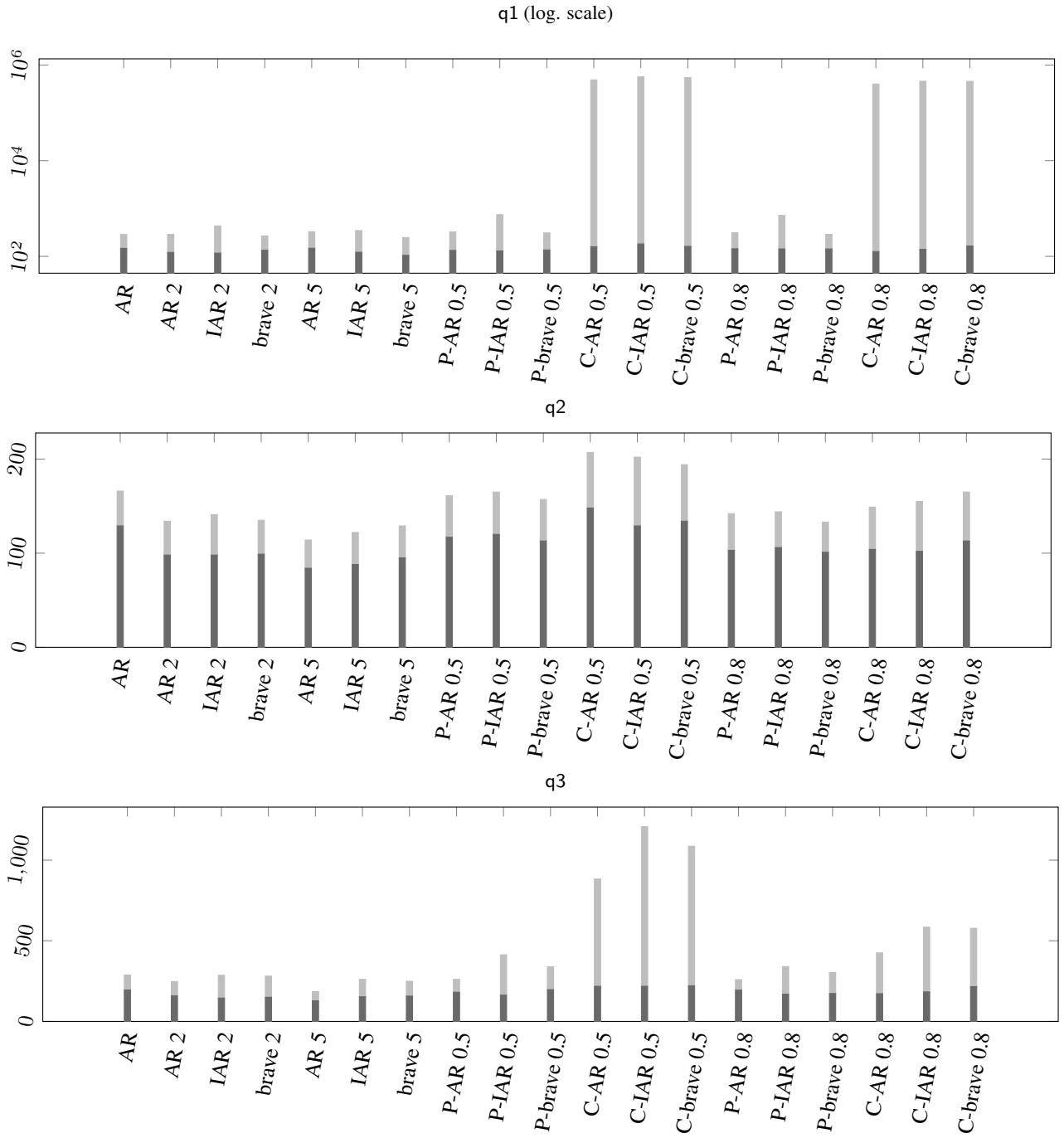


Figure 8: Best running times for each semantics and priority relation on Physicians dataset in milliseconds.



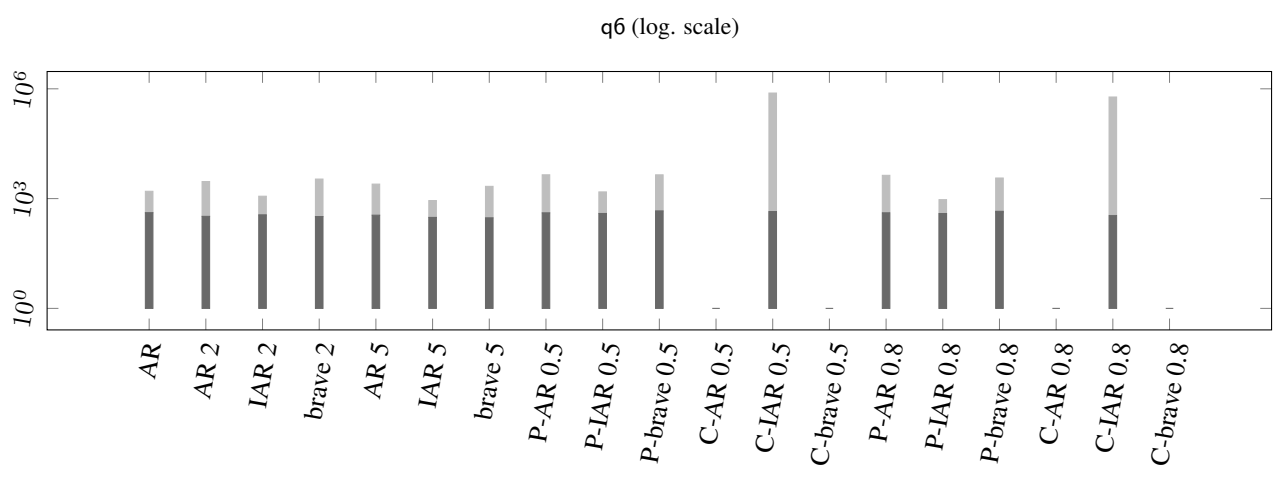
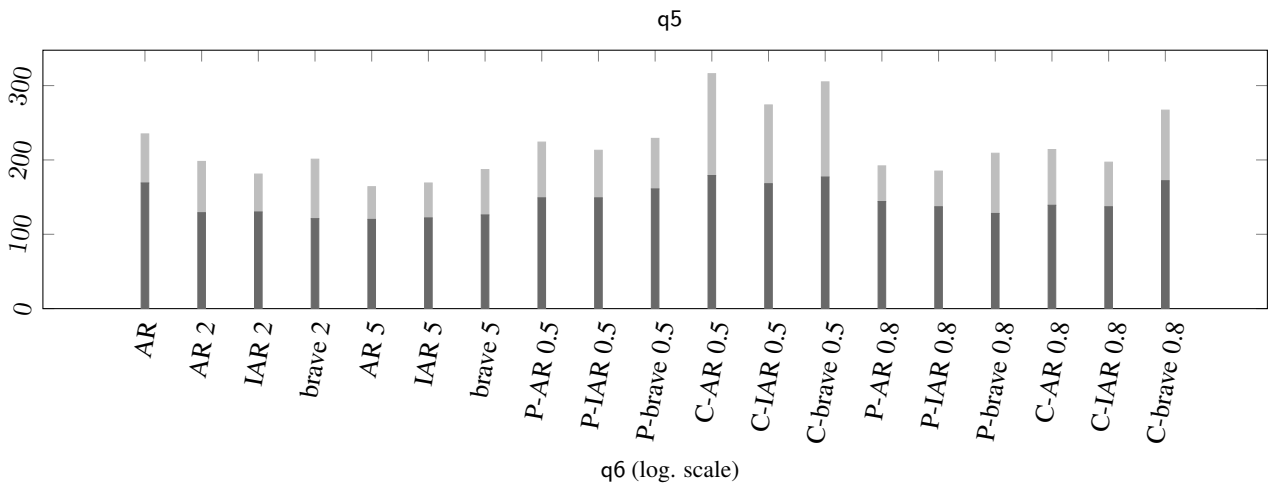
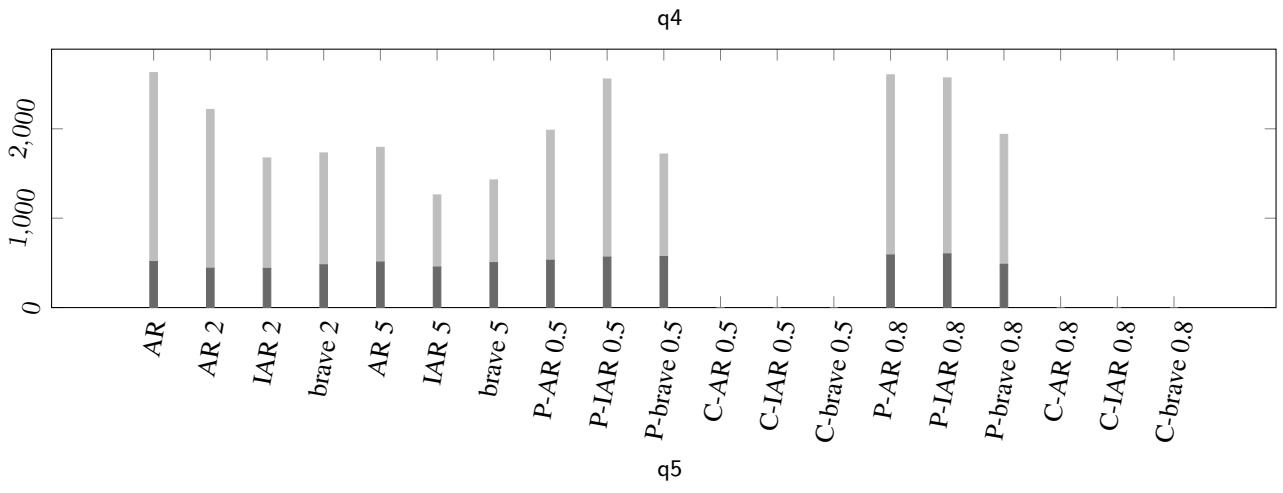
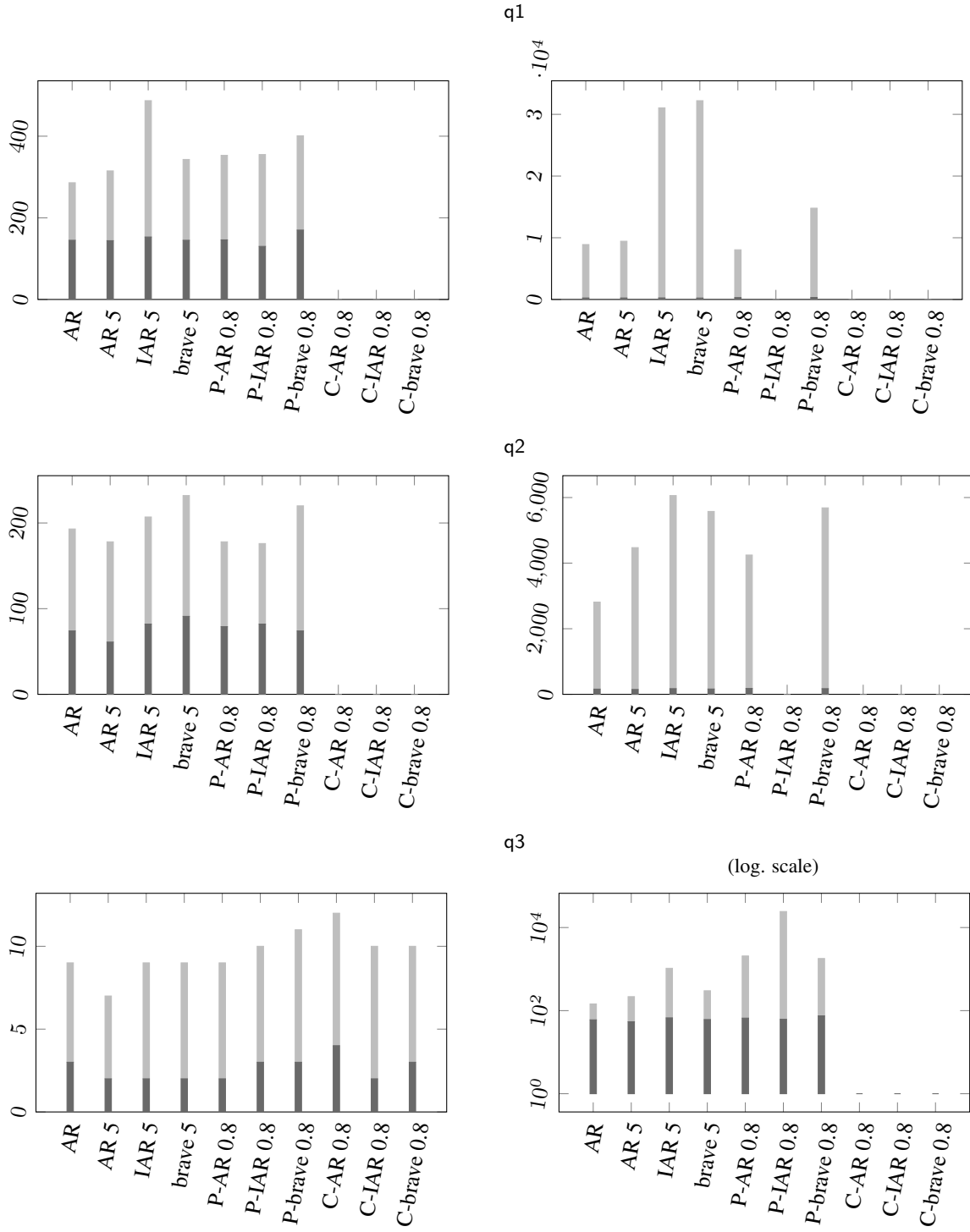
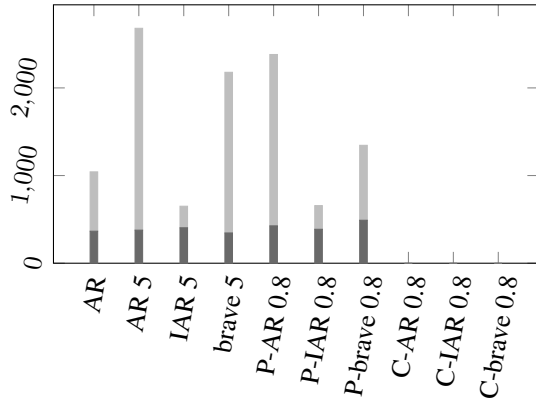


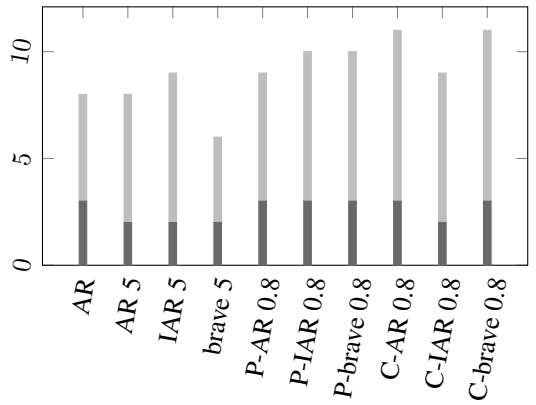
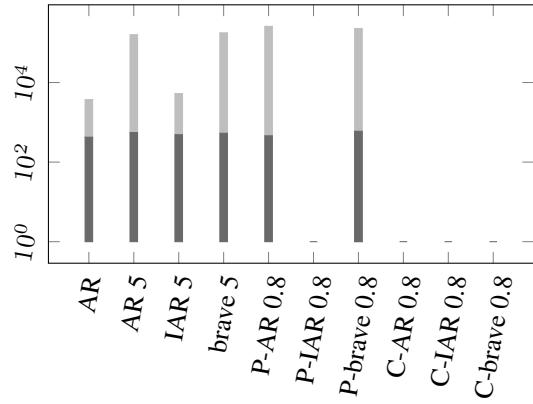
Figure 9: Best running times for each semantics and priority relation on u5c1 (left) and u5c50 (right) in milliseconds.



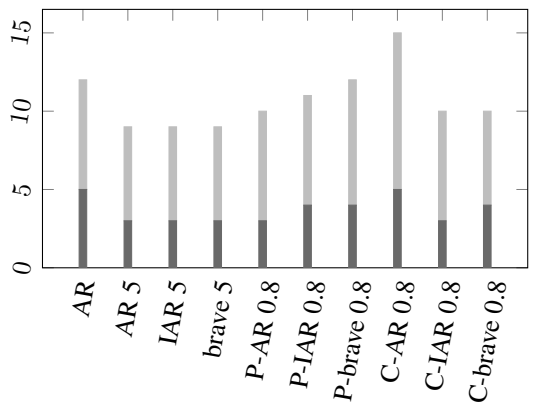
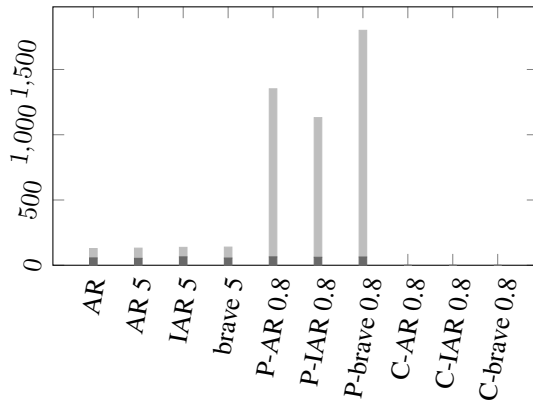


q4

(log. scale)

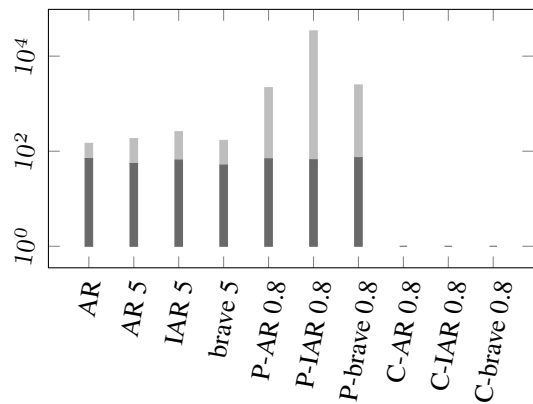


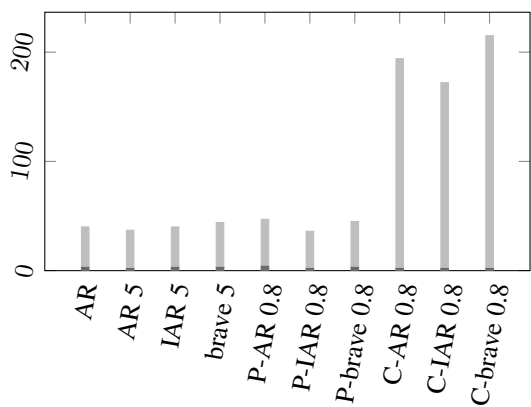
q5



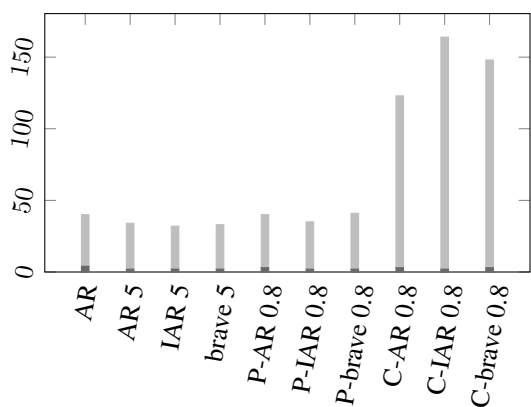
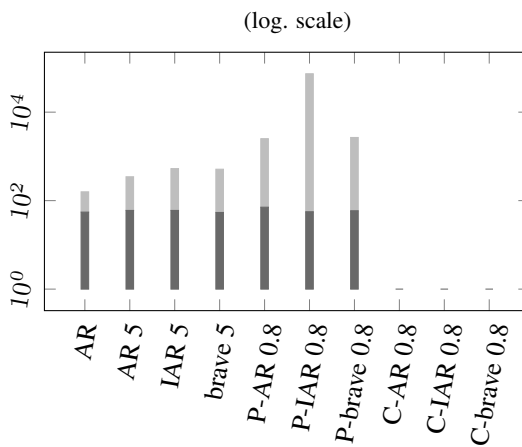
q6

(log. scale)

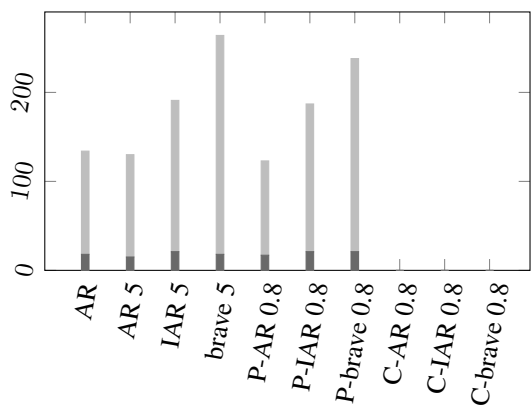
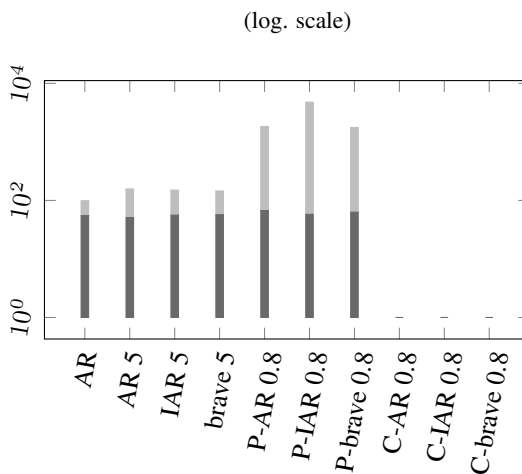




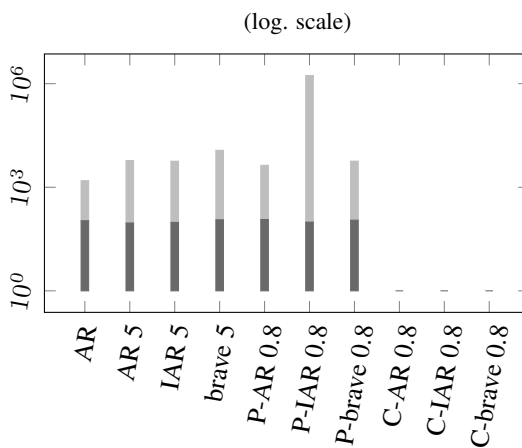
q7



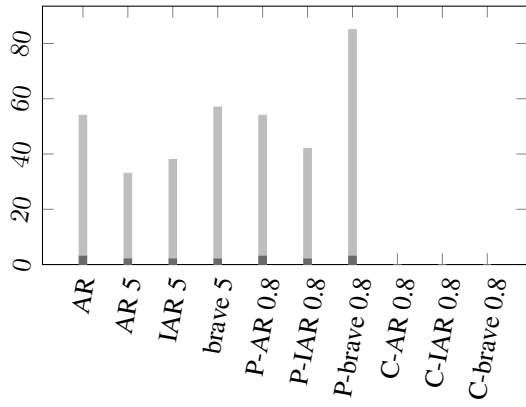
q8



q9

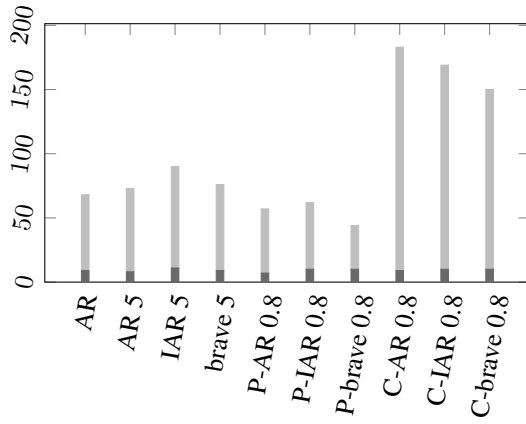
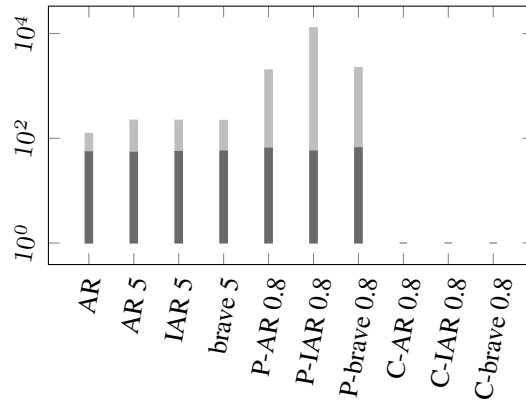






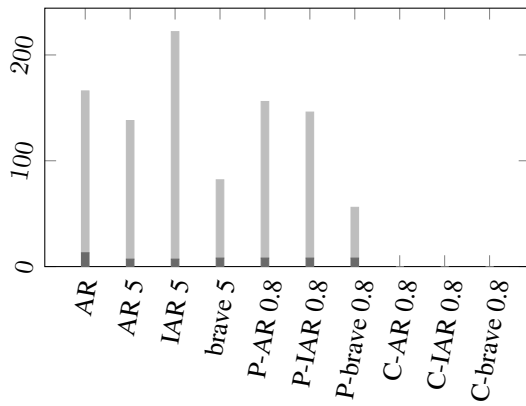
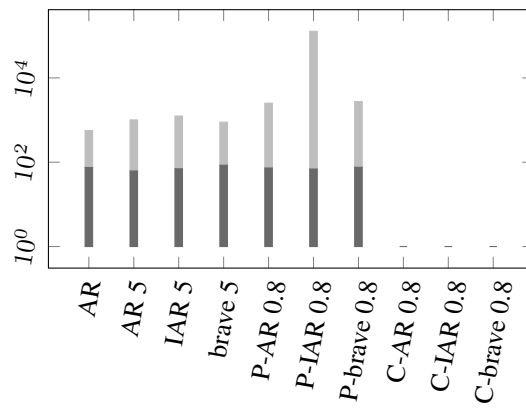
q10

(log. scale)



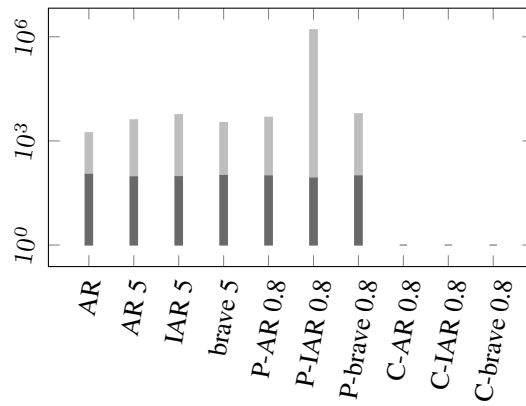
q11

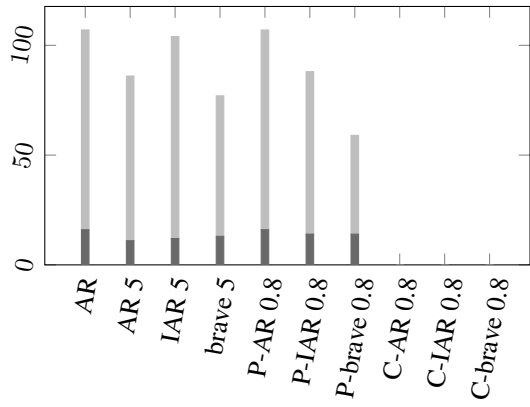
(log. scale)



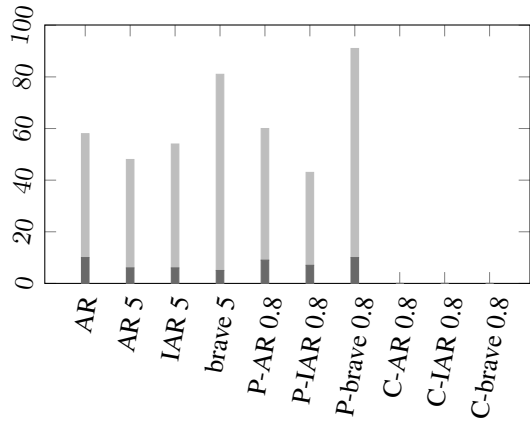
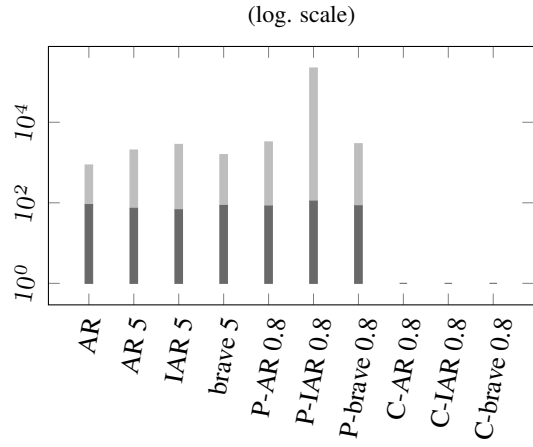
q12

(log. scale)

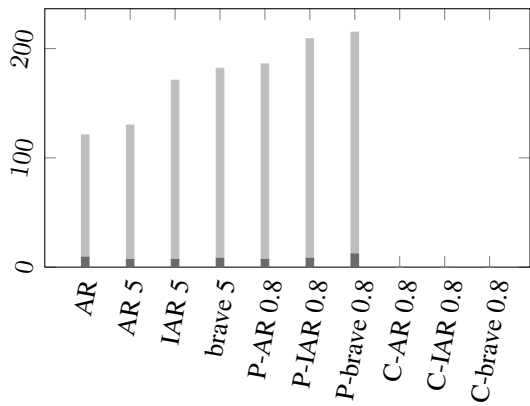
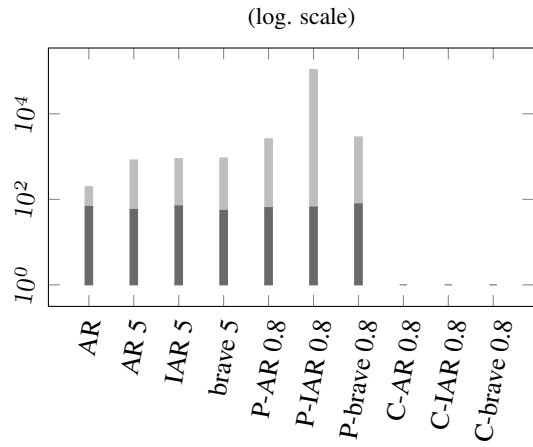




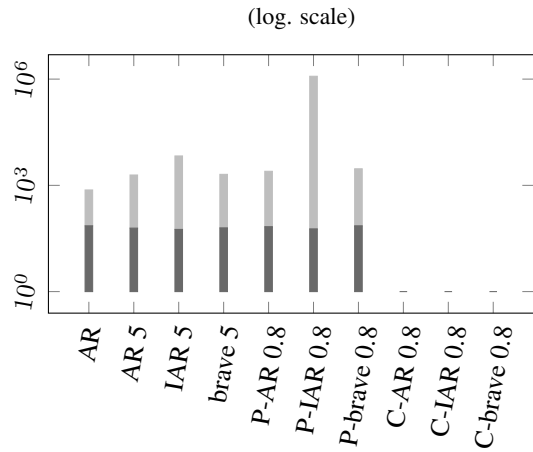
q13

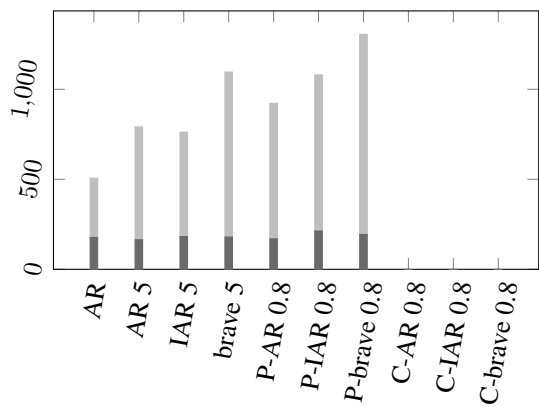


q14

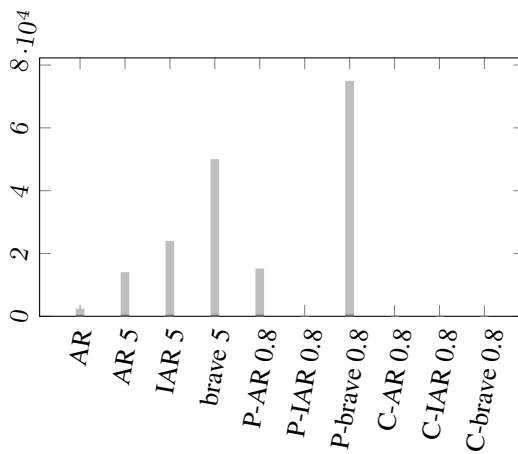


q15



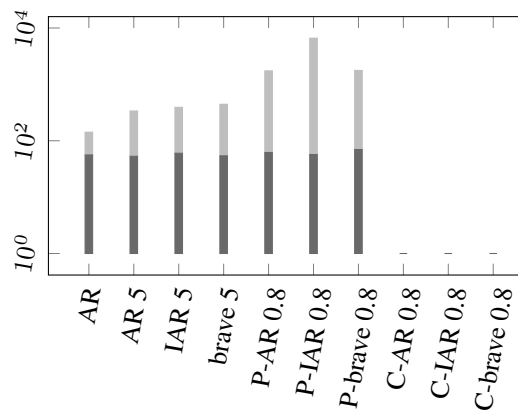
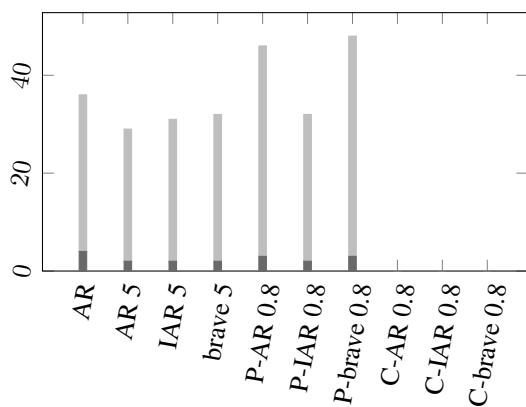


q16



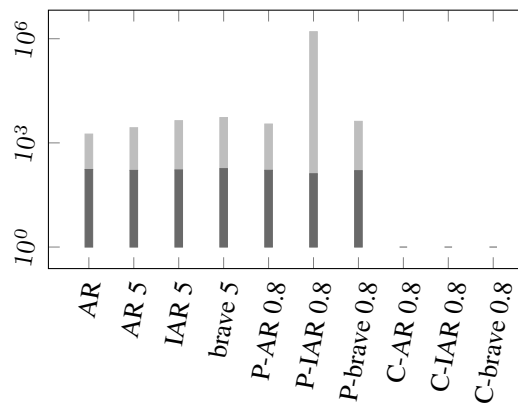
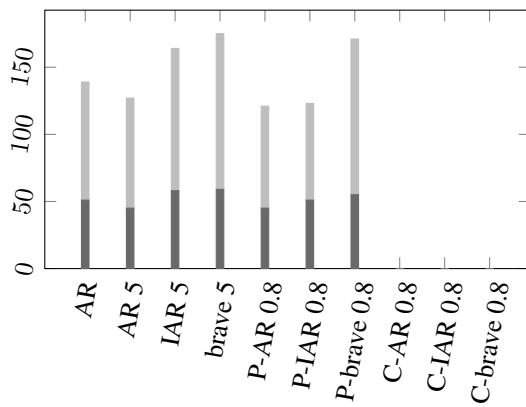
q17

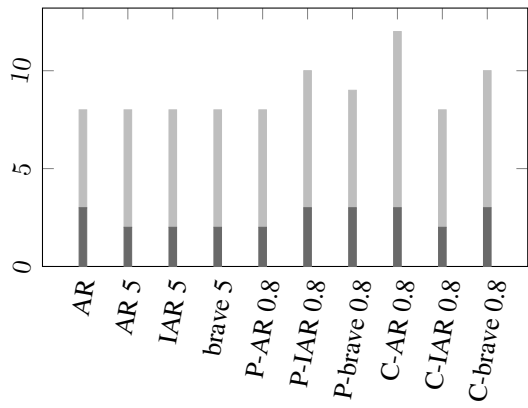
(log. scale)



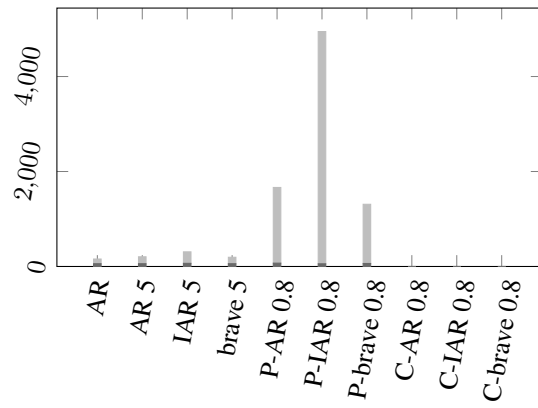
q18

(log. scale)



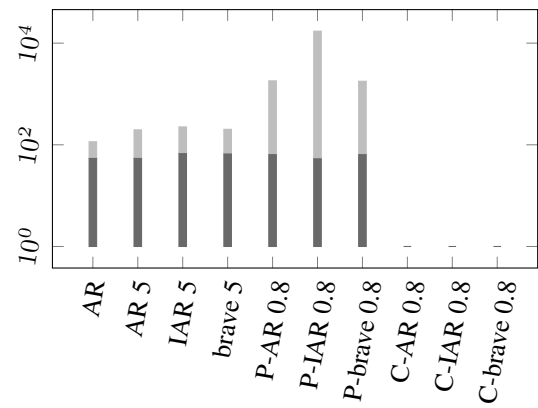
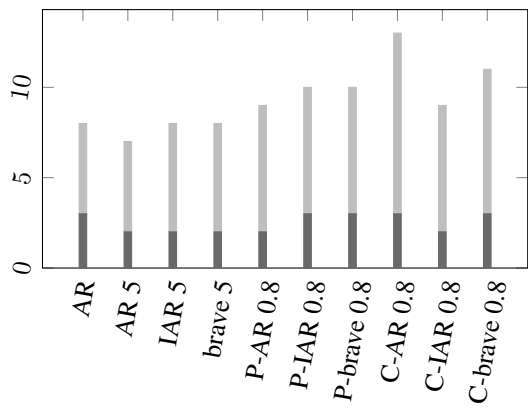


q19



q20

(log. scale)



#### E.4 Running Times w.r.t. the Proportion of Facts Involved in Some Conflicts or Size on CQAPri Benchmark

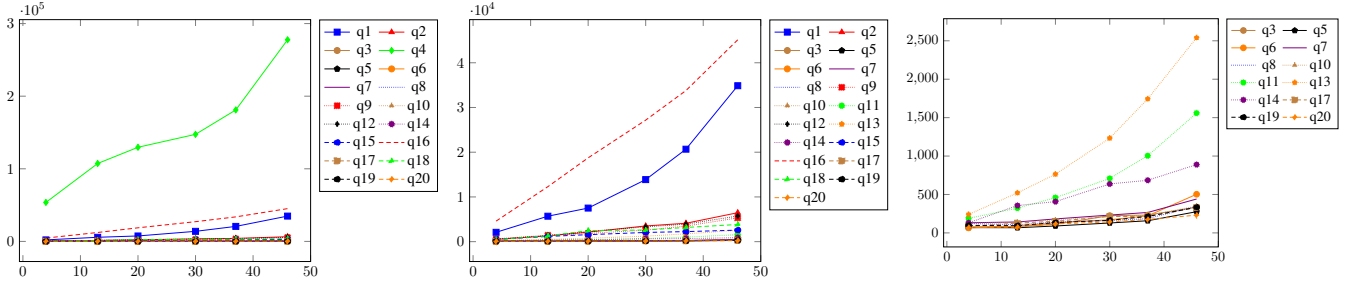
In this section we consider the evolution of running time when the proportion of facts involved in some conflict or the data size grows for the CQAPri benchmark. We fix one parameter  $X$  or  $Y$  in  $uXcY$  and look at the running time evolution when the other parameter increases. Remember that CQAPri benchmark ensures that  $uXcY \subseteq uXcY'$  for  $Y \leq Y'$  and  $uXcY \subseteq uX'cY$  for  $X \leq X'$ . When fixing the data size we choose  $X = 20$ , i.e., about 2M facts, and when fixing the proportion of facts in conflicts we choose  $Y = 20$ , i.e., about 30% of facts in conflict.

We present the results for S-AR, and X-Sem in the case where the priority relation is score-structured, with  $\varphi_{P_1\text{-max}}$  and  $\text{neg}_1$  encoding variants. For the X-IAR semantics, we choose to consider the three algorithms specific to X-IAR (or X-IAR and X-brave) and only the first generic algorithm Simple for comparison (it was one of the two methods to compute X-IAR answers under optimal repairs in (Bourgaux 2016)), as these algorithms are not really well-suited for X-IAR.

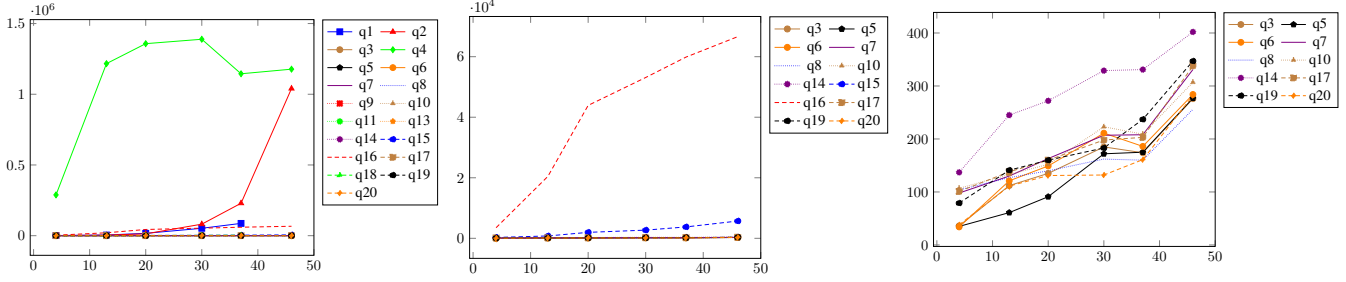
For readability, for each semantics and algorithm we first plot all queries, then repeat those with lower running time separately with fitting scales. When a query does not occur in the left-most graphic, it means that it runs out of time or memory for all considered datasets.

Figure 10: Query answers filtering time (in milliseconds) w.r.t. percentage of facts in conflicts for u20cY.

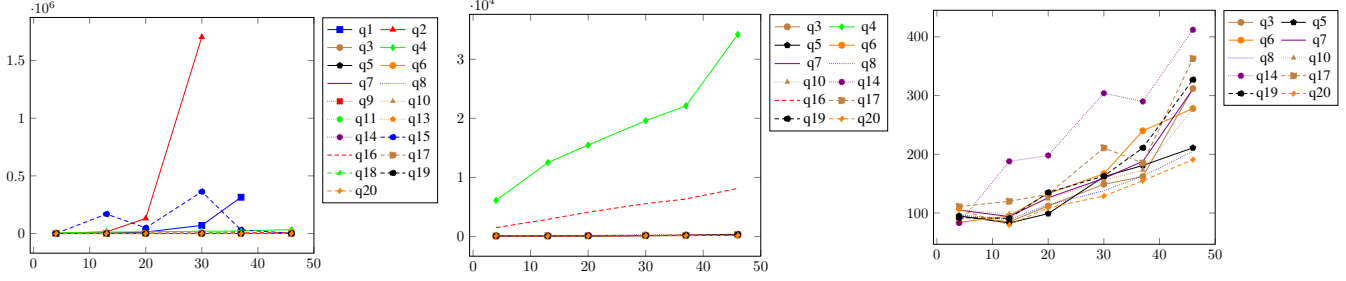
(a) S-AR Alg. 4 ( $P_1$  and  $neg_1$  encoding).



(b) S-AR Alg. 5 ( $P_1$  and  $neg_1$  encoding).



(c) S-AR Alg. 6 ( $P_1$  and  $neg_1$  encoding).



(d) S-AR Alg. 7 ( $P_1$  and  $neg_1$  encoding).

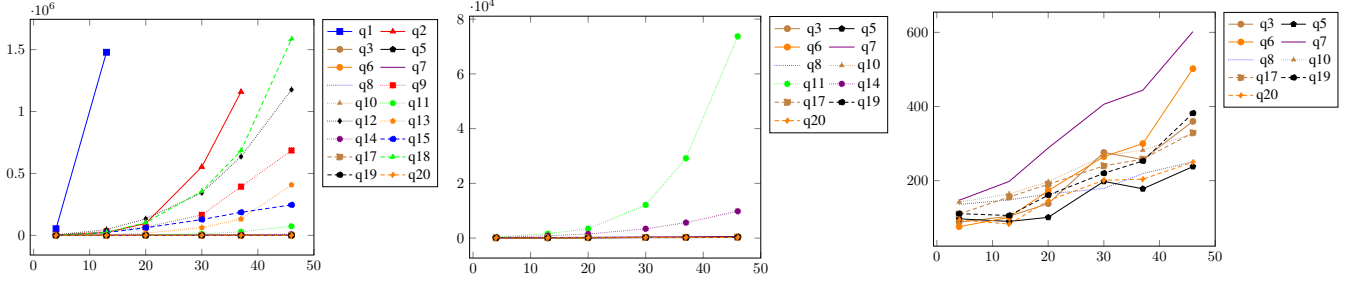
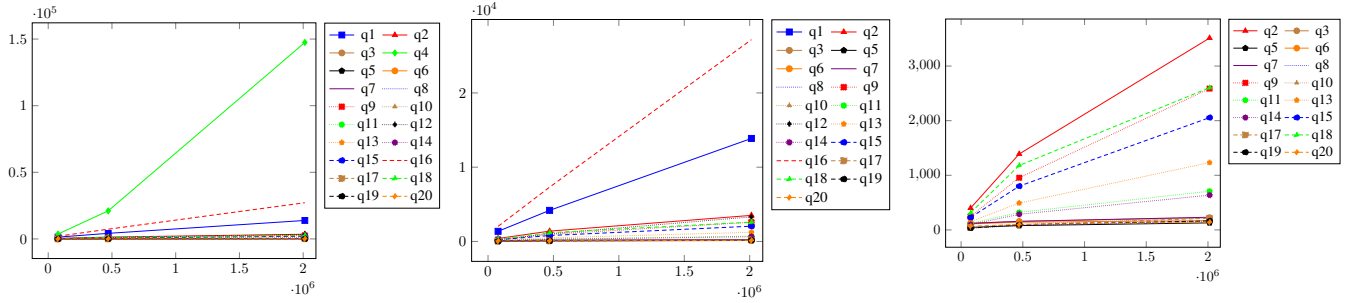
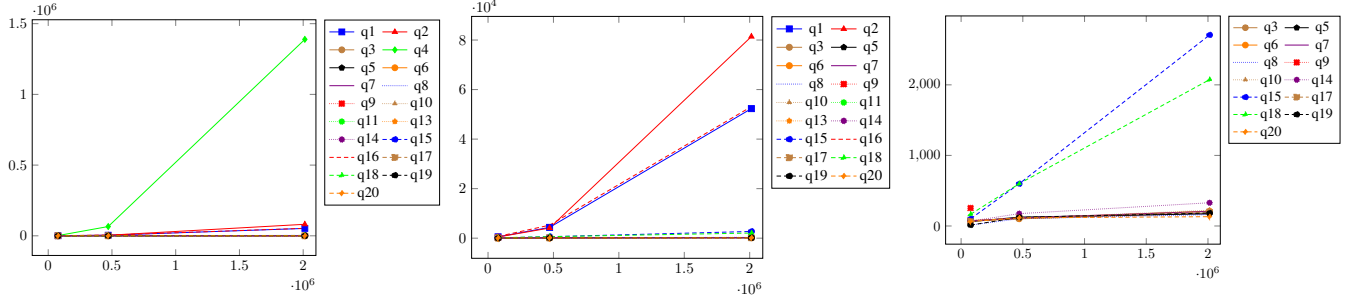


Figure 11: Query answers filtering time (in milliseconds) w.r.t. data size for uXc20.

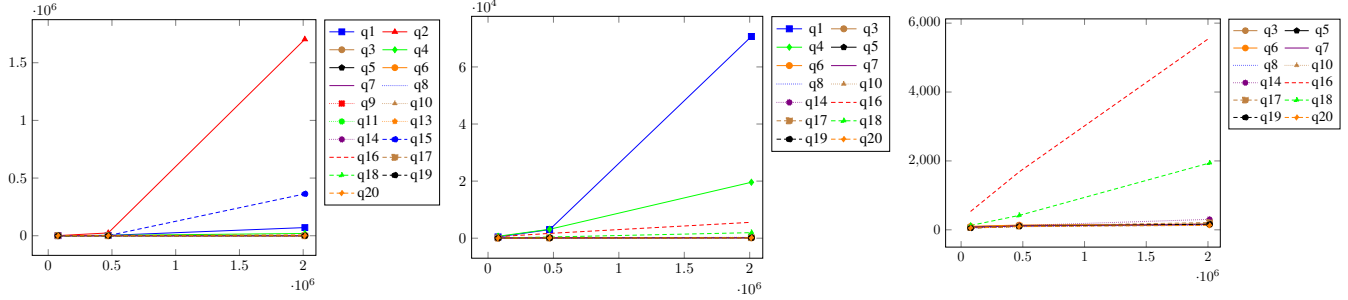
(a) S-AR Alg. 4 ( $P_1$  and  $neg_1$  encoding).



(b) S-AR Alg. 5 ( $P_1$  and  $neg_1$  encoding).



(c) S-AR Alg. 6 ( $P_1$  and  $neg_1$  encoding).



(d) S-AR Alg. 7 ( $P_1$  and  $neg_1$  encoding).

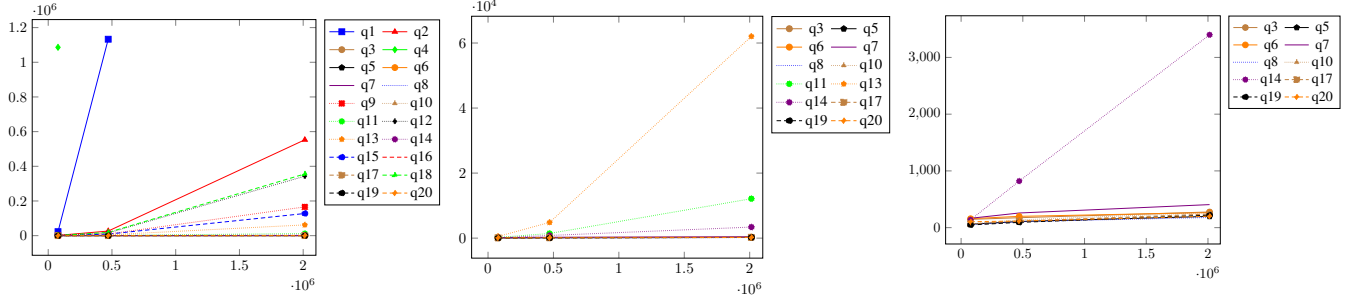
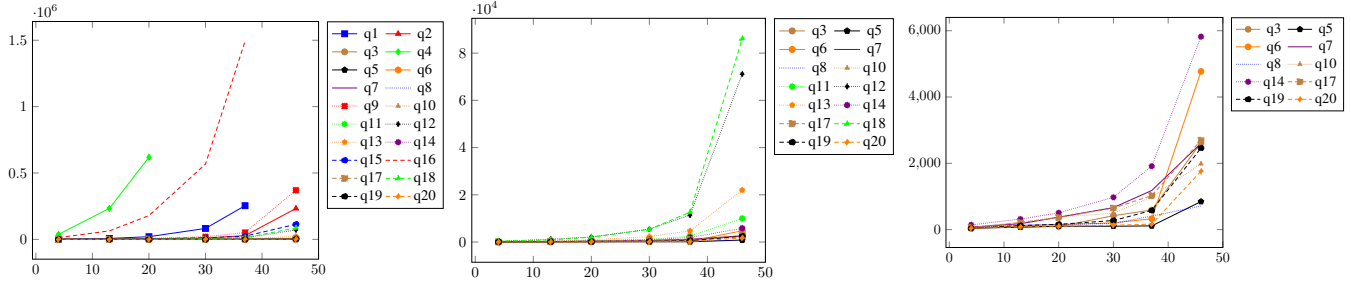
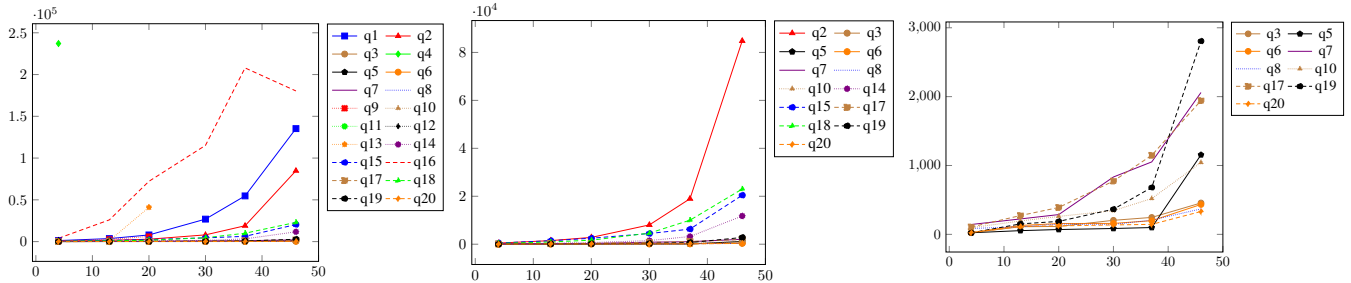


Figure 12: Query answers filtering time (in milliseconds) w.r.t. percentage of facts in conflicts for u20cY with score-structured priority relation.

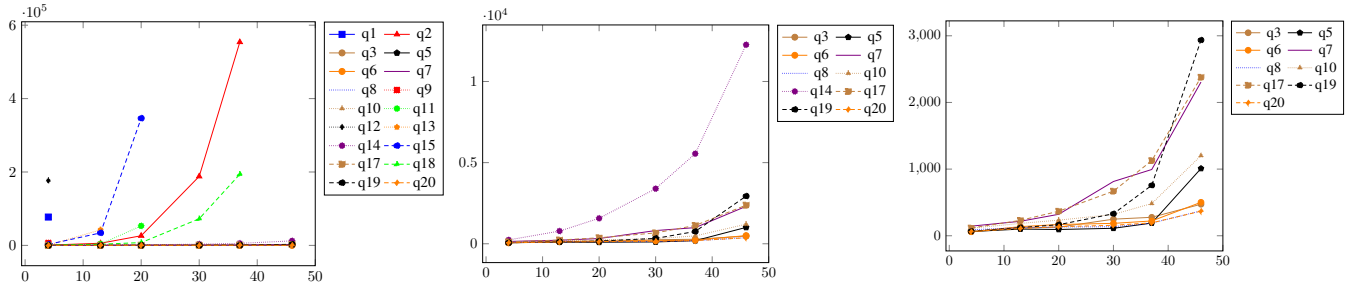
(a) X-AR ( $X \in \{P,C\}$ ) Alg. 4 ( $P_1$  and  $neg_1$  encoding).



(b) X-AR ( $X \in \{P,C\}$ ) Alg. 5 ( $P_1$  and  $neg_1$  encoding).



(c) X-AR ( $X \in \{P,C\}$ ) Alg. 6 ( $P_1$  and  $neg_1$  encoding).



(d) X-AR ( $X \in \{P,C\}$ ) Alg. 7 ( $P_1$  and  $neg_1$  encoding).

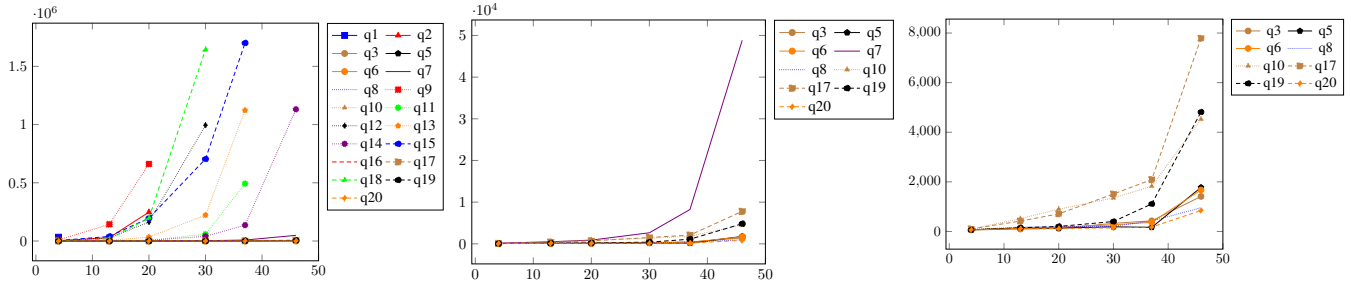
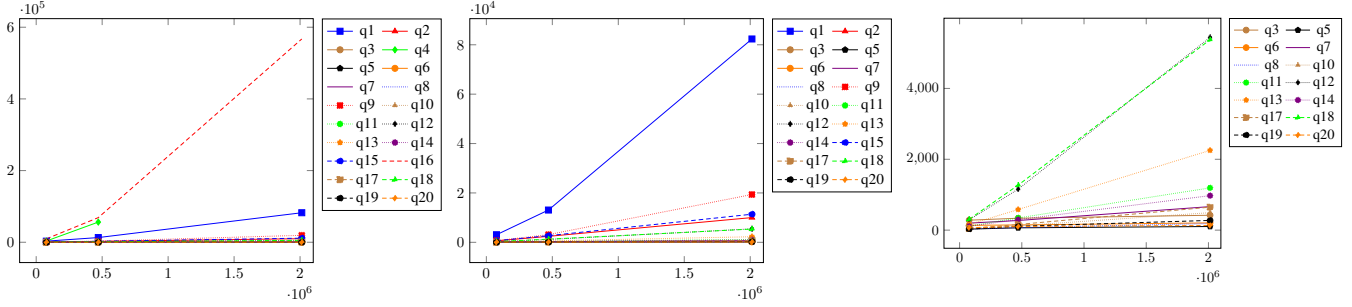


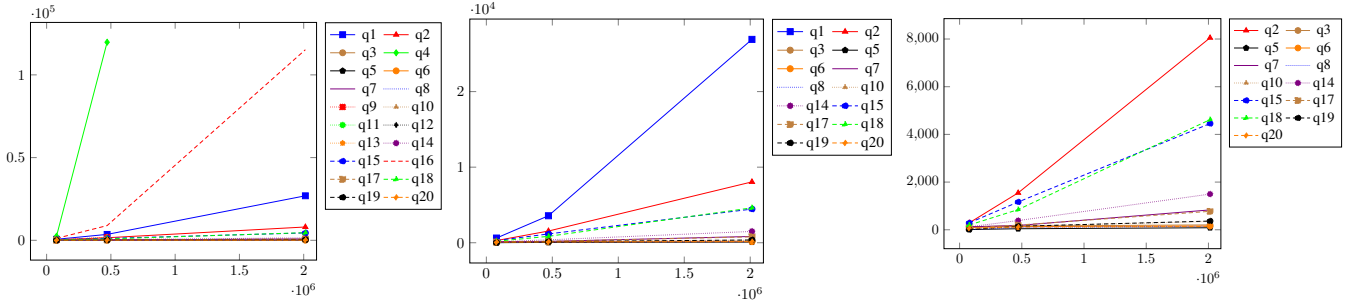


Figure 13: Query answers filtering time (in milliseconds) w.r.t. data size for uXc20 with score-structured priority relation.

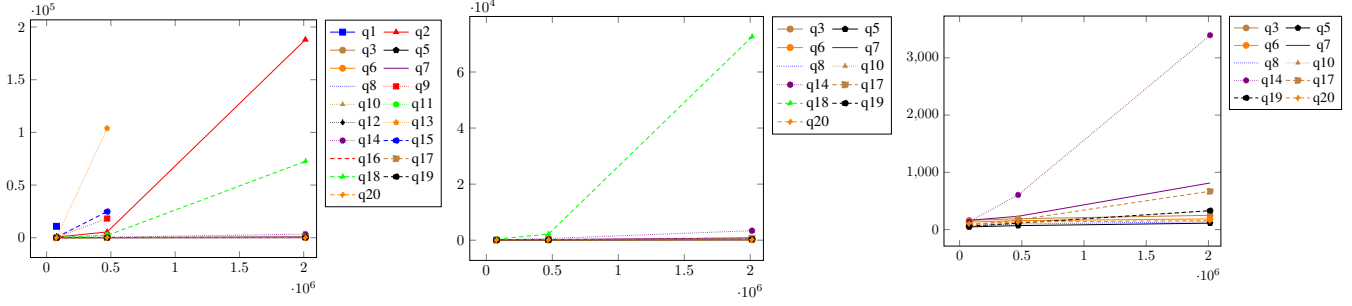
(a) X-AR ( $X \in \{P,C\}$ ) Alg. 4 ( $P_1$  and  $neg_1$  encoding).



(b) X-AR ( $X \in \{P,C\}$ ) Alg. 5 ( $P_1$  and  $neg_1$  encoding).



(c) X-AR ( $X \in \{P,C\}$ ) Alg. 6 ( $P_1$  and  $neg_1$  encoding).



(d) X-AR ( $X \in \{P,C\}$ ) Alg. 7 ( $P_1$  and  $neg_1$  encoding).

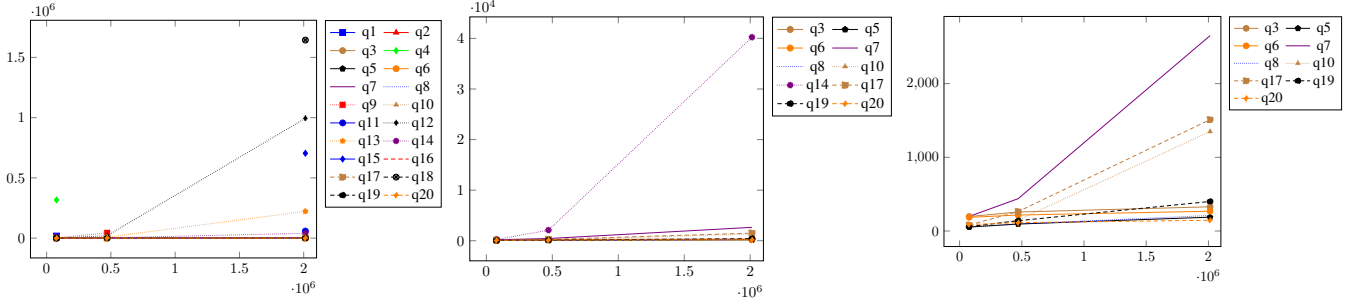
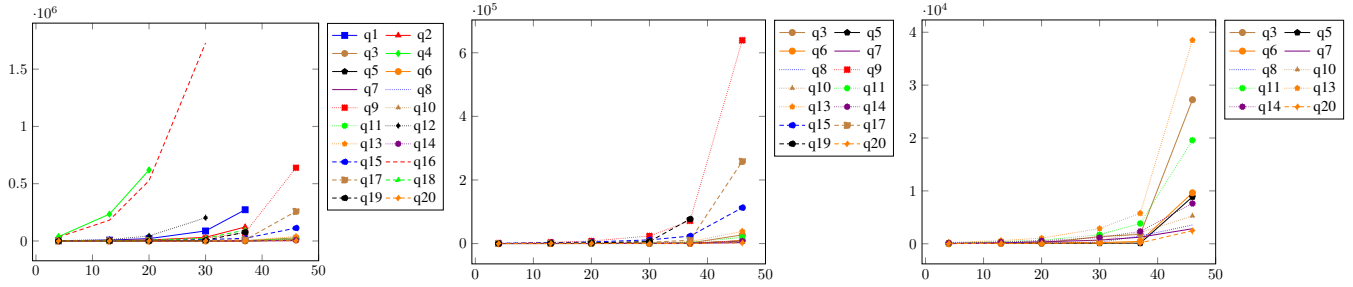
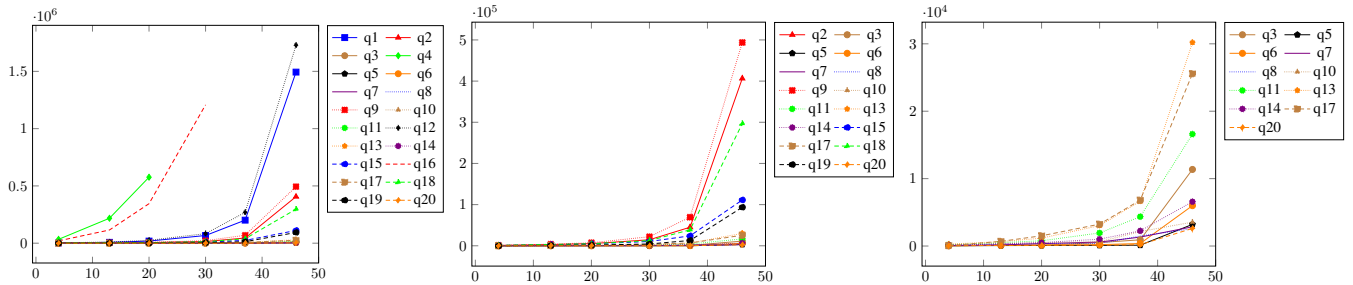


Figure 14: Query answers filtering time (in milliseconds) w.r.t. percentage of facts in conflicts for u20cY with score-structured priority relation.

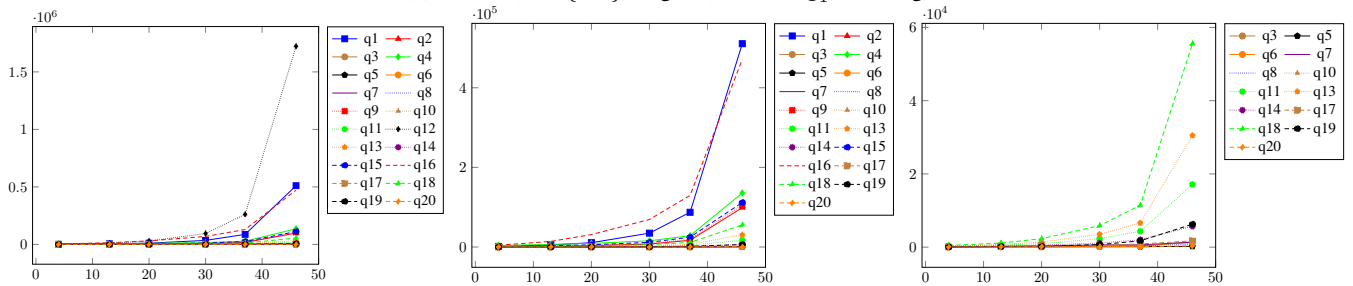
(a) X-IAR ( $X \in \{P,C\}$ ) Alg. 4 ( $P_1$  and  $neg_1$  encoding).



(b) X-IAR ( $X \in \{P,C\}$ ) Alg. 8 ( $P_1$  and  $neg_1$  encoding).



(c) X-IAR ( $X \in \{P,C\}$ ) Alg. 9 ( $P_1$  and  $neg_1$  encoding).



(d) X-IAR ( $X \in \{P,C\}$ ) Alg. 10 ( $P_1$  and  $neg_1$  encoding).

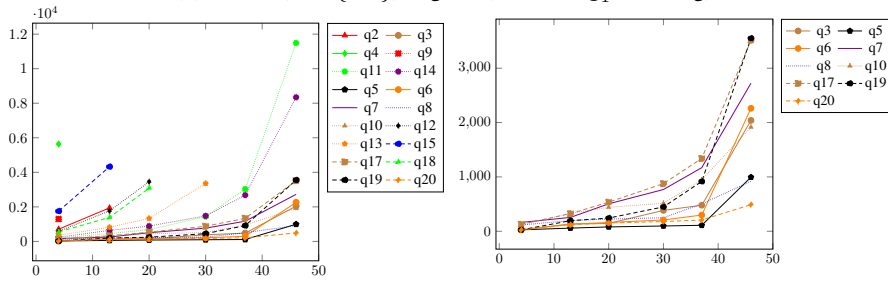
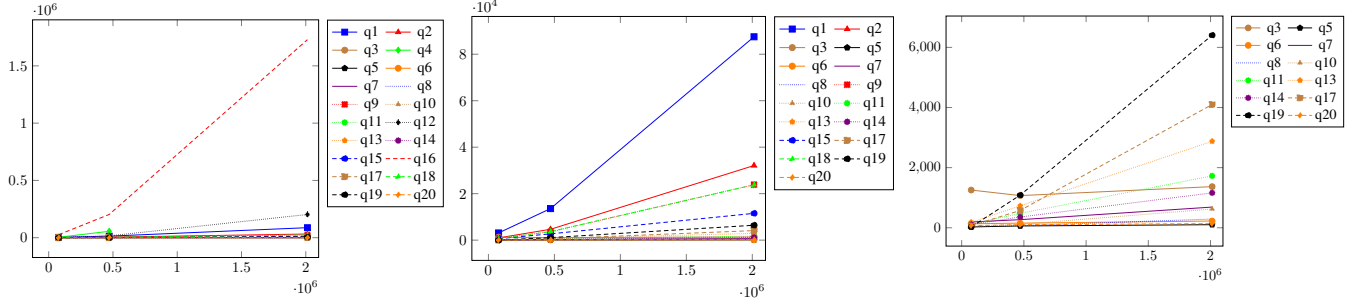
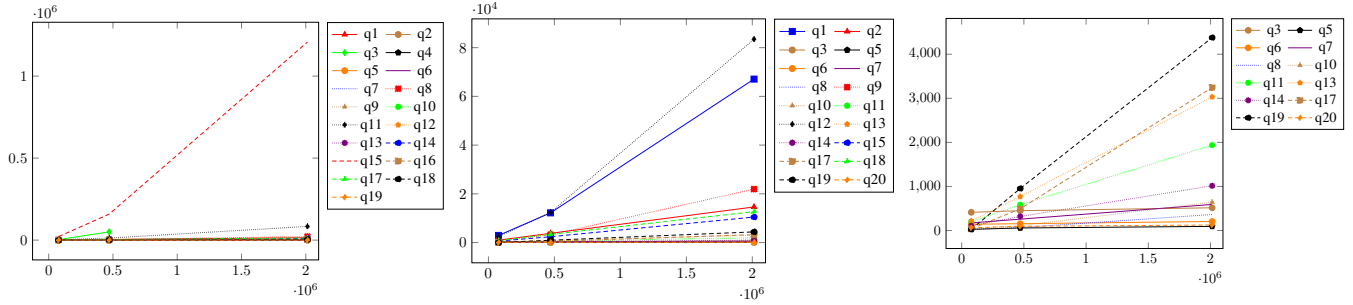


Figure 15: Query answers filtering time (in milliseconds) w.r.t. data size for uXc20 with score-structured priority relation.

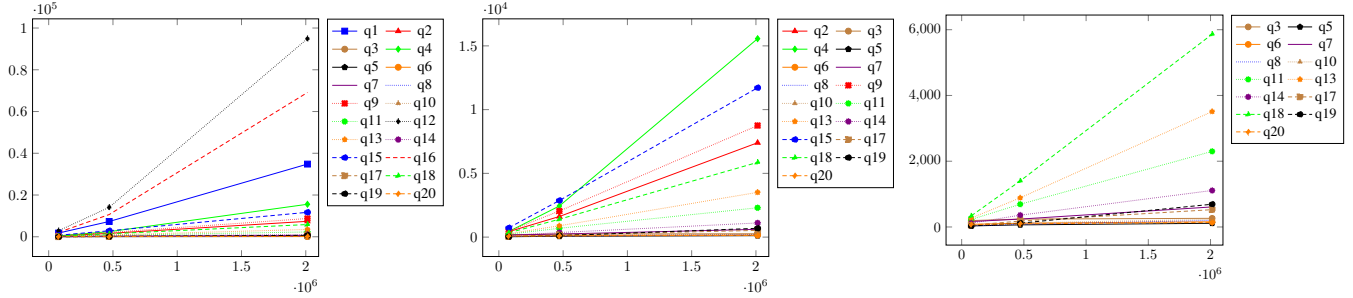
(a) X-IAR ( $X \in \{P,C\}$ ) Alg. 4 ( $P_1$  and  $neg_1$  encoding).



(b) X-IAR ( $X \in \{P,C\}$ ) Alg. 8 ( $P_1$  and  $neg_1$  encoding).



(c) X-IAR ( $X \in \{P,C\}$ ) Alg. 9 ( $P_1$  and  $neg_1$  encoding).



(d) X-IAR ( $X \in \{P,C\}$ ) Alg. 10 ( $P_1$  and  $neg_1$  encoding).

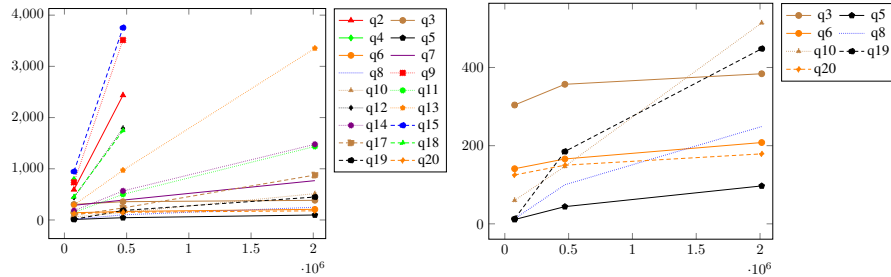
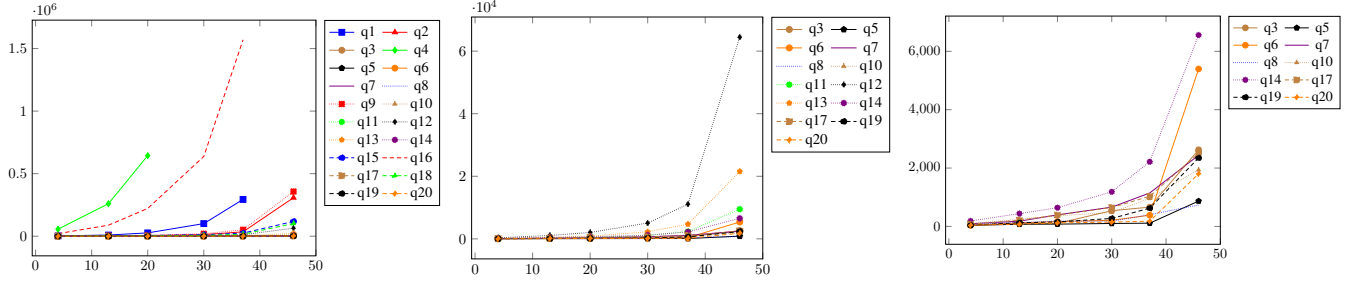
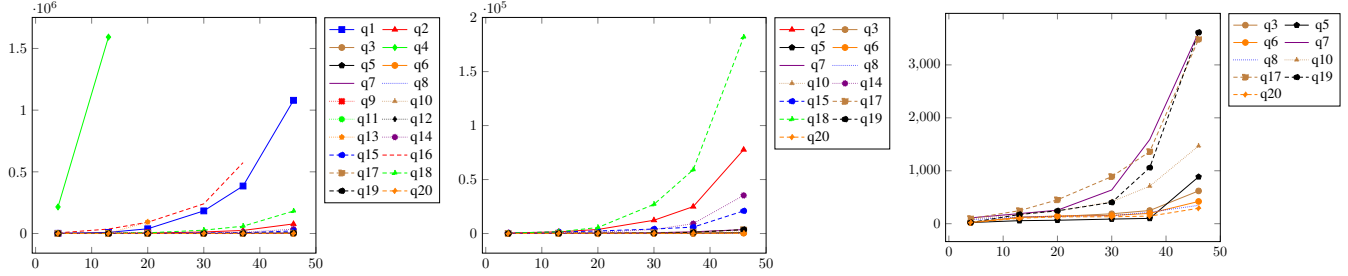


Figure 16: Query answers filtering time (in milliseconds) w.r.t. percentage of facts in conflicts for u20cY with score-structured priority relation.

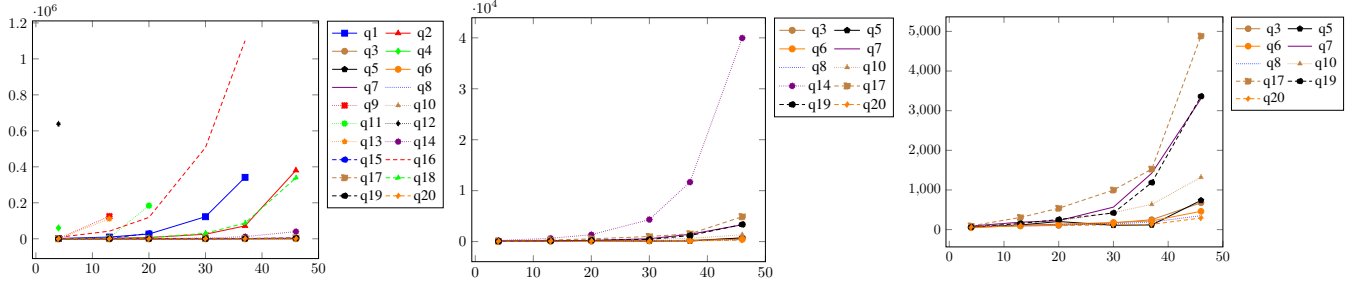
(a) X-brave ( $X \in \{P,C\}$ ) Alg. 4 ( $P_1$  encoding).



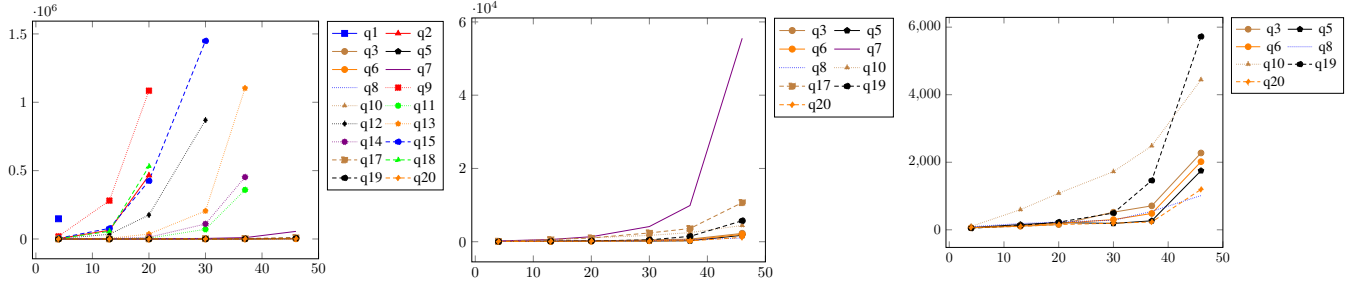
(b) X-brave ( $X \in \{P,C\}$ ) Alg. 5 ( $P_1$  encoding).



(c) X-brave ( $X \in \{P,C\}$ ) Alg. 6 ( $P_1$  encoding).



(d) X-brave ( $X \in \{P,C\}$ ) Alg. 7 ( $P_1$  encoding).



(e) X-brave ( $X \in \{P,C\}$ ) Alg. 8 ( $P_1$  encoding).

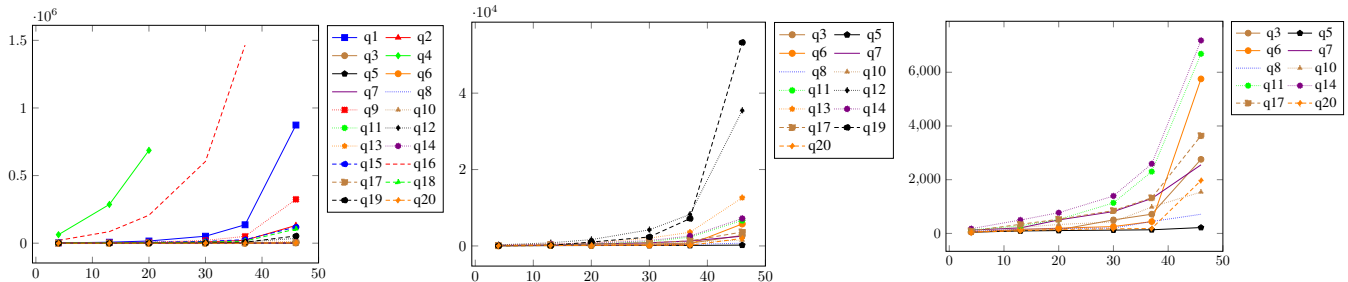
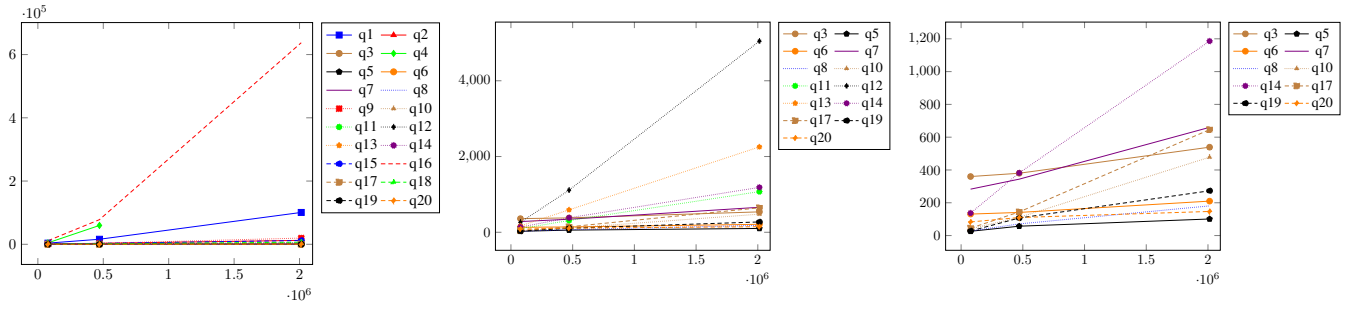
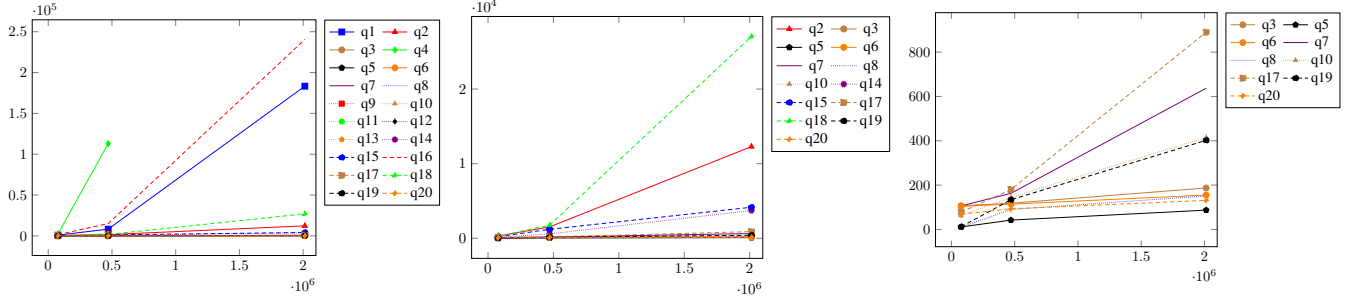


Figure 17: Query answers filtering time (in milliseconds) w.r.t. data size for uXc20 with score-structured priority relation.

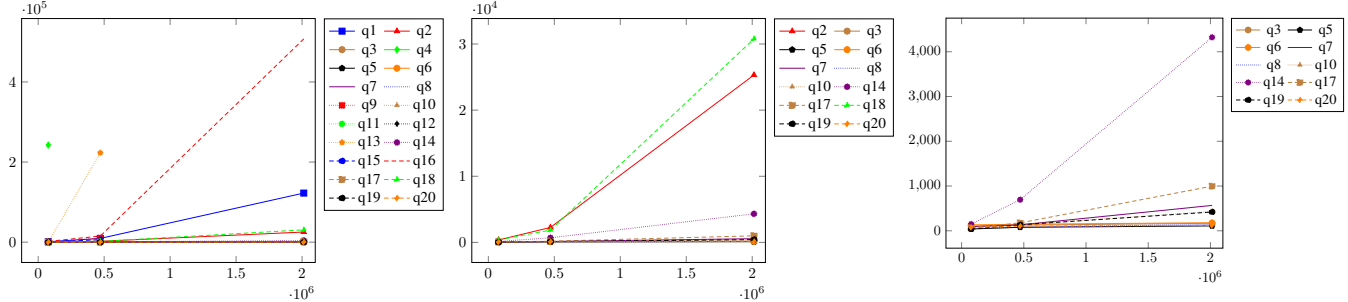
(a) X-brave ( $X \in \{P,C\}$ ) Alg. 4 ( $P_1$  encoding).



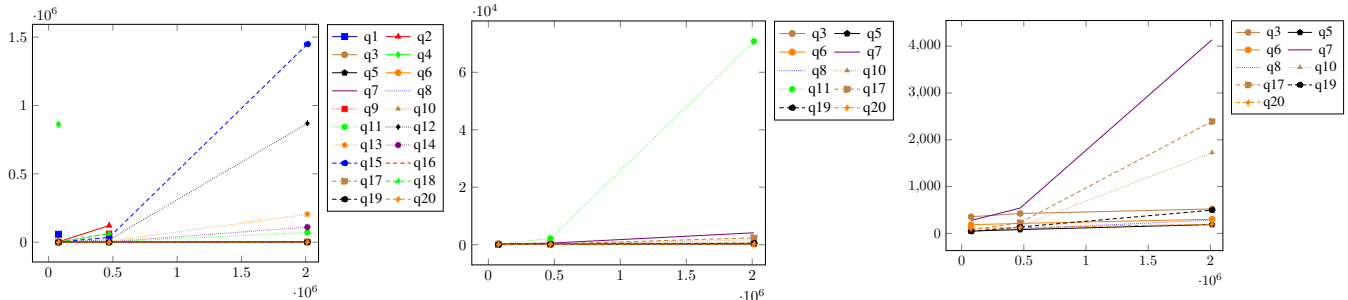
(b) X-brave ( $X \in \{P,C\}$ ) Alg. 5 ( $P_1$  encoding).



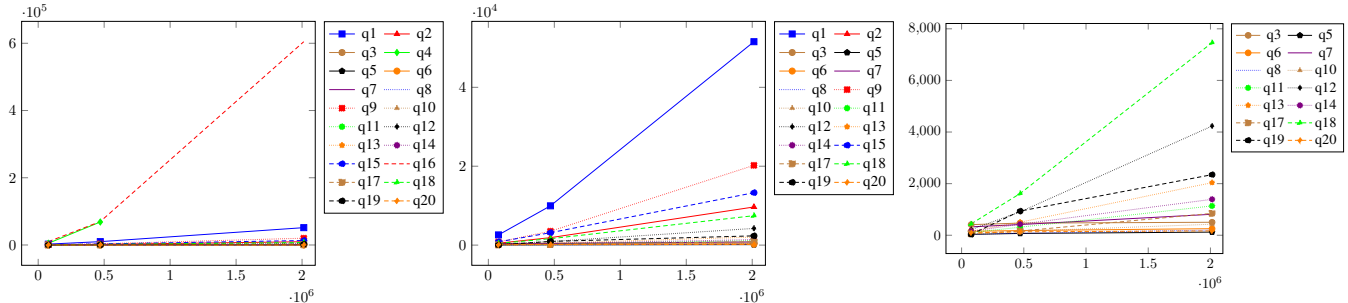
(c) X-brave ( $X \in \{P,C\}$ ) Alg. 6 ( $P_1$  encoding).



(d) X-brave ( $X \in \{P,C\}$ ) Alg. 7 ( $P_1$  encoding).



(e) X-brave ( $X \in \{P,C\}$ ) Alg. 8 ( $P_1$  encoding).



## E.5 Encodings Properties

We pick a few queries and look at the size of the encodings build to answer them under the different semantics and encodings. For multi-answer encodings,  $\Phi_{X\text{-Sem}}(q(\vec{a})) = \Psi_{X\text{-Sem}}(q(\vec{a})) \wedge \bigwedge_{\vec{a} \in \text{Potans}} x_{\vec{a}}$ . We did not find any blatant relationship between encoding size and running time, except as completion-optimal repairs are concerned with the blow-up of both encoding sizes and running times. We summarize some observations below.

**S-AR v.s. P-AR** For S-AR, the CQAPri benchmark leads to rather small encodings for single answer, while the two other datasets, and especially the Food Inspection dataset, lead to bigger encodings. However, adding priorities increases a lot more the size of the encodings of the CQAPri benchmark (typically several orders of magnitude) than those of the Food Inspection and Physicians datasets, that mostly stay in the same order of magnitude, except for completion-optimal repairs. This is probably because of the kind of constraints in the different benchmarks. For the Food Inspection/Physicians datasets (keys and FD), all the facts reachable in the conflict graph from a given fact share the same predicate, and they are often also in conflict with the original fact (in all cases where the only constraint on the considered table is a key constraint). On the contrary, on CQAPri benchmark (concept and role disjointness axioms), the facts reachable from a given fact are often not in conflict with it.

$\varphi_{P_1\text{-max}}$  v.s.  $\varphi_{P_2\text{-max}}$  v.s.  $\varphi_{C\text{-max}}$  (AR, IAR and brave semantics)

- $\varphi_{C\text{-max}}$  encoding leads to the biggest encodings, by far.
- Number of variables of  $\varphi_{P_1\text{-max}}$  v.s.  $\varphi_{P_2\text{-max}}$ :
  - With  $\text{neg}_2$  encoding (AR and IAR semantics),  $\varphi_{P_1\text{-max}}$  and  $\varphi_{P_2\text{-max}}$  encodings have exactly the same number of variables.
  - With  $\text{neg}_1$  encoding,  $\varphi_{P_2\text{-max}}$  encodings have less (or as many) variables than  $\varphi_{P_1\text{-max}}$  encodings. The difference is more important for AR and IAR semantics on CQAPri databases, especially u1c1, u1c50 and u20c1.

Intuitively  $\varphi_{P_1\text{-max}}$  encodings consider all facts reachable in the directed conflict graph while  $\varphi_{P_2\text{-max}}$  encodings consider ‘every other fact’ along a directed conflict chain, which become all facts reachable in the directed conflict graph when we add the cause facts with  $\text{neg}_2$  encoding. Food Inspection and Physicians datasets are less impacted by this because facts reachable in the conflict graph are often already in conflict with the cause.

- Number of clauses of  $\varphi_{P_1\text{-max}}$  v.s.  $\varphi_{P_2\text{-max}}$  encodings: depends on the dataset.
  - On CQAPri databases with few conflicts (u1c1 and u20c1, and especially on u1c1), when  $\text{neg}_1$  encoding is used (AR, IAR and brave)  $\varphi_{P_1\text{-max}}$  encodings are generally bigger than  $\varphi_{P_2\text{-max}}$  encodings, while when  $\text{neg}_2$  encoding (AR and IAR) is used it is the opposite.
  - On Food Inspection and Physicians datasets and u20c50,  $\varphi_{P_2\text{-max}}$  encodings are generally bigger than  $\varphi_{P_1\text{-max}}$  encodings.
  - On u1c50, it depends on the query.

**$\text{neg}_1$  v.s.  $\text{neg}_2$  encoding (AR and IAR semantics)** By construction  $\text{neg}_2$  encodings are bigger than  $\text{neg}_1$  encodings. The average and maximal numbers of variables and clauses increase more for AR and IAR with  $\varphi_{P_2\text{-max}}$  encoding than with  $\varphi_{P_1\text{-max}}$  encoding for which the difference is quite small. The reason is that  $\varphi_{P_1\text{-max}}$  encoding already considers all facts reachable in the directed conflict graph contrary to  $\varphi_{P_2\text{-max}}$  encoding, as explained above.

We observe that the average and maximal numbers of variables and clauses increase in general more in proportion for u1c1, u1c50 and u20c1 than u20c50, Food Inspection and Physicians datasets.

Table 90: Number of variables and clauses in the encoding for a single answer  $\Phi_{S-AR}(q(\vec{a}))$  (*minimum* | *average* | *maximum*) and in the encoding for a set of answers  $\Phi_{S-AR}(PotAns)$ , with  $neg_1$  or  $neg_2$  encoding.

	Single, $neg_1$		Single, $neg_2$		Set, $neg_1$		Set $neg_2$	
	#var.	#cl.	#var.	#cl.	#var.	#cl.	#var.	#cl.
u1c1 q1	[1   1   3]	[2   3   11]	[2   2   10]	[5   8   34]	407	1,754	928	3,319
u1c1 q4	[1   1   2]	[1   1   2]	[2   2   4]	[4   5   10]	5,655	11,332	5,690	11,437
u1c1 q7	[1   1   1]	[1   1   1]	[2   2   2]	[4   4   4]	2	2	3	5
u1c1 q11	[1   1   2]	[1   7   16]	[3   8   17]	[6   29   64]	9	33	38	122
u1c1 q14	[1   1   1]	[1   1   2]	[2   2   3]	[5   7   8]	8	11	15	32
u1c1 q17	[1   1   1]	[20   20   20]	[5   5   5]	[32   32   32]	2	21	6	33
u1c50 q1	[1   6   61]	[2   5   129]	[2   9   63]	[5   22   253]	16,550	66,180	38,612	204,532
u1c50 q4	[1   3   10]	[1   3   21]	[2   7   17]	[4   19   72]	81,706	162,806	83,542	169,940
u1c50 q7	[5   6   12]	[1   2   15]	[6   8   17]	[12   17   52]	333	469	526	1,958
u1c50 q11	[1   7   72]	[1   21   297]	[2   14   73]	[4   54   442]	2,105	6,957	3,501	13,009
u1c50 q14	[1   2   6]	[1   3   16]	[2   4   9]	[4   13   41]	448	594	821	2,133
u1c50 q17	[5   5   5]	[20   20   20]	[19   19   19]	[82   82   82]	6	21	20	83
u20c1 q1	[1   1   6]	[2   3   17]	[2   2   13]	[5   7   48]	13,778	56,826	28,665	102,438
u20c1 q4	[1   1   6]	[1   1   13]	[2   2   10]	[4   5   27]	944,889	1,889,570	951,647	1,911,750
u20c1 q7	[1   1   3]	[1   1   7]	[2   2   4]	[4   5   14]	105	124	153	296
u20c1 q11	[1   3   52]	[1   8   56]	[2   11   53]	[4   36   106]	604	1,897	1,666	5,247
u20c1 q14	[1   1   2]	[1   1   4]	[2   2   5]	[4   6   14]	313	440	600	1,307
u20c1 q17	[1   1   1]	[8   17   32]	[2   2   5]	[11   23   35]	18	188	37	245
u20c50 q1	[1   8   78]	[1   14   496]	[2   10   80]	[5   33   505]	433,488	1,831,311	1,021,384	5,976,666
u20c50 q4	[7   23   43]	[15   219   711]	[9   27   49]	[45   275   794]	2,137,675	4,345,524	2,195,606	5,035,719
u20c50 q7	[10   16   27]	[15   106   377]	[12   18   31]	[37   144   429]	1,831	16,051	2,102	20,824
u20c50 q11	[1   8   79]	[1   22   349]	[2   13   80]	[4   53   484]	58,198	192,396	92,768	348,618
u20c50 q14	[1   2   8]	[1   2   24]	[2   4   13]	[4   12   55]	10,914	14,189	19,782	50,401
u20c50 q17	[13   23   39]	[44   166   330]	[20   30   47]	[108   254   442]	667	3,675	967	7,012
Food. q2	[1   17   280]	[1   2,821   61,764]	[2   17   280]	[4   2,832   61,797]	1,370	105,641	1,388	106,647
Food. q3	[2   37   296]	[4   3,655   61,331]	[2   37   296]	[6   3,676   61,348]	1,577	115,241	1,598	116,255
Food. q4	[1   31   597]	[1   6,645   163,164]	[2   33   614]	[4   6,709   163,229]	15,333	356,077	15,748	364,554
Food. q5	[1   25   588]	[1   5,221   163,312]	[2   27   602]	[4   5,266   163,542]	9,474	297,908	10,209	305,157
Food. q6	[1   142   1,272]	[1   9,878   164,960]	[2   242   1,980]	[4   10,532   172,011]	8,018	676,552	13,430	694,256
Phys. q1	[1   20   178]	[1   818   11,426]	[2   21   178]	[4   834   11,428]	376	11,739	455	12,736
Phys. q2	[2   2   4]	[4   4   9]	[2   2   5]	[6   7   15]	90	145	97	222
Phys. q3	[1   2   54]	[1   6   110]	[2   2   55]	[4   8   120]	2,773	6,130	2,790	8,136
Phys. q4	[1   19   524]	[1   260   42,970]	[2   20   524]	[4   305   42,973]	8,093	116,459	8,175	117,063
Phys. q5	[2   2   4]	[4   4   22]	[2   2   4]	[6   7   26]	206	541	206	615
Phys. q6	[1   4   178]	[1   19   13,862]	[2   4   179]	[4   27   13,870]	30,134	320,515	30,143	324,719

Table 91: Number of variables and clauses in the encoding for a single answer  $\Phi_{P-AR}(q(\vec{a}))$  (*minimum* | *average* | *maximum*), with  $\text{neg}_1$  or  $\text{neg}_2$  encoding, for  $P_1$  encoding (score-structured priority,  $n = 5$ ).

	$\text{neg}_1$		$\text{neg}_2$	
	#var.	#cl.	#var.	#cl.
u1c1 q1	[3   62   548]	[15   148   1,203]	[4   63   548]	[16   151   1,207]
u1c1 q4	[1   7   17]	[2   17   37]	[2   7   17]	[5   19   39]
u1c1 q7		all answers are trivial		
u1c1 q11		all answers are trivial		
u1c1 q14	[8   12   17]	[19   29   40]	[9   13   17]	[22   32   41]
u1c1 q17		all answers are trivial		
u1c50 q1	[1   321   1,264]	[3   1,868   10,712]	[2   322   1,265]	[6   1,873   10,718]
u1c50 q4	[1   95   1,171]	[2   514   9,108]	[2   96   1,172]	[5   521   9,115]
u1c50 q7	[114   318   1,347]	[341   2,033   10,738]	[114   319   1,348]	[342   2,038   10,746]
u1c50 q11	[1   73   792]	[2   350   5,765]	[2   77   792]	[5   365   5,777]
u1c50 q14	[1   66   799]	[2   318   5,439]	[2   67   799]	[5   322   5,445]
u1c50 q17	[263   263   263]	[675   675   675]	[273   273   273]	[707   707   707]
u20c1 q1	[1   34   737]	[3   87   1,934]	[2   34   738]	[8   89   1,941]
u20c1 q4	[1   51   638]	[2   131   1,453]	[2   52   639]	[5   134   1,460]
u20c1 q7	[18   48   95]	[54   130   327]	[20   49   95]	[60   133   328]
u20c1 q11	[1   11   140]	[2   32   386]	[2   15   140]	[5   45   415]
u20c1 q14	[1   21   595]	[2   51   1,356]	[2   22   595]	[5   55   1,357]
u20c1 q17	[32   98   237]	[92   252   608]	[32   99   241]	[93   255   620]
u20c50 q1		time-out or out-of-memory		
u20c50 q4		time-out or out-of-memory		
u20c50 q7	[134   2,088   16,199]	[431   11,910   87,388]	[134   2,089   16,199]	[434   11,916   87,390]
u20c50 q11	[1   705   46,891]	[2   3,892   273,877]	[2   707   46,891]	[5   3,904   273,898]
u20c50 q14	[1   419   27,547]	[2   2,253   156,010]	[2   420   27,547]	[5   2,257   156,011]
u20c50 q17	[380   7,859   27,568]	[2,209   43,753   151,899]	[383   7,862   27,569]	[2,218   43,771   151,910]
Food. q2	[1   46   661]	[2   3,903   71,235]	[2   46   662]	[5   3,915   71,259]
Food. q3	[2   57   683]	[5   3,512   70,796]	[2   62   701]	[6   3,534   70,859]
Food. q4	[1   59   735]	[2   5,388   83,522]	[2   60   744]	[5   5,392   83,559]
Food. q5	[1   70   732]	[2   6,532   83,302]	[2   71   737]	[5   6,538   83,327]
Food. q6	[1   200   1,128]	[2   11,668   94,660]	[2   247   1,431]	[5   11,835   95,710]
Phys. q1	[1   36   178]	[2   950   7,034]	[2   36   178]	[5   953   7,036]
Phys. q2	[2   2   3]	[6   6   7]	[2   3   4]	[8   9   11]
Phys. q3	[1   2   10]	[2   8   83]	[2   2   11]	[5   11   93]
Phys. q4	[1   132   737]	[2   5,157   31,349]	[2   133   737]	[5   5,159   31,354]
Phys. q5	[2   2   4]	[4   6   14]	[2   2   4]	[8   9   18]
Phys. q6	[2   11   217]	[5   311   8,714]	[2   11   217]	[6   315   8,726]



Table 92: Number of variables and clauses in the encoding for a set of answers  $\Phi_{P-AR}(PotAns)$ , with  $neg_1$  or  $neg_2$  encoding, for  $P_1$  encoding (score-structured priority,  $n = 5$ ).

	$neg_1$		$neg_2$	
	#var.	#cl.	#var.	#cl.
u1c1 q1	1,854	4,726	2,054	5,407
u1c1 q4	2,112	4,240	2,118	4,268
u1c1 q7		all answers are trivial		
u1c1 q11		all answers are trivial		
u1c1 q14	40	90	43	100
u1c1 q17		all answers are trivial		
u1c50 q1	32,659	144,206	38,322	175,569
u1c50 q4	83,478	197,467	84,182	200,302
u1c50 q7	2,079	12,620	2,149	13,078
u1c50 q11	5,020	24,637	5,402	26,181
u1c50 q14	5,965	28,946	6,109	29,529
u1c50 q17	264	676	274	708
u20c1 q1	33,105	93,832	38,387	112,621
u20c1 q4	627,290	1,263,593	629,734	1,272,690
u20c1 q7	1,379	3,694	1,404	3,775
u20c1 q11	704	1,897	920	2,626
u20c1 q14	2,533	6,051	2,660	6,484
u20c1 q17	764	1,949	772	1,977
u20c50 q1	944,497	5,159,767	1,086,871	5,946,362
u20c50 q4	2,477,866	6,990,352	2,490,485	7,067,414
u20c50 q7	99,625	636,306	99,686	636,950
u20c50 q11	246,618	1,625,743	254,376	1,659,608
u20c50 q14	230,177	1,386,282	233,435	1,399,732
u20c50 q17	104,602	654,423	104,724	655,099
Food. q2	1,344	106,734	1,372	107,495
Food. q3	1,432	79,120	1,623	79,941
Food. q4	12,099	249,612	13,664	259,370
Food. q5	6,315	192,815	7,129	198,182
Food. q6	6,362	581,267	8,453	589,918
Phys. q1	483	11,634	508	11,759
Phys. q2	21	45	24	63
Phys. q3	635	1,882	653	2,386
Phys. q4	6,798	75,864	6,829	76,189
Phys. q5	67	193	71	225
Phys. q6	8,374	105,217	8,639	107,330

Table 93: Number of variables and clauses in the encoding for a single answer  $\Phi_{P-AR}(q(\vec{a}))$  (*minimum* | *average* | *maximum*), with  $\text{neg}_1$  or  $\text{neg}_2$  encoding, for  $P_2$  encoding (score-structured priority,  $n = 5$ ).

	$\text{neg}_1$		$\text{neg}_2$	
	#var.	#cl.	#var.	#cl.
u1c1 q1	[1   1   2]	[6   64   550]	[4   63   548]	[19   172   1,363]
u1c1 q4	[1   1   1]	[1   7   17]	[2   7   17]	[4   21   41]
u1c1 q7		all answers are trivial		
u1c1 q11		all answers are trivial		
u1c1 q14	[1   1   1]	[9   13   18]	[9   13   17]	[23   34   45]
u1c1 q17		all answers are trivial		
u1c50 q1	[1   86   697]	[2   1,500   10,140]	[2   322   1,265]	[5   3,097   18,894]
u1c50 q4	[1   54   997]	[1   608   14,408]	[2   96   1,172]	[4   844   15,882]
u1c50 q7	[3   22   994]	[114   1,120   15,632]	[114   319   1,348]	[454   3,435   18,793]
u1c50 q11	[1   39   762]	[1   326   5,563]	[2   77   792]	[4   564   10,098]
u1c50 q14	[1   31   367]	[1   310   5,325]	[2   67   799]	[4   506   9,665]
u1c50 q17	[10   10   10]	[296   296   296]	[273   273   273]	[837   837   837]
u20c1 q1	[1   1   23]	[2   37   737]	[2   34   738]	[8   105   2,766]
u20c1 q4	[1   5   133]	[1   69   768]	[2   52   639]	[4   162   1,636]
u20c1 q7	[1   9   61]	[19   81   329]	[20   49   95]	[76   167   464]
u20c1 q11	[1   6   137]	[1   11   137]	[2   15   140]	[4   50   538]
u20c1 q14	[1   1   90]	[1   24   594]	[2   22   595]	[4   63   1,522]
u20c1 q17	[1   1   1]	[47   115   252]	[32   99   241]	[105   293   738]
u20c50 q1		time-out or out-of-memory		
u20c50 q4		time-out or out-of-memory		
u20c50 q7	[5   1,792   15,847]	[247   17,300   139,229]	[134   2,089   16,199]	[594   19,649   142,379]
u20c50 q11	[1   687   46,891]	[1   6,211   453,951]	[2   707   46,891]	[4   6,382   453,972]
u20c50 q14	[1   394   27,545]	[1   3,540   258,526]	[2   420   27,547]	[4   3,669   258,527]
u20c50 q17	[69   7,649   27,548]	[1,708   70,116   248,586]	[383   7,862   27,569]	[3,449   71,788   248,646]
Food. q2	[1   46   661]	[1   7,305   140,596]	[2   46   662]	[4   7,317   140,630]
Food. q3	[1   57   683]	[2   6,885   140,139]	[2   62   701]	[6   6,911   140,202]
Food. q4	[1   59   730]	[1   10,639   165,059]	[2   60   744]	[4   10,646   165,112]
Food. q5	[1   68   726]	[1   12,895   164,840]	[2   71   737]	[4   12,906   164,883]
Food. q6	[1   177   1,003]	[1   22,246   170,145]	[2   247   1,431]	[4   22,482   171,570]
Phys. q1	[1   17   178]	[1   812   13,710]	[2   36   178]	[4   1,830   13,712]
Phys. q2	[2   2   2]	[3   4   6]	[2   3   4]	[8   9   10]
Phys. q3	[1   2   10]	[1   9   126]	[2   2   11]	[4   12   136]
Phys. q4	[1   113   623]	[1   9,596   54,291]	[2   133   737]	[4   10,048   61,209]
Phys. q5	[2   2   4]	[2   6   14]	[2   2   4]	[8   8   18]
Phys. q6	[1   6   149]	[2   168   11,836]	[2   11   217]	[6   592   16,580]

Table 94: Number of variables and clauses in the encoding for a set of answers  $\Phi_{P-AR}(PotAns)$ , with  $neg_1$  or  $neg_2$  encoding, for  $P_2$  encoding (score-structured priority,  $n = 5$ ).

	$neg_1$		$neg_2$	
	#var.	#cl.	#var.	#cl.
u1c1 q1	272	2,663	2,054	5,844
u1c1 q4	2,057	4,147	2,118	4,284
u1c1 q7		all answers are trivial		
u1c1 q11		all answers are trivial		
u1c1 q14	6	43	43	107
u1c1 q17		all answers are trivial		
u1c50 q1	17,488	129,661	38,322	235,332
u1c50 q4	78,331	197,785	84,182	230,476
u1c50 q7	1,704	20,059	2,149	21,651
u1c50 q11	2,898	23,934	5,402	40,414
u1c50 q14	2,298	26,171	6,109	46,508
u1c50 q17	11	297	274	838
u20c1 q1	8,456	59,009	38,387	122,223
u20c1 q4	611,495	1,243,520	629,734	1,281,603
u20c1 q7	292	2,305	1,404	4,710
u20c1 q11	437	751	920	2,900
u20c1 q14	323	2,942	2,660	7,387
u20c1 q17	15	899	772	2,264
u20c50 q1	666,523	6,630,792	1,086,871	8,684,836
u20c50 q4	2,427,119	8,733,870	2,490,485	9,105,790
u20c50 q7	97,237	1,049,877	99,686	1,074,218
u20c50 q11	227,475	2,616,968	254,376	2,783,469
u20c50 q14	192,330	2,149,410	233,435	2,324,879
u20c50 q17	97,693	1,043,542	104,724	1,099,674
Food. q2	1,340	183,412	1,372	184,236
Food. q3	1,422	154,544	1,623	155,529
Food. q4	11,928	393,183	13,664	404,571
Food. q5	6,061	335,064	7,129	342,087
Food. q6	5,367	693,468	8,453	705,240
Phys. q1	317	15,898	508	22,402
Phys. q2	18	33	24	60
Phys. q3	627	2,045	653	2,624
Phys. q4	6,274	123,913	6,829	130,901
Phys. q5	67	189	71	221
Phys. q6	8,141	116,953	8,639	125,557

Table 95: Number of variables and clauses in the encoding for a single answer  $\Phi_{C-AR}(q(\vec{a}))$  (*minimum | average | maximum*), with  $neg_1$  or  $neg_2$  encoding (score-structured priority,  $n = 5$ ).

	$neg_1$		$neg_2$	
	#var.	#cl.	#var.	#cl.
u1c1 q1		time-out or out-of-memory		
u1c1 q4	[1   177   580]	[2   1, 251   4, 750]	[7   185   580]	[14   1, 281   4, 752]
u1c1 q7		all answers are trivial		
u1c1 q11		all answers are trivial		
u1c1 q14	[129   333   582]	[508   2, 314   4, 759]	[163   379   582]	[716   2, 710   4, 760]
u1c1 q17		all answers are trivial		
u1c50 q1		time-out or out-of-memory		
u1c50 q4		time-out or out-of-memory		
u1c50 q7		time-out or out-of-memory		
u1c50 q11		time-out or out-of-memory		
u1c50 q14		time-out or out-of-memory		
u1c50 q17	[138, 467  "   138, 467]	[18, 124, 661  "   18, 124, 661]	[149, 188  "   149, 188]	[20, 274, 358  "   20, 274, 358]
u20c1 q1		time-out or out-of-memory		
u20c1 q4		time-out or out-of-memory		
u20c1 q7	[664   5, 624   18, 186]	[5, 698   182, 323   849, 744]	[816   5, 775   18, 186]	[7, 806   188, 023   849, 745]
u20c1 q11	[1   1, 609   39, 228]	[2   90, 884   2, 725, 491]	[7   1, 854   39, 228]	[14   100, 415   2, 725, 492]
u20c1 q14		time-out or out-of-memory		
u20c1 q17	[2, 060   30, 541   112, 456]	[32, 030   2, 969, 648   13, 258, 029]	[2, 060   31, 267   116, 280]	[32, 031   3, 088, 392   13, 941, 617]
Phys. q1	[1   9, 045   70, 044]	[2   549, 146   5, 647, 088]	[7   9, 068   70, 044]	[14   551, 315   5, 647, 090]
Phys. q2	[8   12   17]	[18   25   33]	[8   19   31]	[20   46   72]
Phys. q3	[1   16   243]	[2   55   1, 232]	[7   17   243]	[14   63   1, 283]
Phys. q4		time-out or out-of-memory		
Phys. q5	[6   9   32]	[8   20   78]	[8   12   32]	[20   31   82]
Phys. q6		time-out or out-of-memory		

Table 96: Number of variables and clauses in the encoding for a set of answers  $\Phi_{C-AR}(PotAns)$ , with  $neg_1$  or  $neg_2$  encoding (score-structured priority,  $n = 5$ ).

	$neg_1$		$neg_2$	
	#var.	#cl.	#var.	#cl.
u1c1 q1		time-out or out-of-memory		
u1c1 q4	10,774	288,695	12,430	373,677
u1c1 q7		all answers are trivial		
u1c1 q11		all answers are trivial		
u1c1 q14	2,748	49,574	3,210	62,715
u1c1 q17		all answers are trivial		
u1c50 q1		time-out or out-of-memory		
u1c50 q4		time-out or out-of-memory		
u1c50 q7		time-out or out-of-memory		
u1c50 q11		time-out or out-of-memory		
u1c50 q14		time-out or out-of-memory		
u1c50 q17	138,468	18,124,662	149,189	20,274,359
Phys. q1		time-out or out-of-memory		
Phys. q2	453	3,246	651	5,637
Phys. q3		time-out or out-of-memory		
Phys. q4		time-out or out-of-memory		
Phys. q5	1,191	13,525	1,607	21,497
Phys. q6		time-out or out-of-memory		

Table 97: Number of variables and clauses in the encoding for a single answer  $\Phi_{P-brave}(q(\vec{a}))$  (*[minimum | average | maximum]*) and in the encoding for a set of answers  $\Phi_{P-brave}(PotAns)$ , for  $P_1$  encoding (score-structured priority,  $n = 5$ ).

	Single		Set	
	#var.	#cl.	#var.	#cl.
u1c1 q1	[7   66   552]	[16   151   1, 207]	2,885	5,407
u1c1 q4	[3   8   18]	[5   19   39]	4,164	6,742
u1c1 q7		all answers are trivial		
u1c1 q11		all answers are trivial		
u1c1 q14	[11   15   19]	[22   32   41]	49	101
u1c1 q17		all answers are trivial		
u1c50 q1	[4   325   1, 273]	[6   1, 873   10, 718]	71,542	179,335
u1c50 q4	[3   97   1, 173]	[5   521   9, 115]	158,756	402,170
u1c50 q7	[115   320   1, 349]	[342   2, 038   10, 746]	2,327	13,141
u1c50 q11	[3   83   793]	[5   360   5, 766]	6,027	25,662
u1c50 q14	[3   69   800]	[5   323   5, 447]	6,334	29,606
u1c50 q17	[293   293   293]	[743   743   743]	294	744
u20c1 q1	[5   38   741]	[8   89   1, 939]	63,960	112,560
u20c1 q4	[3   53   640]	[5   134   1, 460]	1,239,415	1,986,762
u20c1 q7	[22   50   96]	[59   133   328]	1,434	3,773
u20c1 q11	[3   20   146]	[5   41   403]	1,205	2,399
u20c1 q14	[3   23   596]	[5   55   1, 357]	2,861	6,535
u20c1 q17	[48   117   257]	[93   260   649]	914	2,015
u20c50 q1		time-out or out-of-memory	1,953,907	6,045,403
u20c50 q4		time-out or out-of-memory	4,606,475	14,464,267
u20c50 q7	[135   2, 090   16, 200]	[434   11, 916   87, 390]	99,864	637,023
u20c50 q11	[3   713   46, 912]	[5   3, 899   273, 878]	269,292	1,647,529
u20c50 q14	[3   422   27, 548]	[5   2, 257   156, 011]	238,488	1,401,544
u20c50 q17	[385   7, 882   27, 596]	[2, 257   43, 826   151, 992]	105,504	657,273
Food. q2	[3   456   11, 042]	[5   3, 906   71, 248]	28,795	106,908
Food. q3	[3   82   788]	[6   3, 532   70, 873]	2,339	79,869
Food. q4	[3   75   1, 244]	[5   5, 392   83, 574]	100,303	263,381
Food. q5	[3   96   1, 253]	[5   6, 537   83, 339]	45,381	199,392
Food. q6	[3   868   17, 975]	[5   12, 019   102, 115]	462,508	772,344
Phys. q1	[3   38   180]	[5   952   7, 035]	599	11,752
Phys. q2	[4   5   6]	[7   9   11]	36	60
Phys. q3	[3   5   30]	[5   10   84]	1,253	2,144
Phys. q4	[3   135   757]	[5   5, 159   31, 356]	19,176	81,864
Phys. q5	[4   4   10]	[7   8   23]	177	272
Phys. q6	[3   23   987]	[6   315   9, 319]	85,348	125,183

Table 98: Number of variables and clauses in the encoding for a single answer  $\Phi_{P-brave}(q(\vec{a}))$  (*minimum | average | maximum*) and in the encoding for a set of answers  $\Phi_{P-brave}(PotAns)$ , for  $P_2$  encoding (score-structured priority,  $n = 5$ ).

	Single		Set	
	#var.	#cl.	#var.	#cl.
u1c1 q1	[6   65   550]	[6   26   166]	2,863	2,021
u1c1 q4	[2   7   17]	[3   5   10]	4,153	6,615
u1c1 q7		all answers are trivial		
u1c1 q11		all answers are trivial		
u1c1 q14	[10   14   18]	[6   8   10]	46	27
u1c1 q17		all answers are trivial		
u1c50 q1	[3   317   1, 235]	[4   1, 351   8, 405]	70,256	153,043
u1c50 q4	[2   95   1, 139]	[3   602   14, 411]	158,245	399,942
u1c50 q7	[112   311   1, 338]	[115   830   15, 184]	2,234	20,524
u1c50 q11	[2   68   708]	[3   318   5, 217]	5,134	22,789
u1c50 q14	[2   67   770]	[3   297   5, 179]	6,074	24,816
u1c50 q17	[287   287   287]	[218   218   218]	288	219
u20c1 q1	[4   37   738]	[4   21   697]	63,175	57,110
u20c1 q4	[2   51   636]	[3   43   712]	1,239,007	1,953,768
u20c1 q7	[21   49   95]	[14   58   330]	1,407	1,653
u20c1 q11	[2   13   145]	[3   19   146]	846	1,261
u20c1 q14	[2   22   593]	[3   14   296]	2,746	1,828
u20c1 q17	[47   116   256]	[26   63   172]	907	502
u20c50 q1		time-out or out-of-memory	1,926,425	7,398,879
u20c50 q4		time-out or out-of-memory	4,600,476	16,230,004
u20c50 q7	[131   2, 081   16, 189]	[251   17, 058   138, 775]	99,720	1,054,895
u20c50 q11	[2   701   46, 912]	[3   6, 216   453, 952]	258,477	2,628,961
u20c50 q14	[2   420   27, 547]	[3   3, 537   258, 527]	234,769	2,142,990
u20c50 q17	[370   7, 874   27, 592]	[1, 273   70, 185   248, 671]	105,241	1,045,694
Food. q2	[2   455   11, 042]	[3   7, 308   140, 619]	28,780	183,624
Food. q3	[2   76   770]	[3   6, 899   140, 198]	2,139	155,082
Food. q4	[2   74   1, 230]	[3   10, 642   165, 101]	99,018	406,507
Food. q5	[2   93   1, 242]	[3   12, 899   164, 872]	44,553	341,353
Food. q6	[2   798   17, 547]	[3   22, 550   177, 297]	459,439	882,586
Phys. q1	[2   27   180]	[3   812   13, 711]	524	16,147
Phys. q2	[4   4   4]	[6   6   7]	30	45
Phys. q3	[2   5   30]	[3   11   127]	1,228	2,323
Phys. q4	[2   128   695]	[3   9, 592   53, 812]	19,067	129,473
Phys. q5	[4   4   10]	[6   8   23]	173	264
Phys. q6	[2   19   987]	[3   184   14, 171]	85,111	137,637

Table 99: Number of variables and clauses in the encoding for a single answer  $\Phi_{C-brave}(q(\vec{a}))$  (*minimum* | *average* | *maximum*) and in the encoding for a set of answers  $\Phi_{C-brave}(PotAns)$  (score-structured priority,  $n = 5$ ).

	Single		Set	
	#var.	#cl.	#var.	#cl.
u1c1 q1		time-out or out-of-memory		
u1c1 q4	[8   186   581]	[14   1, 281   4, 752]	14,476	375,192
u1c1 q7		all answers are trivial		
u1c1 q11		all answers are trivial		
u1c1 q14	[165   381   584]	[716   2, 711   4, 760]	3,216	62,716
u1c1 q17		all answers are trivial		
u1c50 q1		time-out or out-of-memory		
u1c50 q4		time-out or out-of-memory		
u1c50 q7		time-out or out-of-memory		
u1c50 q11		time-out or out-of-memory		
u1c50 q14		time-out or out-of-memory		
u1c50 q17	[149, 208   149, 208   149, 208]	[20, 274, 394   20, 274, 394   20, 274, 394]	149,209	20,274,395
u20c1 q1		time-out or out-of-memory		
u20c1 q4		time-out or out-of-memory		
u20c1 q7	[818   5, 776   18, 187]	[7, 805   188, 023   849, 745]	time-out or out-of-memory	
u20c1 q11	[8   1, 859   39, 229]	[14   100, 411   2, 725, 492]	time-out or out-of-memory	
u20c1 q14		time-out or out-of-memory		
u20c1 q17	[2, 076   31, 285   116, 296]	[32, 031   3, 088, 397   13, 941, 646]	time-out or out-of-memory	
Phys. q1	[8   9, 070   70, 046]	[14   551, 315   5, 647, 089]	time-out or out-of-memory	
Phys. q2	[10   21   33]	[19   45   72]	663	5,631
Phys. q3	[8   20   263]	[14   62   1, 283]	time-out or out-of-memory	
Phys. q4		time-out or out-of-memory		
Phys. q5	[10   15   38]	[19   30   87]	1,713	21,579
Phys. q6		time-out or out-of-memory		

Table 100: Number of variables and clauses in the encoding for a single cause  $\Phi_{P-IAR}(C)$  (*minimum* | *average* | *maximum*), with  $neg_1$  or  $neg_2$  encoding, for  $P_1$  encoding (score-structured priority,  $n = 5$ ).

	$neg_1$		$neg_2$	
	#var.	#cl.	#var.	#cl.
u1c1 q1	[3   26   521]	[8   63   1,199]	[4   27   523]	[11   65   1,205]
u1c1 q4	[1   7   17]	[2   17   37]	[2   7   17]	[5   19   39]
u1c1 q7		all answers are trivial		
u1c1 q11		all answers are trivial		
u1c1 q14	[8   12   17]	[18   28   39]	[9   13   17]	[21   31   40]
u1c1 q17		all answers are trivial		
u1c50 q1	[1   111   843]	[2   615   8,190]	[2   111   843]	[5   618   8,192]
u1c50 q4	[1   95   1,171]	[2   517   9,108]	[2   97   1,172]	[5   523   9,115]
u1c50 q7	[114   301   1,347]	[341   1,881   10,738]	[114   301   1,348]	[342   1,885   10,746]
u1c50 q11	[1   42   792]	[2   207   5,754]	[2   42   792]	[5   209   5,755]
u1c50 q14	[1   65   799]	[2   332   5,438]	[2   66   799]	[5   337   5,444]
u1c50 q17	[263   263   263]	[656   656   656]	[266   266   266]	[666   666   666]
u20c1 q1	[1   17   737]	[2   44   1,932]	[2   17   738]	[5   46   1,933]
u20c1 q4	[1   51   638]	[2   131   1,453]	[2   52   639]	[5   134   1,460]
u20c1 q7	[18   47   95]	[53   128   327]	[19   48   95]	[56   130   328]
u20c1 q11	[1   12   140]	[2   34   374]	[2   13   140]	[5   37   377]
u20c1 q14	[1   19   595]	[2   46   1,356]	[2   20   595]	[5   50   1,357]
u20c1 q17	[32   98   237]	[77   235   593]	[32   99   240]	[78   238   602]
u20c50 q1	[1   693   46,927]	[2   -3,667   274,052]	[2   694   46,927]	[5   -3,664   274,054]
u20c50 q4		time-out or out-of-memory		
u20c50 q7	[114   2,083   16,199]	[341   11,845   87,388]	[114   2,083   16,199]	[342   11,851   87,390]
u20c50 q11	[1   261   46,891]	[2   1,410   273,857]	[2   261   46,891]	[5   1,412   273,858]
u20c50 q14	[1   380   27,547]	[2   2,035   156,009]	[2   381   27,547]	[5   2,040   156,010]
u20c50 q17	[331   8,092   27,558]	[2,000   44,792   151,850]	[332   8,093   27,558]	[2,007   44,800   151,855]
Food. q2	[1   31   661]	[2   1,234   70,684]	[2   31   662]	[5   1,235   70,697]
Food. q3	[2   80   663]	[4   6,073   70,688]	[2   80   663]	[6   6,076   70,690]
Food. q4	[1   345   715]	[2   -15,292   82,992]	[2   345   716]	[5   -15,290   82,996]
Food. q5	[1   382   715]	[2   38,180   82,992]	[2   382   715]	[5   38,182   82,994]
Food. q6		time-out or out-of-memory		
Phys. q1	[1   29   178]	[2   765   7,033]	[2   29   178]	[5   767   7,034]
Phys. q2	[2   2   3]	[5   5   6]	[2   2   4]	[6   7   10]
Phys. q3	[1   2   10]	[2   7   64]	[2   2   11]	[5   8   65]
Phys. q4	[1   149   644]	[2   5,857   30,362]	[2   149   644]	[5   5,859   30,364]
Phys. q5	[1   2   4]	[2   5   9]	[2   2   4]	[5   6   12]
Phys. q6	[2   5   217]	[5   85   8,198]	[2   5   217]	[6   87   8,206]



Table 101: Number of variables and clauses in the encoding for a single cause  $\Phi_{P-IAR}(C)$  (*minimum* | *average* | *maximum*), with  $neg_1$  or  $neg_2$  encoding, for  $P_2$  encoding (score-structured priority,  $n = 5$ ).

	$neg_1$		$neg_2$	
	#var.	#cl.	#var.	#cl.
u1c1 q1	[1   1   2]	[3   26   520]	[4   27   523]	[12   75   1,361]
u1c1 q4	[1   1   1]	[1   7   17]	[2   7   17]	[4   21   41]
u1c1 q7		all answers are trivial		
u1c1 q11		all answers are trivial		
u1c1 q14	[1   1   1]	[8   12   17]	[9   13   17]	[22   33   44]
u1c1 q17		all answers are trivial		
u1c50 q1	[1   30   664]	[1   493   7,943]	[2   111   843]	[4   1,012   14,733]
u1c50 q4	[1   54   997]	[1   607   14,408]	[2   97   1,172]	[4   848   15,882]
u1c50 q7	[3   20   994]	[114   1,021   15,632]	[114   301   1,348]	[454   3,165   18,793]
u1c50 q11	[1   19   762]	[1   204   5,552]	[2   42   792]	[4   332   10,076]
u1c50 q14	[1   31   367]	[1   329   5,324]	[2   66   799]	[4   537   9,664]
u1c50 q17	[10   10   10]	[277   277   277]	[266   266   266]	[796   796   796]
u20c1 q1	[1   1   22]	[1   17   735]	[2   17   738]	[4   55   2,758]
u20c1 q4	[1   5   133]	[1   69   768]	[2   52   639]	[4   162   1,636]
u20c1 q7	[1   9   61]	[18   79   329]	[19   48   95]	[72   163   464]
u20c1 q11	[1   2   137]	[1   11   125]	[2   13   140]	[4   46   500]
u20c1 q14	[1   1   90]	[1   21   594]	[2   20   595]	[4   58   1,522]
u20c1 q17	[1   1   1]	[32   98   237]	[32   99   240]	[90   275   720]
u20c50 q1		time-out or out-of-memory		
u20c50 q4		time-out or out-of-memory		
u20c50 q7	[3   1,801   15,847]	[114   17,351   139,229]	[114   2,083   16,199]	[454   19,531   142,379]
u20c50 q11	[1   247   46,891]	[1   2,212   453,931]	[2   261   46,891]	[4   2,299   453,932]
u20c50 q14	[1   355   27,545]	[1   3,189   258,525]	[2   381   27,547]	[4   3,314   258,526]
u20c50 q17	[69   7,880   27,546]	[1,707   71,797   248,552]	[332   8,093   27,558]	[3,345   73,409   248,588]
Food. q2	[1   31   661]	[1   2,401   140,045]	[2   31   662]	[4   2,404   140,068]
Food. q3	[1   80   662]	[2   11,983   140,046]	[2   80   663]	[6   11,987   140,051]
Food. q4		time-out or out-of-memory		
Food. q5		time-out or out-of-memory		
Food. q6		time-out or out-of-memory		
Phys. q1	[1   11   136]	[1   364   3,749]	[2   29   178]	[4   1,473   13,710]
Phys. q2	[1   1   2]	[2   2   2]	[2   2   4]	[6   6   9]
Phys. q3	[1   1   10]	[1   6   97]	[2   2   11]	[4   10   108]
Phys. q4	[1   133   623]	[1   10,922   53,792]	[2   149   644]	[4   11,417   59,437]
Phys. q5	[1   1   3]	[1   2   6]	[2   2   4]	[4   6   12]
Phys. q6	[1   3   107]	[2   47   4,296]	[2   5   217]	[6   160   16,062]

Table 102: Number of variables and clauses in the encoding for a single cause  $\Phi_{C-IAR}(C)$  (*minimum* | *average* | *maximum*), with  $\text{neg}_1$  or  $\text{neg}_2$  encoding (score-structured priority,  $n = 5$ ).

	$\text{neg}_1$		$\text{neg}_2$	
	#var.	#cl.	#var.	#cl.
u1c1 q1		time-out or out-of-memory		
u1c1 q4	[1   177   580]	[2   1, 251   4, 750]	[7   185   580]	[14   1, 281   4, 752]
u1c1 q7		all answers are trivial		
u1c1 q11		all answers are trivial		
u1c1 q14	[129   333   582]	[507   2, 313   4, 758]	[163   379   582]	[715   2, 709   4, 759]
u1c1 q17		all answers are trivial		
u1c50 q1		time-out or out-of-memory		
u1c50 q4		time-out or out-of-memory		
u1c50 q7		time-out or out-of-memory		
u1c50 q11		time-out or out-of-memory		
u1c50 q14		time-out or out-of-memory		
u1c50 q17	[138, 467   "   138, 467]	[18, 124, 642   1"   18, 124, 642]	[141, 642   "   141, 642]	[18, 752, 734   "   18, 752, 734]
u20c1 q1		time-out or out-of-memory		
u20c1 q4		time-out or out-of-memory		
u20c1 q7	[664   5, 453   18, 186]	[5, 697   176, 233   849, 744]	[738   5, 594   18, 186]	[6, 695   181, 625   849, 745]
u20c1 q11	[1   1, 848   39, 228]	[2   108, 456   2, 725, 491]	[7   1, 879   39, 228]	[14   109, 994   2, 725, 492]
u20c1 q14		time-out or out-of-memory		
u20c1 q17	[2, 060   30, 541   112, 456]	[32, 015   2, 969, 631   13, 258, 014]	[2, 060   31, 043   115, 318]	[32, 016   3, 050, 649   13, 768, 554]
Phys. q1	[1   7, 109   70, 044]	[2   433, 765   5, 647, 087]	[7   7, 126   70, 044]	[14   435, 199   5, 647, 088]
Phys. q2	[8   10   17]	[17   20   32]	[8   13   31]	[18   31   71]
Phys. q3	[1   18   243]	[2   59   1, 213]	[7   18   243]	[14   63   1, 283]
Phys. q4		time-out or out-of-memory		
Phys. q5	[1   9   32]	[2   20   73]	[7   11   32]	[14   27   76]
Phys. q6		time-out or out-of-memory		