

The Design and Analysis of a Mobility Game

Ioannis Vasileios Chremos, *Student Member, IEEE*, and Andreas A. Malikopoulos, *Senior Member, IEEE*

Abstract—In this paper, we study a routing and travel-mode choice problem for mobility systems with a multimodal transportation network as a “mobility game” with coupled action sets. We develop a game-theoretic framework to study the impact on efficiency of the travelers’ behavioral decision making. In our framework, we introduce a mobility “pricing mechanism” in which we model traffic congestion using linear cost functions while also considering the waiting times at different transport hubs. We show that travelers’ selfish actions lead to a pure-strategy Nash equilibrium. We then perform a Price of Anarchy analysis to establish that the mobility system’s inefficiencies remain relatively low as the number of travelers increases. We deviate from the standard game-theoretic analysis of decision making by extending our modeling framework to capture the subjective behavior of travelers using prospect theory. Finally, we provide a simulation study as a proof of concept for our proposed mobility game.

Index Terms—Game theory, potential game, Nash equilibrium, price of anarchy, prospect theory, transportation networks, smart mobility.

I. INTRODUCTION

A. Motivation

COMMUTERS in big cities have continuously experienced the frustration of congestion and traffic jams [1]. Travel delays, accidents, and road altercations have consistently impacted the economy, society, and the natural environment by increasing the number of vehicles on city roads [2]. In addition, one of the pressing challenges of our time is the increasing demand for energy, which requires us to make fundamental transformations in how our societies use and access transportation [3]. Thanks to the technological evolution of mobility (e.g., electrification of vehicles, smart vehicles and smart mobility, improved vehicle sensor technology [4]) that is currently afoot, it is highly expected that we will be able to eliminate congestion entirely, and significantly increase mobility efficiency in terms of fuel consumption and travel time [5]. In addition, several studies have shown the benefits of *emerging mobility systems* (EMS) (e.g., ride-hailing, on-demand mobility services, shared vehicles, self-driving cars) in reducing energy and alleviating traffic congestion in a number of different transportation scenarios [6]–[10]. Zardini et al [11] provide a comprehensive review of the methods and tools that model and solve problems related to smart mobility-on-demand systems.

The cyber-physical nature (e.g., data and shared information) of EMS is associated with significant control challenges and gives rise to a new level of complexity in modeling and control [12]. Research efforts over the last twenty years

have tended to focus on the technological dimension. What is missing is a complementary theoretical study to the broader social implications of smart mobility. The impact of selfish social behavior in routing networks of regular and autonomous vehicles has been studied in [13]–[15]. Other efforts have addressed “how people learn and make routing decisions” with behavioral dynamics [16], [17]. A game-theoretic framework using sequential games was proposed to study the socioeconomic interactions as well as the different tradeoffs that emerge between the mobility stakeholders of a mobility “ecosystem” [18]. It seems though that the problem of how automation in mobility will affect the tendency to travel and decision making has not been adequately approached yet. In a recent study [19], it was shown that when daily commuters were offered a convenient and affordable taxi service for their travels, a change of behavior was noticed; the commuters adjusted their travel behavior and activities and used the taxi service considerably more often leading to a 83% overall increase in vehicle miles traveled. Along with other similar studies [20], [21] this shows that EMS will affect people’s tendency to travel and incentivize them to use cars more frequently, which potentially can also lead to a shift away from public transit.

In this paper, we are interested in one open question: *Can we develop an efficient multimodal mobility system that can enhance accessibility while controlling the ratio of travel demand over capacity and improve indirectly the well-being and safety of travelers, passengers, and drivers?* To address this question, we first need to understand the behavioral interactions of travelers with different modes of transportation along with the implications to system efficiency. Thus, we study the game-theoretic interactions of travelers seeking to travel in a transportation network comprised of roads used by different modes of transportation (e.g., cars, buses, light rail, and bikes). A key characteristic of our approach is that we adopt the Mobility-as-a-Service (MaaS) concept, i.e., a multimodal mobility system that handles centrally the travelers’ information and provides travel services (e.g., navigation, location, booking, payment). Our goal is to provide a game-theoretic framework that captures the most significant factors of a traveler’s decision making in a transportation network under two different behavioral models.

B. Literature Review

One of the standard approaches to alleviate congestion in a transportation system has been the management of demand size due to the shortage of space availability and scarce economic resources by imposing an appropriate *congestion pricing scheme* [22], [23]. Such an approach focuses primarily on intelligent and scalable traffic routing, in which the objective is to guide and coordinate decision makers in choosing

This work was supported by NSF under Grant CNS-2149520.

The authors are with the Department of Mechanical Engineering, University of Delaware, Newark, DE 19716 USA. {ichremos, andreas}@udel.edu.

routes [24]–[26] that leads to optimizing the routing decisions in a transportation network [27], [28]. Game theory has been one of the standard tools that can help us investigate the impact of selfish routing on efficiency and congestion [29], [30]. By adopting a game-theoretic approach, advanced systems have been proposed to assign decision makers concrete routes or minimize travel time and study a Nash equilibrium (NE) under different congestion pricing mechanisms [31]–[39].

An important and key theoretical approach in alleviating congestion is *routing/congestion games* [14], [40]–[43], which are a generalization of the standard resource-sharing game of an arbitrary number of resources in a network with a finite number of travelers. For example, each traveler may contribute a certain amount of traffic from a source to a destination and affect the overall congestion on a route, thus increasing the travel time for all other travelers. Another important class of games is *potential games*, first introduced in [44], which represent an important branch of game theory. In a potential game the incentive of all players to change their strategy can be expressed using a single global function called the “potential” function. The potential function depends on the action sets of all decision makers and captures the changes of utility as the actions vary. Potential games have been used extensively in wide-ranging applications; for example, tax schemes of public goods [45], economics of shallow lakes [46], electricity markets [47]. Routing/congestion and potential games have played an instrumental role in understanding competition over shared resources. Both classes of games has been studied in multiple disciplines to model transportation and communication networks [23], [48]–[50], common-pool resource games in economics [51], and resource dilemma problems in psychology [52], [53].

In cases where a resource fails (e.g., if a road is viewed as a resource then too many people using it may lead to a traffic jam) or there is uncertainty over the resource’s quantity/quality, the decision makers cannot collectively reach an efficient equilibrium. Resources with negative congestion externalities have been widely considered in congestion games [54], [55]. In this regard, our work deviates from the literature as we consider the overutilization of multiple different resources on each route in the transportation network as well as considering additional indirect costs to the travelers’ (e.g., waiting cost at a transport hub). In our modeling framework, we consider *negative congestion externalities* by supposing that if the number of co-travelers that utilize the same route or mode of transportation increases, then a traveler’s utility decreases [56], [57].

So far, most of the existing game-theoretical literature in transportation and routing/congestion games assumes that the decision-makers behavior follows the *rational choice theory*, i.e., each decision-maker is a risk-neutral, selfish, utility maximizer [58]. This seems to turn most transportation models quite unrealistic, as unexpected travel delays can lead to uncertainty in a traveler’s utility. More irrational decision making over uncertainties and risks in utility can play a significant role, and its study can help us understand how large-scale systems perform inefficiently. There is strong evidence with empirical experiments that show how a decision-maker’s

choices and preferences systematically may deviate from the choice and preferences of a decision-maker under the rational choice theory [59], [60]. This is because real-life decision making is seldomly truly rational, and biases affect how we make decisions. For example, decision makers compare the outcomes of their choices with a known expected amount of utility (called reference) and decide based on that reference whether their utility is a gain or loss. *Prospect theory* has laid down the theoretical foundations to study such biases and the subjective perception of risk in utility of decision makers (see the seminal papers [59], [61]). Prospect theory has been recognized as a closer-to-reality behavioral model for the decision making of humans and has been used in a wide range of applications and fields [60], [62], including recent studies in engineering [63]–[65]. There has also been considerable work at the intersection of transportation studies and prospect theory [66]–[68].

C. Contribution of this Paper

In this paper, we propose a game-theoretic framework for the travelers’ routing and travel-mode choices in a multimodal transportation network. We study the existence of a NE and the resulting inefficiencies of the travelers’ decision making. One of the most significant aims of our work is to show that although we cannot guarantee equilibrium uniqueness, we can provide an upper bound for the inefficiency that arises from the individual strategic interactions of the travelers. In particular, our modeling framework (called mobility game), considers the impacts of “negative congestion externalities” and waiting costs in the travelers’ decision making. That way, we offer an improved look at the socioeconomic factors that can affect the efficient and sustainable distribution of travel demand in a transportation network with multiple different modes of transportation (e.g., car, bus, light rail, bike). Moreover, we study the travelers’ decision making under two behavioral models: (1) rational choice theory, where decision makers are selfish and seek to maximize only their own utility; and (2) prospect theory, where the decision-makers’ biases and subjectivity is taken into account when decisions are made under risk.

The features that distinguish our work from the state of the art are as follows:

- 1) we model the interactions between travelers using a mobility game, a combination of a routing game and a potential game with travel-mode choices and coupled action sets (see Section II);
- 2) we take into account the traffic congestion cost factors using linear cost functions for the waiting time of travelers at different transport hubs; each transport hub allows a traveler to choose any of available modes of transportation to utilize for their travel needs (see Section II);
- 3) we introduce a mobility token-based pricing mechanism to control travel demand and study the inefficiencies at a NE by showing that a NE exists (Theorem 1) and deriving a bound that remains small enough as the number of travelers increases (Theorem 2); and

- 4) we incorporate a behavioral model (prospect theory) for the travelers' decision making under the uncertainty of the mobility tokens (Theorem 3).

D. Organization of the Paper

The remainder of the paper is structured as follows. First, in Section II, we present the mathematical formulation of our mobility game, which forms the basis of our theoretical study in this paper. Then, in Section III, we derive the properties of our mobility game showing NE existence and bounding the Price of Anarchy (PoA) in Subsection III-A. Then we prove that a NE exists under prospect theory in Subsection III-C. We validate our theoretical results with numerical simulations in Section IV. Finally, in Section V, we draw conclusions and offer a discussion of future research.

II. MODELING FRAMEWORK

We consider a mobility system of two finite, disjoint, and non-empty sets, (1) the set of travelers \mathcal{I} , $|\mathcal{I}| = I \in \mathbb{N}_{\geq 2}$, and (2) the set of mobility services by \mathcal{J} , $|\mathcal{J}| = J \in \mathbb{N}$. For example, $j \in \mathcal{J}$ can represent either a car, a bus, a light rail vehicle, or a bike. We consider that in our mobility game, $I < J$. The set of all mobility services \mathcal{J} can be partitioned to a finite number of disjoint subsets, each representing a specific type of a mobility service, i.e., $\mathcal{J} = \bigcup_{h=1}^H \mathcal{J}_h$, where $H \in \mathbb{N}$ is the total number of subsets of \mathcal{J} . For example, if there are only two modes of transportation, say cars and buses, then $\mathcal{J} = \mathcal{J}_1 \cup \mathcal{J}_2$, where \mathcal{J}_1 represents the subset of all available cars, and \mathcal{J}_2 represents the subset of all available buses.

Definition 1. The set of all different types of services is $\mathcal{H} = \{1, \dots, H\}$, $H \in \mathbb{N}$, where each element $h \in \mathcal{H}$ represents a possible travel option. We denote the type of service j used by traveler i by $h_i \in \mathcal{H}$.

For example, suppose $H = 4$. Then each element $h \in \mathcal{H}$ can be associated one-to-one to the elements of the set $\{\text{car, bus, light rail, bike}\}$.

Naturally, each service can accommodate up to a some finite number of travelers that is different for each type of services. So, we expect the "physical traveler capacity" of each service to vary significantly.

Definition 2. Each service $j \in \mathcal{J}$ is characterized by a current *physical traveler capacity*, i.e., $\varepsilon_j \in \{0, 1, 2, \dots, \bar{\varepsilon}_j\}$, where $\bar{\varepsilon}_j \in \mathbb{N}$ denotes the maximum traveler capacity of service j .

For example, one bus can provide travel services up to eighty travelers (seated and standing) compared to a bike-sharing company's bikes (one bike per traveler).

Travelers seek to travel in a transportation network represented by a directed multigraph $\mathcal{G} = (\mathcal{V}, \mathcal{E})$, where each node in \mathcal{V} represents a city area (neighborhood) with a "transport hub," i.e., a central place where travelers can use different modes of transportation. Each edge \mathcal{E} represents a sequence of city roads with public transit lanes. For our purposes, we think of $\mathcal{G} = (\mathcal{V}, \mathcal{E})$ as a representation of a smart city network with a road and public transit infrastructure. In network \mathcal{G} , any traveler $i \in \mathcal{I}$ seeks to travel from an origin $o \in \mathcal{V}$ to

a destination $d \in \mathcal{V}$ while making optional stops at a self-chosen transport hub $v_i \in \mathcal{V}$. So, on one hand, all travelers are associated with the same origin-destination pair (o, d) . On the other hand, travelers can make a stop along their route. Next, each type of mobility services $h \in \mathcal{H}$ is associated with a sequence of edges, i.e., a route that connects at least two nodes (or transport hubs). We say that there exists a set of routes for each traveler i where each route connects their origin-destination pair (o, d) and can be traveled by any mobility service. Formally, we have $\mathcal{P}^{(o,d)} \subset 2^{\mathcal{E}}$ to denote the set of routes available to traveler i in origin-destination (o, d) , where each route in $\mathcal{P}^{(o,d)}$ consists of a set of edges connecting o to d .

Each traveler $i \in \mathcal{I}$ seeks to travel in network \mathcal{G} using one of the available mobility services $j \in \mathcal{J}$ of type $h \in \mathcal{H}$. Thus, any traveler can choose the type of mobility service they prefer for their specific travel needs. This means that travelers compete with each other for the available services in the transportation network. For the purposes of this work, we restrict our attention to all available modes of transportation that use the road infrastructure. In addition, each transport hub (including the ones at (o, d)) allows travel by any mobility service (any mode of transportation), thus a traveler's travel preferences or needs can be satisfied by many and different mobility services (as one expects from a multimodal transportation network).

Selfish behavior, however, may lead to inefficiencies. Therefore, as part of our efforts to *control* the inefficiencies that arise from the travelers' selfishness (and thus control the emergence of rebound effects), under our modeling framework we introduce the idea of "mobility tokens" to incentivize travelers to use services in public transit for their travel needs. Informally, each transport hub starts with a budget, collects payments for services, and then provides monetary incentives (pricing mechanism) to travelers to ensure a *socially-efficient* utilization of services in the network. By "socially-efficient" we mean that the endmost collective travel outcomes must achieve two objectives: (i) respect and satisfy the travelers' preferences regarding mobility, and (ii) ensure the alleviation of congestion in the system. We formalize the idea of mobility tokens in the following definitions.

Definition 3. Each traveler i starts with a *mobility wallet* represented in monetary units by $\theta_i \in [0, \bar{\theta}_i]$, where $\bar{\theta}_i \in \mathbb{R}_{>0}$ is the maximum amount of traveler i 's monetary units. Traveler i uses their wallet θ_i to pay for their travels in network \mathcal{G} .

Definition 4. Any traveler i is required to pay a ticket, called "mobility payment," for using a mobility service in network \mathcal{G} . This mobility payment is function $\pi_i : \mathcal{H} \times \mathbb{N} \rightarrow \mathbb{R}_{\geq 0}$, where $0 \leq \pi_i(h_i, \varepsilon_j) \leq \bar{\theta}_i$.

Note that $\pi_i(h_i, \varepsilon_j)$ has the same monetary units as θ_i in Definition 3. Intuitively, a traveler i pays π_i for using mobility service j of type h_i . The mobility payment π_i of any traveler i varies extensively for each type of service h_i and increases fast as ε_j tends to $\bar{\varepsilon}_j$. To ensure our exposition is compact, we omit the arguments of $\pi_i(h_i, \varepsilon_j)$, and simply write π_i .

In our modeling framework, each traveler i pays for using a mobility service j of type h_i on route ρ_i with origin-

destination pair (o, d) making an optional stop at transport hub v_i . At each transport hub, available funds can be offered as mobility tokens to incentivize travelers to use public transit services. Our mobility game can be thought of as a static game that is played repeatedly [69], thus travelers are assumed to take different actions multiple times. Therefore, the pricing mechanism needs to consider both the payments of all travelers for each type of service and the available funds at each transport hub. We formalize this idea for the allocation of mobility payments and tokens for each traveler i by stating the following definition.

Definition 5. Suppose traveler $i \in \mathcal{I}$ chooses route $\rho_i \in \mathcal{P}(o, d)$ and makes a stop at transport hub v_i along that route using some service $j \in \mathcal{J}$ of type $h_i \in \mathcal{H}$. Then, the set of co-travelers at $v_i \in \mathcal{V}$ is $\mathcal{S}_{v_i} = \{k \in \mathcal{I} \mid v_k = v_i\}$.

In words, \mathcal{S}_{v_i} groups all travelers including traveler i who have made a stop at transport hub v_i . Next, we formally define the available budget at transport hub v_i .

Definition 6. Let $b(v_i) = \sum_{h \in \mathcal{H}} b(v_i, h)$, with $b(v_i, h) \in \mathbb{R}_{\geq 0}$, be the amount of tokens available for transactions at each transport hub v_i over all types of services.

Intuitively, $b(v_i)$ represents the available funds (e.g., after covering all expenses), in the same monetary units as θ_i and π_i , that a transport hub has to allocate to travelers. Practically, even though our proposed mobility game is not dynamic, $b(v_i)$ can be computed based on historical data (e.g., along similar lines presented in [70]) and thus capture the “demand” of services at a particular v_i . Each traveler $i \in \mathcal{I}$ starts with a mobility wallet θ_i and pays π_i while they can make a stop at transport hub v_i . The latter allows us to model transfers.

As it is typical in game theory, we can capture the travelers’ preferences of different outcomes using a “utility function.” Travelers are expected to act as utility maximizers. Thus, we can influence the travelers’ behavior by introducing a *control input* in the utility function. In our modeling framework, we consider a *mobility token-based pricing mechanism*, as a control input, that aims to reward or penalize each traveler i (either by increasing a traveler i ’s utility or decreasing it). We offer here an informal description of our pricing mechanism. The total excess amount of mobility tokens is $-b(v_i) + \sum_{i \in \mathcal{S}_{v_i}} \pi_i$. The total amount of mobility tokens at transport hub v_i excluding traveler i , i.e., $b(v_i) + \sum_{k \in \mathcal{S}_{v_i} \setminus \{i\}} \pi_k$. Given the available mobility tokens already present at v_i , we can redistribute the “mobility wealth” based on the types of services and roads utilized by the travelers as follows: we consider a quadratic-based pricing mechanism $\tau(v_i, \pi_i)$, defined formally next, which is the same for all travelers. Under this pricing function, the higher travel demand on transport hub v_i , the higher the incentive to use public transit. We allow τ to take negative values, and so travelers can get penalized if they choose a busy transport hub or a “high-demand” type of service (e.g., car). If a traveler has the means to pay (i.e., the traveller has a large mobility wallet), the pricing mechanism gathers the mobility payments and offers them to other travelers to use different mobility services (public transit). For example, when a traveler uses a bike they can earn tokens. This incentivizes

a sustainable allocation of services to all travelers. We offer the formal definition of the pricing mechanism next for the allocation of mobility tokens.

Definition 7. The pricing mechanism is a multivariable function $\tau \mapsto \mathbb{R}$ that depends on a traveler i ’s transport hub v_i and mobility payment π_i , and is explicitly given by

$$\tau(v_i, \pi_i) = \left(-b(v_i) + \sum_{i \in \mathcal{S}_{v_i}} \pi_i \right)^2 - \left(b(v_i) + \sum_{k \in \mathcal{S}_{v_i} \setminus \{i\}} \pi_k \right)^2. \quad (1)$$

Recall that the term $b(v_i)$ captures the demand of a transport hub v_i based on what types of services in general travelers have been using (e.g., if a transport hub has a lot of money, it means travelers use cars significantly).

Remark 1. If we expand (1) and simplify, we obtain the following relation

$$\tau(v_i, \pi_i) = \left(\pi_i + 2 \sum_{k \in \mathcal{S}_{v_i} \setminus \{i\}} \pi_k \right) \left(\pi_i - 2b(v_i) \right). \quad (2)$$

Obviously, as $b(v_i)$ increases, τ decreases (below zero) fast. This characteristic of (1) serves as a strong disincentive for travelers since τ can take very high negative values.

The pricing mechanism (1) redistributes wealth back to each traveler i based on what is available on the self-chosen transport hub v_i and how much travelers pay by taking into consideration traveler i ’s contribution at transport hub v_i .

Since the travelers’ objective is to maximize their payoff, we need a way to “incentivize” travelers to avoid decisions that may lead to an empty mobility wallet. Thus, we introduce an empty wallet “disincentive” for an arbitrary traveler i .

Definition 8. Given the current amount of mobility wallet θ_i of any traveler i , the *disincentive* of having an empty wallet is a decreasing function $g : [0, \bar{\theta}_i] \rightarrow \mathbb{R}$ given by

$$g(\theta_i) = \frac{\bar{\theta}_i}{\theta_i + \eta_i \pi_i}, \quad (3)$$

where $\eta_i \in (0, 1)$ is a socioeconomic characteristic of traveler i and affects the impact of how much they choose to spend or save in terms of their mobility wallet.

Definition 8 establishes mathematically a disincentive as a function where $\bar{\theta}_i$ is proportional to the sum of the current mobility wallet θ_i and the weighted mobility payment $\eta_i \pi_i$. We expect each traveler to avoid as much as possible an empty wallet; hence, (3) ensures to “penalize” travelers with a low mobility wallet θ_i while choosing to spend tokens $\eta_i \pi_i \approx \theta_i$. Thus, (3) grows fast as θ_i decreases. We offer now the formal definition of a traveler’s action set.

Definition 9. For an arbitrary traveler $i \in \mathcal{I}$, the action set is $\mathcal{A}_i = \mathcal{P}(o, d) \times \mathcal{V} \times \mathbb{R}_{\geq 0}$, where $\mathcal{P}(o, d)$ is the set of routes that connects traveler i ’s origin-destination pair (o, d) , \mathcal{V} is the set of nodes in network \mathcal{G} that includes all possible transports hubs v_i , and $\pi_i \in \mathbb{R}_{\geq 0}$ is the mobility payment of traveler i .

Note that, by Definition 9, the action set \mathcal{A}_i of an arbitrary traveler i is a coupled set with discrete values (route, transport hub, source/destination pair), and continuous values (mobility payment). Thus, the action profile $a_i \in \mathcal{A}_i$ of traveler $i \in \mathcal{I}$ is a vector of discrete and continuous values. We write $\mathcal{A} = \mathcal{A}_1 \times \mathcal{A}_2 \times \dots \times \mathcal{A}_I$ for the Cartesian product of all the travelers' action sets. We write $a_{-i} = (a_1, a_2, \dots, a_{i-1}, a_{i+1}, \dots, a_I)$ for the action profile that excludes traveler $i \in \mathcal{I}$. Next, for the aggregate action profile, we write $a = (a_i, a_{-i})$, $a \in \mathcal{A}$. We also denote by a^* , a^{Nash} an action profile at a social optimum and at a NE, respectively.

Next, we introduce a travel time latency function to capture the congestion cost that travelers may experience.

Definition 10. Let the total number of services of all types $h = 1, \dots, H$ on road $e \in \mathcal{E}$ with at least one traveler be $J_e = \sum_{h \in \mathcal{H}} \omega_h |\mathcal{J}_{e,h}|$, where $\mathcal{J}_{h,e}$ is the set of all services on road e of type h , and $(\omega_h)_{h \in \mathcal{H}}$, $\omega_h \in [0, 1]$ are weight parameters that depend on the type h to capture the different impact of services on the traffic. Then, the travel time latency function is a strictly increasing linear function $c_e : \mathbb{N} \rightarrow \mathbb{R}$, with explicit form $c_e(J_e) = \xi_1 J_e + \xi_2$, where ξ_1, ξ_2 are constants.

Notice that we assume linearity in the travel time latency functions c_e , which is not unique in the literature [68], [71], [72]. The justification behind linearity is that it is the simplest yet most useful way for a mathematical analysis to capture the travel costs in terms of distance or road capacity and the traffic congestion costs. The choice of the constants ξ_1 and ξ_2 play an important role, namely ξ_2 can represent the length of road e and ξ_1 normalizes the number of services on road e so that both components of c_e have the same units.

We can now formally define the utility of any traveler $i \in \mathcal{I}$.

Definition 11. The utility $u_i : \mathcal{A} \rightarrow \mathbb{R}$ of traveler $i \in \mathcal{I}$ is what traveler i receives under the risk-neutral setting given by

$$u_i(a) = \tau(v_i, \pi_i) - g(\theta_i) - \zeta_1 \left(\sum_{e \in \rho_i; \rho_i \in \mathcal{P}(o,d)} c_e(J_e) \right) - \zeta_2 \left(\frac{|\mathcal{S}_{v_i}|}{\sigma(v_i, h_i)} \right), \quad (4)$$

where $\sigma(v_i, h_i)$ is the rate of travel service at transport hub v_i for type of service h_i (how many travelers per hour can travel using type of service h_i from transport hub v_i), and $\zeta_1, \zeta_2 \in \mathbb{R}$ are unit parameters that transform time to money (that way the units of (4) are consistent).

Note that both constants ζ_1, ζ_2 get absorbed by the constants of function c_e (as defined in Definition 10) and parameter σ , respectively. So, we can safely omit them from the mathematical analysis. In (4), the first term represents the pricing mechanism and is the amount of mobility tokens redistributed to traveler i for paying π_i . The second term is the disincentive as defined in Definition 8, and the third term is the congestion cost of traveler i due to traffic on road e . Finally, the last term in (4) is a waiting cost for joining transport hub v_i , where the number of travelers at transport hub v_i is proportional to the rate of travel service at transport hub v_i .

Next, we characterize the mobility game in our modeling framework.

Definition 12. The mobility game is fully characterized by the tuple $\mathcal{M} = \langle \mathcal{I}, \mathcal{J}, (\mathcal{A}_i)_{i \in \mathcal{I}}, (u_i)_{i \in \mathcal{I}} \rangle$, a collection of sets of travelers, mobility services, actions, and a profile of utilities.

The mobility game \mathcal{M} is a non-cooperative repeated routing game with a multimodal transportation network and coupled action sets. The travelers have a travel-mode choice to make that will satisfy their travel needs. The benefit of ensuring that our mobility game \mathcal{M} is a repeated game is that it eliminates the possibility of unassigned travelers. At this point also, we clarify the *information structure* of the mobility game \mathcal{M} ("who knows what?" [73]). All travelers have complete knowledge of the mobility system (network, travel time latencies and waiting costs, and utility functions). Each traveler knows their own information (action and utility) as well as the information of other travelers. For the purposes of our work, we observe that a NE is most fitting to apply as a solution concept as it requires complete information.

III. ANALYSIS AND PROPERTIES

In this section, our goal is to establish the existence of at least one NE in the mobility game \mathcal{M} , derive an upper bound for the PoA, and perform a prospect theory analysis.

We start our exposition by providing a summary of two necessary preliminary concepts and results of game theory that we use throughout the paper.

Definition 13. A game \mathcal{M} is an *exact potential game* if there exists a potential function $\Phi : \mathcal{A} \rightarrow \mathbb{R}$ such that for all $i \in \mathcal{I}$, for all a_{-i} , and for all $a_i, a'_i \in \mathcal{A}_i$, we have

$$\Phi(a_i, a_{-i}) - \Phi(a'_i, a_{-i}) = u_i(a_i, a_{-i}) - u_i(a'_i, a_{-i}). \quad (5)$$

Definition 14. An action profile $a = (a_i, a_{-i})$ is called a *pure-strategy Nash equilibrium* for game \mathcal{M} if, for all $i \in \mathcal{I}$, we have $u_i(a_i, a_{-i}) \leq u_i(a'_i, a_{-i})$, for all $a'_i \in \mathcal{A}_i$.

The potential function Φ is a useful tool in showing whether a game has a NE and analyzing its properties. This is because by construction the effect on utility of any traveler's action is expressed by one function common for all travelers.

A. Existence of a Nash Equilibrium

In this subsection, we prove that for the mobility game \mathcal{M} , as defined in Definition 12, there exists at least one NE. The key idea of our proof is the use of a potential function, as defined in Definition 13, that captures the changes in utility of an arbitrary traveler that deviates in their action.

Theorem 1. *The mobility game \mathcal{M} admits a pure-strategy NE.*

Proof. See Appendix A. \square

Note that this existence result is not straightforward as the action set of any traveler is a coupled set composed of countable and uncountable subsets.

Corollary 1. *If the mobility game \mathcal{M} is played repeatedly, then the travelers' actions converge to a pure-strategy NE in finite time.*

Proof. This is a consequence of Theorem 1 and follows from Theorem 2.6 (pp. 33) in [74]. It is sufficient to note that the mobility game \mathcal{M} is a repeated routing game with complete information. So, at first, a traveler $i \in \mathcal{I}$ chooses their action a_i according to the existing information of the mobility system (travel time latencies, network congestion). Then any other traveler $k \in \mathcal{I}$ chooses their action a_k based on what traveler i has chosen to do and the information state of the mobility system is updated (who uses what route and what transport hub is busy and how many tokens are collected at each transport hub). In turn, traveler i can improve their action a_i to a'_i , which gives a chance to any other traveler k to improve too. Thus, since all travelers compete against each other for the best possible utility, the mobility game \mathcal{M} is guaranteed to reach at least one NE. \square

B. Price of Anarchy Analysis

An existence result (Theorem 1) leads to the problem of multiple NE and raises questions to the efficiency of each equilibrium. For example, an important concern is the efficiency of the equilibrium that the travelers will reach (as it is guaranteed by Corollary 1). To address this concern, we provide an analysis based on the *Price of Anarchy* (PoA) [75], which is one of the most widely-used metrics to measure the inefficiency in a system and provides an understanding of how the travelers' decision making affect the overall performance of the system. But first, we provide the formal definition of the PoA.

Definition 15. Let the *social welfare* of the mobility game \mathcal{M} be represented by $J(a) = \sum_{i \in \mathcal{I}} u_i(a)$. Then, the PoA is the ratio of the maximum optimal social welfare over the minimum social welfare at a NE, i.e.,

$$\text{PoA} = \frac{\max_{a \in \mathcal{A}} \sum_{i \in \mathcal{I}} u_i(a)}{\min_{a \in \mathcal{A}^{\text{Nash}}} \sum_{i \in \mathcal{I}} u_i(a)} \geq 1, \quad (6)$$

where $\mathcal{A}^{\text{Nash}}$ is the set of NE, which is guaranteed to be non-empty according to Theorem 1.

Next, we show that, for the mobility game \mathcal{M} , (6) is as low as possible at an arbitrary NE. Thus, it follows that our PoA result yields an upper bound for the inefficiencies at a NE of the mobility game \mathcal{M} .

Theorem 2. *Any inefficiencies of any NE of the mobility game \mathcal{M} remain low as close to a constant as the number of travelers I increases to infinity. Mathematically, we have*

$$\text{PoA} \leq 2 + \frac{5}{I} \sum_{v \in \mathcal{V}} \left(\sum_{h \in \mathcal{H}} b(v, h) \right)^2. \quad (7)$$

Proof. See Appendix D. \square

We discuss now the intuition behind Theorem 2. The travelers of the mobility game \mathcal{M} are considered selfish and non-cooperative, thus one important question is what will be the impact of selfishness in the efficiency of the mobility system. Since the existence of a NE is guaranteed by Theorem 1 and the mobility game \mathcal{M} converges to at least one NE, we can compare the level of inefficiency at a NE to the social optimum

(this is exactly what the PoA does). The bound we have derived in (7) under certain conditions ensures the mobility system's inefficiency is guaranteed to remain within a constant and as the number of travelers increases this bound becomes smaller and smaller. So, our modeling framework can ensure in a realistic setting (big city with road infrastructure) with a large number of travelers a sufficiently efficient operation of the mobility system as it could ideally be operated by a central authority "ordering" the travelers how to travel. Our bound in (7) is strong in the sense that it excludes any other possibility of an improvement in efficiency compared to what we can achieve at a NE. Furthermore, our mobility game \mathcal{M} is a special case of the model considered in [76], [77], in which the authors show that the bound is exact and tight.

C. Prospect Theory Analysis

In this subsection, we provide an introduction to prospect theory and its main concepts [62], [78]. We then incorporate prospect theory to our modeling framework. We are most interested in capturing the impact of uncertainty over the availability of mobility tokens at different transport hubs for the travelers' decision making.

One of the main questions prospect theory attempts to answer is how a decision-maker may evaluate different possible actions/outcomes under uncertain and risky circumstances. Thus, prospect theory is a descriptive behavioral model and focuses on three main behavioral factors:

- 1) *Reference dependence*: decision makers make decisions based on their utility, which is measured from the "gains" or "losses." However, the utility is a gain or loss relative to a reference point that may be unique to each decision maker. Thus, as it has been shown in experimental studies [62], the reference dependence captures the tendency of a decision-maker to be affected in their decisions by the *changes in attributes* than the *absolute magnitudes*. For example, shortest/average travel time between two locations.
- 2) *Diminishing sensitivity*: decision makers are more conservative in gains and more risky in losses. For example, a traveler may prefer to take a taxicab for a 40 minutes public transit commute and save 20 minutes. But, if the travel time is improved only slightly from 40 minutes to 38 minutes then the utility is not preferable.
- 3) *Loss aversion*: decision makers are sensitive to losses and attempt to avoid taking any decisions that might lead to even a small loss of utility.

One way to mathematize the above behavioral factors (1) - (3), is to consider an action by a decision-maker as a "gamble" with objective utility value $z \in \mathbb{R}$ (e.g., money). We say that this decision maker *perceives* z subjectively using a *value function* [61], [79]

$$\nu(z) = \begin{cases} (z - z_0)^{\beta_1}, & \text{if } z \geq z_0, \\ -\lambda(z_0 - z)^{\beta_2}, & \text{if } z < z_0, \end{cases} \quad (8)$$

where z_0 represents a reference point, $\beta_1, \beta_2 \in (0, 1)$ are parameters that represent the diminishing sensitivity. Both β_1, β_2 shape (8) according to the observed behavior of the

decision makers, i.e., how conservative are the decision makers in gains and how risky in losses. We observe that (8) is concave in the domain of gains and convex in the domain of losses. Moreover, $\lambda \geq 1$ reflects the level of loss aversion of decision makers (see Fig. 1).

Remark 2. *To the best of our knowledge, there does not exist a widely-agreed theory that determines and defines the reference dependence [59], [80], [81]. In engineering [68], [82], it is assumed that $z_0 = 0$ capturing a decision maker's expected status-quo level of the resources.*

As we discussed earlier in this subsection, prospect theory models the subjective behavior of decision makers under uncertainty and risk. Each objective utility $z \in \mathbb{R}$ is associated with a probabilistic occurrence, say $p \in [0, 1]$. Decision makers though are subjective and perceive p in different ways depending on its value. To capture this behavior, we introduce a strictly increasing function $w : [0, 1] \rightarrow \mathbb{R}$ with $w(0) = 0$ and $w(1) = 1$ called the *probability weighting function*. This function allows us to model how decision makers may overestimate decisions with small probabilities, i.e., $w(p) > p$ if p is close to 0, and how they may underestimate decisions of high probabilities, i.e., $w(p) < p$ if p is close to 1 (see Fig. 2). For the purposes of this work, we use the probability weighting function first introduced in [83],

$$w(p) = \exp(-(-\log(p))^{\beta_3}), \quad p \in [0, 1], \quad (9)$$

where $\beta_3 \in (0, 1)$ represents a *rational index*, i.e., the distortion of a decision-maker's probability perceptions. Mathematically, β_3 controls the curvature of the weighting function (see Fig. 2). Although there are many different formulations for the probability weighting function, we use (9) defined in [83] as it is a single-parameter function and it can be computed in polynomial time.

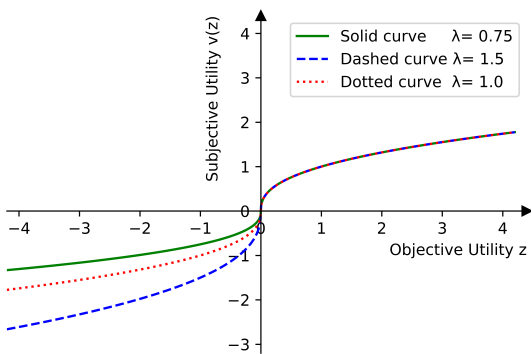


Fig. 1. The value function for three different values of λ .

Next, we define a *prospect* which is a tuple of the objective utility (gain or loss) and its probability of happening.

Definition 16. Suppose that there are $K \in \mathbb{N}$ possible outcomes available to a decision-maker and $z_k \in \mathbb{R}$ is the k th gain/loss of objective utility. Then a prospect ℓ_k is a tuple of the utilities and their respective probabilities

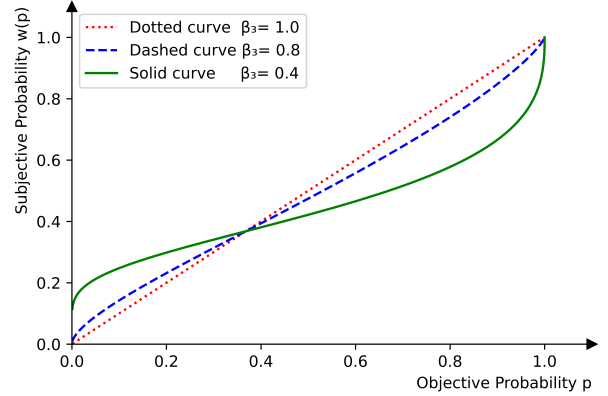


Fig. 2. The probability weighting function for three different values of the rational index β_3 .

$\ell_k = (z_0, z_1, z_2, \dots, z_K; p_0, p_1, p_2, \dots, p_K)$, where $k = 1, 2, \dots, K$. We denote the k th prospect more compactly as $\ell_k = (z_k, p_k)$. We have that $\sum_{k=0}^K p_k = 1$ and ℓ_k is well-ordered, i.e., $z_0 \leq z_1 \leq \dots \leq z_K$. Under prospect theory, the decision-maker evaluates their “subjective utility” as $u(\ell) = \sum_{0 \leq k \leq K} v(z_k)w(p_k)$, where $\ell = (\ell_k)_{k=1}^K$ is the profile of prospects of K outcomes.

In the remainder of this subsection, we apply the prospect theory to our modeling framework, clearly define the mobility outcomes (objective and subjective utilities), and then show that the prospect-theoretic mobility game \mathcal{M} admits a NE.

Travelers may be uncertain on the available amount of mobility tokens at any transport hub, that is why we we define a *mobility prospect* to represent as a random variable Z with objective utilities z_1, z_2, \dots, z_K and their probabilities p_1, p_2, \dots, p_K . Each z_k now represents the uncertain $b(v_i)$. In addition, the reference dependence of each traveler i is represented by $z_i^0 \in \mathbb{R}$. For any traveler i , the probability weighting function is $w_i : [0, 1] \rightarrow \mathbb{R}$ and the value function is $\nu_i(z_k, z_i^0) : \mathbb{R}^2 \rightarrow \mathbb{R}$, $k = 1, 2, \dots, K$. Thus, we have

$$\mathbb{E}[Z] = \sum_{k=1}^K \nu_i(z_k, z_i^0)w_i(p_k), \quad (10)$$

where $w_i(p_k)$ is given by (9), and

$$\nu_i(z_k, z_i^0) = \begin{cases} (z_k - z_i^0)^\beta, & \text{if } z_k \geq z_i^0, \\ -\lambda(z_i^0 - z_k)^\beta, & \text{if } z_k < z_i^0, \end{cases} \quad (11)$$

where $\beta = \beta_1 = \beta_2$. We can justify $\beta_1 = \beta_2$ in the above definition as it has been verified to produce extremely good results and the outcomes are consistent with the original data [61]. Next, we explicitly define the reference point for the mobility game \mathcal{M} as follows $z_i^0 = \left(\sum_{i \in \mathcal{S}_{v_i}} \pi_i \right)_2 - \left(\sum_{k \in \mathcal{S}_{v_i} \setminus \{i\}} \pi_k \right)_2$ where z_i^0 represents the ideal redistribution of wealth to traveler i (since no transport hub v_i should make a profit, i.e., $b(v_i) = 0$). For the random variable Z , we assume a

continuous distribution F with zero mean and a probability density function f , and explicitly have

$$Z = \left(\sum_{i \in \mathcal{S}_{v_i}} \pi_i - F \right)^2 - \left(\sum_{k \in \mathcal{S}_{v_i} \setminus \{i\}} \pi_k + F \right)^2. \quad (12)$$

So, by (10), we have $\mathbb{E}[Z] = \sum_{n \in \mathbb{R}} \nu_i(z(n), z_i^0) w_i(f(n))$, where $z(n)$ represents at each transport hub v_i of an arbitrary traveler i the realization of Z with $n \in \mathbb{R}$ available mobility tokens. The total utility now under prospect theory for a traveler i is

$$u_i^{\text{PT}}(a) = z_i^0 + \mathbb{E}[Z] - \frac{\bar{\theta}_i}{\theta_i + \eta_i \pi_i} - \sum_{e \in \rho_i: \rho_i \in \mathcal{P}(\sigma, d)} c_e(J_e) - \frac{|\mathcal{S}_{v_i}|}{\sigma(v_i, h_i)}. \quad (13)$$

Next, we show that our mobility game \mathcal{M} under prospect theory is guaranteed to have at least one NE.

Theorem 3. *The mobility game \mathcal{M} under prospect theory admits a pure-strategy NE.*

Proof. See Appendix E. \square

Corollary 2. *For the mobility game \mathcal{M} under prospect theory, the sequence of best responses of an arbitrary traveler $i \in \mathcal{I}$ converges to a NE.*

Proof. It is sufficient to note that the action set \mathcal{A}_i of any traveler i is compact, thus, it follows from the results in [44] that the sequence of best responses of any traveler $i \in \mathcal{I}$ converges to a NE. \square

Both Theorem 3 and Corollary 2 ensure that the mobility game \mathcal{M} under the prospect-theoretic behavioral model admits a NE and prospect-based travelers will eventually converge to it. Both results establish that we can still ensure that an equilibrium can be reached under certain conditions for the cost and pricing functions.

IV. SIMULATION RESULTS

In this section, we conduct a simulation study to demonstrate the theoretical results of our proposed game-theoretic framework. We consider a simple traffic network (see Fig. 3) with 5 directed roads $\{e_1, e_2, e_3, e_4, e_5\}$, 3 transport hubs $\{O, A, B\}$, and a final destination transport hub D . Note that there are three possible routes $\{e_1 - e_4, e_2 - e_5, e_2 - e_3 - e_4\}$. As it is standard, we consider two independent and identically distributed Gaussian distributions $F \sim N(0, 20)$ and $Q_i \sim N(0, 1)$ for the budget at different transport hubs and for the socioeconomic characteristic η_i , respectively. Also, we consider that all the travelers have identical wallets with $\theta_i = 10$, and $\bar{\theta}_i = 2$ for each i traveling from the origin O to the destination D (see Fig. 3).

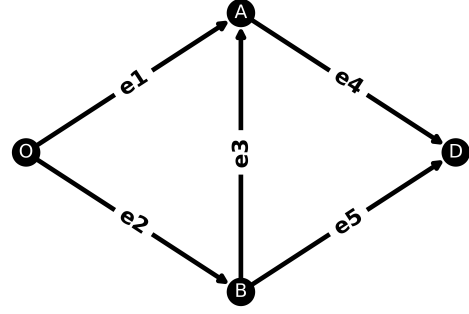


Fig. 3. A visualization of a simple transportation network $\mathcal{G} = (\mathcal{V}, \mathcal{E})$.

A. PoA under Rational Choice Theory

In Fig. 4, we illustrate how the PoA under the rational choice theory deviates as more travelers (up to $I = 12$) join the mobility system. In Fig. 5, we compare the outcomes for different choices of pricing and latency functions. Here, we let the number of travelers increase from $I = 2$ to $I = 12$, and then we compute the PoA with the same linear travel time latency function $c_e(J_e) = 5J_e + 3$ but with different pricing functions: (i) $\tau^{(1)}(v_i, \pi_i) = \left(\left(\sum_{i \in \mathcal{S}_{v_i}} \pi_i \right) - b(v_i) \right)^2 - \left(b(v_i) + \sum_{k \in \mathcal{S}_{v_i} \setminus \{i\}} \pi_k \right)^2$, and (ii) $\tau^{(2)}(v_i, \pi_i) = \left(\left(\sum_{i \in \mathcal{S}_{v_i}} \pi_i \right) - b(v_i) \right)^{2/3} - \left(b(v_i) + \sum_{k \in \mathcal{S}_{v_i} \setminus \{i\}} \pi_k \right)^{2/3}$. We observe that the non-linearity of the pricing functions worsens the PoA. However, we can still see that as the number of travelers increases, efficiency improves. This verifies our Theorem 2.

Remark 3. *Unfortunately, the promise of small inefficiency as the number of travelers increases (Theorem 2) cannot be guaranteed if we consider a quadratic travel time latency function or a highly non-linear pricing function that exhibits increased non-linearity.*

Given Remark 3, our modeling framework can be implemented in real-world mobility systems as long as we can control the nonlinearity in the travel time latencies and the pricing functions. Since nonlinearity in the functions can be seen to affect the PoA negatively by a considerable margin (see Fig. 5), it is most important how we model the travel time latency and the pricing functions.

For the network illustrated in Fig. 3 with $I = 12$ travelers, we summarize one instance of the mobility game \mathcal{M} with the NE strategies of each traveler in Table I. We have assumed at random that each transport hub starts with a budget of $b(O) = 0.9, b(A) = 0.8$, and $b(B) = 0.5$ for transport hubs O, A , and B , respectively. Table I can be read as follows: a NE strategy for traveler $i = 1$ is from O , take the route $\rho_1 = \{e_1 - e_4\}$ using a bike with a mobility price of $\tau = 1$, i.e., they receive mobility tokens in the amount of \$1.

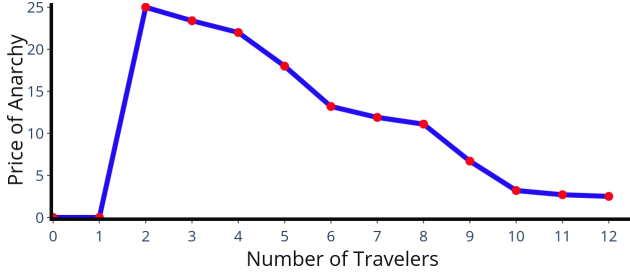


Fig. 4. Price of Anarchy computed using (6) with respect to the number of travelers.

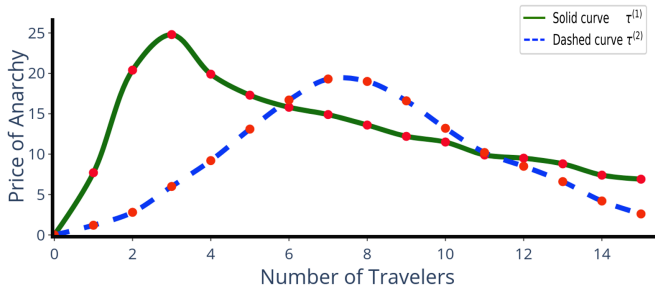


Fig. 5. Price of Anarchy computed using (6) with respect to the number of travelers under different pricing mechanisms: $\tau^{(1)}$ and $\tau^{(2)}$.

B. PoA under Prospect Theory

In this subsection, we perform a PoA simulation study under prospect theory. We consider the same network as before (see Fig. 3) and $I = 12$ travelers. For simplicity, all travelers have the same weighting and valuation functions given by (9) and (11), respectively, where $(\beta_1, \beta_2, \lambda) = (0.88, 0.88, 2.25)$. All three specific values are the ones recommended by experimental studies on human subjects [84]. In Fig. 6, we have compared the PoA to the rational index β_3 and observe the somewhat random perturbations of the PoA depending on β_3 . Since β_3 represents the distortion of a decision-maker's probability perceptions (where 0 means irrationality), it is expected to see great deviations in the efficiency of the mobility system. When travelers are considered neither rational or irrational ($\beta_3 \approx 0.5$) we may get more inefficient NE even though the social optimum is evaluated at maximum rationality ($\beta_3 = 1$).

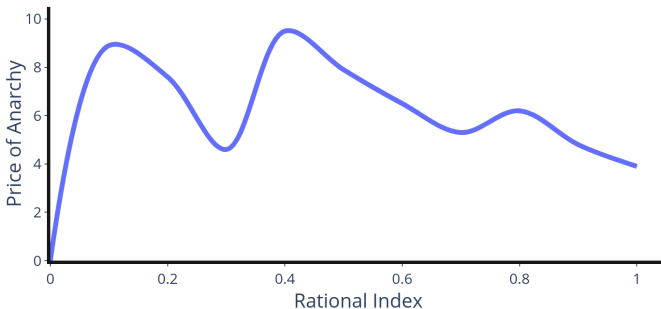


Fig. 6. PoA with respect to the *rational index* β_3 under prospect theory.

i	h_i	ρ_i^1	ρ_i^2	ρ_i^3	τ
1	bike	1	0	0	1.0
2	bike	1	0	0	1.0
3	bike	1	0	0	1.0
4	bus	0	0	1	0.75
5	bus	0	0	1	0.75
6	bus	0	0	1	0.75
7	car	0	1	0	-2.5
8	car	0	1	0	-3.5
9	car	0	1	0	-3.5
10	car	0	1	0	-3.5
11	car	0	1	0	-5.25
12	car	0	1	0	-5.25

TABLE I

MOBILITY GAME \mathcal{M} AT NE WITH 12 TRAVELERS, 3 POSSIBLE ROUTES $\{\rho_1 = e1 - e4, \rho_2 = e2 - e5, \rho_3 = e2 - e3 - e4\}$, 3 TRANSPORT HUBS $\{O, A, B\}$, AND A FINAL DESTINATION HUB D .

V. CONCLUDING REMARKS

In this paper, we proposed a game-theoretic framework (called mobility game) to study the behavioral interactions of travelers in a multimodal transportation network. First, we formulated a repeated non-cooperative routing game with a finite number of travelers. In our first result, we showed that the mobility game admits a NE under the rational choice theory. In our second result, we derived a bound for the PoA. Although we cannot have uniqueness at an equilibrium, our upper bound guarantees that the inefficiencies is as low as possible if the number of travelers is large enough (which is naturally expected in a mobility system). Next, we extended our framework to consider the subjective behavior of travelers under prospect theory, and showed that our mobility game admits a NE. Finally, we performed a simulation study under different mobility scenarios and behavioral models and showed how the PoA deviates as the number of travelers increases.

A. Implementation

In this subsection, we outline how our proposed framework can be potentially implemented. We consider a major metropolitan area with an extensive road and public transit infrastructure; a good example is Boston. Several key areas in Boston are connected by roads, buses, light rail, and bikes. These areas can serve as transport hubs from which travelers can utilize any of the available modes of transportation. We can apply the MaaS concept and offer on each transport hub travel services (e.g., navigation, location, booking, payment) to all passing travelers. Information can be shared among all travelers via a "mobility app," which allows travelers to access the services on the transport hubs. Using this app, travelers will be able to pay for their travel needs and, at the same time, receive mobility tokens. For example, a traveler who informs the app and uses a bike multiple times (per day or per week) can receive mobility tokens. In addition, travelers travel multiple times and interact with each other more than once. So, travelers seek to move from one place to another while competing with many other travelers, use the transport hubs to access their preferred mode of transportation, and pay using a mobility app. Each mode of transportation offers different benefits in utility; for example, a car is more convenient than

a bus and is expected to be in high demand. This naturally will lead to inefficiency and congestion.

The mobility game \mathcal{M} with the utility structure as defined in (4) captures the key factors that may play a role in a traveler's decision making. It can be seen by Theorem 1 and Corollary 1 that an equilibrium exists and can be reached by the travelers without direct intervention from a central authority. The particular pricing mechanism we have proposed in (1) ensures all travelers with the computational power of their cellphone can quickly derive the NE strategy (route, transport hub, payment). This is important as we can avoid solving a mixed-integer nonlinear program for all the travelers in the mobility system. In addition, by Theorem 2 we can guarantee that the inefficiency of the mobility system stays low as long as the number of travelers remains large (something that is expected in a typical mobility system). We can see from the simulation results (Figs. 4 and 5) that under different pricing mechanisms (different quadratic functions), the PoA decreases by a considerable margin as we increase the number of travelers. Thus, even though we cannot guarantee the uniqueness of a NE, we can ensure that all NE are similarly efficient and nearly as efficient as the social optimum as long as the number of travelers is high.

Using prospect theory, we can also consider how a traveler can feel uncertain about whether they may receive mobility tokens for choosing a more sustainable mode of transportation (e.g., bike). Under certain conditions, we show that indeed a NE exists (Theorem 3) and it can be reached by the travelers as they can travel from the hub that is nearest to their home to the hub that is nearest to their work (Corollary 2). Thus, our modeling framework is proved to lead to a NE under two different behavioral models and capture the impact of the travelers' decision making.

B. Limitations and Future Work

One important limitation of our framework is the assumption of complete information. Realistically, we cannot expect travelers to have accurate and complete knowledge of other travelers or the system's capabilities (network, road capacities). A potential direction for future research should relax this assumption by only allowing travelers to know their own actions and utilities. This is a standard technique in Bayesian game-theoretic analyses. Another interesting direction for future research is to expand the current framework by explicitly designing the socially-efficient pricing functions to achieve the best possible equilibrium in the mobility system using techniques from mechanism design. Furthermore, to showcase the benefits of the proposed game-theoretic modeling framework a necessary extension of our work is using machine learning techniques [85]–[89] with real-life data.

ACKNOWLEDGMENT

The authors would like to thank the anonymous reviewers for their constructive and valuable comments and suggestions that helped improve the quality and presentation of the paper.

APPENDIX A PROOF OF THEOREM 1

Proof. As it is standard in existence of NE results for potential games (see Chapter 2 [74]), we start by stating the explicit form of the potential function for the mobility game \mathcal{M} , i.e.,

$$\Phi(a) = \sum_{v \in \mathcal{V}} \left(b(v) + \sum_{i \in \mathcal{S}_v} \pi_i \right)^2 - \sum_{i \in \mathcal{I}} \frac{\bar{\theta}_i}{\theta_i + \eta_i \pi_i} - \sum_{e \in \mathcal{E}} \sum_{k=1}^{J_e} c_e(k) - \sum_{v \in \mathcal{V}} \sum_{i \in \mathcal{I}} \frac{|\mathcal{S}_v|(|\mathcal{S}_v| + 1)}{2\sigma(v, h_i)}, \quad (14)$$

Our goal now is to verify Definition 13, thus show that \mathcal{M} is a potential game. Mathematically, for an arbitrary traveler i and for any two actions $a_i = (\rho_i \in \mathcal{P}^{(o,d)}, v_i, \pi_i)$ and $a'_i = (\rho'_i \in \mathcal{P}^{(o,d)}, v'_i, \pi'_i)$, we need to show $\Phi(a_i, a_{-i}) - \Phi(a'_i, a_{-i}) = u_i(a_i, a_{-i}) - u_i(a'_i, a_{-i})$.

Note here that any traveler i that deviates in their action a_i to a'_i either by changing their route ρ_i to ρ'_i that does not require an additional service j on any new roads $e \in \rho'_i$, then traveler i 's impact to congestion is negligible. Thus, traveler i can change routes and still travel along an existing service j in road $e \in \rho'_i$ if that service j has not reached its maximum capacity $\bar{\epsilon}_j$. Now if traveler i changes their route from ρ_i to ρ'_i and the traveler capacities of all services on that route are not maxed out, then the number of services J_e does not change in the roads that remain the same along both routes (any $e \in \rho_i \cap \rho'_i$). However, the number of services J_e increases by one in any roads $e \in \rho'_i \setminus \rho_i$ since we require an additional service j in road e for traveler i . Thus, we have $\sum_{e \in \rho'_i} c_e(J_e) = \sum_{e \in \rho'_i \cap \rho_i} c_e(J_e) + \sum_{e \in \rho'_i \setminus \rho_i} c_e(J_e + 1)$.

If traveler i changes their transport hub v_i to v'_i , then their new waiting cost is $\frac{|\mathcal{S}_{v'_i}| + 1}{\sigma(v'_i, h)}$, where $\mathcal{S}_{v'_i} = \{k \in \mathcal{I} \setminus \{i\} \mid v_k = v'_i\}$. Along the same lines for π_i and π'_i and we can write

$$u_i(a'_i, a_{-i}) = \left(-b(v'_i) + \pi'_i + \sum_{k \in \mathcal{S}_{v'_i} \setminus \{i\}} \pi_k \right)^2 - \left(b(v_i) + \sum_{k \in \mathcal{S}_{v_i} \setminus \{i\}} \pi_k \right)^2 - \frac{\bar{\theta}_i}{\theta_i + \eta_i \pi'_i} - \frac{|\mathcal{S}_{v'_i}|}{\sigma(v'_i, h_i)} - \left[\sum_{e \in \rho'_i \cap \rho_i} c_e(J_e) + \sum_{e \in \rho'_i \setminus \rho_i} c_e(J_e + 1) \right]. \quad (15)$$

We subtract (15) from (4) to get

$$\begin{aligned}
u_i(a_i, a_{-i}) - u_i(a'_i, a_{-i}) = & \left(-b(v_i) + \sum_{i \in \mathcal{S}_{v_i}} \pi_i \right)^2 - \left(b(v_i) + \sum_{k \in \mathcal{S}_{v_i} \setminus \{i\}} \pi_k \right)^2 \\
& - \left(-b(v'_i) + \pi'_i + \sum_{k \in \mathcal{S}_{v'_i} \setminus \{i\}} \pi_k \right)^2 + \left(b(v'_i) + \sum_{k \in \mathcal{S}_{v'_i} \setminus \{i\}} \pi_k \right)^2 \\
& - \sum_{e \in \rho_i \setminus \rho'_i} c_e(J_e) + \sum_{e \in \rho'_i \setminus \rho_i} c_e(J_e + 1) \\
& - \frac{|\mathcal{S}_{v_i}|}{\sigma(v_i, h_i)} + \frac{|\mathcal{S}_{v'_i}| + 1}{\sigma(v'_i, h_i)} + \frac{\eta_i \bar{\theta}_i (\pi_i - \pi'_i)}{(\theta_i + \eta_i \pi_i)(\theta_i + \eta_i \pi'_i)}, \quad (16)
\end{aligned}$$

where $\sum_{e \in \rho_i \setminus \rho'_i} c_e(J_e) = \sum_{e \in \rho_i} c_e(J_e) - \sum_{e \in \rho'_i \cap \rho_i} c_e(J_e)$. Now, we denote all four components of (14) as follows: $\phi_1 = \sum_{v \in \mathcal{V}} (-b(v) + \sum_{i \in \mathcal{S}_v} \pi_i)^2$, $\phi_2 = -\sum_{i \in \mathcal{I}} \frac{\bar{\theta}_i}{\theta_i + \eta_i \pi_i}$, $\phi_3 = -\sum_{e \in \mathcal{E}} \sum_{k=1}^{J_e} c_e(k)$, and $\phi_4 = -\sum_{v \in \mathcal{V}} \sum_{i \in \mathcal{I}} \frac{|\mathcal{S}_v|(|\mathcal{S}_v|+1)}{2\sigma(v, h_i)}$. Step by step, we compute the difference of all four different ϕ 's under a_i and a'_i as follows

$$\begin{aligned}
\phi_1(a_i, a_{-i}) - \phi_1(a'_i, a_{-i}) = & \left(-b(v_i) + \sum_{i \in \mathcal{S}_{v_i}} \pi_i \right)^2 \\
& - \left(b(v_i) + \sum_{k \in \mathcal{S}_{v_i} \setminus \{i\}} \pi_k \right)^2 - \left(-b(v'_i) + \pi'_i + \sum_{k \in \mathcal{S}_{v'_i} \setminus \{i\}} \pi_k \right)^2 \\
& + \left(b(v'_i) + \sum_{k \in \mathcal{S}_{v'_i} \setminus \{i\}} \pi_k \right)^2, \quad (17)
\end{aligned}$$

$$\begin{aligned}
\phi_2(a_i, a_{-i}) - \phi_2(a'_i, a_{-i}) = & -\sum_{i \in \mathcal{I}} \frac{\bar{\theta}_i}{\theta_i + \eta_i \pi_i} + \left[\sum_{k \in \mathcal{I} \setminus \{i\}} \frac{\bar{\theta}_k}{\theta_k + \eta_k \pi_k} + \frac{\bar{\theta}_i}{\theta_i + \eta_i \pi'_i} \right] \\
= & \sum_{i \in \mathcal{I}} \frac{\eta_i \bar{\theta}_i (\pi_i - \pi'_i)}{(\theta_i + \eta_i \pi_i)(\theta_i + \eta_i \pi'_i)}. \quad (18)
\end{aligned}$$

$$\begin{aligned}
\phi_3(a_i, a_{-i}) - \phi_3(a'_i, a_{-i}) = & -\sum_{e \in \mathcal{E}} \sum_{k=1}^{J_e} c_e(k) + \sum_{e \in \mathcal{E} \setminus \{e \in \rho'_i\}} \sum_{k=1}^{J_e-1} c_e(k) + \sum_{e \in \mathcal{E} \setminus \{e \in \rho_i\}} \sum_{k=1}^{J_e+1} c_e(k) \\
= & -\sum_{e \in \rho_i \setminus \rho'_i} c_e(J_e) + \sum_{e \in \rho'_i \setminus \rho_i} c_e(J_e + 1), \quad (19)
\end{aligned}$$

$$\begin{aligned}
\phi_4(a_i, a_{-i}) - \phi_4(a'_i, a_{-i}) = & \sum_{v \in \mathcal{V}} \sum_{i \in \mathcal{I}} \frac{|\mathcal{S}_v|(|\mathcal{S}_v|+1)}{2\sigma(v, h_i)} \\
& - \sum_{v \in \mathcal{V} \setminus \{v_i\} \cup \{v'_i\}} \sum_{k \in \mathcal{I} \setminus \{i\}} \left[\frac{|\mathcal{S}_v|(|\mathcal{S}_v|+1)}{2\sigma(v, h_k)} \right] - \frac{|\mathcal{S}_{v_i}|(|\mathcal{S}_{v_i}|-1)}{2\sigma(v_i, h_i)} \\
& - \frac{(|\mathcal{S}_{v'_i}|+1)(|\mathcal{S}_{v'_i}|+2)}{2\sigma(v'_i, h_i)} = \frac{|\mathcal{S}_{v_i}|}{\sigma(v_i, h_i)} - \frac{|\mathcal{S}_{v'_i}|+1}{\sigma(v'_i, h_i)}, \quad (20)
\end{aligned}$$

We define $\Phi(a_i, a_{-i}) - \Phi(a'_i, a_{-i}) = \sum_{k=1}^4 [\phi_k(a_i, a_{-i}) - \phi_k(a'_i, a_{-i})]$. We take the sum of (17) - (20) and thus, we obtain $\Phi(a_i, a_{-i}) - \Phi(a'_i, a_{-i}) = u_i(a_i, a_{-i}) - u_i(a'_i, a_{-i})$. This proves that the mobility game \mathcal{M} is a potential game and so following from key results (see [74]) we conclude that \mathcal{M} admits a pure-strategy NE. \square

APPENDIX B PROOF OF LEMMA 1

Lemma 1. Let $a_i^* = (\rho_i^*, v_i^*, \pi_i^*)$ denote the optimal action of traveler i , $\tilde{b}^2 = \sum_{v \in \mathcal{V}} (\sum_{h \in \mathcal{H}} b(v, h))^2 = \sum_{v \in \mathcal{V}} (b(v))^2$ and $J_3(a^*) = \sum_{i \in \mathcal{I}} \left[\left(-b(v_i^*) + \sum_{i \in \mathcal{S}_{v_i^*}} \pi_i^* \right)^2 - \left(b(v_i^*) + \sum_{k \in \mathcal{S}_{v_i^*} \setminus \{i\}} \pi_k^* \right)^2 + \frac{\bar{\theta}_i}{\theta_i + \eta_i \pi_i^*} \right]$. Then, we have

$$\begin{aligned}
& \sum_{i \in \mathcal{I}} \left[\left(-b(v_i^*) + \pi_i^* + \sum_{k \in \mathcal{S}_{v_i^*} \setminus \{i\}} \pi_k^* \right)^2 - \left(b(v_i^*) + \sum_{k \in \mathcal{S}_{v_i^*} \setminus \{i\}} \pi_k^* \right)^2 - \frac{\bar{\theta}_i}{\theta_i + \eta_i \pi_i^*} \right] \\
& \leq \frac{1}{2} \sqrt{(\tilde{b}^2 + 2J_3(a^{Nash}))(\tilde{b}^2 + 2J_3(a^*))} - J_3(a^*) + \frac{\tilde{b}^2}{2} \\
& \quad - \frac{\tilde{b}}{2} \left(\sqrt{\tilde{b}^2 + 2J_3(a^{Nash})} + \sqrt{\tilde{b}^2 + 2J_3(a^*)} \right). \quad (21)
\end{aligned}$$

Proof. At social optimum, the pricing mechanism is given by

$$\begin{aligned}
\tau(v_i^*, \pi_i^*) = & \left(\sum_{i \in \mathcal{S}_{v_i^*}} \pi_i^* - b(v_i^*) \right)^2 - \left(\sum_{k \in \mathcal{S}_{v_i^*} \setminus \{i\}} \pi_k^* + b(v_i^*) \right)^2 \\
= & \left(-b(v_i^*) + \pi_i^* + \sum_{k \in \mathcal{S}_{v_i^*} \setminus \{i\}} \pi_k^* \right)^2 - \left(b(v_i^*) + \sum_{k \in \mathcal{S}_{v_i^*} \setminus \{i\}} \pi_k^* \right)^2 \\
= & 2\pi_i^* b(v_i^*) + (\pi_i^*)^2 + 2\pi_i^* \sum_{k \in \mathcal{S}_{v_i^*} \setminus \{i\}} \pi_k^*. \quad (22)
\end{aligned}$$

Summing over all travelers now gives

$$\begin{aligned}
& \sum_{i \in \mathcal{I}} \left[(\pi_i^*)^2 + 2\pi_i^* \sum_{k \in \mathcal{S}_{v_i^*} \setminus \{i\}} \pi_k^* + 2\pi_i^* b(v_i^*) \right] \\
= & \sum_{v \in \mathcal{V}} \left(2 \left(\sum_{i \in \mathcal{S}_v} \pi_i^* \right)^2 - \sum_{i \in \mathcal{S}_v} (\pi_i^*)^2 \right) + 2 \sum_{i \in \mathcal{I}} \pi_i^* b(v_i^*) \\
= & \sum_{v \in \mathcal{V}} \left(2 \left(\sum_{i \in \mathcal{S}_v} \pi_i^* \right)^2 - \sum_{i \in \mathcal{S}_v} (\pi_i^*)^2 \right) + 2 \sum_{v \in \mathcal{V}} b(v) \sum_{i \in \mathcal{S}_v} \pi_i^*. \quad (23)
\end{aligned}$$

Note that $\tau(v_i^*, \pi_i^*) = J_3(a^*) - \sum_{i \in \mathcal{I}} \frac{\bar{\theta}_i}{\theta_i + \eta_i \pi_i^*}$. So, we use the Cauchy-Schwarz inequality to bound (23), i.e.,

$$J_3(a^*) - \sum_{i \in \mathcal{I}} \frac{\bar{\theta}_i}{\theta_i + \eta_i \pi_i^*} \leq 2 \sum_{v \in \mathcal{V}} \left(\sum_{i \in \mathcal{S}_{v^*}} \pi_i^* \right)^2 - \sum_{i \in \mathcal{I}} (\pi_i^*)^2 + 2 \sqrt{\sum_{v \in \mathcal{V}} (b(v))^2 \sum_{v \in \mathcal{V}} \left(\sum_{i \in \mathcal{S}_{v^*}} \pi_i^* \right)^2}. \quad (24)$$

For any traveler i , it is always true that $\frac{\bar{\theta}_i}{\theta_i + \eta_i \pi_i^*} > 0$ and $\pi_i^* \geq 0$ and also $\tilde{b}^2 = \sum_{v \in \mathcal{V}} (b(v))^2$. Thus, (24) simplifies to

$$\frac{1}{2} J_3(a^*) \leq \sum_{v \in \mathcal{V}} \left(\sum_{i \in \mathcal{S}_{v^*}} \pi_i^* \right)^2 + \tilde{b} \sqrt{\sum_{v \in \mathcal{V}} \left(\sum_{i \in \mathcal{S}_{v^*}} \pi_i^* \right)^2}, \quad (25)$$

Note that (25) is a second-order polynomial with respect to $\sqrt{\sum_{v \in \mathcal{V}} \left(\sum_{i \in \mathcal{S}_{v^*}} \pi_i^* \right)^2}$. Thus, we compute the discriminant $\Delta^* = \tilde{b}^2 + 2J_3(a^*)$, where Δ^* denotes the discriminant at the social optimum, so clearly $\Delta^* \geq 0$. So, (25) simplifies to

$$2 \sqrt{\sum_{v \in \mathcal{V}} \left(\sum_{i \in \mathcal{S}_{v^*}} \pi_i^* \right)^2} \leq -\tilde{b} + \sqrt{\Delta^*}. \quad (26)$$

Now, we need to follow the same steps to obtain a similar relation as (26) for a NE. We have

$$2 \sqrt{\sum_{v \in \mathcal{V}} \left(\sum_{k \in \mathcal{S}_v} \pi_k \right)^2} \leq -\tilde{b} + \sqrt{\Delta}, \quad (27)$$

where $\Delta = \tilde{b}^2 + 2J_3(a^{\text{Nash}})$. The LHS of (21), if expanded, can be simplified as follows

$$\begin{aligned} & \sum_{i \in \mathcal{I}} \left[\left(-b(v_i^*) + \pi_i^* + \sum_{k \in \mathcal{S}_{v_i^*} \setminus \{i\}} \pi_k \right)^2 \right. \\ & \quad \left. - \left(b(v_i^*) + \sum_{k \in \mathcal{S}_{v_i^*} \setminus \{i\}} \pi_k \right)^2 - \frac{\bar{\theta}_i}{\theta_i + \eta_i \pi_i^*} \right] \\ & = 2 \sum_{i \in \mathcal{I}} \pi_i^* \sum_{k \in \mathcal{S}_{v_i^*} \setminus \{i\}} \pi_k + \sum_{i \in \mathcal{I}} (\pi_i^*)^2 + 2 \sum_{i \in \mathcal{I}} b(v_i^*) \pi_i^* \\ & \quad - \sum_{i \in \mathcal{I}} \frac{\bar{\theta}_i}{\theta_i + \eta_i \pi_i^*}. \quad (28) \end{aligned}$$

$$\begin{aligned} & 2 \sum_{i \in \mathcal{I}} \pi_i^* \sum_{k \in \mathcal{S}_{v_i^*} \setminus \{i\}} \pi_k - 2 \sum_{i \in \mathcal{I}} \pi_i^* \sum_{k \in \mathcal{S}_{v_i^*} \setminus \{i\}} \pi_k^* - J_3(a^*) \\ & = 2 \sum_{i \in \mathcal{I}} \pi_i^* \left(\sum_{k \in \mathcal{S}_{v_i^*}} \pi_k^* - \pi_i(v_i^*) - \left(\sum_{k \in \mathcal{S}_{v_i^*}} \pi_k^* - \pi_i^* \right) \right) \\ & \quad - J_3(a^*), \quad (29) \end{aligned}$$

where the first two components of (29) are equal to

$$\begin{aligned} & 2 \sum_{i \in \mathcal{I}} \pi_i^* \left(\sum_{k \in \mathcal{S}_{v_i^*}} \pi_k^* - \pi_i(v_i^*) - \left(\sum_{k \in \mathcal{S}_{v_i^*}} \pi_k^* - \pi_i^* \right) \right) = \\ & \quad 2 \sum_{i \in \mathcal{I}} \pi_i^* (\pi_i^* - \pi_i(v_i^*)) \\ & \quad + 2 \sum_{v \in \mathcal{V}} \left[\sum_{k \in \mathcal{S}_v} \pi_k^* \left(\sum_{k \in \mathcal{S}_v} \pi_k - \sum_{k \in \mathcal{S}_{v^*}} \pi_k^* \right) \right], \quad (30) \end{aligned}$$

where $\pi_i(v_i^*)$ denotes traveler i 's payment at an optimal v_i^* . Using (30), we impose an upper bound in (29)

$$\begin{aligned} & 2 \sum_{i \in \mathcal{I}} \pi_i^* \left(\sum_{k \in \mathcal{S}_{v_i^*}} \pi_k^* - \pi_i(v_i^*) - \left(\sum_{k \in \mathcal{S}_{v_i^*}} \pi_k^* - \pi_i^* \right) \right) \\ & \quad - J_3(a^*) \leq 2 \sum_{v \in \mathcal{V}} \left[\sum_{k \in \mathcal{S}_{v^*}} \pi_k^* \sum_{k \in \mathcal{S}_v} \pi_k \right] - J_3(a^*). \quad (31) \end{aligned}$$

We now upper bound the summations in (31) as follows

$$\begin{aligned} & \sum_{v \in \mathcal{V}} \left[\sum_{k \in \mathcal{S}_{v^*}} \pi_k^* \sum_{k \in \mathcal{S}_v} \pi_k \right] \leq \sqrt{\sum_{v \in \mathcal{V}} \left(\sum_{k \in \mathcal{S}_{v^*}} \pi_k^* \right)^2} \sum_{v \in \mathcal{V}} \sum_{k \in \mathcal{S}_v} \pi_k^2 \\ & \leq \frac{1}{2} \left(-\sqrt{\tilde{b}^2} + \sqrt{\Delta} \right) \left(-\sqrt{\tilde{b}^2} + \sqrt{\Delta^*} \right) \\ & = \frac{1}{2} \sqrt{\Delta \Delta^*} - \frac{\tilde{b}}{2} \left(\sqrt{\Delta} + \sqrt{\Delta^*} \right) + \frac{\tilde{b}^2}{2}, \quad (32) \end{aligned}$$

by the Cauchy-Schwarz inequality and relations (26) and (27). Finally, we substitute $\Delta = \tilde{b}^2 + 2J_3(a^{\text{Nash}})$ and $\Delta^* = \tilde{b}^2 + 2J_3(a^*)$ into (32) and with (31) we obtain the desired bound. \square

APPENDIX C PROOF OF LEMMA 2

Lemma 2. *We have*

$$\begin{aligned} \frac{J(a^*)}{J(a^{\text{Nash}})} & \leq \sqrt{\left(\frac{\tilde{b}^2}{I} + \frac{2J(a^*)}{J(a^{\text{Nash}})} \right) \left(\frac{\tilde{b}^2}{I} + 2 \right)} - 1 + \frac{\tilde{b}^2}{2I} \\ & \quad - \frac{\tilde{b}}{2\sqrt{I}} \left(\sqrt{\frac{\tilde{b}^2}{I} + \frac{2J(a^*)}{J(a^{\text{Nash}})}} + \sqrt{\frac{\tilde{b}^2}{I} + 2} \right). \quad (33) \end{aligned}$$

Proof. We can show this result by expanding and rearranging (33) to obtain a simplified relation. So, we have

$$\begin{aligned} \frac{J(a^*)}{J(a^{\text{Nash}})} & - \left(-1 + \frac{\tilde{b}^2}{2I} \right) + \frac{\tilde{b}}{2\sqrt{I}} \sqrt{\frac{\tilde{b}^2}{I} + 2} \\ & \leq \left(\sqrt{\frac{\tilde{b}^2}{I} + 2} + \frac{\tilde{b}}{2\sqrt{I}} \right) \sqrt{\frac{\tilde{b}^2}{I} + \frac{2J(a^*)}{J(a^{\text{Nash}})}}. \quad (34) \end{aligned}$$

We seek to solve for $\frac{J(a^*)}{J(a^{\text{Nash}})}$, so we remove the square roots by squaring both sides of (34), i.e.,

$$\frac{J(a^*)}{J(a^{\text{Nash}})} - 2(D + E^2) \frac{J(a^*)}{J(a^{\text{Nash}})} + \left(D^2 - \frac{\tilde{b}^2 E^2}{I} \right) \leq 0, \quad (35)$$

where $E = \sqrt{\frac{\tilde{b}^2}{I} + 2} + \frac{\tilde{b}}{2\sqrt{I}}$ and $D = \left(-1 + \frac{\tilde{b}^2}{2I}\right) - \frac{\tilde{b}}{2\sqrt{I}}\sqrt{\frac{\tilde{b}^2}{I} + 2}$. We solve (35) by noting the positivity of the coefficients to obtain

$$\frac{J(a^*)}{J(a^{\text{Nash}})} \leq E^2 + D + E\sqrt{E^2 + 2D + \frac{\tilde{b}^2}{I}}. \quad (36)$$

We observe that $E^2 + 2D + \frac{\tilde{b}^2}{I} \leq \left(E + \frac{D}{E} + \frac{\tilde{b}^2}{2EI}\right)^2$, and so, an upper bound exists for (36). Thus, we have $\frac{J(a^*)}{J(a^{\text{Nash}})} \leq 2E^2 + 2D + \frac{\tilde{b}^2}{2I}$. We substitute back both E and D and get

$$\begin{aligned} \frac{J(a^*)}{J(a^{\text{Nash}})} &\leq 2 + \frac{3\tilde{b}^2}{2I} + \frac{3\tilde{b}}{\sqrt{I}}\sqrt{\frac{\tilde{b}^2}{I} + 2} + \frac{5\tilde{b}^2}{2I} \\ &= 2 + \frac{4\tilde{b}^2}{I} + \frac{\tilde{b}}{\sqrt{I}}\sqrt{\frac{\tilde{b}^2}{I} + 2}. \end{aligned} \quad (37)$$

Hence, since $\frac{\tilde{b}^2}{I} + 2 \leq \left(\frac{\tilde{b}}{\sqrt{I}} + \frac{\sqrt{I}}{\tilde{b}}\right)^2$, the result follows. \square

APPENDIX D PROOF OF THEOREM 2

Proof. From Definition 14, we expand the RHS of $u_i(a_i^{\text{Nash}}, a_{-i}) \leq u_i(a_i^*, a_{-i})$ to get

$$\begin{aligned} u_i(a_i^*, a_{-i}) &= \left(-b(v_i^*) + \pi_i^* + \sum_{k \in \mathcal{S}_{v_i^*} \setminus \{i\}} \pi_k\right)^2 \\ &\quad - \left(b(v_i^*) + \sum_{k \in \mathcal{S}_{v_i^*} \setminus \{i\}} \pi_k\right)^2 - \sum_{e \in \rho_i^* \setminus \rho_i} c_e(J_e + 1) \\ &\quad - \sum_{e \in \rho_i^* \cap \rho_i} c_e(J_e) - \frac{|\mathcal{S}_{v_i^*}|}{\sigma(v_i^*, h_i)} - \frac{\bar{\theta}_i}{\theta_i + \eta_i \pi_i^*}, \end{aligned} \quad (38)$$

where $b(v_i^*)$ is the budget at an optimal v_i^* and $\mathcal{S}_{v_i^*} = \{k \in \mathcal{I} \mid v_k^* = v_i^*\}$. Summing over all travelers in (38) yields

$$J(a^{\text{Nash}}) \leq \sum_{i \in \mathcal{I}} u_i(a_i^*, a_{-i}). \quad (39)$$

At this point, we recall that the travel time latency functions are linear. Thus, we write

$$J_1(a^{\text{Nash}}) = \sum_{i \in \mathcal{I}} \sum_{e \in \rho_i^{\text{Nash}}} c_e(J_e^{\text{Nash}}) = \sum_{e \in \mathcal{E}} J_e^{\text{Nash}} (\xi_1 J_e^{\text{Nash}} + \xi_2), \quad (40)$$

$$J_1(a^*) = \sum_{i \in \mathcal{I}} \sum_{e \in \rho_i^*} c_e(J_e^*) = \sum_{e \in \mathcal{E}} J_e^* (\xi_1 J_e^* + \xi_2), \quad (41)$$

where J_e^{Nash} and J_e^* denote the number of services on road e at a NE and social optimum, respectively. Inspired from [90], we impose an upper bound on each component of the RHS of (39), and thus for the first summand, we have the following

$$\begin{aligned} &\sum_{i \in \mathcal{I}} \left(\sum_{e \in \rho_i^* \setminus \rho_i} c_e(J_e + 1) + \sum_{e \in \rho_i^* \cap \rho_i} c_e(J_e) \right) \\ &\leq \sum_{i \in \mathcal{I}} \sum_{e \in \rho_i^*} c_e(J_e + 1) = \sum_{e \in \mathcal{E}} \xi_1 J_e^* J_e + J_e^* (\xi_1 + \xi_2) \end{aligned}$$

$$\begin{aligned} &\leq \sqrt{\sum_{e \in \mathcal{E}} \xi_1 J_e^* \xi_1 (J_e^*)^2} + \sum_{e \in \mathcal{E}} J_e^* (\xi_1 J_e^* + \xi_2) \\ &\leq \sqrt{\sum_{e \in \mathcal{E}} (\xi_1 J_e^* + \xi_2 J_e) (\xi_1 (J_e^*)^2 + \xi_2 J_e^*)} + \sum_{e \in \mathcal{E}} J_e^* (\xi_1 J_e^* + \xi_2) \\ &= \sqrt{J_1(a^{\text{Nash}}) \times J_1(a^*)} + J_1(a^*), \end{aligned} \quad (42)$$

where we simplified the notation as $J_e^{\text{Nash}} = J_e$, used $c_e(J_e) \leq c_e(J_e + 1)$ for each $e \in \rho_i^* \cap \rho_i$, and applied the Cauchy-Schwarz inequality twice. Note that $\xi_1 J_e^* + \xi_2 \leq \xi_1 (J_e^*)^2 + \xi_2 J_e^*$ at any $e \in \mathcal{E}$. Next, we introduce notation: $J_2(a^{\text{Nash}}) = \sum_{i \in \mathcal{I}} \frac{|\mathcal{S}_{v_i^{\text{Nash}}}|}{\sigma(v_i^{\text{Nash}}, h_i)}$ and $J_2(a^*) = \sum_{i \in \mathcal{I}} \frac{|\mathcal{S}_{v_i^*}|}{\sigma(v_i^*, h_i)}$. We have

$$\sum_{i \in \mathcal{I}} \frac{|\mathcal{S}_{v_i^*}|}{\sigma(v_i^*, h_i)} \leq \sqrt{J_2(a^*) J_2(a^{\text{Nash}})} + J_2(a^*). \quad (43)$$

Now we introduce the following notation:

$$\begin{aligned} J_3(a^{\text{Nash}}) &= \sum_{i \in \mathcal{I}} \left[\left(\sum_{k \in \mathcal{S}_{v_i^{\text{Nash}}}^{\text{Nash}}} \pi_k^{\text{Nash}} - b(v_i^{\text{Nash}}) \right)^2 \right. \\ &\quad \left. - \left(\sum_{k \in \mathcal{S}_{v_i^{\text{Nash}}}^{\text{Nash}}} \pi_k^{\text{Nash}} + b(v_i^{\text{Nash}}) \right)^2 - \frac{\bar{\theta}_i}{\theta_i + \eta_i \pi_i^{\text{Nash}}} \right], \end{aligned} \quad (44)$$

where $b(v_i^{\text{Nash}})$ is the budget at a v_i^{Nash} , and

$$\begin{aligned} J_3(a^*) &= \sum_{i \in \mathcal{I}} \left[\left(-b(v_i^*) + \sum_{k \in \mathcal{S}_{v_i^*}^*} \pi_k^* \right)^2 \right. \\ &\quad \left. - \left(b(v_i^*) + \sum_{k \in \mathcal{S}_{v_i^*}^* \setminus \{i\}} \pi_k^* \right)^2 - \frac{\bar{\theta}_i}{\theta_i + \eta_i \pi_i^*} \right]. \end{aligned} \quad (45)$$

By Lemma 1 (see Appendix B), we have a bound for the first two components of (39), thus

$$\begin{aligned} &\sum_{i \in \mathcal{I}} \left[\left(-b(v_i^*) + \pi_i^* + \sum_{k \in \mathcal{S}_{v_i^*}^* \setminus \{i\}} \pi_k^* \right)^2 \right. \\ &\quad \left. - \left(b(v_i^*) + \sum_{k \in \mathcal{S}_{v_i^*}^* \setminus \{i\}} \pi_k^* \right)^2 - \frac{\bar{\theta}_i}{\theta_i + \eta_i \pi_i^*} \right] \\ &\leq \frac{1}{2} \sqrt{(\tilde{b}^2 + 2J_3(a^{\text{Nash}}))(\tilde{b}^2 + 2J_3(a^*))} - J_3(a^*) + \frac{\tilde{b}^2}{2} \\ &\quad - \frac{\tilde{b}}{2} \left(\sqrt{\tilde{b}^2 + 2J_3(a^{\text{Nash}})} + \sqrt{\tilde{b}^2 + 2J_3(a^*)} \right), \end{aligned} \quad (46)$$

We combine all relations together (42), (43), and (46) and substitute them into (39) to get

$$\begin{aligned}
J(a^{\text{Nash}}) &\leq \sqrt{J_1(a^{\text{Nash}})J_1(a^*)} + J_1(a^*) \\
&\quad + \sqrt{J_2(a^*)J_2(a^{\text{Nash}})} + J_2(a^*) \\
&\quad + \sqrt{(\tilde{b}^2 + 2J_3(a^{\text{Nash}}))(\tilde{b}^2 + 2J_3(a^*))} - J_3(a^*) + \frac{\tilde{b}^2}{2} \\
&\quad - \frac{\tilde{b}}{2} \left(\sqrt{\tilde{b}^2 + 2J_3(a^{\text{Nash}})} + \sqrt{\tilde{b}^2 + 2J_3(a^*)} \right) \\
&\leq \sqrt{\left(\tilde{b}^2 + 2 \sum_{k=1}^3 J_k(a^*) \right) \left(\tilde{b}^2 + 2 \sum_{k=1}^3 J_k(a^{\text{Nash}}) \right)} - J(a^*) \\
&\quad - \frac{\tilde{b}}{2} \left(\sqrt{\tilde{b}^2 + 2J_3(a^{\text{Nash}})} + \sqrt{\tilde{b}^2 + 2J_3(a^*)} \right) + \frac{\tilde{b}^2}{2}, \quad (47)
\end{aligned}$$

where we have used the fact that for any four numbers ($\gamma_k \in \mathbb{R}_{>0}$), $k = 1, 2, 3, 4$, we have $\sqrt{\gamma_1\gamma_2} + \sqrt{\gamma_3\gamma_4} \leq \sqrt{(\gamma_1 + \gamma_3)(\gamma_2 + \gamma_4)}$. Then (47) leads to

$$\begin{aligned}
&\sqrt{(\tilde{b}^2 + 2J(a^*))(\tilde{b}^2 + 2J(a^{\text{Nash}}))} - J(a^*) \\
&\quad - \frac{\tilde{b}}{2} \left(\sqrt{\tilde{b}^2 + 2J_3(a^{\text{Nash}})} + \sqrt{\tilde{b}^2 + 2J_3(a^*)} \right) + \frac{\tilde{b}^2}{2} \\
&\leq \sqrt{(\tilde{b}^2 + 2J(a^*))(\tilde{b}^2 + 2J(a^{\text{Nash}}))} - J(a^*) \\
&\quad - \frac{\tilde{b}}{2} \left(\sqrt{\tilde{b}^2 + 2J(a^{\text{Nash}})} + \sqrt{\tilde{b}^2 + 2J(a^*)} \right) + \frac{\tilde{b}^2}{2}. \quad (48)
\end{aligned}$$

So, we have the following after a simple rearrangement

$$\begin{aligned}
J(a^*) &\leq \sqrt{(\tilde{b}^2 + 2J(a^*))(\tilde{b}^2 + 2J(a^{\text{Nash}}))} - J(a^{\text{Nash}}) \\
&\quad - \frac{\tilde{b}}{2} \left(\sqrt{\tilde{b}^2 + 2J(a^{\text{Nash}})} + \sqrt{\tilde{b}^2 + 2J(a^*)} \right) + \frac{\tilde{b}^2}{2}. \quad (49)
\end{aligned}$$

We divide both sides of (49) by $J(a^{\text{Nash}})$ to obtain

$$\begin{aligned}
\frac{J(a^*)}{J(a^{\text{Nash}})} &\leq \sqrt{\left(\frac{\tilde{b}^2}{I} + \frac{2J(a^*)}{J(a^{\text{Nash}})} \right) \left(\frac{\tilde{b}^2}{I} + 2 \right)} - 1 + \frac{\tilde{b}^2}{2I} \\
&\quad - \frac{\tilde{b}}{2\sqrt{I}} \left(\sqrt{\frac{\tilde{b}^2}{I} + \frac{2J(a^*)}{J(a^{\text{Nash}})}} + \sqrt{\frac{\tilde{b}^2}{I} + 2} \right), \quad (50)
\end{aligned}$$

By Lemma 2, we reach the desired bound. \square

APPENDIX E PROOF OF THEOREM 3

Proof. We expand $z(n)$ and subtract z_i^0 and simplify to get

$$\begin{aligned}
z(n) &= \left(\sum_{i \in \mathcal{S}_{v_i}} \pi_i - n \right)^2 - \left(\sum_{k \in \mathcal{S}_{v_i} \setminus \{i\}} \pi_k + n \right)^2 \\
z(n) - z_i^0 &= -2n \left[\sum_{i \in \mathcal{S}_{v_i}} \pi_i + \sum_{k \in \mathcal{S}_{v_i} \setminus \{i\}} \pi_k \right] \\
&= -2n \left[\pi_i + 2 \sum_{k \in \mathcal{S}_{v_i} \setminus \{i\}} \pi_k \right]. \quad (51)
\end{aligned}$$

Substituting (51) into (13) yields

$$\begin{aligned}
u_i^{\text{PT}}(a) &= z_i^0 + \sum_{n \in \mathbb{R}} \nu_i \left(-2n \left[\pi_i + 2 \sum_{k \in \mathcal{S}_{v_i} \setminus \{i\}} \pi_k \right] \right) w_i(f(n)) \\
&\quad - \sum_{e \in \rho_i: \rho_i \in \mathcal{P}(o,d)} c_e(J_e) - \frac{|\mathcal{S}_{v_i}|}{\sigma(v_i, h_i)} - \frac{\bar{\theta}_i}{\theta_i + \eta_i \pi_i}, \quad (52)
\end{aligned}$$

where v_i is given by (11). The next step is to explicitly define a new potential function under prospect theory. We have

$$\begin{aligned}
\Psi(a) &= \sum_{i \in \mathcal{I}} \sum_{n \in \mathbb{R}} \nu_i \left(-2n \left[\pi_i + 2 \sum_{k \in \mathcal{S}_{v_i} \setminus \{i\}} \pi_k \right] \right) w_i(f(n)) \\
&\quad - \sum_{e \in \mathcal{E}} \sum_{k=1}^{J_e} c_e(k) - \sum_{v \in \mathcal{V}} \frac{|\mathcal{S}_v|(|\mathcal{S}_v| + 1)}{2\sigma(v, h_i)} \\
&\quad - \sum_{i \in \mathcal{I}} \frac{\bar{\theta}_i}{\theta_i + \eta_i \pi_i} + \sum_{v \in \mathcal{V}} \left(\sum_{k \in \mathcal{S}_v} \pi_k \right)^2. \quad (53)
\end{aligned}$$

Next, we show that Ψ as given in (53) is an exact potential function. Following similar arguments as in Theorem 1, we obtain $u_i^{\text{PT}}(a_i, a_{-i}) - u_i^{\text{PT}}(a'_i, a_{-i}) = \Psi(a_i, a_{-i}) - \Psi(a'_i, a_{-i})$. Hence, Ψ is indeed an exact potential function for the mobility game \mathcal{M} under prospect theory. Therefore, since any action profile that minimizes Ψ results in a NE, the mobility game \mathcal{M} admits a NE under prospect theory. \square

REFERENCES


- [1] P. Varaiya, "Smart cars on smart roads: problems of control," *IEEE Transactions on Automatic Control*, vol. 38(2), pp. 195–207, 1993.
- [2] R. Colini-Baldeschi, R. Cominetti, P. Mertikopoulos, and M. Scarsini, "The asymptotic behavior of the price of anarchy," *In International Conference on Web and Internet Economics*, pp. 133–145, 2017.
- [3] L. Zhao and A. A. Malikopoulos, "Enhanced mobility with connectivity and automation: A review of shared autonomous vehicle systems," *IEEE Intelligent Transportation Systems Magazine*, vol. 14, no. 1, pp. 87–102, 2022.
- [4] A. Colombo, G. R. de Campos, and F. D. Rossa, "Control of a city road network: Distributed exact verification of traffic safety," *IEEE Transactions on Automatic Control*, vol. 2017, pp. 4933–4948, 62(10).
- [5] R. Sarkar and J. Ward, "DOE SMART mobility: Systems and modeling for accelerated research in transportation," in *Road Vehicle Automation*, G. Meyer and S. Beiker, Eds. Springer, 2016, pp. 39–52.
- [6] M. Papageorgiou and A. Kotsialos, "Freeway ramp metering: an overview," *IEEE Transactions on Intelligent Transportation Systems*, vol. 3, no. 4, pp. 271–281, 2002.
- [7] G. Zardini, N. Lanzetti, M. Salazar, A. Censi, E. Frazzoli, and M. Pavone, "Towards a co-design framework for future mobility systems," *Annual Meeting of the Transportation Research Board*, 2020.
- [8] B. Chalaki and A. A. Malikopoulos, "Optimal control of connected and automated vehicles at multiple adjacent intersections," *IEEE Transactions on Control Systems Technology*, vol. 30, no. 3, pp. 972–984, 2022.
- [9] I. A. Ntousakis, I. K. Nikolos, and M. Papageorgiou, "Optimal vehicle trajectory planning in the context of cooperative merging on highways," *Transportation Research Part C: Emerging Technologies*, vol. 71, pp. 464–488, 2016.
- [10] A. A. Malikopoulos, L. E. Beaver, and I. V. Chremos, "Optimal time trajectory and coordination for connected and automated vehicles," *Automatica*, vol. 125, no. 109469, 2021.
- [11] G. Zardini, N. Lanzetti, M. Pavone, and E. Frazzoli, "Analysis and control of autonomous mobility-on-demand systems," *Annual Review of Control, Robotics, and Autonomous Systems*, vol. 5, pp. 633–658, 2022.
- [12] A. Ferrara, S. Sacone, and S. Siri, *Freeway Traffic Modeling and Control*. Springer Nature, 2018.

- [13] N. Mehr and R. Horowitz, "How will the presence of autonomous vehicles affect the equilibrium state of traffic networks?" *IEEE Transactions on Control of Network Systems*, vol. 7(1), pp. 96–105, 2019.
- [14] D. A. Lazar, S. Coogan, and R. Pedarsani, "Routing for traffic networks with mixed autonomy," *IEEE Transactions on Automatic Control*, vol. 66(6), pp. 2664–2676, 2021.
- [15] E. Bryk, D. Lazar, R. Pedarsani, and D. Sadigh, "Incentivizing efficient equilibria in traffic networks with mixed autonomy," *IEEE Transactions on Control of Network Systems*, vol. 8(4), pp. 1717–1729, 2021.
- [16] W. Krichene, B. Drighès, and A. M. Bayen, "Online learning of nash equilibria in congestion games," *SIAM Journal on Control and Optimization*, vol. 53(2), pp. 1056–1081, 2015.
- [17] W. Krichene, M. S. Castillo, and A. M. Bayen, "On social optimal routing under selfish learning," *IEEE Transactions on Control of Network Systems*, vol. 5(1), pp. 479–488, 2016.
- [18] G. Zardini, N. Lanzetti, L. Guerrini, E. Frazzoli, and F. Dörfler, "Game theory to study interactions between mobility stakeholders," in *IEEE International Intelligent Transportation Systems Conference (ITSC)*, pp. 2054–2061, 2021.
- [19] M. Harb, Y. Xiao, G. Circella, P. L. Mokhtarian, and J. L. Walker, "Projecting travelers into a world of self-driving vehicles: estimating travel behavior implications via a naturalistic experiment," *Transportation*, vol. 45(6), pp. 1671–1685, 2018.
- [20] J. Auld, V. Sokolov, and T. S. Stephens, "Analysis of the effects of connected-automated vehicle technologies on travel demand," *Journal of the Transportation Research Board*, vol. 2625, pp. 1–8, 2017.
- [21] D. Bissell, T. Birtchnell, A. Elliott, and E. L. Hsu, "Autonomous automobilities: The social impacts of driverless vehicles," *Current Sociology*, 2018.
- [22] A. C. Pigou, *The Economics of Welfare*. Macmillan London, 2013.
- [23] B. L. Ferguson, P. N. Brown, and J. R. Marden, "The effectiveness of subsidies and tolls in congestion games," *IEEE Transactions on Automatic Control*, 2021 (early access).
- [24] M. Papageorgiou, C. Diakaki, V. Dinopoulou, A. Kotsialos, and Y. Wang, "Review of road traffic control strategies," *Proceedings of the IEEE*, vol. 91(12), pp. 2043–2067, 2003.
- [25] K. T. Bui, V. A. Huynh, and E. Frazzoli, "Dynamic traffic congestion pricing mechanism with user-centric considerations," in *2012 IEEE 15th International Conference on Intelligent Transportation Systems (ITSC)*, 2012, pp. 147–154.
- [26] Y. Zhao, P. Ioannou, and M. M. Dessouky, "Dynamic multimodal freight routing using a co-simulation optimization approach," *IEEE Transactions on Intelligent Transportation Systems*, vol. 20(7), pp. 2657–2667, 2018.
- [27] Y. A. Korilis, A. A. Lazar, and A. Orda, "Capacity allocation under noncooperative routing," *IEEE Transactions on Automatic Control*, vol. 42(3), pp. 309–325, 1997.
- [28] A. Silva, H. Tembine, E. Altman, and M. Debbah, "Optimum and equilibrium in assignment problems with congestion: Mobile terminals association to base stations," *IEEE Transactions on Automatic Control*, vol. 58(8), pp. 2018–2031, 2013.
- [29] J. R. Marden and J. S. Shamma, "Game theory and distributed control," in *Handbook of Game Theory With Economic Applications*, H. Peyton Young and S. Zamir, Eds. Elsevier, 2015, vol. 4, ch. 16, pp. 861–899.
- [30] A. R. Hota and S. Sundaram, "Controlling human utilization of failure-prone systems via taxes," *IEEE Transactions on Automatic Control*, vol. early access, 2020.
- [31] P. N. Brown and J. R. Marden, "Optimal mechanisms for robust coordination in congestion games," *IEEE Transactions on Automatic Control*, vol. 63(8), pp. 2437–2448, 2017.
- [32] R. Chandan, D. Paccagnan, B. L. Ferguson, and J. R. Marden, "Computing optimal taxes in atomic congestion games," in *In Proceedings of the 14th Workshop on the Economics of Networks, Systems and Computation*, 2019, pp. 1–1.
- [33] M. Salazar, N. Lanzetti, F. Rossi, M. Schiffer, and M. Pavone, "Intermodal autonomous mobility-on-demand," *IEEE Transactions on Intelligent Transportation Systems*, vol. 21(9), pp. 3946–3960, 2019.
- [34] I. V. Chremos, L. E. Beaver, and A. A. Malikopoulos, "A game-theoretic analysis of the social impact of connected and automated vehicles," in *2020 IEEE 23rd International Conference on Intelligent Transportation Systems (ITSC)*, 2020, pp. 2214–2219.
- [35] I. V. Chremos and A. A. Malikopoulos, "Social resource allocation in a mobility system with connected and automated vehicles: A mechanism design problem," in *2020 59th IEEE Conference on Decision and Control (CDC)*, 2020, pp. 2642–2647.
- [36] —, "Design and stability analysis of a shared mobility market," in *2021 European Control Conference (ECC)*, 2021, pp. 374–379.
- [37] —, "Socioeconomic impact of emerging mobility markets and implementation strategies," in *AI-enabled Technologies for Autonomous and Connected Vehicles*, I. Kolmanovsky, Y. Murphey, and P. Watta, Eds. Springer, 2022 (in press).
- [38] A. Dave, I. V. Chremos, and A. A. Malikopoulos, "Social media and misleading information in a democracy: A mechanism design approach," *IEEE Transactions on Automatic Control*, vol. 67, no. 5, pp. 2633–2639, 2022.
- [39] I. V. Chremos and A. A. Malikopoulos, "An analytical study of a two-sided mobility game," in *2022 American Control Conference (ACC)*, 2022, pp. 1254–1259.
- [40] R. Rosenthal, "A class of games possessing pure-strategy nash equilibria," *International Journal of Game Theory*, vol. 2, pp. 65–67, 1973.
- [41] R. Cominetti, J. R. Correa, and N. E. Stier-Moses, "The impact of oligopolistic competition in networks," *Operations Research*, vol. 57(6), pp. 1421–1437, 2009.
- [42] Y. Hao, S. Pan, Y. Qiao, and D. Cheng, "Cooperative control via congestion game approach," *IEEE Transactions on Automatic Control*, vol. 63(12), pp. 4361–4366, 2018.
- [43] T. Tanaka, E. Nekouei, A. R. Pedram, and K. H. Johansson, "Linearly solvable mean-field traffic routing games," *IEEE Transactions on Automatic Control*, vol. 66(2), pp. 880–887, 2021.
- [44] D. Monderer and L. Shapley, "Potential games," *Games and Economic Behavior*, vol. 14, pp. 124–143, 1996.
- [45] H. Konishi, M. Le Breton, and S. Weber, "Equilibrium in a finite local public goods economy," *Journal of Economic Theory*, vol. 79, pp. 224–244, 1998.
- [46] K. Mäler, A. Xepapadeas, and A. Zeeuw, "The economics of shallow lakes," *Environmental and Resource Economics*, vol. 26, pp. 603–624, 2003.
- [47] A. Garcia and L. Arbeláez, "Market power analysis for the colombian electricity market," *Energy Economics*, vol. 24, pp. 217–229, 2002.
- [48] A. Orda, R. Rom, and N. Shimkin, "Competitive routing in multiuser communication networks," *IEEE/ACM Transactions on networking*, vol. 1(5), pp. 510–521, 1993.
- [49] T. Roughgarden and F. Schoppmann, "Local smoothness and the price of anarchy in splittable congestion games," *Journal of Economic Theory*, vol. 156, pp. 317–342, 2015.
- [50] S. Sekar, L. Zheng, L. J. Ratliff, and B. Zhang, "Uncertainty in multi-commodity routing networks: When does it help?" *IEEE Transactions on Automatic Control*, vol. 65(11), pp. 4600–4615, 2020.
- [51] E. Ostrom, R. Gardner, and J. Walker, *Rules, games, and common-pool resources*. University of Michigan Press, 1994.
- [52] A. Rapoport and R. Suleiman, "Equilibrium solutions for resource dilemmas," *Group Decision and Negotiation*, vol. 1(3), pp. 269–294, 1992.
- [53] D. V. Budescu, A. Rapoport, and R. Suleiman, "Common pool resource dilemmas under uncertainty: Qualitative tests of equilibrium solutions," *Games and Economic Behavior*, vol. 10(1), pp. 171–201, 1995.
- [54] S. L. Hew and L. B. White, "Interference-based dynamic pricing for wcdma networks using neurodynamic programming," *IEEE Transactions on Automatic Control*, vol. 52(8), pp. 1442–1448, 2007.
- [55] J. Barrera and A. Garcia, "Dynamic incentives for congestion control," *IEEE Transactions on Automatic Control*, vol. 60(2), pp. 299–310, 2014.
- [56] S. Amin, G. A. Schwartz, and S. S. Sastry, "On the interdependence of reliability and security in networked control systems," in *IEEE 50th Annual Conference on Decision and Control (CDC) and Control and European Control Conference (ECC)*, 2011, pp. 4078–4083.
- [57] R. Zhong, R. Xu, A. Sumalee, S. Ou, and Z. Chen, "Pricing environmental externality in traffic networks mixed with fuel vehicles and electric vehicles," *IEEE Transactions on Intelligent Transportation Systems*, vol. 22(9), pp. 5535–5554, 2020.
- [58] Y. Shoham and K. Leyton-Brown, *Multiagent Systems: Algorithmic, Game-Theoretic, and Logical Foundations*. Cambridge University Press, 2008.
- [59] D. Kahneman and A. Tversky, "Prospect theory: An analysis of decision under risk," *Econometrica*, vol. 47(2), pp. 363–391, 1979.
- [60] C. F. Camerer, G. Loewenstein, and M. Rabin, *Advances in Behavioral Economics*. Princeton University Press, 2004.
- [61] A. Tversky and D. Kahneman, "Advances in prospect theory: Cumulative representation of uncertainty," *Journal of Risk and Uncertainty*, vol. 5(4), pp. 297–323, 1992.
- [62] N. C. Barberis, "Thirty years of prospect theory in economics: A review and assessment," *Journal of Economic Perspectives*, vol. 27(1), pp. 173–196, 2013.

- [63] G. El Rahi, A. Sanjab, W. Saad, N. B. Mandayam, and H. V. Poor, "Prospect theory for enhanced smart grid resilience using distributed energy storage," in *IEEE 54th Annual Allerton Conference on Communication, Control, and Computing (Allerton)*, 2016, pp. 248–255.
- [64] K. Nar, L. J. Ratliff, and S. Sastry, "Learning prospect theory value function and reference point of a sequential decision maker," in *IEEE 56th Annual Conference on Decision and Control (CDC)*, 2017, pp. 5770–5775.
- [65] S. R. Etesami, W. Saad, N. B. Mandayam, and H. V. Poor, "Stochastic games for the smart grid energy management with prospect prosumers," *IEEE Transactions on Automatic Control*, vol. 63(8), pp. 2327–2342, 2018.
- [66] A. de Palma and N. Picard, "Equilibria and information provision in risky networks with risk averse drivers," *Transportation Science*, vol. 40(4), pp. 393–408, 2006.
- [67] T. C. Lam and K. A. Small, "The value of time and reliability: Measurement from a value pricing experiment," *Transportation Research E*, vol. 37, pp. 231–251, 2001.
- [68] S. R. Etesami, W. Saad, N. B. Mandayam, and H. V. Poor, "Smart routing of electric vehicles for load balancing in smart grids," *Automatica*, vol. 120, no. 109148, 2020.
- [69] T. J. Webster, *Analyzing Strategic Behavior in Business and Economics: A Aame Theory Primer*. Lexington Books, 2014.
- [70] C. Bandi and D. Bertsimas, "Optimal design for multi-item auctions: A robust optimization approach," *Mathematics of Operations Research*, vol. 39(4), pp. 1012–1038, 2014.
- [71] T. Roughgarden and E. Tardos, "How bad is selfish routing?" *Journal of the ACM (JACM)*, vol. 49(2), pp. 236–259, 2002.
- [72] T. Roughgarden, "Routing games," in *Algorithmic Game Theory*, N. Nisan, T. Roughgarden, E. Tardos, and V. V. Vazirani, Eds. Cambridge University Press, 2007, vol. 1, ch. 18, pp. 459–484.
- [73] A. A. Malikopoulos, "On team decision problems with nonclassical information structures," *IEEE Transactions on Automatic Control*, 2022 (in press) arXiv:2101.10992.
- [74] Q. D. Lā, Y. H. Chew, and B. H. Soong, *Potential Game Theory*. Springer, 2016.
- [75] E. Koutsoupias and C. Papadimitriou, "Worst-case equilibria," in *Annual Symposium on Theoretical Aspects of Computer Science*, pp. 404–413, 1999.
- [76] B. Awerbuch, Y. Azar, and A. Epstein, "The price of routing unsplittable flow," *SIAM Journal on Computing*, vol. 42(1), pp. 160–177, 2013.
- [77] T. Roughgarden and F. Schoppmann, "Local smoothness and the price of anarchy in atomic splittable congestion games," in *Proceedings of the Twenty-Second Annual ACM-SIAM Symposium on Discrete Algorithms, Society for Industrial and Applied Mathematics*, pp. 255–267, 2011.
- [78] P. P. Wakker, *Prospect Theory: For Risk and Ambiguity*. Cambridge University Press, 2010.
- [79] A. Al-Nowaihi, I. Bradley, and S. Dhami, "A note on the utility function under prospect theory," *Economics Letters*, vol. 99(2), pp. 337–339, 2008.
- [80] B. Köszegi and M. Rabin, "Reference-dependent risk attitudes," *American Economic Review*, vol. 97(4), pp. 1047–1073, 2006.
- [81] M. Baucells, M. Weber, and F. Welfens, "Reference-point formation and updating," *Management Science*, vol. 57(3), pp. 506–519, 2011.
- [82] A. R. Hota, S. Garg, and S. Sundaram, "Fragility of the commons under prospect-theoretic risk attitudes," *Games and Economic Behavior*, vol. 98, pp. 135–164, 2016.
- [83] D. Prelec, "The probability weighting function," *Econometrica*, vol. 66(3), pp. 497–527, 1998.
- [84] A. S. Booiij, B. M. Van Praag, and G. Van De Kuilen, "A parametric analysis of prospect theory's functionals for the general population," *Theory and Decision*, vol. 68(1), pp. 115–148, 2010.
- [85] M. F. Balcan, A. Blum, J. D. Hartline, and Y. Mansour, "Mechanism design via machine learning," in *46th Annual IEEE Symposium on Foundations of Computer Science (FOCS'05)*, pp. 605–614, 2005.
- [86] T. Qian, C. Shao, D. Shi, X. Wang, and X. Wang, "Automatically improved vcg mechanism for local energy markets via deep learning," *IEEE Transactions on Smart Grid*, vol. 13(2), pp. 1261–1272, 2021.
- [87] C. M. Vineyard, G. L. Heileman, S. J. Verzi, and R. Jordan, "Game theoretic mechanism design applied to machine learning classification," in *2012 3rd International Workshop on Cognitive Information Processing (CIP)*, pp. 1–5, 2012.
- [88] W. Y. B. Lim, Z. Xiong, C. Miao, D. Niyato, Q. Yang, C. Leung, and H. V. Poor, "Hierarchical incentive mechanism design for federated machine learning in mobile networks," *IEEE Internet of Things Journal*, vol. 7(10), pp. 9575–9588, 2020.
- [89] S. Kim, "Incentive design and differential privacy based federated learning: A mechanism design perspective," *IEEE Access*, vol. 8, pp. 187 317–187 325, 2020.
- [90] B. Awerbuch, Y. Azar, and A. Epstein, "The price of routing unsplittable flow," in *Proceedings of the thirty-seventh annual ACM symposium on Theory of computing*, 2005, pp. 57–66.



Ioannis Vasileios Chremos (S'18) received the B.S. degree with honours of the First Class in Mathematics from the University of Glasgow, Glasgow, UK in 2017. He is working towards a Ph.D. in the program of Mechanical Engineering at the University of Delaware. His research interests lie broadly in emerging mobility systems, game theory, and mechanism design. Current research projects involve the game-theoretic study of the socioeconomic and strategic interactions of travelers in emerging mobility systems with connected and automated vehicles and the holistic development of a sociotechnical system framework for smart mobility using insights and techniques from behavioral economics and mechanism design. He is also interested in game-theoretic models of social media networks and the study of different theoretical prevention methodologies of the spread of misinformation. He is a student member of SIAM and ASME.



Andreas A. Malikopoulos (S'06–M'09–SM'17) received the Diploma in mechanical engineering from the National Technical University of Athens, Greece, in 2000. He received M.S. and Ph.D. degrees from the department of mechanical engineering at the University of Michigan, Ann Arbor, Michigan, USA, in 2004 and 2008, respectively. He is the Terri Connor Kelly and John Kelly Career Development Associate Professor in the Department of Mechanical Engineering at the University of Delaware, the Director of the Information and Decision Science

(IDS) Laboratory, and the Director of the Sociotechnical Systems Center. Prior to these appointments, he was the Deputy Director and the Lead of the Sustainable Mobility Theme of the Urban Dynamics Institute at Oak Ridge National Laboratory, and a Senior Researcher with General Motors Global Research & Development. His research spans several fields, including analysis, optimization, and control of cyber-physical systems; decentralized systems; stochastic scheduling and resource allocation problems; and learning in complex systems. The emphasis is on applications related to smart cities, emerging mobility systems, and sociotechnical systems. He has been an Associate Editor of the *IEEE Transactions on Intelligent Vehicles* and *IEEE Transactions on Intelligent Transportation Systems* from 2017 through 2020. He is currently an Associate Editor of *Automatica* and *IEEE Transactions on Automatic Control*. He is a member of SIAM, AAAS, and a Fellow of the ASME.