

# P4E: Few-Shot Event Detection as Prompt-Guided Identification and Localization

Sha Li<sup>1</sup>, Liyuan Liu<sup>2</sup>, Yiqing Xie<sup>3</sup>, Heng Ji<sup>1</sup>, Jiawei Han<sup>1</sup>

<sup>1</sup>University of Illinois at Urbana-Champaign

<sup>2</sup>Microsoft Research

<sup>3</sup>Carnegie Mellon University

{shal2, hengji, hanj}@illinois.edu

lucliu@microsoft.com

yiqingxi@andrew.cmu.edu

## Abstract

We propose P4E, an identify-and-localize event detection framework that integrates the best of few-shot prompting and structured prediction. Our framework decomposes event detection into an unstructured *identification* task and a structured *localization* task. For the unstructured identification task, we leverage prompting to elicit knowledge from pre-trained language models, allowing our model to quickly adapt to new event types. We then employ a type-agnostic sequence labeling model to localize the event trigger conditioned on the identification output. This heterogeneous model design allows P4E to make fast adaptation without sacrificing the ability to make structured predictions. Our experiments demonstrate the effectiveness of our proposed design, and P4E achieves the new state of the art on few-shot entity detection across multiple datasets.

## 1 Introduction

Event detection is an essential step in information extraction, which aims to locate the event trigger (i.e., the minimal lexical unit that indicates the event) and classify the event trigger into one of the given event types. While steady progress has been made for event detection given ample supervision (Wadden et al., 2019; Lin et al., 2020; Lu et al., 2021), it is hard to replicate these success stories in new domains and on new event types, due to their reliance on the large-scale annotation.

Instead of asking humans to exhaustively annotate hundreds, or even thousands, of documents, a more economic and realistic setting is to ask for a handful of labeled examples per type, namely the few-shot learning setting. Recently, prompt-tuning has shown great success in few-shot learning for a range of classification and generation tasks, thanks to better alignment between the target task and the language model’s pretraining objective. In the context of event detection, we could use a prompt

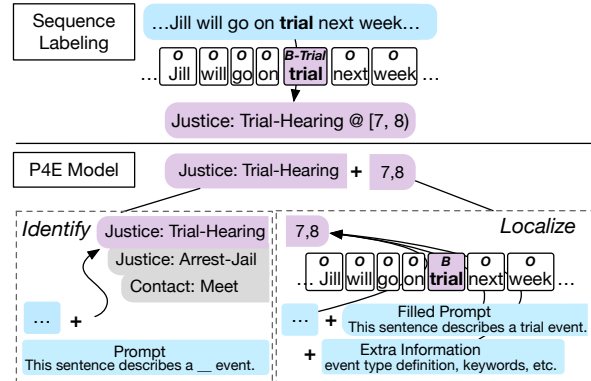


Figure 1: Event detection requires the model to produce both event types and trigger locations. In our P4E model, we decompose the task into two stages of identification and localization to take advantage of few-shot prompting and reuse the structured prediction model.

such as “The sentence describes a [MASK] event” to guide the language model towards identification of the event type mentioned in the context.

However, since event detection requires recognizing both the event type and the trigger location, the aforementioned cloze-based prompt learning paradigm (Schick and Schütze, 2021a) does not give us the full solution. Hence, we propose to decompose the event detection task into the unstructured identification task and the structured localization task. Specifically, we first recognize the event types in the given context (the *identification* stage) in a multi-label classification manner, and then find the trigger location (the *localization* stage) which is a structured prediction problem.

Our identification model extends cloze-based prompt learning (Schick and Schütze, 2021a) to multi-label classification. Since a sentence can contain multiple events or no events at all, we extend the model to a multi-label classification setting by adding a NULL class which stands for “no event identified”. We designate a special token none as

the verbalizer<sup>1</sup> for the NULL class and compare it against the predictions for all of the valid event types (as in Figure 2). In this design, the NULL verbalizer effectively serves as the dynamic threshold for multi-class classification (Zhou et al., 2021).

As to the localization model, we integrate the filled prompt along with optional event type descriptions and keywords<sup>2</sup> to augment the input, and employ a sequence tagger to recognize the event trigger (e.g., “appointment” in Figure 3). In this way, we decouple the localization model from the event label by including the event type information on the input side instead. This makes our localization model type-free, thus benefitting from the training examples of all event types.

Our experiments show that P4E achieves the new state of the art for few-shot event detection across two benchmarks, i.e., FewEvent (Deng et al., 2020) and MAVEN (Wang et al., 2020). To further verify the effectiveness of our integration, we also test our model on the fully-supervised event detection benchmark (ACE2005), and observe that P4E also achieves the state-of-the-art performance.

Our study has three major contributions.

- We propose to decompose the event detection task into stages of identification and localization. By decoupling the type semantics from the sequence labeling task, we bring the benefits of cloze-based prompt learning to event detection, enable maximal parameter-sharing across event types and allow for flexible injection of event knowledge.
- We extend the cloze-based prompt learning paradigm to multi-label event type classification. This enables us to leverage the language modeling ability of pretrained LMs for the event identification task and adapt quickly to new event types. This method can be applied to other multi-label classification tasks.
- Our model achieves excellent performance on the event detection task under both few-shot and fully-supervised settings. In particular, for few-shot event detection on FewEvent (Deng et al., 2020), we outperform the next best baseline by 15% F1. On MAVEN (Wang et al., 2020), we achieve 3% gains in the overall event detection task.

<sup>1</sup>The verbalizer is a mapping from the class label to a single token in the language model’s vocabulary.

<sup>2</sup>For the ACE dataset, we referred to the annotation guidelines, for MAVEN we used FrameNet.

## 2 Methodology

Given a collection of contexts  $\mathcal{C}$  and a pre-defined event ontology  $\mathcal{T}$  (a set of target event types), event detection aims to find all event mentions in the collection that fall into the given ontology. An event mention is characterized by a trigger span  $s$  (start index, end index) and an event type  $t \in \mathcal{T}$ . Here we follow previous work and consider each sentence as the context of the event mention.

We divide the event detection task into two stages: identification and localization. In the identification stage, for each context  $c$ , we find a set of event types  $T$  that have been mentioned. In the localization stage, we take a pair of context and event type  $(c, t)$  as input and find a set of spans  $S$  that correspond to the triggers for that event type. Note that both stages can produce a variable number of outputs for each input.

### 2.1 Event Type Identification

The event type identification model follows the idea of using a cloze-style prompt for few-shot learning with masked language models (Schick and Schütze, 2021a). Cloze-style prompt learning transforms a classification problem into a masked language modeling using a *prompt* and a *verbalizer* function. The *prompt*  $P$  is a natural language sentence with a [MASK] token. This prompt can be viewed as a cloze question, whereas the answer is related to the desired class label. Figure 2 shows a cloze prompt that can be used for event detection: “This text describes a [MASK] event”.

The relationship between the class labels  $\mathcal{L}$  and the predicted tokens  $V$  for the [MASK] is defined by the *verbalizer* function  $f_v: \mathcal{L} \rightarrow V$ . For example, we choose the verbalizer function to map the event type Start-Position to the token hire. We also refer to hire as the verbalizer for Start-Position.

During prediction, we use the logit that the masked language model  $M$  assigns to the verbalizer  $f_v(l)$  for label  $l$  as the proxy for predicting  $l$ . In the classification task, the probability for label  $l$  can then be computed as shown in Equation 1.

$$p(t = l) = \frac{\exp(M(f_v(l)|x, P))}{\sum_{l' \in \mathcal{L}} \exp(M(f_v(l')|x, P))} \quad (1)$$

For event detection, since each sentence can potentially mention multiple event types, we extend this approach to handle multi-label classification. Through the masked language model, we score all

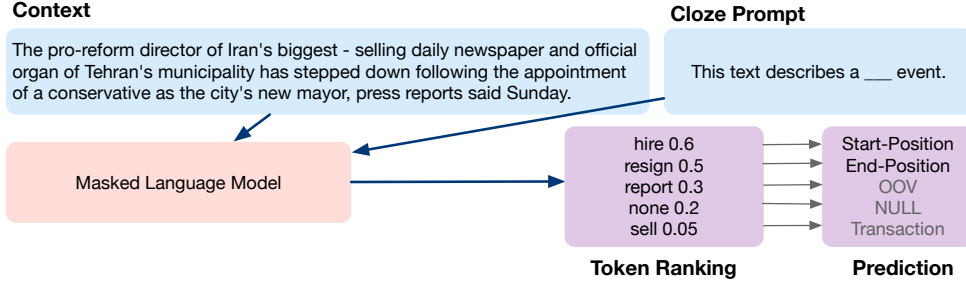


Figure 2: The identification model. The context and cloze prompt are concatenated and provided as input to the masked language model (MLM). The MLM produces scores for every token in the vocabulary as a measure of how well the token fits into the “blank”. Some tokens in the vocabulary can be mapped back to event types, such as hire  $\rightarrow$  Start-Position. If a token does not map to any event type in the ontology (e.g., report), it will be ignored. We predict all event types that have a higher score than the NULL label (which maps to the token none).

tokens in the vocabulary on their likelihood to fill in the blank. After excluding tokens that do not map back to any event type of interest (such as the token report in the example), we obtain a ranking among all event types. The key becomes finding the cutoff threshold for translating these scores into outputs. We assign a token  $v_{\text{NULL}}$  to the NULL type<sup>3</sup> and use it as an adaptive threshold. In the inference stage, we predict all event types that score higher than the NULL type to be positive. In our example, since hire and resign both have higher scores than the NULL verbalizer none, we predict Start-Position and End-Position as the event types in the context.

During training, for each sentence, we compute the loss for the positive event types and the negative event types separately with respect to the NULL type:

$$\mathcal{L}_{\text{pos}} = \frac{1}{|\bar{T}|} \sum_{t \in T} \log \frac{\exp(M(f_v(t)|x, P))}{\sum_{t' \in \{\text{NULL}, t\}} \exp(M(f_v(t')|x, P))} \quad (2)$$

where  $T$  is the set of positive event types for the sentence and  $\bar{T}$  is the set of the remaining (negative) event types. Note that in computing the positive loss term, we only compare the probability of the positive labels to the NULL label.

$$\mathcal{L}_{\text{neg}} = \log \frac{\exp(M(v_{\text{NULL}}|x, P))}{\sum_{t' \in \{\text{NULL}\} \cup \bar{T}} \exp(M(f_v(t')|x, P))} \quad (3)$$

$$\mathcal{L}_{\text{id}} = \frac{1}{|C|} \sum_{c \in C} (\mathcal{L}_{\text{pos}} + \mathcal{L}_{\text{neg}}) \quad (4)$$

Equation 2 effectively pushes the score of each positive event type above the NULL event type and

<sup>3</sup>In our experiments, we use the token “none” as the NULL type’s verbalizer.

Equation 3 lowers the scores for all negative event types.

For some event types such as "Business:Lay off", the natural language label “lay off” cannot be mapped to a single token. In this case, we add a new token  $\langle \text{lay\_off} \rangle$  and initialize its embeddings as the average of the tokens that compose the original event type name.

## 2.2 Verbalizer Selection

In the previous section we’ve assumed that either the event type label can directly serve as the verbalizer (Attack  $\rightarrow$  attack) or a manually picked verbalizer (Start-Position  $\rightarrow$  hire) is provided. We will now describe a simple method for automatic selection of verbalizers in case neither of the two options is available.

We first collect a candidate verbalizer set  $\mathcal{V}$  from the training set examples’ trigger words. Then we use a *frozen language model* to score each candidate  $v$  by plugging it in the cloze prompt of our identification model. The selection for each event type  $t$  is done separately. We compute the score of a candidate verbalizer  $v$  for event type  $t$  with class label  $l_t$  using a reciprocal rank scoring function:

$$\text{score}(v, l_t) = \sum_i \frac{1}{r_i(v)} \mathbb{I}(y_i = t) \quad (5)$$

$r_i$  the predicted ranking of the candidate verbalizer from the frozen language model. We also experimented with the cross entropy scoring function but discovered that it favored more frequent words. The verbalizer for each class is then selected to maximize the scores:

$$f_v(l) = \arg \max_v \text{score}(v, l_t) \quad (6)$$

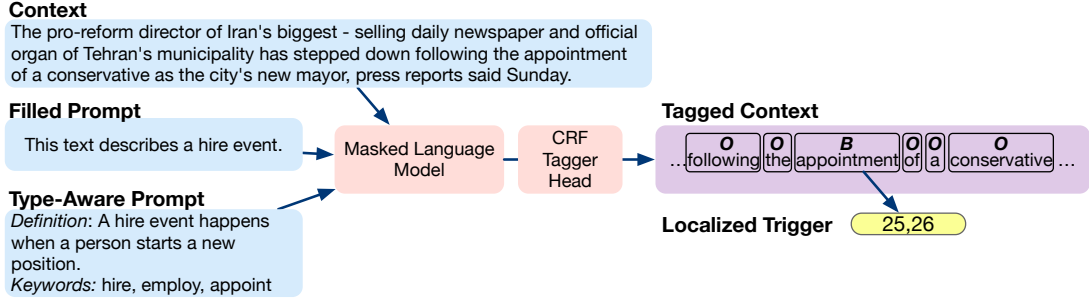


Figure 3: The localization model. The context, filled prompt (from the identification stage), and a *type-aware prompt* are provided as input. The *type-aware prompt* can be the event definition or event keywords. Our model outputs type-free BIO tags for the context which can then be converted into trigger locations.

Note that the surface form of the verbalizer is only an initialization and the word embedding of the verbalizer token *tehran* will be updated during training.

### 2.3 Trigger Localization

Trigger localization is the task of finding the trigger offset given a context  $c$  and an event type  $t$ . Since we already know the event type, we can construct a more informative input by leveraging external knowledge (for instance, from FrameNet) about the event type. For example, in Figure 3, we use the event description from the annotation guidelines to help define the “Start-Position” event type. We can also use a few keywords (example triggers) to serve as the event knowledge. In our experiments we compare these two forms of event knowledge.

Our localization model is a linear chain CRF tagger with only three tags: BIO<sup>4</sup>. In this way, the model parameters are not tied with any event type and can be easily used for transfer.

The probability of a tagged sequence is:

$$p(y|\vec{h}; \theta) = \frac{\exp(\sum_i \varphi(y_i|h_i) + \sum_i \psi(y_i|y_{i-1}))}{Z} \quad (7)$$

where  $\vec{h}$  is the contextualized embedding vector of the tokens from the masked language model and  $Z$  is a normalization factor.

We parameterize the emission scorer  $\varphi(y_i|h_i)$  as:

$$\varphi(y_i|h_i) = W_l h_i + \sum_j \alpha_{ij} W_v h_j \quad (8)$$

Both  $W_l \in \mathbb{R}^{3 \times m}$  and  $W_v \in \mathbb{R}^{3 \times m}$  map the embeddings to the tag space, serving as an early prediction. Then we fuse the predictions for the token

<sup>4</sup>B stands for the beginning of a span, I stands for the inside of a span, and O for outside of any span.

and the other tokens through an attention mechanism with the weight  $\alpha_{ij}$  defined as:

$$\alpha_{ij} = \text{Softmax}_j \left( \frac{(W_q h_i)^T W_k h_j}{\sqrt{m}} \right) \quad (9)$$

$m$  is the dimension of the embeddings  $h$  and  $W_q \in \mathbb{R}^{m \times m}$ ,  $W_k \in \mathbb{R}^{m \times m}$  are learnable parameters.

### 2.4 Joint Training

In a sense, our identification model captures the probability of the event type given the context  $p(t|x)$  and our localization model captures the probability of the token tags given the context and event type  $p(y|t, x)$ .

The identification model and the localization model share the same masked language model backbone. Since these two tasks have slightly different inputs, we alternate between sampling batches for each task.

## 3 Experiments

In the following experiments, we refer to our proposed model as P4E.

**Datasets** We evaluate our model on three datasets, FewEvent (Deng et al., 2020), MAVEN (Wang et al., 2020) and ACE2005<sup>5</sup>.

FewEvent is designed to be a few-shot event detection benchmark aggregating data from ACE, TAC-KBP (Ji and Grishman, 2011) and expanding to additional event types related to sports, music, education, etc. from Wikipedia and Freebase. We follow the data split released by (Cong et al., 2021).

MAVEN is the largest human annotated event detection dataset to date, covering 4,480 documents and 168 event types. We use MAVEN for the few-shot setting following (Chen et al., 2021).

<sup>5</sup><https://www ldc.upenn.edu/collaborations/past-projects/ace>

Dataset	# Docs	# Sents	# Event types	# Instances
ACE+	599	20,818	33	5,311
FewEvent	-	70,852	100	70,852
MAVEN	4,480	49,873	168	118, 732

Table 1: Dataset statistics.

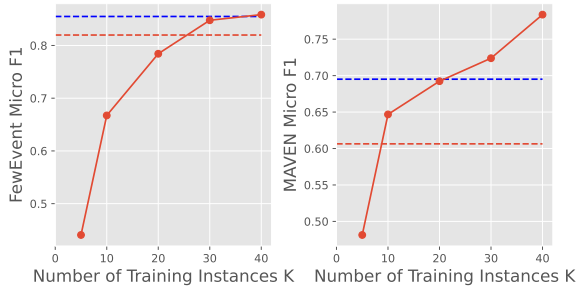


Figure 4: Comparison of our model with fine-tuning BERT-CRF on few-shot event detection. Red dashed line is P4E performance with  $k = 5$  and the blue dashed line is P4E with  $K = 10$ .

ACE2005 is the most widely used dataset for event extraction. For data preprocessing, we follow (Lin et al., 2020) and keep multi-word triggers and pronouns. We denote this version of ACE2005 as ACE+. Since FewEvent has significant data overlap with ACE2005, we do not further experiment with the few-shot setting on ACE 2005.

We present the overall dataset statistics in Table 1. Details of the data splits are available in the Appendix.

**Evaluation Metrics** For all experiments, we use the event mention precision, recall and micro-F1 score as our major evaluation metrics (Lin et al., 2020). An event mention is considered correct if both its type and trigger span are correct.

**Implementation Details** We use BERT (Devlin et al., 2019), specifically bert-base-uncased, for the experiments on FewEvent and MAVEN unless otherwise specified. For experiments on ACE, we used Roberta (Liu et al., 2019). For the base model, we use a batch size of 8 and a learning rate of  $2e - 5$ . For the large model, we use a batch size of 16 and a learning rate of  $1e - 5$ . We set the maximum sequence length to 200 tokens since our predictions are on the sentence-level. For more details, we refer the readers to the Appendix.

### 3.1 Few Shot Event Detection

**Experiment Setting** For few-shot experiments, for P4E and our implemented baselines, we follow the setting in (Yang and Katiyar, 2020; Chen

et al., 2021) which samples  $K$  examples per type for training and uses the remaining samples for testing. This is different from the episode-based setting in (1) no access to extra event types for training; (2) the model has access to all of the  $K$  examples for test types before inference.

**Baselines** Our first baseline is the sequence classification model **BERT-CRF** which represents fine-tuning performance. Then we compare with three few-shot models **StructShot** (Yang and Katiyar, 2020), **PA-CRF** (Cong et al., 2021) and **RelNet+Causal** (Chen et al., 2021). In particular, PA-CRF was originally designed for the episode-based setting, so we implemented a variant **PA-CRF-Adapted** for our setting. Apart from the data difference, **PA-CRF-Adapted** stores the event type prototypes and recomputes them every epoch, making it more powerful than the original model, which computes prototypes from each batch and then discards them. **Prompt+QA** is a variant of our model by replacing the single-class CRF model with a QA scoring module.

**Results** We show our main results in Table 2, some sample predictions in Table 3 and list our findings as follows:

- In general, models perform better on Few-Event compared to MAVEN due to less number of event types to choose from. In fact, on FewEvent, our model’s identification performance can reach 88.8% for the 5 shot case, whereas on MAVEN the performance is only 63.9%. The identification stage is the major bottleneck for our model.
- On the localization task, our model can jointly learn from annotation of all event types, giving us a significant advantage (over 15% F1 on FewEvent) over models that rely on event type-specific parameters.
- A common mistake of BERT-CRF and PA-CRF-Adapted is that the words are taken too literally and the model does not pay enough attention to context. As shown in the first example in Table 3, *covered* could be a trigger for *Hiding\_Objects*, but not in the context of *covered costs*. They also do not work well on instances with low frequency triggers, such as *rehabilitation*.
- Comparing the Prompt-QA variant and our model, we notice that the QA needs a larger

Dataset	Method	$K = 5$	$K = 10$
FewEvent (10 types)	BERT-CRF	44.06	66.73
	PA-CRF(Cong et al., 2021)*	58.48	61.64
	PA-CRF-Adapted	63.64	<u>70.69</u>
	Prompt+QA	<u>65.23</u>	67.50
	P4E	$90.7 \pm 2.2$ / <b>81.98</b> $\pm 2.0$	$92.7 \pm 1.1$ / <b>85.50</b> $\pm 1.3$
MAVEN (45 types)	BERT-CRF	48.14	64.68
	StructShot (Yang and Katiyar, 2020)	42.57	49.18
	PA-CRF-Adapted	53.16	<u>65.62</u>
	RelNet + Causal* (Chen et al., 2021)	<u>57.0</u>	-
	Prompt + QA	47.86	65.43
	P4E	$63.9 \pm 0.9$ / <b>60.64</b> $\pm 1.0$	$72.6 \pm 1.5$ / <b>69.51</b> $\pm 1.5$

Table 2: Few-shot event detection micro-F1 scores(%) on FewEvent and MAVEN with different number  $K$  of training examples per type. Models with \* are taken from their original paper. For our model, the first number is the identification stage performance. We report the average performance and variance over 10 random seeds.

Context	Model Predictions			
	BERT-CRF	PA-CRF-Adapted	Prompt-QA	P4E
Private donations covered one-third of the US \$20 million <u>cost</u> [Cost] of the rescue, with the rest coming from the mine owners and the government.	Hiding_objects: covered; Cost: cost	Filling: covered; Cost: cost	Cost: cost	Cost:cost
Indian Home Minister P. Chidambaram visited the state on Monday, 30 July to review the security situation and the relief and <u>rehabilitation</u> [Cure] measures being taken.	-	-	Cure: rehabilitation	Cure: rehabilitation
In December 1953, the British colonial government in Singapore passed the National Service Ordinance, requiring[Obligation] all male British subjects ... to register for part-time National Service.	Rite: Service	Rite: Service; Sub-mit_Documents: register	Obligation: requiring	Obligation: requiring
Its explosion created panic among local residents, and about 1,500 people were injured seriously enough to seek medical <u>treatment</u> [Cure].	Cure: treatment	Institutionalize: medical; Cure: treatment	Institutionalize: medical treatment; Cure: treatment	Cure: treatment

Table 3: Case studies on the few-shot event detection on MAVEN. The annotations are marked in the context: the trigger is underlined and the corresponding event name is provided in the bracket.

total number of examples to be well-trained. Since the head and tail are scored independently, when the number of examples is small, the QA model will often predict a long span instead of a trigger. With sufficient training examples, the QA model will perform relatively well (as in the  $K=10$  case on MAVEN), but occasionally produce competing triggers such as *medical treatment* and *treatment* in the last example of Table 3.

- When the number of event types increases, the major bottleneck of our two-stage model becomes the identification stage. The decrease in the identification stage performance ( $92.7 \rightarrow 72.6$ ) is much greater than the decrease in overall performance.

In Figure 4 we change the number of examples used for fine-tuning in comparison with our model’s few-shot performance. On FewEvent, our 10-shot performance is nearly the same as fine-

tuning with 40 examples, saving 75% of the annotation. On MAVEN, due to the increased number of event types, the few-shot performance is not as compelling, but we can still save 50% of the annotation cost when  $K = 10$ .

### 3.2 Supervised Event Detection

We report supervised event detection results on the ACE+ dataset in Table 4. We compare with a wide range of existing methods, covering the paradigms of single-task sequence labeling, multi-task learning, question answering and generation. We see that our prompt-based task formulation performs equally or better than existing methods. In particular, the multitask learning models such as OneIE (Lin et al., 2020; Nguyen et al., 2021) enjoy the benefits of joint training across related tasks such as entity extraction and relation extraction. Notably, DEGREE (Hsu et al., 2021) also uses event descriptions and keywords as a “type-aware prompt” to guide the generation of the trigger word.

Category	Model	Prec	Recall	F1
Sequence labeling	Token Classification	67.1	72.3	69.6
Sequence labeling	Token Classification+CRF	67.8	76.6	71.9
Multitask	OneIE* (Lin et al., 2020)	-	-	72.8
Multitask	FourIE* (Nguyen et al., 2021)	-	-	<u>73.3</u>
QA	EEQA* (Du and Cardie, 2020)	71.1	73.7	72.4
Generation	Text2Event* (Lu et al., 2021)	71.2	72.5	71.8
Generation	DEGREE* (Hsu et al., 2021)	-	-	72.7
Prompt-based	P4E	70.9	76.1	<b>73.4</b>

Table 4: Supervised event detection results (%) on ACE+. The best results are in boldface and the next best results are underlined.\* indicates results cited from the original paper.

However, generation using the entire vocabulary is more challenging than our localization task.

## 4 Analysis and Discussion

In this section we take a closer look at the design choices in our model, including the verbalizer, event knowledge and model design.

### 4.1 Verbalizer Selection

We present some of the automatically selected verbalizers in Table 5. In general, these verbalizers are not far off from the event type semantics, but may be ambiguous (such as the word “house”) or have more broad usage beyond the scope of the event type (such as “design” may be used outside of art).

In Table 6, we show how this difference in verbalizers affects the event detection performance. When the number of examples per event type increases, the verbalizer selection quality is improved and the model is also able to rely more on the training examples instead of the verbalizer initialization, leading to a smaller gap between the automatic selection and manual selection.

We note that we have chosen a simple method to select verbalizers and more recent research on verbalizer selection and expansion (Hu et al., 2021; Cui et al., 2022) might be able to further improve automatic verbalizer performance.

Event type	Manual	Automatic
Filling	fill	cover
Cure	treatment	relief
Create_artwork	draw	design
Imposing_obligation	require	charges
Commerce_buy	purchase	shopping
Containing	contain	house

Table 5: Examples of automatically selected verbalizers when provided with 10 examples per class.

Task	Model	$K = 5$	$K = 10$
Id	Automatic	$59.5 \pm 1.5$	$70.4 \pm 1.4$
	Manual	$63.9 \pm 0.9$	$72.6 \pm 1.5$
Id + Loc	Automatic	$56.8 \pm 1.2$	$67.5 \pm 1.1$
	Manual	$60.6 \pm 1.0$	$69.5 \pm 1.5$

Table 6: Few-shot event detection results (%) on MAVEN with automatic selected verbalizers.

Event knowledge	Id F1	Loc F1
Verbalizer	$64.8 \pm 1.3$	$62.0 \pm 1.5$
Verbalizer + Definition	$64.8 \pm 1.3$	$62.3 \pm 1.5$
Verbalizer + Keywords	<b><math>65.5 \pm 1.1</math></b>	<b><math>63.1 \pm 1.1</math></b>

Table 7: Comparison of using different types of event knowledge to construct the type-aware prompt for localization (RoBERTa-base model). The event verbalizer is present in the filled prompt. We use at most 3 keywords per event type.

### 4.2 Injecting Event Knowledge

In our model, event knowledge is present in the *verbalizer* in the identification stage and the *type-aware prompt* in the localization stage. For the type-aware prompt, we consider using the event definition or event keywords and compare it against the baseline of using the filled prompt from the identification stage. As seen in Table 7, the event verbalizer alone is relatively informative and adding more event keywords from the lexical units can provide a minor gain. Definitions from FrameNet are highly abstract, which may undermine their value in assisting event detection. In Appendix section C, we further explore using more verbalizers to enhance event detection performance.

### 4.3 Model Design Choices

We design our identification model as a prompt-based model trained with NULL-thresholded cross entropy loss **ThresholdCE** (Equation 4) and our

Id Method	Id Loss	Loc Method	$K = 5$	$K = 10$
Classification	CE	Attn-CRF	$18.88 \pm 2.6$	$44.03 \pm 5.5$
Prompt	Margin Loss	Attn-CRF	$58.62 \pm 1.4$	$68.59 \pm 0.8$
Prompt	ThresholdCE	Attn-CRF	<b><math>60.64 \pm 1.0</math></b>	<b><math>69.51 \pm 1.5</math></b>
Gold	ThresholdCE	Attn-CRF	$79.55 \pm 0.9$	$85.08 \pm 0.9$

Table 8: Ablation studies on few-shot event detection for MAVEN. Reported results are micro-F1 scores(%) with different number  $K$  of training examples per type.

Id Model	Loc Model	Prec	Recall	F1
✓	Attn-CRF	70.9	76.1	73.4
✓	CRF	68.3	74.9	71.5
✓	QA	72.5	69.0	70.7
✓	Span Classifier	63.5	78.3	70.1
Enumerate	Attn-CRF	54.5	81.3	65.3
Margin loss	Attn-CRF	69.8	75.9	72.7

Table 9: Model ablations on ACE+.

localization model as an attention-enhanced single-class CRF tagger **Attn-CRF**. However, there are many alternative modeling choices.

For the identification model, we compare with a standard classification model that takes the [CLS] token as the representation of the sentence and is trained with cross entropy loss (**Classification +CE**). This method performs poorly as it is not able to take advantage of the language modeling capability as in the prompt-based formulation and the classification layer needs to be trained from scratch. We also consider changing our **ThresholdCE** loss to a margin-based ranking loss (**Prompt + Margin Loss**). This alternative loss function works relatively well, demonstrating that the prompt-based formulation is more critical than the loss function itself. The slight performance drop might be attributed to the fact the the margin loss treats each labels equally, whereas our **ThresholdCE** loss puts more emphasis on positive labels.

In Table 9, we further experiment with other designs in replacement of our localization model including the question answering (**QA**) formulation (Du and Cardie, 2020; Liu et al., 2020), the span classification formulation (**Span Classifier**) and the vanilla **CRF** model. For the single-class CRF model, we remove the attention based early-interaction term in Equation 7. In the question answering formulation, we compute the scores of the token being the first token in the answer (the answer head) and being the last token in the answer (the answer tail) separately. This simple QA model

cannot handle multiple “answers” per sentence, so we extend it to a span classification model where each span is scored independently and assigned a binary label. Although the span classifier can handle multiple triggers in the same sentence, it suffers from low precision. Compared to the QA and span classifier variant, the vanilla CRF model benefits from modeling the correlation between neighboring tokens. Additionally, our attention-enhanced CRF layer can further improve upon the vanilla CRF model by 1.9 % F1 points.

One alternative to our two-stage *identify-then-localize* framework is to simply enumerate all possible event types and attempt to localize the trigger for each event (**Enumerate**). As shown in the last row of Table 9, this model has high recall at the cost of low precision. Additionally, with  $N$  event types in the ontology, this model requires  $N$  times training time and inference time.

## 5 Related Work

**Prompt-Tuning** Prompt-tuning originated from in-context learning introduced by GPT-3 (Brown et al., 2020), demonstrating the few-shot capability of large pretrained language models. In prompt-tuning the task specifications (task description or examples) are provided as part of the input. Depending on the format of the prompt, prompt-tuning methods can be divided into cloze-style prompts for classification (Schick and Schütze, 2021a,b) and open-ended prompts for generation (Li and Liang, 2021).

Application-wise, some recent attempts to apply prompt-tuning to informative extraction tasks include named entity recognition (Ding et al., 2021) and relation extraction (Han et al., 2021; Chen et al., 2022) but they focus on improving the classification component of these tasks. Our model, on the other hand, handles both multi-label classification (identification) task and the localization task.

**Low Resource Event Detection** Low resource event detection aims to alleviate the need for heavy



annotation. This includes settings such as zero-shot transfer learning (Huang et al., 2018; Lyu et al., 2021; Liu et al., 2022), cross-lingual transfer (Subburathinam et al., 2019; Huang et al., 2022), keyword-based supervision (Zhang et al., 2021), lifelong learning (Yu et al., 2021) and few-shot learning (Peng et al., 2016; Lai et al., 2020; Shen et al., 2021; Cong et al., 2021; Chen et al., 2021).

In terms of methodology, prototype-based methods (Deng et al., 2020; Zhang et al., 2021; Cong et al., 2021; Shen et al., 2021) have been a popular choice. Another idea is to transfer knowledge from semantic parsers, such as AMR (Wang et al., 2021; Huang et al., 2018) or SRL (Zhang et al., 2021; Lyu et al., 2021) parsers. QA-based (Du and Cardie, 2020; Liu et al., 2020) and generation-based methods (Li et al., 2021; Hsu et al., 2021; Liu et al., 2022) can also be adapted to the problem since event type information can be incorporated into the input.

## 6 Conclusions and Future Work

In this paper we propose P4E, an identify-and-localize framework for event detection. Specifically, we first *identify* the event types present in the context and then find the trigger *location* based on type-specific event knowledge. The identification stage benefits from the few-shot capability of prompt-tuning and the localization stage enables structured prediction with shared parameters over all types. We show that this approach performs on par with SOTA in the fully supervised setting and outperforms existing methods for few-shot event detection, achieving 15% absolute F1 score gain on FewEvent and 3% gain on MAVEN. One extension of this work could be to develop an interactive system where users can provide feedback to assist the extraction of low-resource event types. We also see that as the event ontology grows in size, the identification performance becomes a bottleneck, which calls for additional exploration.

## 7 Limitations

Our model addresses the event detection task. We have limited our scope to sentence-level events and the datasets we use in this paper are derived from English news articles and Wikipedia.

To achieve the best results, our model requires a human-designed prompt and verbalizers (highly indicative words for each event type). While we, and our work such as (Hu et al., 2021; Cui et al., 2022) show the potential of using automatic verbalizers, it will still cause a slight degrade to the performance. To inject extra event knowledge during the localization stage, there should be some external resource that can be aligned to the event ontology, such as the annotation guidelines for ACE or FrameNet for MAVEN.

## 8 Ethical Considerations

Event detection is a standard component in the event extraction pipeline. We are not aware of any immediate research on bias in event extraction systems but bias has been reported for masked language models (Nangia et al., 2020) which we utilize in our identification stage.

Our paper does not present new datasets, but rather reuses the ACE, FewEvent and MAVEN datasets.

## References

- Tom B. Brown, Benjamin Mann, Nick Ryder, Melanie Subbiah, Jared Kaplan, Prafulla Dhariwal, Arvind Neelakantan, Pranav Shyam, Girish Sastry, Amanda Askell, Sandhini Agarwal, Ariel Herbert-Voss, Gretchen Krueger, T. J. Henighan, Rewon Child, Aditya Ramesh, Daniel M. Ziegler, Jeff Wu, Clemens Winter, Christopher Hesse, Mark Chen, Eric Sigler, Mateusz Litwin, Scott Gray, Benjamin Chess, Jack Clark, Christopher Berner, Sam McCandlish, Alec Radford, Ilya Sutskever, and Dario Amodei. 2020. Language models are few-shot learners. *NeurIPS*.
- Jiawei Chen, Hongyu Lin, Xianpei Han, and Le Sun. 2021. Honey or poison? solving the trigger curse in few-shot event detection via causal intervention. *EMNLP*.
- Xiang Chen, Ningyu Zhang, Ningyu Zhang, Xin Xie, Shumin Deng, Yunzhi Yao, Chuanqi Tan, Fei Huang, Luo Si, and Huajun Chen. 2022. Knowprompt: Knowledge-aware prompt-tuning with synergistic optimization for relation extraction. *Proceedings of the ACM Web Conference 2022*.

- Xin Cong, Shiyao Cui, Bowen Yu, Tingwen Liu, Wang Yubin, and Bin Wang. 2021. [Few-Shot Event Detection with Prototypical Amortized Conditional Random Field](#). In *Findings of the Association for Computational Linguistics: ACL-IJCNLP 2021*, pages 28–40, Online. Association for Computational Linguistics.
- Ganqu Cui, Shengding Hu, Ning Ding, Longtao Huang, and Zhiyuan Liu. 2022. [Prototypical verbalizer for prompt-based few-shot tuning](#). In *Proceedings of the 60th Annual Meeting of the Association for Computational Linguistics (Volume 1: Long Papers)*, pages 7014–7024, Dublin, Ireland. Association for Computational Linguistics.
- Shumin Deng, Ningyu Zhang, Jiaojian Kang, Yichi Zhang, Wei Zhang, and Huajun Chen. 2020. Meta-learning with dynamic-memory-based prototypical network for few-shot event detection. *Proceedings of the 13th International Conference on Web Search and Data Mining*.
- Jacob Devlin, Ming-Wei Chang, Kenton Lee, and Kristina Toutanova. 2019. [BERT: Pre-training of deep bidirectional transformers for language understanding](#). In *Proceedings of the 2019 Conference of the North American Chapter of the Association for Computational Linguistics: Human Language Technologies, Volume 1 (Long and Short Papers)*, pages 4171–4186, Minneapolis, Minnesota. Association for Computational Linguistics.
- Ning Ding, Yulin Chen, Xu Han, Guangwei Xu, Pengjun Xie, Hai-Tao Zheng, Zhiyuan Liu, Juan-Zi Li, and Hong-Gee Kim. 2021. [Prompt-learning for fine-grained entity typing](#). *ArXiv*, abs/2108.10604.
- Xinya Du and Claire Cardie. 2020. [Event extraction by answering \(almost\) natural questions](#). In *Proceedings of the 2020 Conference on Empirical Methods in Natural Language Processing (EMNLP)*, pages 671–683, Online. Association for Computational Linguistics.
- Tianyu Gao, Xu Han, Hao Zhu, Zhiyuan Liu, Peng Li, Maosong Sun, and Jie Zhou. 2019. [FewRel 2.0: Towards more challenging few-shot relation classification](#). In *Proceedings of the 2019 Conference on Empirical Methods in Natural Language Processing and the 9th International Joint Conference on Natural Language Processing (EMNLP-IJCNLP)*, pages 6250–6255, Hong Kong, China. Association for Computational Linguistics.
- Xu Han, Weilin Zhao, Ning Ding, Zhiyuan Liu, and Maosong Sun. 2021. [Ptr: Prompt tuning with rules for text classification](#). *ArXiv*, abs/2105.11259.
- I-Hung Hsu, Kuan-Hao Huang, Elizabeth Boschee, Scott Miller, Prem Natarajan, Kai-Wei Chang, and Nanyun Peng. 2021. [Degree: A data-efficient generative event extraction model](#).
- Shengding Hu, Ning Ding, Huadong Wang, Zhiyuan Liu, Juan-Zi Li, and Maosong Sun. 2021. [Knowledgeable prompt-tuning: Incorporating knowledge into prompt verbalizer for text classification](#). *ArXiv*, abs/2108.02035.
- Kuan-Hao Huang, I-Hung Hsu, Prem Natarajan, Kai-Wei Chang, and Nanyun Peng. 2022. [Multilingual generative language models for zero-shot cross-lingual event argument extraction](#). In *Proceedings of the 60th Annual Meeting of the Association for Computational Linguistics (Volume 1: Long Papers)*, pages 4633–4646, Dublin, Ireland. Association for Computational Linguistics.
- Lifu Huang, Heng Ji, Kyunghyun Cho, Ido Dagan, Sebastian Riedel, and Clare Voss. 2018. [Zero-shot transfer learning for event extraction](#). In *Proceedings of the 56th Annual Meeting of the Association for Computational Linguistics (Volume 1: Long Papers)*, pages 2160–2170, Melbourne, Australia. Association for Computational Linguistics.
- Heng Ji and Ralph Grishman. 2011. Knowledge base population: Successful approaches and challenges. In *Proc. ACL2011*.
- Viet Dac Lai, Thien Huu Nguyen, and Franck Dernoncourt. 2020. [Extensively matching for few-shot learning event detection](#). In *Proceedings of the First Joint Workshop on Narrative Understanding, Storylines, and Events*, pages 38–45, Online. Association for Computational Linguistics.
- Sha Li, Heng Ji, and Jiawei Han. 2021. [Document-level event argument extraction by conditional generation](#). In *Proceedings of the 2021 Conference of the North American Chapter of the Association for Computational Linguistics: Human Language Technologies*, pages 894–908, Online. Association for Computational Linguistics.
- Xiang Lisa Li and Percy Liang. 2021. [Prefix-tuning: Optimizing continuous prompts for generation](#). In *Proceedings of the 59th Annual Meeting of the Association for Computational Linguistics and the 11th International Joint Conference on Natural Language Processing (Volume 1: Long Papers)*, pages 4582–4597, Online. Association for Computational Linguistics.
- Ying Lin, Heng Ji, Fei Huang, and Lingfei Wu. 2020. [A joint neural model for information extraction with global features](#). In *Proceedings of the 58th Annual Meeting of the Association for Computational Linguistics*, pages 7999–8009, Online. Association for Computational Linguistics.
- Jian Liu, Yubo Chen, Kang Liu, Wei Bi, and Xiaojiang Liu. 2020. [Event extraction as machine reading comprehension](#). In *Proceedings of the 2020 Conference on Empirical Methods in Natural Language Processing (EMNLP)*, pages 1641–1651, Online. Association for Computational Linguistics.

- Xiao Liu, Heyan Huang, Ge Shi, and Bo Wang. 2022. [Dynamic prefix-tuning for generative template-based event extraction](#). In *Proceedings of the 60th Annual Meeting of the Association for Computational Linguistics (Volume 1: Long Papers)*, pages 5216–5228, Dublin, Ireland. Association for Computational Linguistics.
- Yinhan Liu, Myle Ott, Naman Goyal, Jingfei Du, Mandar Joshi, Danqi Chen, Omer Levy, Mike Lewis, Luke Zettlemoyer, and Veselin Stoyanov. 2019. Roberta: A robustly optimized bert pretraining approach. *ArXiv*, abs/1907.11692.
- Yaojie Lu, Hongyu Lin, Jin Xu, Xianpei Han, Jialong Tang, Annan Li, Le Sun, Meng Liao, and Shaoyi Chen. 2021. [Text2Event: Controllable sequence-to-structure generation for end-to-end event extraction](#). In *Proceedings of the 59th Annual Meeting of the Association for Computational Linguistics and the 11th International Joint Conference on Natural Language Processing (Volume 1: Long Papers)*, pages 2795–2806, Online. Association for Computational Linguistics.
- Qing Lyu, Hongming Zhang, Elicor Sulem, and Dan Roth. 2021. [Zero-shot event extraction via transfer learning: Challenges and insights](#). In *Proceedings of the 59th Annual Meeting of the Association for Computational Linguistics and the 11th International Joint Conference on Natural Language Processing (Volume 2: Short Papers)*, pages 322–332, Online. Association for Computational Linguistics.
- Nikita Nangia, Clara Vania, Rasika Bhalerao, and Samuel R. Bowman. 2020. [CrowS-pairs: A challenge dataset for measuring social biases in masked language models](#). In *Proceedings of the 2020 Conference on Empirical Methods in Natural Language Processing (EMNLP)*, pages 1953–1967, Online. Association for Computational Linguistics.
- Minh Van Nguyen, Viet Lai, and Thien Huu Nguyen. 2021. [Cross-task instance representation interactions and label dependencies for joint information extraction with graph convolutional networks](#). In *Proceedings of the 2021 Conference of the North American Chapter of the Association for Computational Linguistics: Human Language Technologies*, pages 27–38, Online. Association for Computational Linguistics.
- Haoruo Peng, Yangqiu Song, and Dan Roth. 2016. [Event detection and co-reference with minimal supervision](#). In *Proceedings of the 2016 Conference on Empirical Methods in Natural Language Processing*, pages 392–402, Austin, Texas. Association for Computational Linguistics.
- O. Mahamane Sani Sabo, Yanai Elazar, Yoav Goldberg, and Ido Dagan. 2021. Revisiting few-shot relation classification: Evaluation data and classification schemes. *Transactions of the Association for Computational Linguistics*, 9:691–706.
- Timo Schick and Hinrich Schütze. 2021a. [Exploiting cloze-questions for few-shot text classification and natural language inference](#). In *Proceedings of the 16th Conference of the European Chapter of the Association for Computational Linguistics: Main Volume*, pages 255–269, Online. Association for Computational Linguistics.
- Timo Schick and Hinrich Schütze. 2021b. [It’s not just size that matters: Small language models are also few-shot learners](#). In *Proceedings of the 2021 Conference of the North American Chapter of the Association for Computational Linguistics: Human Language Technologies*, pages 2339–2352, Online. Association for Computational Linguistics.
- Shirong Shen, Tongtong Wu, Guilin Qi, Yuan-Fang Li, Gholamreza Haffari, and Sheng Bi. 2021. [Adaptive knowledge-enhanced Bayesian meta-learning for few-shot event detection](#). In *Findings of the Association for Computational Linguistics: ACL-IJCNLP 2021*, pages 2417–2429, Online. Association for Computational Linguistics.
- Jake Snell, Kevin Swersky, and Richard S. Zemel. 2017. Prototypical networks for few-shot learning. In *NIPS*.
- Ananya Subburathinam, Di Lu, Heng Ji, Jonathan May, Shih-Fu Chang, Avirup Sil, and Clare Voss. 2019. [Cross-lingual structure transfer for relation and event extraction](#). In *Proceedings of the 2019 Conference on Empirical Methods in Natural Language Processing and the 9th International Joint Conference on Natural Language Processing (EMNLP-IJCNLP)*, pages 313–325, Hong Kong, China. Association for Computational Linguistics.
- Flood Sung, Yongxin Yang, Li Zhang, Tao Xiang, Philip H. S. Torr, and Timothy M. Hospedales. 2018. Learning to compare: Relation network for few-shot learning. *2018 IEEE/CVF Conference on Computer Vision and Pattern Recognition*, pages 1199–1208.
- Oriol Vinyals, Charles Blundell, Timothy P. Lillicrap, Koray Kavukcuoglu, and Daan Wierstra. 2016. Matching networks for one shot learning. In *NIPS*.
- David Wadden, Ulme Wennberg, Yi Luan, and Hananeh Hajishirzi. 2019. [Entity, relation, and event extraction with contextualized span representations](#). In *Proceedings of the 2019 Conference on Empirical Methods in Natural Language Processing and the 9th International Joint Conference on Natural Language Processing (EMNLP-IJCNLP)*, pages 5784–5789, Hong Kong, China. Association for Computational Linguistics.
- Xiaozhi Wang, Ziqi Wang, Xu Han, Wangyi Jiang, Rong Han, Zhiyuan Liu, Juanzi Li, Peng Li, Yankai Lin, and Jie Zhou. 2020. [MAVEN: A Massive General Domain Event Detection Dataset](#). In *Proceedings of the 2020 Conference on Empirical Methods in Natural Language Processing (EMNLP)*, pages 1652–1671, Online. Association for Computational Linguistics.

Ziqi Wang, Xiaozhi Wang, Xu Han, Yankai Lin, Lei Hou, Zhiyuan Liu, Peng Li, Juanzi Li, and Jie Zhou. 2021. **CLEVE: Contrastive Pre-training for Event Extraction**. In *Proceedings of the 59th Annual Meeting of the Association for Computational Linguistics and the 11th International Joint Conference on Natural Language Processing (Volume 1: Long Papers)*, pages 6283–6297, Online. Association for Computational Linguistics.

Yi Yang and Arzoo Katiyar. 2020. **Simple and effective few-shot named entity recognition with structured nearest neighbor learning**. In *Proceedings of the 2020 Conference on Empirical Methods in Natural Language Processing (EMNLP)*, pages 6365–6375, Online. Association for Computational Linguistics.

Pengfei Yu, Heng Ji, and Premkumar Natarajan. 2021. Lifelong event detection with knowledge transfer. In *Proc. The 2021 Conference on Empirical Methods in Natural Language Processing (EMNLP2021)*.

Hongming Zhang, Haoyu Wang, and Dan Roth. 2021. **Zero-shot Label-aware Event Trigger and Argument Classification**. In *Findings of the Association for Computational Linguistics: ACL-IJCNLP 2021*, pages 1331–1340, Online. Association for Computational Linguistics.

Wenxuan Zhou, Kevin Huang, Tengyu Ma, and Jinke Huang. 2021. Document-level relation extraction with adaptive thresholding and localized context pooling. In *AAAI*.

## A Dataset Details

For FewEvent, we use the data split from (Cong et al., 2021) and use 80 event types as the training set, 10 event types as the dev set and the remaining 10 event types as the test set. In the data provided, sentences are organized by event type and each sentence only has one event mention annotation.

	Train	Dev	Test
# Types	80	10	10
# Sents	67,982	2,173	697

Table 10: Data split for FewEvent.

In the N-way K-shot experiments, we randomly sample  $N$  event types from the test set and then sample  $K$  labeled instances of that event type for training.

For MAVEN, we follow the data split by (Chen et al., 2021) and use the sentences containing the most frequent 120 event types as the training set. The sentences containing the remaining 45 event type are then split into half as the dev and test set. We use the same random seed as (Chen et al., 2021) to ensure the same split.

	Train	Dev	Test
# Types	125	45	45
# Sents	86,551	1,532	1,555
# Events	287,516	1,741	1,806

Table 11: Data split for MAVEN.

For ACE, we use the data split in (Lin et al., 2020). The same 33 event types are shared in the training, dev and test set.

	Train	Dev	Test
# Sents	19,240	902	676
# Events	4,419	468	424

Table 12: Data split for ACE+.

## B Model Hyperparameters

For the experiments on ACE+, we used the settings and hyperparameters as shown in Table 13.

Parameter	Value
Encoder	Roberta-large
Max seq len	200
Batch size	16
Learning rate	$1e-5$
Learning rate schedule	Linear
Weight decay	$1e-5$
Warmup steps	1000
Epochs	10
Adam $\epsilon$	$1e-8$
Gradient clipping	1.0

Table 13: ACE+ hyperparameters

For all few-shot experiments, we use the parameters listed in Table 14. Experiments were run on a single Nvidia RTX A6000 GPU or 3080 GPU. Our BERT-based model contains 134.2M parameters, among which 133M parameters are from the bert-base-uncased model with a LM head. Since our model is only trained on  $K$  examples for the test types, a single run (training and testing) takes only about 10 minutes.

## C Using Multiple Verbalizers

In the previous experiments, we use one manually selected verbalizer per event type. A natural question is whether more verbalizers will help. We use MAVEN for this set of experiments since MAVEN provides alignments between its event types and FrameNet frames. The FrameNet<sup>6</sup> definitions and

<sup>6</sup><https://framenet.icsi.berkeley.edu/fndrupal/frameIndex>

Parameter	Value
Encoder	bert-base-uncased
Max seq len	200
Batch size	8
Learning rate	$2e - 5$
Learning rate schedule	Linear
Weight decay	$1e - 5$
Warmup steps	0
Epochs	20
Adam $\epsilon$	$1e - 8$
Gradient clipping	1.0

Table 14: Few-shot experiment hyperparameters.

Agg method	Id F1	Id+Loc F1
avg	$67.5 \pm 1.6$	$65.3 \pm 1.4$
max	$67.0 \pm 2.2$	$64.7 \pm 2.2$
logsumexp	$67.0 \pm 1.9$	$64.7 \pm 1.9$
wavg	$67.4 \pm 1.6$	$64.9 \pm 1.7$

Table 15: Using multiple verbalizers for the 45-way-5-shot event detection on the MAVEN dataset (RoBERTa-base model). To balance between frames that have different number of lexical units, we use at most 3 verbalizers. wavg stands for weighted-avg.

lexical units can then serve as event knowledge.

When more than one verbalizer is used, we need to aggregate the scores over the verbalizer set. We experiment with 4 different types of aggregation operators: avg, max, logsumexp, and weighted-avg. The logsumexp operator can be seen as a smoothed version of the max operator. In the weighted-avg operator, the weights of the verbalizers are additional learnable parameters (Hu et al., 2021). As shown in Table 15, in the few-shot setting, using multiple verbalizers can provide 1.5-2% F1 improvement on identification which translates to 1.6-2.2% F1 improvement on the event detection task. In terms of aggregation methods, the avg operator is a simple and reliable choice with the best performance and lowest variance. Although the wavg operator is more expressive, it is hard to learn good weights with only 5 examples per event type.

## D Discussion on Few-shot Event Datasets

Few-shot learning for event detection was largely inspired by the few-shot classification work in computer vision literature (Vinyals et al., 2016; Snell et al., 2017; Sung et al., 2018) which assumes that images are sampled independently under the N-way K-shot setting. However, this assumption does not directly apply to context-dependent tasks such as event detection: the distribution of event types heavily depends on the document and is far from

i.i.d. in practice. This sampling procedure also leads to the absence of the NULL class (sentences without any event mentions), which is often abundant in real documents.

This data discrepancy has received some attention in other tasks such as relation extraction (Gao et al., 2019; Sabo et al., 2021) but is under-explored for event detection. For example, FewEvent instances only contain one event type per sentence and do not include NULL class examples. Sentences from MAVEN may contain multiple event types but also exclude the case of NULL. Thus, many previous works in few-shot event detection simply design their model to be a  $K$ -way classifier. ACE, the dataset which we use for supervised event detection, contains all these cases and the events follow a natural distribution but the small number of event types makes it less attractive to use as a few-shot benchmark. Our model P4E is capable of handling these cases, as exemplified by our performance on ACE, but such abilities were not put to test on the current few-shot datasets. As a result, we would like to remind readers of the possible inflation of few-shot performance on current benchmarks and call for future research on setting up better evaluation.