

A Statistical Learning View of Simple Kriging

Emilia Siviero¹, Emilie Chautru², and Stephan Cl  men  on¹

¹ LTCI, T  l  com Paris, Institut Polytechnique de Paris, France
emilia.siviero@telecom-paris.fr

² Centre de Geosciences, Mines ParisTech, France

Abstract. In the Big Data era, with the ubiquity of geolocation sensors in particular, massive datasets exhibiting a possibly complex spatial dependence structure are becoming increasingly available. In this context, the standard probabilistic theory of statistical learning does not apply directly and guarantees of the generalization capacity of predictive rules learned from such data are left to establish. We analyze here the *simple Kriging* task, the flagship problem in Geostatistics: the values of a square integrable random field $X = \{X_s\}_{s \in S}$, $S \subset \mathbb{R}^2$, with unknown covariance structure are to be predicted with minimum quadratic risk, based upon observing a single realization of the spatial process at a finite number of locations s_1, \dots, s_n in S . Despite the connection of this minimization problem with kernel ridge regression, establishing the generalization capacity of empirical risk minimizers is far from straightforward, due to the non i.i.d. nature of the spatial data X_{s_1}, \dots, X_{s_n} involved. In this article, nonasymptotic bounds of order $O_{\mathbb{P}}(1/n)$ are proved for the excess risk of a *plug-in* predictive rule mimicking the true minimizer in the case of isotropic stationary Gaussian processes observed at locations forming a regular grid. These theoretical results, as well as the role played by the technical conditions required to establish them, are illustrated by various numerical experiments and hopefully pave the way for further developments in statistical learning based on spatial data.

1 Introduction

In recent years, a variety of statistical learning techniques — including, among others, boosting methods, support vector machines, neural networks — have been successfully developed for carrying out various tasks such as classification, regression or clustering. Machine learning techniques, are now supported by a very sound probabilistic theory, see *e.g.* (Devroye et al., 1996; Boucheron et al., 2013). However, the validity framework of statistical learning remains mainly confined to the case of independent and identically distributed (i.i.d.) training data. At the same time, spectacular progress has been made in the collection, management and warehousing of massive datasets for scientific, engineering, medical or commercial purposes, relying on modern technologies, such as satellite imagery or geophysical tomography. These data tend to exhibit complex dependence structures, which in turn implies the violation of the i.i.d. assumption, under which the generalization ability of predictive rules — constructed from training examples by means of statistical learning techniques — is established in general. Whereas the case of time series, which can rely on concentration results for ergodic processes, is receiving increasing attention (see *e.g.* (Steinwart et al., 2009; Steinwart & Christmann, 2009; Kuznetsov & Mohri, 2014; Hanneke, 2017; Cl  men  on et al., 2019)), that of spatial data is in contrast poorly documented in the machine learning literature. The analysis of such structured data finds applications in various fields, ranging from mining exploration to agronomy through epidemiology. Generally viewed as a realization of a second-order random field $X = (X_s)_{s \in S}$ taking its values in \mathbb{R} and indexed by a spatial set $S \subset \mathbb{R}^2$, they are traditionally analyzed in Geostatistics by stipulating a rigid and parsimonious parametric form for the underlying law, adapted to the physical phenomenon of interest. Once the parameters are assessed by means of standard M -estimation techniques such as MLE, the estimated model is used for various (predictive) tasks, see *e.g.* (Gaetan & Guyon, 2009).

The massive character of spatial datasets now available suggests resorting to more flexible, nonparametric, approaches to analyze spatial observations. However, classical tools are simply not designed to cope with data that exhibit such a strong dependence structure. New (nonasymptotic) results must be developed, in order to establish generalization guarantees. This article aims at contributing to the design and the study of statistical learning methods applied to spatial data, by investigating *Kriging*, the flagship problem in Geostatistics, introduced by Krige (1951) and

later in the seminal work of Matheron (1962). In the standard Kriging setup, the spatial process X is observed at $n \geq 1$ sites s_1, \dots, s_n in the domain S . Based on the (generally non i.i.d.) data, the goal is to build a map $f : S \rightarrow \mathbb{R}$ in order to predict X at unobserved sites $s \in S$ with minimum mean squared error. In *simple Kriging*, the mean of X is supposed to be known and the goal is to search for a predictive map $f(s) = f(s \mid X_{s_1}, \dots, X_{s_n})$ that is linear in $\mathbf{X}(\mathbf{s}_n) := (X_{s_1}, \dots, X_{s_n})$. In this article, we start with recalling that the optimal predictor of this type (which can be derived by ordinary least squares) has the same form as a kernel ridge regressor (KRR), once the Gram matrix is replaced with the true covariance matrix of the random vector $\mathbf{X}(\mathbf{s}_n)$. From a statistical perspective, a predictive map can be built from the spatial observations by means of a plug-in strategy, when stationarity is assumed. Then, the covariance function can be estimated in a frequentist manner under mild smoothness assumptions and an empirical version of the optimal linear predictor is obtained by replacing the (unknown) covariance with the estimator in the KRR type formula. Assuming that the observed sites form a (regular) grid of S , denser and denser as n grows (*i.e.* placing ourselves in the *in-fill* asymptotic setting), and that X is a Gaussian spatial process, we establish nonasymptotic bounds for the excess risk of the predictive function thus constructed. These generalization bounds rely in particular on recent concentration results for sums of gamma random variables, see *e.g.* (Bercu et al., 2015; Wang & Ma, 2020). To the best of our knowledge, this is the theoretical analysis of this nature documented in the statistical and machine learning literature. To illustrate the generalization capacity of the nonparametric predictive approach analyzed in this article and the impact of the conditions stipulated to guarantee it, a number of numerical experiments are carried out.

The article is structured as follows. In Section 2, the main notations are introduced and the basic concepts pertaining to the theory of Kriging in Geostatistics — involved in the subsequent analysis — are briefly recalled, together with some key results related to kernel ridge regression. The main results of the paper are stated in Section 3, where the connection between KRR and simple Kriging is preliminarily highlighted and excess risk bounds for the empirical version of the simple Kriging rule are established under appropriate assumptions. Numerical results are displayed in Section 4 for illustration purposes, while some concluding remarks are collected in Section 5. Due to space limitations, detailed technical proofs, additional comments and experimental results are postponed to the Appendix.

2 Theoretical Background

Here and throughout, the indicator function of any event \mathcal{E} is denoted by $\mathbb{I}\{\mathcal{E}\}$, the Dirac mass at any point x by δ_x , the transpose of any matrix M by tM , the trace of any square matrix B by $\text{Tr}(B)$. Vectors of finite dimension $d \in \mathbb{N}^*$ are classically viewed as column vectors and the Euclidean norm in \mathbb{R}^d is denoted by $\|\cdot\|$ and the corresponding scalar product by $\langle \cdot, \cdot \rangle$. By $\text{Cov}(Z_1, Z_2)$ is meant the covariance of any square integrable real-valued random variables defined on a same probability space, by $\text{Var}(Z)$ the covariance matrix of any square integrable random vector Z and by $|E|$ the cardinality of any finite set. The operator norm of any $d \times d$ matrix A by $\|A\| = \sup\{\|Av\| : v \in \mathbb{R}^d, \|v\| = 1\}$.

2.1 Statistical Kriging

Let $S \subset \mathbb{R}^2$ be a (Borelian) spatial set and X be a second-order random field on S with \mathbb{R} as state space, *i.e.* a collection $X = \{X_s : s \in S\}$ of real valued square integrable random variables (r.v.) defined on the same probability space, $(\Omega, \mathcal{F}, \mathbb{P})$ say, indexed by $s \in S$. We denote by $m : s \in S \mapsto \mathbb{E}[X_s]$ its mean and by $C : (s, t) \in S^2 \mapsto C(s, t) = \text{Cov}(X_s, X_t)$ its covariance functions. As formulated in the seminal contribution (Matheron, 1962), the problem of ordinary *Kriging* can be described as follows. Based on the observation of the spatial process at a finite number of points s_1, \dots, s_n in the spatial set S , the goal pursued is to build a predictor \hat{X}_s of X_s at a given unobserved site $s \in S$. The accuracy of the prediction can be measured by the mean squared error

$$L(s, \hat{X}_s) = \mathbb{E}_X \left[\left(\hat{X}_s - X_s \right)^2 \right]. \quad (1)$$

Simple Kriging. In Kriging in its simplest form, the mean $m(\cdot)$ is supposed to be known and rather than recentering it, it is assumed that the random field X is centered.

Assumption 1 *The random field X is centered: $m \equiv 0$.*

One also assumes that the predictor \widehat{X}_s is of the form of a linear combination of the X_{s_i} 's

$$\widehat{X}_{s,\lambda(s)} = \lambda_1(s)X_{s_1} + \dots + \lambda_n(s)X_{s_n}, \quad (2)$$

where $\lambda(s) = (\lambda_1(s), \dots, \lambda_n(s)) \in \mathbb{R}^n$. The optimal predictor of this form regarding the expected prediction error can be deduced from a basic variance computation (see the Appendix for further details); it is described below.

Lemma 1. *For $n \geq 1$, let $\mathbf{s}_n = (s_1, \dots, s_n)$, $\mathbf{X}(\mathbf{s}_n) = (X_{s_1}, \dots, X_{s_n})$, $\Sigma(\mathbf{s}_n) = \text{Var}(\mathbf{X}(\mathbf{s}_n))$ and define $\mathbf{c}_n(s) = (\text{Cov}(X_s, X_{s_1}), \dots, \text{Cov}(X_s, X_{s_n}))$. Suppose that the matrix $\Sigma(\mathbf{s}_n)$ is definite positive. Then, the solution of the minimization problem*

$$\min_{\lambda(s) \in \mathbb{R}^n} L\left(s, \widehat{X}_{s,\lambda(s)}\right)$$

is unique and given by

$$\lambda^*(s) = {}^t\mathbf{c}_n(s)\Sigma(\mathbf{s}_n)^{-1}. \quad (3)$$

In addition, the minimum is equal to

$$L\left(s, \widehat{X}_{s,\lambda^*(s)}\right) = \text{Var}(X_s) - {}^t\mathbf{c}_n(s)\Sigma(\mathbf{s}_n)^{-1}\mathbf{c}_n(s).$$

The proof of the lemma stated above is well-known folklore in Statistics: it is exactly the same as that of the result giving the optimal solution in linear regression. The major difference between the two frameworks is of statistical nature. If one tries to predict X_s by a linear combination of the components of the observed r.v. $\mathbf{X}(\mathbf{s}_n)$ in simple Kriging, statistical fitting does not rely on the observation of independent copies of the pair output-input $(X_s, \mathbf{X}(\mathbf{s}_n))$ but on the observation of the X_{s_i} 's solely and some appropriate structural (possibly parametric) assumptions regarding the second-order structure of the random field X , see *e.g.* (Chiles & Delfiner, 2009).

Remark 1. (GAUSSIAN RANDOM FIELDS) Notice that, in the case where the random field X is Gaussian, we have:

$$\widehat{X}_{s,\lambda^*(s)} = \mathbb{E}[X_s \mid \mathbf{X}(\mathbf{s}_n)].$$

Hence $\widehat{X}_{s,\lambda^*(s)}$ is the minimizer of the quadratic error $L(s, \widehat{X}_s)$ over the set of all predictors \widehat{X}_s .

Remark 2. (EXACT INTERPOLATION) We point out that, in contrast to the least squares solution in a linear regression problem in general, the solution of the simple Kriging problem is an exact interpolator, in the sense that $\widehat{X}_{s_i,\lambda^*(s_i)} = X_{s_i}$ for all $i \in \{1, \dots, n\}$, see *e.g.* (Cressie, 1993, p. 129).

Remark 3. (ALTERNATIVE FRAMEWORK) The spatial prediction problem has been investigated in a different statistical framework, much more restrictive regarding practical applications, assuming the observation of $N \geq 1$ independent copies of $\mathbf{X}(\mathbf{s}_n)$, in Qiao et al. (2018), where a nonasymptotic analysis is carried out as N increases. We also point out that, instead of the classic *in-fill* setting considered in Section 3.2 (stipulating that the grid \mathbf{s}_n formed by the observed sites in S is denser and denser, while S is fixed), the *out-fill* framework can be considered alternatively (prediction accuracy is then analyzed as the spatial domain S becomes wider and wider) or combined with the *in-fill* model in a hybrid fashion, see *e.g.* (Hall & Patil, 1994) and the references mentioned in the Appendix.

As recalled in the subsection below, in spite of the major difference regarding the statistical setup, the Kriging and regression problems share similarities in the optimization approach considered to solve them.

2.2 Kernel Ridge Regression

In the most basic and usual regression setup, one has a system consisting of a square integrable random output Y taking its values in \mathbb{R} and a random vector $\mathbf{Z} = (Z_1, \dots, Z_d)$ concatenating a set of random input/explanatory random variables. Based on a training sample $\{(Y_1, \mathbf{Z}_1), \dots, (Y_N, \mathbf{Z}_N)\}$ composed of independent copies of the random pair (Y, \mathbf{Z}) , the goal pursued is to build a predictor $\hat{F}_N(z)$ mimicking the mapping $F^*(z) = \mathbb{E}[Y | \mathbf{Z}]$ that minimizes the MSE

$$L(F) = \mathbb{E} \left[(Y - F(\mathbf{Z}))^2 \right] \quad (4)$$

over the ensemble of all possible measurable mappings $F : \mathbb{R}^d \rightarrow \mathbb{R}$ that are square integrable with respect to the distribution of \mathbf{Z} . Many practical approaches are based on the Empirical Risk Minimization (ERM) principle, which consists in replacing in the optimization problem the criterion (4), unknown just like (Y, \mathbf{Z}) 's distribution, by a statistical version computed from the training sample available, in general

$$\hat{L}_N(F) = \frac{1}{N} \sum_{i=1}^N (Y_i - F(\mathbf{Z}_i))^2,$$

and restricting minimization to a class \mathcal{F} of predictors of controlled complexity, see *e.g.* (Györfi et al., 2002). Under the assumption that the random variables Y and $\{F(\mathbf{Z}) : F \in \mathcal{F}\}$ have sub-Gaussian tails, the order of magnitude of the fluctuations of the maximal deviations $\sup_{F \in \mathcal{F}} |\hat{L}_N(F) - L(F)|$ can be estimated and generalization bounds for the MSE of empirical risk minimizers can be established, see *e.g.* (Lecué & Mendelson, 2016). In *linear regression*, the class considered is that composed of all linear functionals on \mathbb{R}^d , namely $\mathcal{F} = \{\langle \mu, \cdot \rangle : \mu \in \mathbb{R}^d\}$, where $\langle \cdot, \cdot \rangle$ denotes the usual inner product on \mathbb{R}^d . In linear ridge regression (LRR), one thus minimizes the empirical error plus a quadratic penalty term to avoid overfitting

$$\frac{1}{2} \sum_{i=1}^N (Y_i - {}^t\mu \mathbf{Z}_i)^2 + \frac{\eta}{2} \|\mu\|^2,$$

where $\eta \geq 0$ is a tuning parameter that rules the trade-off between complexity penalization and goodness-of-fit (generally selected via cross-validation in practice). It yields

$$\hat{\mu}_\eta = {}^t\mathbf{Y}_N \mathcal{Z}_N (\eta \mathbf{I}_d + \mathcal{Z}_N {}^t\mathcal{Z}_N)^{-1}, \quad (5)$$

where \mathbf{I}_d is the $d \times d$ identity matrix, $\mathbf{Y}_N = (Y_1, \dots, Y_N)$ and \mathcal{Z}_N is the $d \times N$ matrix with $\mathbf{Z}_1, \dots, \mathbf{Z}_N$ as column vectors, as well as the predictive mapping $\hat{F}_N(z) = {}^t\hat{\mu}_\eta z$, $z \in \mathbb{R}^d$. The regularization term ensures that the matrix inversion involved in (5) is always well-defined by bounding the smallest eigenvalues away from zero. In kernel ridge regression (KRR), one applies LRR in the feature space, *i.e.* to the data $((Y_1, \Phi(\mathbf{Z}_1)), \dots, (Y_N, \Phi(\mathbf{Z}_N)))$, where $\Phi : \mathbb{R}^d \rightarrow \mathcal{H}$ is a *feature map* taking its values in a reproducing kernel Hilbert space (RKHS) $(\mathcal{H}, \langle \cdot, \cdot \rangle_{\mathcal{H}})$ associated to a (positive definite) kernel $K : \mathbb{R}^d \times \mathbb{R}^d : \forall (z, z') \in \mathbb{R}^d \times \mathbb{R}^d, K(z, z') = \langle \Phi(z), \Phi(z') \rangle_{\mathcal{H}}$. By means of the kernel trick, the predictive mapping, linear in the feature space, can be written as

$$\tilde{F}_N(z) = {}^t\mathbf{Y}_N (\eta \mathbf{I}_N + \mathcal{K}_N)^{-1} \kappa_N(z), \quad (6)$$

where \mathbf{I}_N is the $N \times N$ identity matrix, \mathcal{K}_N is the Gram matrix with entries $K(\mathbf{Z}_i, \mathbf{Z}_j) = \langle \Phi(\mathbf{Z}_i), \Phi(\mathbf{Z}_j) \rangle_{\mathcal{H}}$ for $1 \leq i, j \leq N$ and $\kappa_N(z) = (K(\mathbf{Z}_1, z), \dots, K(\mathbf{Z}_N, z)) \in \mathbb{R}^N$. One may refer to (Steinwart & Christmann, 2008, Chapter 9) for more details on support vector machines for regression.

3 Main Results

This section states the main results of the paper. As a first go, we highlight the similarity between KRR and the dual Kriging problem, the latter being viewed as a multitask learning problem with an infinite number of tasks. See also (Kanagawa et al., 2018) for a detailed discussion about the connections between Gaussian processes and kernel methods. We next explain how a solution to Kriging with statistical guarantees can be derived from an accurate estimator of the covariance under appropriate conditions.

3.1 Viewing Dual Kriging as a KRR Problem

The purpose of *simple Kriging* can be more ambitious than the construction of a pointwise prediction for the random field X at an unobserved site $s \in S$ through linear interpolation of the discrete observations available as formulated in Section 2.1. The goal pursued may consist in building a decision function $f : S \rightarrow \mathbb{R}$ in order to predict X over all S based on the observation of the spatial process at a finite number of points s_1, \dots, s_n in the spatial set S . The global accuracy of the predictive map f over the entire set S can be measured by the integrated mean squared error

$$L_S(f) = \int_{s \in S} L(s, f) ds = \mathbb{E}_X \left[\int_{s \in S} (f(s) - X_s)^2 ds \right].$$

Hence, the objective is to predict an infinite number of output variables X_s , with $s \in S$, based on the input variables X_{s_1}, \dots, X_{s_n} . It can be viewed as a multitask predictive problem with an infinite number of tasks. In the ordinary formulation, the prediction $f(s)$ at any point $s \in S$ is assumed to be a linear combination of the X_{s_i} 's

$$f_\lambda(\cdot) = \lambda_1(\cdot)X_{s_1} + \dots + \lambda_n(\cdot)X_{s_n}, \quad (7)$$

where $\lambda : s \in S \mapsto (\lambda_1(s), \dots, \lambda_n(s)) \in \mathbb{R}^n$ is a measurable function. The optimal predictive rule of this form regarding the expected prediction error can be straightforwardly deduced from Lemma 1. It is described in the result stated below, the proof of which is omitted. We denote by \mathcal{F}_n the class composed of all (random) mappings of type (7).

Lemma 2. *Suppose that the hypotheses of Lemma 1 are fulfilled. Define the predictive mapping: $\forall s \in S$,*

$$f_{\lambda^*}(s) = \langle \lambda^*(s), \mathbf{X}(\mathbf{s}_n) \rangle = {}^t \mathbf{X}(\mathbf{s}_n) \Sigma(\mathbf{s}_n)^{-1} \mathbf{c}_n(s). \quad (8)$$

We have

$$f_{\lambda^*} = \arg \min_{f \in \mathcal{F}_n} \mathbb{E}_{\mathbf{X}(\mathbf{s}_n)} [L_S(f)]. \quad (9)$$

In addition, the minimum global error over \mathcal{F}_n is

$$L_S(f_{\lambda^*}) = \int_{s \in S} (\text{Var}(X_s) - {}^t \mathbf{c}_n(s) \Sigma(\mathbf{s}_n)^{-1} \mathbf{c}_n(s)) ds.$$

Observe that the mapping (8) at $s \in S$ has the same form as that of the kernel ridge regressor at $z \in \mathbb{R}^d$ in (6), except that the regularized Gram matrix $\eta \mathbf{I}_N + \mathcal{K}_N$ is replaced by $\Sigma(\mathbf{s}_n)$, the vector \mathbf{Y}_N by $\mathbf{X}(\mathbf{s}_n)$ and $\kappa_N(z)$ by $\mathbf{c}_n(s)$.

Plug-in predictive rules. The quantities $\Sigma(\mathbf{s}_n)$ and $\mathbf{c}_n(s)$ are unknown in practice and must be replaced by estimators in order to form an estimator $\hat{\lambda}$ of λ^* . For this reason, establishing rate bounds that assess the generalization capacity of the resulting predictive map $f_{\hat{\lambda}}$ is far from straightforward. It is the aim of the subsequent analysis to develop a framework for simple Kriging with statistical guarantees, based on a preliminary nonasymptotic study of the performance of a covariance estimator $\hat{C}(s, t)$.

Remark 4. (GAUSSIAN RANDOM FIELDS, BIS) We point out that, in the case where the random field X is Gaussian, the mapping f_{λ^*} is the minimizer of the global error L_S over the set of all predictive rules $f(s) = f(s; \mathbf{X}(\mathbf{s}_n))$.

3.2 Nonparametric Covariance Estimation

As mentioned above, the estimation of the covariance function, which the plug-in predictive approach considered here fully relies on, is based on a ‘large’ number n of observations X_{s_1}, \dots, X_{s_n} exhibiting a certain dependence structure and cannot rely on independent realizations of the random field X , in contrast to the usual statistical learning setup. The *in-fill* asymptotics stipulates that the number of observations inside the fixed and bounded domain S increases, the latter forming a denser and denser grid as $n \rightarrow +\infty$. Since the goal of this paper is to explain the main ideas rather than dealing with the problem in full generality, we assume for simplicity that the spatial set S

is equal to the unit square $[0, 1]^2$ and the observed sites are the points of the dyadic grid at scale $j \geq 1$:

$$\mathcal{G}_j = \{(k2^{-j}, l2^{-j}) : 0 \leq k, l \leq 2^j\}. \quad (10)$$

In this case, we have $n = (1 + 2^j)^2$. The gridpoints are indexed using the lexicographic order on \mathbb{R}^2 by assigning index $i = k(1 + 2^j) + (l + 1)$ to point $(k2^{-j}, l2^{-j})$, which is denoted by s_i . The assumption of (second-order) stationarity is required so that a frequentist approach can be successful in such a nonparametric framework. In the subsequent analysis, we suppose that the following hypotheses are fulfilled.

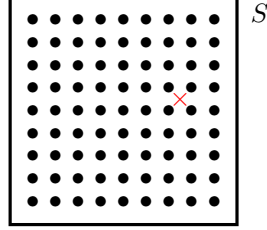


Fig. 1: Unobserved site depicted by a red cross.

Assumption 2 *The centered random field X is stationary in the second-order sense and isotropic w.r.t. the Euclidean norm, i.e. there exists $c : \mathbb{R}_+ \rightarrow \mathbb{R}$ s.t. $c(\|t - s\|) = C(s, t)$ for all $(s, t) \in S^2$.*

Assumption 3 *There exists a known integer $j_1 \geq 1$ s.t. $c(h) = 0$ as soon as $h \geq 1 - 2^{-j_1}$.*

Assumption 4 *The random field X is Gaussian with positive definite covariance function.*

Under Assumption 4, the weak stationarity guaranteed by Assumption 2 is of course equivalent to strong stationarity (i.e. shift-invariance of the finite dimensional marginals) insofar as Gaussian laws are fully characterized by the mean and covariance functions. Under Assumptions 1-2, we have $C(s, t) = \mathbb{E}[X_t X_s] = c(h)$ for all $(s, t) \in S^2$ s.t. $h = \|s - t\|$. Supposing in addition that Assumption 3 is fulfilled (the function c can be then extended to \mathbb{R}^2 by setting $c(h) = 0$ for all $h > \sqrt{2}$), a natural estimator \hat{c} of the covariance function is then defined by $\hat{c}(h) = 0$ if $h \geq 1 - 2^{-j_1}$ and otherwise by

$$\hat{c}(h) = \frac{1}{n_h} \sum_{(s_i, s_j) \in N(h)} X_{s_i} X_{s_j}, \quad (11)$$

where $N(h) = \{(s_i, s_j), \|s_i - s_j\| = h, (i, j) \in \llbracket 1, n \rrbracket^2\}$ is the set of pairs of sites that are at distance h from one another and $n_h = |N(h)|$ denotes its cardinality (notice that $n_0 = n$). Define $\mathcal{H}_n = \{\|s_i - s_j\| : (i, j) \in \{1, \dots, n\}\}$ the set of observed distances. The lemma stated below shows that n_h is of order n for lags $h < 1 - 2^{-j_1}$ as soon as $n > (1 - 2^{-j_1})^2$, thus ensuring that the number of terms averaged in (11) is large enough. Refer to the Appendix for the technical proof.

Lemma 3. *Suppose that Assumption 3 is fulfilled and let $n > (1 - 2^{-j_1})^2$. Then, there exists a constant $\nu > 0$ depending on j_1 only such that: $\forall h \in \mathcal{H}_n, n_h > \nu n$.*

In Geostatistics, rather than the covariance, one uses the semi-variogram to characterize the second-order dependence structure of the observations, namely

$$\gamma(h) = \frac{1}{2} \text{Var}(X_{s+h} - X_s) = \frac{1}{2} \mathbb{E}[(X_{s+h} - X_s)^2]. \quad (12)$$

Its main advantage lies in the fact that its computation does not require the knowledge of the (supposedly constant) mean. It is linked to the covariance by the equation $\gamma(h) = c(0) - c(h)$.

Observe that, for any lag $h \in \mathcal{H}_n$, unbiased estimators of $\gamma(h)$ and $c(0)$ based on the values of the random field X at the observed sites are:

$$\hat{\gamma}(h) = \frac{1}{2n_h} \sum_{(s_i, s_j) \in N(h)} (X_{s_i} - X_{s_j})^2 \quad (13)$$

$$\hat{c}_h(0) = \hat{\gamma}(h) + \hat{c}(h) = \frac{1}{n_h} \sum_{i=1}^n n_h(i) X_{s_i}^2, \quad (14)$$

with $n_h(i) = |\{j \in \{1, \dots, n\} : (s_i, s_j) \in N(h)\}|$ for $i \in \{1, \dots, n\}$. Under Assumption 4, the distributions of the estimators (13)-(14) can be classically made explicit, as revealed by the result stated below, see *e.g.* (Gaetan & Guyon, 2009; Cressie, 1993).

Proposition 1. *Suppose that Assumption 4 is fulfilled. Let $h \in \mathcal{H}_n$. The estimators (13)-(14) are distributed as follows:*

$$\hat{\gamma}(h) \sim \frac{1}{n_h} \sum_{i=1}^{n_h} \ell_i(h) \chi_i^2 \text{ and } \hat{c}_h(0) \sim \frac{1}{n_h} \sum_{i=1}^{n_h} \rho_i(h) \chi_i^2, \quad (15)$$

where the χ_i^2 's are independent χ^2 random variables with one degree of freedom and the $\ell_i(h)$'s are the n_h (strictly positive) eigenvalues of $L(n, h) \Sigma(\mathbf{s}_n)$, denoting by $L(n, h)$ the symmetric positive definite (Laplacian) matrix with entries $L_{i,j}(n, h) = -\mathbb{I}\{(s_i, s_j) \in N(h)\}$ if $i \neq j$ and $L_{i,i}(n, h) = n_h(i)$. The $\rho_i(h)$'s are the n_h (strictly positive) eigenvalues of $D(n, h) \Sigma(\mathbf{s}_n)$, denoting by $D(n, h)$ the diagonal matrix with entries $D_{i,i}(n, h) = n_h(i)$.

Recall also that, under Assumptions 2-3, the spatial process X has an isotropic spectral density $\Phi(u) = (2\pi)^{-2} \int_{s \in \mathbb{R}^2} \exp(-i^t s u) c(\|s\|) ds = \phi(\|u\|)$, see *e.g.* (Stein, 1999, Chapter 2). The additional hypothesis below is required in the subsequent analysis.

Assumption 5 *There exist $0 < m \leq M < +\infty$ such that: $\forall u \in \mathbb{R}^2$, $m \leq \sum_{k \in \mathbb{Z}^2} \Phi(u + 2\pi k) \leq M$.*

It classically guarantees that the eigenvalues of the covariance matrix of the spatial process sampled on the regular grid \mathcal{G}_j are bounded and bounded away from 0, see *e.g.* (Brockwell & Davis, 1987). Combining then Lemma 3 with Proposition 1 and classic bounds for the largest eigenvalues of Laplacian matrices (see the auxiliary results in the Appendix), one may deduce the Poisson tail bounds for the deviations between the unbiased estimators and their expectations from the exponential inequalities established for Gamma r.v.'s, see *e.g.* (Bercu et al., 2015; Wang & Ma, 2020).

Proposition 2. *Suppose that Assumptions 1-5 are fulfilled. Let $h \in \mathcal{H}_n$. For all $t > 0$, we have:*

$$\begin{aligned} \mathbb{P}(|\hat{\gamma}(h) - \gamma(h)| \geq t) &\leq e^{-C_1 n t} + e^{-C'_1 n t^2}, \\ \mathbb{P}(|\hat{c}_h(0) - c(0)| \geq t) &\leq e^{-C_2 n t} + e^{-C'_2 n t^2}, \end{aligned}$$

where C_i and C'_i , $i \in \{1, 2\}$, are nonnegative constants depending on j_1 , m and M solely.

The proof is detailed in the Appendix. One may estimate the covariance function at unobserved lags $h \in [0, 1 - 2^{-j_1}] \setminus \mathcal{H}_n$ by means of a piecewise constant estimator, for instance the 1-NN estimator $\hat{c}(h) = \hat{c}(l_h)$, where $l_h = \arg \min_{l \in \mathcal{H}_n} \|h - l\|$ (breaking ties in an arbitrary fashion). As $\|h - l_h\| \leq 2^{-j} = 1/(\sqrt{n} - 1)$, the smoothness hypothesis below then permits to control the covariance estimation error at unobserved lags.

Assumption 6 *The mapping $h \in [0, 1 - 2^{-j_1}] \mapsto c(h)$ is of class \mathcal{C}^1 with gradient bounded by $D < +\infty$.*

The result below is also proved at length in the Appendix. Under Assumption 6, it simply follows from Proposition 2 combined with the union bound and the finite increment inequality.

Corollary 1. *Suppose that Assumptions 1–6 are satisfied. Then, for any $\delta \in (0, 1)$, we have with probability at least $1 - \delta$:*

$$\sup_{h \geq 0} |\hat{c}(h) - c(h)| \leq C_3 \sqrt{\log(n/\delta)/n} + D/(\sqrt{n} - 1),$$

as soon as $n \geq C'_3 \log(n/\delta)$, where C_3 and C'_3 are nonnegative constants depending on j_1 , m and M solely.

Let $\hat{\Sigma}(\mathbf{s}_n)$ be the estimator of the covariance matrix $\Sigma(\mathbf{s}_n)$, built by replacing the $c(h)$'s with the $\hat{c}(h)$'s at the observed lags $h \in \mathcal{H}_n$. Its accuracy is described in a nonasymptotic fashion by the bound stated in the result below.

Proposition 3. *Suppose that Assumptions 1–6 are satisfied. Then, for any $\delta \in (0, 1)$, we have with probability at least $1 - \delta$:*

$$|||\hat{\Sigma}(\mathbf{s}_n) - \Sigma(\mathbf{s}_n)||| \leq C_4 \sqrt{\log(n/\delta)/n} + D/(\sqrt{n} - 1),$$

as soon as $n \geq C'_4 \log(n/\delta)$, where C_4 and C'_4 are nonnegative constants depending on j_1 , m and M solely.

Two technical assumptions play a central role here: Assumption 4 allows to exploit the connection between the covariance matrix and the spectral density thanks to the Bochner's Theorem (see *e.g.* (Hall et al., 1994)) and Assumption 5 enables to control the accuracy by the supremum of the covariance function estimation error at all lags $h > 0$, term for which Corollary 1 provides a bound. Refer to the Appendix for further details about the technical argument.

Now upper confidence bounds for the deviations between the quantities involved in (8) (*i.e.* $\Sigma(\mathbf{s}_n)$ and $\mathbf{c}_n(s)$) and the statistical versions computed have been established, one may prove generalization bounds for the corresponding *plug-in* Kriging rule, as shown in the next subsection.

3.3 Excess Risk Bounds in Simple Kriging

Replacing the covariance matrix $\Sigma(\mathbf{s}_n)$ and the covariance vector $\mathbf{c}_n(s)$ by their estimators, a statistical counterpart of λ^* is then

$$\hat{\lambda}(s) = {}^t \hat{\mathbf{c}}_n(s) \hat{\Sigma}(\mathbf{s}_n)^{-1} \quad (16)$$

Define thus the empirical predictive mapping $f_{\hat{\lambda}}(s)$ by: $\forall s \in S$,

$$f_{\hat{\lambda}}(s) = \langle \hat{\lambda}(s), \mathbf{X}(\mathbf{s}_n) \rangle = {}^t \mathbf{X}(\mathbf{s}_n) \hat{\Sigma}(\mathbf{s}_n)^{-1} \hat{\mathbf{c}}_n(s). \quad (17)$$

The theorem below provides an upper confidence bound for the excess of risk

$$L_S(f_{\hat{\lambda}}) - L_S(f_{\lambda^*}) = \mathbb{E}_X \left[\int_{s \in S} (f_{\hat{\lambda}}(s) - f_{\lambda^*}(s))^2 ds \right], \quad (18)$$

assessing the generalization capacity of the empirical simple Kriging rule (17) at unobserved sites.

Theorem 1. *Suppose that Assumptions 1–6 are satisfied. The following assertions hold true.*

(i) *For any $\delta \in (0, 1)$, we have with probability at least $1 - \delta$:*

$$\|\hat{\lambda}(s) - \lambda^*(s)\| \leq C_5 \sqrt{\log(n/\delta)/n} + D/(\sqrt{n} - 1),$$

as soon as $n \geq C'_5 \log(n/\delta)$, where C_5 and C'_5 are nonnegative constants depending on j_1 , m and M solely.

(ii) *For any $\delta \in (0, 1)$, we have with probability at least $1 - \delta$:*

$$L_S(f_{\hat{\lambda}}) - L_S(f_{\lambda^*}) \leq C_6 \log(n/\delta)/n + 2D^2/(n+1),$$

as soon as $n \geq C'_6 \log(n/\delta)$, where C_6 and C'_6 are nonnegative constants depending on j_1 , m and M solely.

The proof naturally exploits the bounds obtained in Subsection 3.2 and is sketched in the 'Sketch of Proof' section, more technical details being given in the Appendix, together with a discussion about possible ways of extending these results to a more general framework. These theoretical guarantees are illustrated by numerical results based on simulated spatial data in the next section.

4 Illustrative Experiments

We now illustrate the theoretical analysis carried out above by numerical results, illuminating the impact of the assumptions made to get finite sample guarantees. The experiments were implemented in Python 3.6, using the library `gstools` (Müller & Schüler). Below, two covariance models for Kriging of a Gaussian random field X are considered.

First, an isotropic *truncated power law* covariance function is considered:

$$c : h \in [0, +\infty) \mapsto (1 - h/\theta)^{\frac{3}{2}} \mathbb{I}\{h \leq \theta\}. \quad (19)$$

It satisfies all the assumptions involved in Theorem 1, see (Golubov, 1981).

Next, empirical Kriging is applied to a Gaussian field X with *Gaussian* covariance function:

$$c : h \in [0, +\infty) \mapsto \exp(-h^2/\theta^2), \quad (20)$$

which does not satisfy Assumption 3 but vanishes very quickly.

Given the spatial domain $S = [0, 1]^2$, 100 independent realizations of X of reference were simulated on a 36×36 grid; serving as ground truth. First, a toy dataset was formed by extracting observations on a 9×9 sub-grid (the scale of the dyadic grid was fixed at $j = 3$). They were used to estimate the values of each Gaussian process at the remaining locations (prediction targets) via simple Kriging, first using the theoretical covariance, then its empirical counterpart. For the empirical Kriging prediction, the covariance function was estimated from the artificial database. Prediction errors were deduced by taking the squared difference between the reference and the prediction. By comparing these 2×100 prediction maps to their respective 100 references, we were able to evaluate the Mean Integrated Squared Error (MISE) appearing in (3.1) for the theoretical predictive mapping f_{λ^*} and the empirical predictive mapping $f_{\hat{\lambda}}$. The corresponding results for the two covariance functions are displayed in Table 1: the mean and the standard deviation for the 100 independent simulations are given for different values of θ , the parameter used in the definition of the covariance functions. Note that the parameter θ is linked to the parameter j_1 in Assumption 3 by the following equation:

$$j_1 = -\frac{\log(1 - \theta/\sqrt{m})}{\log(2)},$$

where $m = 36$ is the size of the original grid. For the truncated power law covariance function, observe that the mean and the standard deviation of the MISE increase with θ (and, by definition, with j_1) for the theoretical Kriging, while they decrease for the empirical version. Furthermore, in keeping with our theoretical results, the difference between the two MISE (equal to the excess of risk) is relatively small. On the other hand, for the Gaussian covariance function, the mean and the standard deviation of the MISE increase with θ for the empirical Kriging. Still, for small values of θ , the mean of the MISE is relatively small. To better understand the structure of these errors, the maps of all mean squared errors for the empirical Kriging predictor are depicted in Figures 2 and 3.

Here, the errors seem to be completely random over space, resembling white noise. Usually, one would expect to see border effects, with a higher mean error on the boundaries of the window of observation. The absence of such a phenomenon here is due to the absence of correlation between locations that are distant enough. Let us observe that, by construction, Kriging has a smoothing effect on the random field it predicts (Chiles & Delfiner, 2009, p.29). Therefore, with spatial processes as rough as the Gaussian with truncated power law covariance function, errors caused by this smoothing effect are bound to happen.

In addition, as underlined in Remark 2, the figures clearly show that Kriging is an exact interpolator (the error is null at the training sites).

Additional numerical experiments are described and commented in the Appendix. In order to analyze the predictive performance of the empirical Kriging method as n grows (*i.e.* when the grid formed by the observed sites becomes denser and denser), more observations inside the fixed spatial domain S are considered, for the two covariance functions used above and for other covariance functions as well.

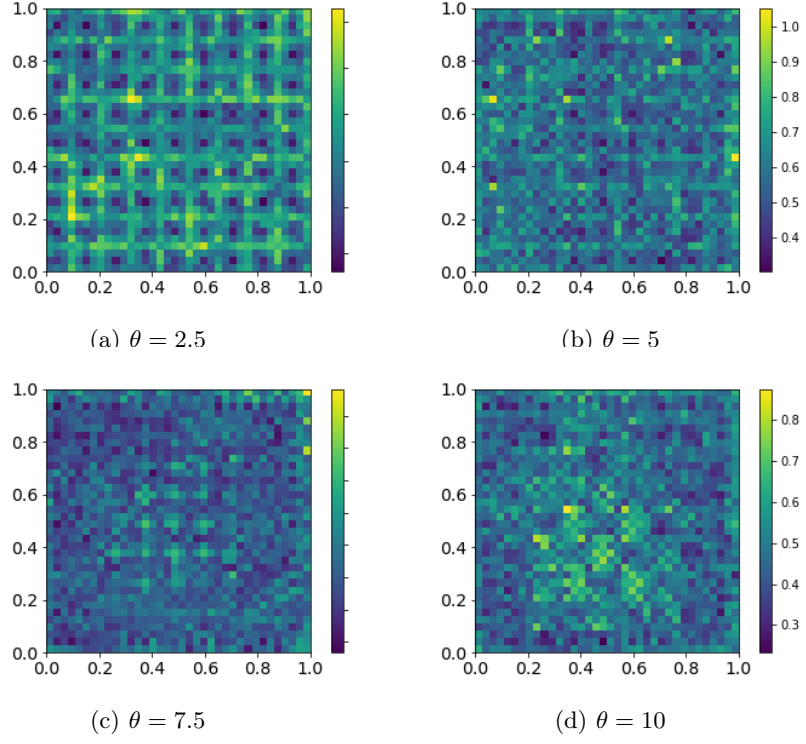


Fig. 2: Complete maps of all MSE on 100 realizations of a Gaussian process with truncated power law covariance function for the empirical Kriging predictor with different values of θ .

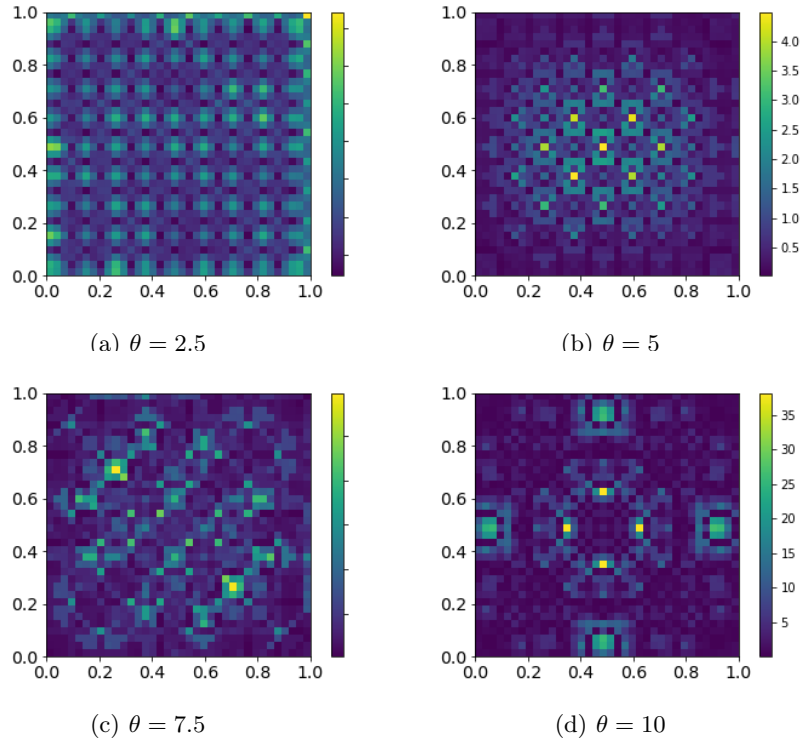


Fig. 3: Complete maps of all MSE on 100 realizations of a Gaussian process with Gaussian covariance function for the empirical Kriging predictor with different values of θ .

Table 1: Mean and standard deviation (std) of all MISE on 100 independent simulations of a Gaussian process with truncated power law (top) and Gaussian (bottom) covariance functions for theoretical Kriging ($L_S(f_{\lambda^*})$) and for empirical Kriging ($L_S(f_{\hat{\lambda}})$) with different values of θ .

	Theoretical		Empirical	
θ	mean	std	mean	std
2.5	0.716	0.148	0.839	0.084
5	1.978	0.675	0.590	0.155
7.5	2.352	1.221	0.521	0.258

	Theoretical		Empirical	
θ	mean	std	mean	std
2.5	0.067	0.014	0.210	0.055
5	0.005	0.002	0.616	2.415
7.5	$5.654e^{-4}$	$3.161e^{-4}$	17.958	101.443

5 Conclusion

In this article, we have proposed a statistical learning view on simple Kriging, the flagship problem in Geostatistics, usually addressed from a parametric and asymptotic perspective in the literature. In spite of the similarities shared by simple Kriging with kernel ridge regression, the major difficulty in analyzing this predictive problem lies in the complex dependence structure exhibited in general by spatial data, as explained at length. We have developed a novel theoretical framework offering guarantees for empirical simple Kriging rules in the form of nonasymptotic bounds for the mean square error, the first results of this nature to the best of our knowledge.

Proof of Theorem 1 (sketch of)

Shedding light onto the role of the technical assumptions made in Section 3.2, we give here a brief sketch of Theorem 1's proof. More details can be found in the Appendix.

Observe first that the term under the integral sign in (18) can be bounded as follows:

$$\forall s \in S, \quad (f_{\hat{\lambda}}(s) - f_{\lambda^*}(s))^2 = \langle \hat{\lambda}(s) - \lambda^*(s), \mathbf{X}(\mathbf{s}_n) \rangle^2 \leq \underbrace{\|\hat{\lambda}(s) - \lambda^*(s)\|^2}_{T_2} \times \underbrace{\|\mathbf{X}(\mathbf{s}_n)\|^2}_{T_1}. \quad (21)$$

The term T_2 involved above can be bounded by means of the inequality

$$\frac{\|\hat{\lambda}(s) - \lambda^*(s)\|}{\|\lambda^*(s)\|} \leq \frac{\|\Sigma(\mathbf{s}_n)^{-1}\|}{1 - \|\hat{\Sigma}(\mathbf{s}_n) - \Sigma(\mathbf{s}_n)\| \|\Sigma(\mathbf{s}_n)^{-1}\|} \left(\underbrace{\frac{\|\hat{\mathbf{c}}_n(s) - \mathbf{c}_n(s)\|}{\|\lambda^*(s)\|}}_{T_4} + \|\hat{\Sigma}(\mathbf{s}_n) - \Sigma(\mathbf{s}_n)\| \right) + \underbrace{\|\hat{\Sigma}(\mathbf{s}_n) - \Sigma(\mathbf{s}_n)\|}_{T_3} \underbrace{\|\Sigma(\mathbf{s}_n)^{-1}\|}_{T_5}. \quad (22)$$

The control of the upper bound in (22) depends on three terms. The term T_3 , measuring the accuracy of the covariance matrix estimator, is controlled by the upper bound given in Proposition 3

and the term T_4 is uniformly bounded thanks to Corollary 1 in Section 3.2. A bound for T_5 can be simply derived from Assumption 5, which guarantees that the spectrum of the covariance matrix satisfies certain desirable properties, see Lemma 5 in the Appendix for further details.

Thanks to Assumption 1 and the properties aforementioned fulfilled by the spectrum of the covariance matrix, the first and second order moments of the Gaussian process X can be controlled in a straightforward manner and the term T_1 appearing in (21) can be bounded by means of tail bounds for χ^2 random variables.

Combining these previous results with the union bound, assertion (i) is proved and the excess risk bound (assertion (ii)) follows directly.

Acknowledgements

This work was supported by the Télécom Paris research chair on Data Science and Artificial Intelligence for Digitalized Industry and Services (DSADIS). The authors would like to thank Jean-Rémy Conti (LTCI, Télécom Paris, Institut Polytechnique de Paris), who laid the foundations of this work.

Bibliography

- Bercu, B., Delyon, B., and Rio, E. *Concentration Inequalities for Sums and Martingales*. Springer, 2015. <https://doi.org/10.1007/978-3-319-22099-4>.
- Boucheron, S., Lugosi, G., and Massart, P. *Concentration Inequalities: A Nonasymptotic Theory of Independence*. OUP Oxford, 2013.
- Brockwell, P. and Davis, R. *Time Series: Theory and Methods*. Springer, 1987.
- Chiles, J.-P. and Delfiner, P. *Geostatistics: Modeling Spatial Uncertainty*. Wiley, New York, 1999. ISBN 0471083151 9780471083153.
- Chiles, J.-P. and Delfiner, P. *Geostatistics: Modeling Spatial Uncertainty*, volume 497. John Wiley and Sons, 2009.
- Cl  men  on, S., Ciolek, G., and Bertail, P. Statistical Learning Based on Markovian Data: Maximal Deviation Inequalities and Learning Rates. *The Annals of Mathematics and Artificial Intelligence*, 2019.
- Cressie, N. *Statistics for Spatial Data*, chapter 1, pp. 1–26. John Wiley and Sons, Ltd, 1993. ISBN 9781119115151. <https://doi.org/10.1002/9781119115151.ch1>.
- Devroye, L., Gy  rfi, L., and Lugosi, G. *A Probabilistic Theory of Pattern Recognition*, volume 31. Springer Science & Business Media, 1996.
- Elogne, S., Perrin, O., and Thomas-Agnan, C. Non Parametric Estimation of Smooth Stationary Covariance Functions by Interpolation Methods. *Statistical Inference for Stochastic Processes*, 11(2):177–205, June 2008. <https://doi.org/10.1007/s11203-007-9014-z>.
- Gaetan, C. and Guyon, X. *Spatial Statistics and Modeling*. Springer Series in Statistics. Springer New York, 2009. ISBN 9780387922577.
- Golubov, B. I. On Abel—Poisson Type and Riesz Means. *Analysis Mathematica*, 7(3):161–184, Sep 1981. <https://doi.org/10.1007/BF01908520>.
- Gy  rfi, L., Kohler, M., Krzyzak, A., and Walk, H. *A Distribution-Free Theory of Nonparametric Regression*. Springer, 2002.
- Hall, P. and Patil, P. Properties of Nonparametric Estimators of Autocovariance for Stationary Random Fields. *Probability Theory and Related Fields*, 99(3):399–424, Sep 1994. <https://doi.org/10.1007/BF01199899>.
- Hall, P., Fisher, N. I., Hoffmann, B., et al. On the nonparametric estimation of covariance functions. *The Annals of Statistics*, 22(4):2115–2134, 1994.
- Hanneke, S. Learning Whenever Learning is Possible: Universal Learning under General Stochastic Processes. *arXiv:1706.01418*, 2017.
- Harville, D. A. Matrix Algebra from a Statistician’s Perspective. 1998. <https://doi.org/10.1080/00401706.1998.10485214>.
- Horn, R. A. and Johnson, C. R. *Matrix Analysis*. Cambridge university press, 2012.
- Kanagawa, M., Hennig, P., Sejdinovic, D., and Sriperumbudur, B. K. Gaussian Processes and Kernel Methods: A Review on Connections and Equivalences. 2018.
- Krige, D. G. A Statistical Approach to Some Basic Mine Valuation Problems on the Witwatersrand. *Journal of the Southern African Institute of Mining and Metallurgy*, 52(6):119–139, 1951.
- Kuznetsov, V. and Mohri, M. Generalization Bounds for Time Series Prediction with Non-stationary Processes. In *Proceedings of ALT’14*, 2014.
- Lahiri, S. Asymptotic Distribution of the Empirical Spatial Cumulative Distribution Function Predictor and Prediction Bands based on a Subsampling Method. *Probability Theory and Related Fields*, 114(1):55–84, 1999. <https://doi.org/10.1007/s004400050221>.
- Lahiri, S. N., Kaiser, M. S., Cressie, N., and Hsu, N.-J. Prediction of Spatial Cumulative Distribution Functions using Subsampling. *Journal of the American Statistical Association*, 94(445):86–97, 1999. <https://doi.org/10.1080/01621459.1999.10473821>.
- Laurent, B. and Massart, P. Adaptive estimation of a quadratic functional by model selection. *The Annals of Statistics*, 28(5):1302 – 1338, 2000. <https://doi.org/10.1214/aos/1015957395>.
- Lec   , G. and Mendelson, S. *Learning Subgaussian Classes: Upper and Minimax Bounds*. 2016.
- Loukas, A. How Close are the Eigenvectors of the Sample and Actual Covariance Matrices? volume 70 of *Proceedings of Machine Learning Research*, pp. 2228–2237, International Convention Centre, Sydney, Australia, 06–11 Aug 2017. PMLR.

- Lugosi, G. and Mendelson, S. Risk Minimization by Median-of-means Tournaments. *arXiv preprint arXiv:1608.00757*, 2016.
- Mardia, K. V. and Marshall, R. J. Maximum Likelihood Estimation of Models for Residual Covariance in Spatial Regression. *Biometrika*, 71(1):135–146, 04 1984. ISSN 0006-3444. <https://doi.org/10.1093/biomet/71.1.135>.
- Matheron, G. *Traité de Géostatistique Appliquée. Tome 1*. Number 14 in Mémoires du BRGM. Tecnip, 1962.
- Müller, W. G. and Zimmerman, D. Optimal Designs for Variogram Estimation. *Environmetrics*, 10:23–37, 1999.
- Müller, S. and Schüller, L. Geostat-framework/gstools. zenodo.
- Putter, H. and Young, A. G. On the Effect of Covariance Function Estimation on the Accuracy of Kriging Predictors. *Bernoulli*, 7(3):421–438, 06 2001.
- Qiao, H., Hucumenoglu, M. C., and Pal, P. Compressive Kriging Using Multi-Dimensional Generalized Nested Sampling. In *2018 52nd Asilomar Conference on Signals, Systems, and Computers*, pp. 84–88, 2018. <https://doi.org/10.1109/ACSSC.2018.8645258>.
- Sherman, M. and Carlstein, E. Nonparametric Estimation of the Moments of a General Statistic Computed from Spatial Data. *Journal of the American Statistical Association*, 89(426):496–500, 1994. <https://doi.org/10.1080/01621459.1994.10476773>.
- Shi, L. Bounds on the (Laplacian) Spectral Radius of Graphs. *Linear algebra and its applications*, 422(2-3):755–770, 2007.
- Spielman, D. A. Spectral Graph Theory, 2012. URL <http://www.cs.yale.edu/homes/spielman/561/2012/index.html>. Lecture 3, The Adjacency Matrix and the n th Eigenvalue.
- Stein, M. L. *Interpolation of spatial data*. Springer Series in Statistics. Springer-Verlag, New York, 1999. ISBN 0-387-98629-4. <https://doi.org/10.1007/978-1-4612-1494-6>. Some theory for Kriging.
- Steinwart, I. and Christmann, A. *Support Vector Machines*. Springer Science & Business Media, 2008.
- Steinwart, I. and Christmann, A. Fast Learning from non-i.i.d. Observations. *NIPS*, pp. 1768–1776, 2009.
- Steinwart, I., Hush, D., and Scovel, C. Learning from Dependent Observations. *Journal of Multivariate Analysis*, 100(1):175–194, 2009.
- Vershynin, R. How Close is the Sample Covariance Matrix to the Actual Covariance Matrix? 2010.
- Wang, B. and Zhang, F. Some Inequalities for the Eigenvalues of the Product of Positive Semidefinite Hermitian Matrices. *Linear algebra and its applications*, 160:113–118, 1992. [https://doi.org/10.1016/0024-3795\(92\)90442-D](https://doi.org/10.1016/0024-3795(92)90442-D).
- Wang, L. and Ma, T. Tail Bounds for Sum of Gamma Variables and Related Inferences. *Communications in Statistics - Theory and Methods*, 0(0):1–10, 2020. <https://doi.org/10.1080/03610926.2020.1756329>.
- Wei, M. The Perturbation of Consistent Least Squares Problems. *Linear Algebra and its Applications*, 112:231 – 245, 1989. ISSN 0024-3795. [https://doi.org/10.1016/0024-3795\(89\)90598-3](https://doi.org/10.1016/0024-3795(89)90598-3).
- Xi, B.-Y. and Zhang, F. Inequalities for Selected Eigenvalues of the Product of Matrices. *arXiv preprint arXiv:1905.03821*, 2019. <https://doi.org/10.1090/proc/14529>.
- Xiao, H., Wu, W. B., et al. Covariance Matrix Estimation for Stationary Time Series. *Annals of Statistics*, 40(1):466–493, 2012.
- Zimmerman, D. and Cressie, N. Mean Squared Prediction Error in the Spatial Linear Model with Estimated Covariance Parameters. *Annals of the Institute of Statistical Mathematics*, 44:27–43, 02 1992. <https://doi.org/10.1007/BF00048668>.
- Zimmerman, D. L. Computationally Exploitable Structure of Covariance Matrices and Generalized Covariance Matrices in Spatial Models. *Journal of Statistical Computation and Simulation*, 32(1-2):1–15, 1989. <https://doi.org/10.1080/00949658908811149>.

The Appendices are organized as follows:

- in Appendix A, the auxiliary results used in the technical proofs of Appendix B are established.
- in Appendix B, the proofs of the main results of the paper are detailed at length.
- in Appendix C, additional numerical experiments are presented.
- in Appendix D, the role of the technical assumptions involved in the theoretical analysis is extensively discussed, as well as possible avenues in order to extend the results proved in this article to a more general framework.

A Auxiliary Results

In this section, we present the auxiliary results used in the technical proofs of the main results of the paper.

Here and throughout, given a matrix A of size $n \times n$, denote $\lambda_n(A) \leq \dots \leq \lambda_1(A)$ its eigenvalues (arranged in decreasing order) and $\text{Rank}(A)$ its rank.

A.1 Auxiliary Result for the Proof of Proposition 1

The following lemma is used in the proof of Proposition 1 and allows us to generalize the proof for the distributions of both the semi-variogram and the variance estimators.

Lemma 4. *Let $X \sim \mathcal{N}(0, \Sigma)$ be a centered Gaussian random field with positive definite covariance function and M a symmetric and positive semi-definite matrix of size $n \times n$, such that $\text{Rank}(M) \leq m$ (where m is a strictly positive integer). Then, we have:*

$${}^t X M X \sim \sum_{i=1}^m \lambda_i(M\Sigma) \chi_i^2,$$

where the χ_i^2 's are independent χ^2 random variables with one degree of freedom and the $\lambda_i(M\Sigma)$'s are the m (strictly positive) eigenvalues of $M\Sigma$.

PROOF. Thanks to the assumptions, the covariance matrix Σ is symmetric and positive definite. Thus, using a well-known result of matrix algebra (see *e.g.* (Harville, 1998, Chapter 21)), define the square root of Σ , a symmetric and non negative definite matrix by $\Sigma^{1/2}$ such that $\Sigma = \Sigma^{1/2} \Sigma^{1/2}$. The square root matrix is invertible and its inverse $\Sigma^{-1/2}$ is symmetric and positive definite. Let $Y = \Sigma^{-1/2} X \sim \mathcal{N}(0, \mathbf{I}_n)$, where \mathbf{I}_n is the $n \times n$ identity matrix. Then

$${}^t X M X = {}^t X (\Sigma^{1/2} \Sigma^{-1/2}) M (\Sigma^{1/2} \Sigma^{-1/2}) X = {}^t (\Sigma^{-1/2} X)^t \Sigma^{1/2} M \Sigma^{1/2} (\Sigma^{-1/2} X) = {}^t Y T Y,$$

where $T = \Sigma^{1/2} M \Sigma^{1/2}$. Since M is symmetric and positive semi-definite, T is also symmetric and positive semi-definite. Furthermore,

$$M\Sigma = \Sigma^{-1/2} \Sigma^{1/2} M \Sigma^{1/2} \Sigma^{1/2} = \Sigma^{-1/2} T \Sigma^{1/2},$$

which implies that the matrices T and $M\Sigma$ are similar and have the same eigenvalues (see *e.g.* (Harville, 1998, Chapter 21)).

Thanks to the spectral decomposition, there exists an orthogonal matrix P and a diagonal matrix $D = \text{Diag}((t_i)_{i \in \{1, \dots, n\}})$ of the eigenvalues of T , such that $T = {}^t P D P$. The eigenvalues t_i 's are positive as T is positive semi-definite. Recall that the rank of the matrix M is upper bounded by a positive integer m and this implies that the rank of $M\Sigma$ is upper bounded by m too. Thus, denote $\lambda_i(M\Sigma)$ the m positive eigenvalues of $M\Sigma$.

Furthermore

$${}^t X M X = {}^t Y {}^t P D P Y = {}^t Z D Z = \sum_{i=1}^n \sum_{j=1}^n Z_i Z_j D_{i,j} = \sum_{i=1}^m Z_i^2 \lambda_i(M\Sigma),$$

where $Z_i \sim \mathcal{N}(0, \mathbf{I}_n)$ are independent Gaussian random variables. Finally, notice that Z_i^2 are m χ^2 random variables with one degree of freedom, which concludes the proof.

A.2 Bounds on Largest Eigenvalues

In this subsection, we present several results useful for the proof of Proposition 2. These results will be used for bounding the eigenvalues that appear in the weighted sums of χ^2 random variables in the distributions of both the semi-variogram and the variance estimators.

Eigenvalues of the Product of Positive Semi-definite Hermitian Matrices We first present inequalities for the eigenvalues of the product of positive semi-definite Hermitian matrices (the proof can be found in *e.g.* (Wang & Zhang, 1992; Xi & Zhang, 2019)).

Proposition 4. *Let A and B two positive semi-definite $n \times n$ Hermitian matrices. Denote $\lambda_n(A) \leq \dots \leq \lambda_1(A)$ and $\lambda_n(B) \leq \dots \leq \lambda_1(B)$ the eigenvalues of A and B respectively. Let $k > 1$. Then, for $1 \leq i_1 < \dots < i_k \leq n$,*

$$\sum_{t=1}^k \lambda_{i_t}(A) \lambda_{n-t+1}(B) \leq \sum_{t=1}^k \lambda_{i_t}(AB) \leq \sum_{t=1}^k \lambda_{i_t}(A) \lambda_t(B). \quad (23)$$

Bounds on the Largest Eigenvalue of Laplacian Matrices We give a bound on the largest eigenvalue $\lambda_1(L)$ of the Laplacian matrix L of a graph in terms of the maximum degree of its vertices.

Proposition 5. *Let $G = (V, E)$ a graph with maximum degree $d_{\max} = \max_{v \in V} \deg(v)$ and L the Laplacian matrix of G . Then*

$$\lambda_1(L) \leq 2d_{\max}.$$

The proof essentially relies on the following propositions.

Proposition 6. (Spielman (2012, Lemma 3.4.1)) *Let $G = (V, E)$ a graph with maximum degree $d_{\max} = \max_{v \in V} \deg(v)$. Let D the degree matrix of G (defined as the diagonal matrix with entries $D_{ii} = \deg(v_i)$, $\forall i \in \{1, \dots, |V|\}$) and A the adjacency matrix of G (with entries $A_{ij} = \mathbb{I}\{(v_i, v_j) \in E\}$, $\forall i, j \in \{1, \dots, |V|\}$). Then*

$$\lambda_1(D) = d_{\max}$$

and

$$\lambda_1(A) \leq d_{\max}.$$

PROOF. Since the degree matrix is a diagonal matrix, it is clear that $\lambda_1(D) = \max_{i \in \{1, \dots, |V|\}} D_{ii} = \max_{v \in V} \deg(v) = d_{\max}$.

To prove the upper bound for the Laplacian matrix, let u an eigenvector of eigenvalue $\lambda_1(A)$. Let $u_i = \max_{j \in \{1, \dots, |V|\}} u_j$ and assume that $u_i \neq 0$. Let $j \sim i$ the indices that verifies $(v_i, v_j) \in E$. Then, we have

$$\lambda_1(A) = \frac{(Au)_i}{u_i} = \frac{\sum_{j \sim i} u_j}{u_i} = \sum_{j \sim i} \frac{u_j}{u_i} \leq \sum_{j \sim i} 1 = \deg(v_i) \leq d_{\max}.$$

The next proposition is a well-known result, often called Weyl's inequality (see *e.g.* (Horn & Johnson, 2012, Theorem 4.3.1) for a proof of the result).

Proposition 7. *Let A and B two Hermitian matrices. Then*

$$\lambda_1(A - B) \leq \lambda_1(A) + \lambda_1(B).$$

Combining these results with the definition of the Laplacian matrix as $L = D - A$, where D is the degree matrix and A the adjacency matrix of a graph, we have the wanted result in Proposition 5.

Bounds on the Largest Eigenvalue of the Covariance Matrix of a Stationary Random Field Now, we present a result on the bounded eigenvalues of the covariance matrix for a stationary random field. This result derives from the application of the Bochner's Theorem (see *e.g.* (Stein, 1999, Chapter 2)), combined with the assumed bounds on the spectral density.

Lemma 5. *Let $(X_s)_{s \in \mathbb{R}^2}$ be a stationary (in the second-order sense) process with spectral density Φ and covariance matrix Σ . Suppose that Assumption 5 is fulfilled. Thus, the eigenvalues $\lambda(\Sigma)$ of the covariance matrix are bounded as follows:*

$$\exists c > 0, c' > 0, cm \leq \lambda(\Sigma) \leq c'M,$$

where m and M are given in Assumption 5.

A.3 Upper Bound on the Variances of the Semi-Variogram and Variance Estimators

We present a well-known result from (Cressie, 1993) for the variance of the semi-variogram estimator.

Proposition 8. (Cressie (1993, Section 2.4)) *Variances and covariances of the semi-variogram estimator $\hat{\gamma}(h)$ for a fixed h are $O(1/n)$.*

Furthermore, it's easy to see that the variance of the covariance estimator $\hat{c}(h)$ for a fixed h is $O(1/n)$. This implies, thanks to the link between the semi-variogram estimator and the covariance estimator in Equation (14), that the variance of $\hat{c}_h(0)$ is also $O(1/n)$.

Thus, we obtain

$$\exists c > 0, \text{Var}(\hat{\gamma}(h)) \leq \frac{c}{n} \quad (24)$$

and

$$\exists c' > 0, \text{Var}(\hat{c}_h(0)) \leq \frac{c'}{n}. \quad (25)$$

A.4 Gamma Random Variables

To avoid any ambiguity, we give the definition of a Gamma random variable and a proposition on the link between Gamma and Chi-Square random variables.

Definition 1. *The density function of $Z \sim \Gamma(\alpha, \beta)$ a Gamma random variable with shape parameter $\alpha \in \mathbb{R}_+$ and rate parameter $\beta \in \mathbb{R}_+$ is*

$$f_Z(z) = \frac{\beta^\alpha}{\Gamma(\alpha)} z^{\alpha-1} e^{-z\beta}, \forall z > 0,$$

where Γ is the Gamma function. The mean of a Gamma random variable is:

$$\mathbb{E}[Z] = \frac{\alpha}{\beta}.$$

Proposition 9. *If $Z \sim \chi_k^2$ and $c > 0$ then $cZ \sim \Gamma(\frac{k}{2}, \frac{1}{2c})$.*

A.5 Extension of Tail Bound Inequalities for the Semi-Variogram and Variance Estimators

As a first preliminary result, we give an upper bound on the total number of distinct observable distances $h \in \mathcal{H}_n$ on the regular grid of size n . The idea is the following. Let n_x the number of columns/lines, such that $n = n_x \times n_x$. Then, we have n_x^2 possible combinations between all pairs of points location, at which we may withdraw n_x values that are on the diagonal (all the distances are the same on the diagonal and equal to 0). Finally, we may divide this value by 2 since the process is assumed to be isotropic, and add 1 for the distance $h = 0$: $|\mathcal{H}_n| \leq \frac{n_x(n_x-1)}{2} + 1$. Then, we obtain the following upper bound, since $n = n_x^2$:

$$|\mathcal{H}_n| \leq n. \quad (26)$$

Then, we present a corollary to Proposition 2, that extend the results on tail bound inequalities for the semi-variogram estimator and the variance estimator.

Corollary 2. Suppose that Assumptions 1–5 are fulfilled. Let $k > 0$,

$$\mathbb{P} \left(\max_{h \in \mathcal{H}_n} |\hat{\gamma}(h) - \gamma(h)| \geq k \right) \leq 2ne^{-C'_1 nk^2}, \text{ whenever } k \leq \frac{C_1}{C'_1},$$

and

$$\mathbb{P} \left(\max_{h \in \mathcal{H}_n} |\hat{c}_h(0) - c(0)| \geq k \right) \leq 2ne^{-C'_2 nk^2}, \text{ whenever } k \leq \frac{C_2}{C'_2},$$

where C_i and C'_i , $i \in \{1, 2\}$, are nonnegative constants depending on j_1 , m and M solely (given in Proposition 2).

PROOF. We give the proof for the semi-variogram estimator. The proof for the variance estimator follows the same steps, replacing the nonnegative constants C_1 and C'_1 by C_2 and C'_2 .

Notice that

$$\forall k > 0, \mathbb{P} \left(\max_{h \in \mathcal{H}_n} |\hat{\gamma}(h) - \gamma(h)| \geq k \right) = \mathbb{P} \left(\bigcup_{h \in \mathcal{H}_n} |\hat{\gamma}(h) - \gamma(h)| \geq k \right).$$

Thanks to the Union Bound (or Boole's Inequality) and then applying the result in Proposition 2, we have

$$\begin{aligned} \mathbb{P} \left(\bigcup_{h \in \mathcal{H}_n} |\hat{\gamma}(h) - \gamma(h)| \geq k \right) &\leq \sum_{h \in \mathcal{H}_n} \mathbb{P} (|\hat{\gamma}(h) - \gamma(h)| \geq k) \\ &\leq \sum_{h \in \mathcal{H}_n} \left(e^{-C_1 nk} + e^{-C'_1 nk^2} \right) \leq |\mathcal{H}_n| 2 \max \left\{ e^{-C_1 nk}, e^{-C'_1 nk^2} \right\}. \end{aligned}$$

Then, if we take $k \leq \frac{C_1}{C'_1}$, the maximum is obtained for $e^{-C'_1 nk^2}$ and, combining this with the result on the cardinality of \mathcal{H}_n in (26), one gets

$$|\mathcal{H}_n| 2 \max \left\{ e^{-C_1 nk}, e^{-C'_1 nk^2} \right\} \leq 2ne^{-C'_1 nk^2},$$

which concludes the proof.

A.6 Auxiliary Results for the Proof of Theorem 1

We present two auxiliary results used in the proof of the main theorem. We give the proof of the first result and refer to (Wei, 1989) for the proof of the second result.

Proposition 10. Let $\Sigma(\mathbf{s}_n) \in \mathbb{R}^{n \times n}$ the covariance matrix and $\mathbf{c}_n(s)$ the covariance vector of a random field X at n locations, and their empirical estimations $\hat{\Sigma}(\mathbf{s}_n) \in \mathbb{R}^{n \times n}$ and $\hat{\mathbf{c}}_n(s)$ respectively. Define $\Delta\Sigma(\mathbf{s}_n) = \hat{\Sigma}(\mathbf{s}_n) - \Sigma(\mathbf{s}_n)$ and $\Delta\mathbf{c}_n(s) = \hat{\mathbf{c}}_n(s) - \mathbf{c}_n(s)$. Let λ^* and $\hat{\lambda}$ the theoretical and empirical Kriging weights (respectively). Then

$$\frac{\|\hat{\lambda}(s) - \lambda^*(s)\|}{\|\lambda^*(s)\|} \leq \|\hat{\Sigma}(\mathbf{s}_n)^{-1}\| \left(\frac{\|\Delta\mathbf{c}_n(s)\|}{\|\lambda^*(s)\|} + \|\Delta\Sigma(\mathbf{s}_n)\| \right) + \|\Delta\Sigma(\mathbf{s}_n)\| \|\Sigma(\mathbf{s}_n)^{-1}\|. \quad (27)$$

PROOF. Using the definitions of the theoretical and the empirical Kriging weights in Equations (3) and (16) (respectively), we have

$$\begin{aligned} \hat{\lambda}(s) - \lambda^*(s) &= {}^t \hat{\mathbf{c}}_n(s) \hat{\Sigma}(\mathbf{s}_n)^{-1} - {}^t \mathbf{c}_n(s) \Sigma(\mathbf{s}_n)^{-1} \\ &= {}^t (\hat{\mathbf{c}}_n(s) - \mathbf{c}_n(s)) \hat{\Sigma}(\mathbf{s}_n)^{-1} + {}^t \mathbf{c}_n(s) \left(\hat{\Sigma}(\mathbf{s}_n)^{-1} - \Sigma(\mathbf{s}_n)^{-1} \right) \\ &= {}^t \Delta\mathbf{c}_n(s) \hat{\Sigma}(\mathbf{s}_n)^{-1} + {}^t \mathbf{c}_n(s) \left(\hat{\Sigma}(\mathbf{s}_n)^{-1} - \Sigma(\mathbf{s}_n)^{-1} \right). \end{aligned}$$

Notice that

$$\hat{\Sigma}(\mathbf{s}_n)^{-1} - \Sigma(\mathbf{s}_n)^{-1} = -\Sigma(\mathbf{s}_n)^{-1} \Delta\Sigma(\mathbf{s}_n) \hat{\Sigma}(\mathbf{s}_n)^{-1} - \Sigma(\mathbf{s}_n)^{-1} \left(\mathbf{I}_n - \hat{\Sigma}(\mathbf{s}_n)^{-1} \hat{\Sigma}(\mathbf{s}_n) \right),$$

which gives

$$\begin{aligned}\hat{\lambda}(s) - \lambda^*(s) &= {}^t \Delta \mathbf{c}_n(s) \hat{\Sigma}(\mathbf{s}_n)^{-1} - {}^t \mathbf{c}_n(s) \Sigma(\mathbf{s}_n)^{-1} \Delta \Sigma(\mathbf{s}_n) \hat{\Sigma}(\mathbf{s}_n)^{-1} - {}^t \mathbf{c}_n(s) \Sigma(\mathbf{s}_n)^{-1} \left(\mathbf{I}_n - \hat{\Sigma}(\mathbf{s}_n)^{-1} \hat{\Sigma}(\mathbf{s}_n) \right) \\ &= {}^t \Delta \mathbf{c}_n(s) \hat{\Sigma}(\mathbf{s}_n)^{-1} - \lambda^*(s) \Delta \Sigma(\mathbf{s}_n) \hat{\Sigma}(\mathbf{s}_n)^{-1} - \lambda^*(s) \left(\mathbf{I}_n - \hat{\Sigma}(\mathbf{s}_n)^{-1} \hat{\Sigma}(\mathbf{s}_n) \right).\end{aligned}$$

Since $\Sigma(\mathbf{s}_n) = \hat{\Sigma}(\mathbf{s}_n) - \Delta \Sigma(\mathbf{s}_n)$, we have

$$\begin{aligned}\lambda^*(s) \left(\mathbf{I}_n - \hat{\Sigma}(\mathbf{s}_n)^{-1} \hat{\Sigma}(\mathbf{s}_n) \right) &= \lambda^*(s) {}^t \Sigma(\mathbf{s}_n) {}^t (\Sigma(\mathbf{s}_n)^{-1}) \left(\mathbf{I}_n - \hat{\Sigma}(\mathbf{s}_n)^{-1} \hat{\Sigma}(\mathbf{s}_n) \right) \\ &= \lambda^*(s) {}^t \left(\hat{\Sigma}(\mathbf{s}_n) - \Delta \Sigma(\mathbf{s}_n) \right) {}^t (\Sigma(\mathbf{s}_n)^{-1}) \left(\mathbf{I}_n - \hat{\Sigma}(\mathbf{s}_n)^{-1} \hat{\Sigma}(\mathbf{s}_n) \right) \\ &= -\lambda^*(s) {}^t \Delta \Sigma(\mathbf{s}_n) {}^t (\Sigma(\mathbf{s}_n)^{-1}) \left(\mathbf{I}_n - \hat{\Sigma}(\mathbf{s}_n)^{-1} \hat{\Sigma}(\mathbf{s}_n) \right).\end{aligned}$$

Finally, we obtain that

$$\begin{aligned}\hat{\lambda}(s) - \lambda^*(s) &= \left({}^t \Delta \mathbf{c}_n(s) - \lambda^*(s) \Delta \Sigma(\mathbf{s}_n) \right) \hat{\Sigma}(\mathbf{s}_n)^{-1} + \lambda^*(s) {}^t \Delta \Sigma(\mathbf{s}_n) {}^t (\Sigma(\mathbf{s}_n)^{-1}) \left(\mathbf{I}_n - \hat{\Sigma}(\mathbf{s}_n)^{-1} \hat{\Sigma}(\mathbf{s}_n) \right) \\ \implies \|\hat{\lambda}(s) - \lambda^*(s)\| &\leq \|\hat{\Sigma}(\mathbf{s}_n)^{-1}\| (\|\Delta \mathbf{c}_n(s)\| + \|\lambda^*(s)\| \|\Delta \Sigma(\mathbf{s}_n)\|) \\ &\quad + \|\lambda^*(s)\| \|\Delta \Sigma(\mathbf{s}_n)\| \|\Sigma(\mathbf{s}_n)^{-1}\| \|\mathbf{I}_n - \hat{\Sigma}(\mathbf{s}_n)^{-1} \hat{\Sigma}(\mathbf{s}_n)\|,\end{aligned}$$

which gives the wanted result.

Lemma 6. (Wei (1989, Lemma 2.2)) Let $A \in \mathbb{R}^{n \times n}$ a matrix and its empirical version $\hat{A} \in \mathbb{R}^{n \times n}$, both assumed to be symmetric, positive semi-definite, invertible and of full rank. Let $\Delta A = \hat{A} - A$. We assume that $\|\Delta A\| \|A^{-1}\| < 1$.

Then

$$\|\hat{A}^{-1}\| \leq \frac{\|A^{-1}\|}{1 - \|\Delta A\| \|A^{-1}\|}. \quad (28)$$

B Technical Proofs

B.1 Proof of Lemma 1

The proof is pure routine exercise. The optimality derives from the basic properties of orthogonal projection in the L_2 space and the closed analytical form for the minimizer of

$$L\left(s, \hat{X}_s\right) = \text{Var}(\lambda \mathbf{X}(\mathbf{s}_n) - X_s) = \text{Var}(X_s) + \lambda(s) \Sigma(\mathbf{s}_n) {}^t \lambda(s) - 2\lambda(s) \mathbf{c}_n(s)$$

is obtained by solving a linear system: $\lambda^*(s) = {}^t \mathbf{c}_n(s) \Sigma(\mathbf{s}_n)^{-1}$. The minimal mean squared error is then:

$$\begin{aligned}L\left(s, \hat{X}_{s, \lambda^*(s)}\right) &= \text{Var}(X_s) + {}^t \mathbf{c}_n(s) \Sigma(\mathbf{s}_n)^{-1} \Sigma(\mathbf{s}_n) {}^t (\Sigma(\mathbf{s}_n)^{-1}) \mathbf{c}_n(s) - 2 {}^t \mathbf{c}_n(s) \Sigma(\mathbf{s}_n)^{-1} \mathbf{c}_n(s) \\ &= \text{Var}(X_s) - {}^t \mathbf{c}_n(s) \Sigma(\mathbf{s}_n)^{-1} \mathbf{c}_n(s).\end{aligned}$$

Remark 5. (ALTERNATIVE TO ERM) We point out that, in order to avoid the restrictions stemming from the sub-Gaussianity assumptions, an alternative to ERM in regression, relying on a tournament method combined with the median-of-means (MoM) estimation procedure, has recently received much attention in the statistical learning literature, see (Lugosi & Mendelson, 2016) for further details. Extension of the MoM approach to Kriging will be the subject of a future work.

B.2 Proof of Lemma 3

For any $h \in \mathcal{H}_n$ ($h > 0$), $\exists(d, q) \in \mathbb{N}^* \times \mathbb{N}^*$ s.t. $h = \sqrt{d^2 + q^2}$. Since the random field X is stationary in the second-order sense and isotropic (Assumption 2), we have the following bound

$$n_h \geq 4(n_x - d)(n_x - q),$$

where $n = n_x^2$ (n_x represents the number of columns/lines of the square grid). This bound is obtained as follows. The grid of the observed locations being regular of size $n = n_x \times n_x$, the number of pairs of sites at distance h in a given column is $n_x - d$. Similarly it is $n_x - q$ for a given line. Due to the isotropy assumption, we can simply multiply by the factor 4 to obtain an upper bound on the total number of pairs of sites that are at distance h from one another. Hence, there exists a constant $c > 0$, such that $n_h \geq c(n - h^2)$. Under Assumption 3, with $n > (1 - 2^{-j_1})^2$, we finally obtain that:

$$\forall h \in \mathcal{H}_n, \quad n_h > \nu n, \quad (29)$$

where ν is a nonnegative constant depending on j_1 only.

B.3 Proof of Proposition 1

The proof of Proposition 1 essentially relies on Lemma 4, simultaneously applied to the estimators $\hat{\gamma}(h)$ and $\hat{c}_h(0)$. Refer to Appendix A for its presentation and proof.

We study first the semi-variogram estimator $\hat{\gamma}(h)$ and then the variance estimator $\hat{c}_h(0)$.

The goal is to define a matrix $L(n, h)$ such that

$$\hat{\gamma}(h) = {}^t \mathbf{X}(\mathbf{s}_n) \frac{1}{n_h} L(n, h) \mathbf{X}(\mathbf{s}_n).$$

Notice that: $\forall h > 0$,

$$\begin{aligned} \hat{\gamma}(h) &= \frac{1}{2n_h} \sum_{(s_i, s_j) \in N(h)} (X_{s_i} - X_{s_j})^2 = \frac{1}{2n_h} \sum_{i=1}^n \sum_{j=1}^n (X_{s_i}^2 + X_{s_j}^2 - 2X_{s_i}X_{s_j}) \mathbb{I}\{(s_i, s_j) \in N(h)\} \\ &= \frac{1}{2n_h} \left(\sum_{i=1}^n X_{s_i}^2 n_h(i) + \sum_{j=1}^n X_{s_j}^2 n_h(j) - 2 \sum_{i=1}^n \sum_{j=1}^n X_{s_i}X_{s_j} \mathbb{I}\{(s_i, s_j) \in N(h)\} \right) \\ &= \frac{1}{n_h} \left(\sum_{i=1}^n X_{s_i}^2 n_h(i) - \sum_{i=1}^n \sum_{j=1}^n X_{s_i}X_{s_j} \mathbb{I}\{(s_i, s_j) \in N(h)\} \right) \\ &= \frac{1}{n_h} \left(\sum_{i=1}^n X_{s_i}^2 n_h(i) - \sum_{i=1}^n X_{s_i}^2 \mathbb{I}\{(s_i, s_i) \in N(h)\} - \sum_{i=1}^n \sum_{j=1, j \neq i}^n X_{s_i}X_{s_j} \mathbb{I}\{(s_i, s_j) \in N(h)\} \right) \\ &= \frac{1}{n_h} \left(\sum_{i=1}^n X_{s_i}^2 n_h(i) - \sum_{i=1}^n \sum_{j=1, j \neq i}^n X_{s_i}X_{s_j} \mathbb{I}\{(s_i, s_j) \in N(h)\} \right), \end{aligned}$$

where $\mathbb{I}\{(s_i, s_i) \in N(h)\} = 0$ (since $h > 0$).

Then, let $L(n, h)$ the matrix with entries $L_{i,j}(n, h) = -\mathbb{I}\{(s_i, s_j) \in N(h)\}$ if $i \neq j$ and $L_{i,i}(n, h) = n_h(i)$.

Remark 6. For a fixed $h \in \mathcal{H}_n$, define $G_h = (V_h, E_h)$ the graph described by the regular grid, where the set of vertices V_h is the set of the n observations' locations and E_h is the set of the n_h edges that are defined by the pairs of locations that are at distance h . Then, $L(n, h)$ is the Laplacian matrix of G_h , equal to $D(n, h) - A(n, h)$ where $D(n, h)$ is the diagonal matrix of the degrees of the vertices of the graph and $A(n, h)$ is the adjacency matrix. Thanks to the Gershgorin Circle Theorem (see *e.g.* (Shi, 2007)), the Laplacian matrix is positive semi-definite, which implies that all its eigenvalues are nonnegative.

Thanks to the remark above and the isotropy assumption (Assumption 2), the matrix $L(n, h)$ is symmetric and positive semi-definite.

Based on (Cressie, 1993), it is possible to rewrite the matrix as $L(n, h) = \frac{1}{2} {}^t Q(n, h) Q(n, h)$, where $Q(n, h) \in \mathbb{R}^{n_h \times n}$ is a matrix whose elements are only $-1, 0$ and 1 . The idea is to let $(u_l)_{l \leq n_h}$ the elements of $N(h)$, such that $\forall l \in \llbracket 1, n_h \rrbracket$, $\exists (i, j) \in \llbracket 1, n_h \rrbracket^2$, $u_l = (u_l^1, u_l^2) = (s_i, s_j)$, where $\|s_i - s_j\| = \|h\|$. Thus, $u_l^1 = s_i$ is equivalent to the fact that there exists

$j \in \llbracket 1, n_h \rrbracket$ such that $(s_i, s_j) \in N(h)$. Furthermore, $\mathbb{I}\{(s_i, s_j) \in N(h)\} = 1$ is equivalent to the fact that there exists $l \in \llbracket 1, n_h \rrbracket$ such that $u_l = (s_i, s_j)$. Then, let

$$\forall l \in \llbracket 1, n_h \rrbracket, \forall i \in \{1, \dots, n\}, \quad q_{li} = Q_{\cdot, i}(n, h) = \begin{cases} 1, & \text{if } u_l^1 = s_i \text{ and } u_l^2 \neq s_i \\ -1, & \text{if } u_l^2 = s_i \text{ and } u_l^1 \neq s_i \\ 0, & \text{otherwise} \end{cases}$$

Then, $\text{Rank}(Q(n, h)) \leq n_h$, which implies $\text{Rank}(L(n, h)) \leq n_h$.

Hence, it is possible to apply Lemma 4 to $\hat{\gamma}(h)$ with the matrix $L(n, h)$ and the random field X with positive definite covariance matrix $\Sigma(\mathbf{s}_n)$

$$\hat{\gamma}(h) \sim \frac{1}{n_h} \sum_{i=1}^{n_h} \ell_i(h) \chi_i^2,$$

where the χ_i^2 's are independent χ^2 random variables with one degree of freedom and the $\ell_i(h)$'s are the n_h (strictly positive) eigenvalues of $L(n, h)\Sigma(\mathbf{s}_n)$.

The variance estimator definition in Equation (14) is obtained as follows. Recall the semi-variogram estimator: $\forall h \geq 0$,

$$\begin{aligned} \hat{\gamma}(h) &= \frac{1}{2n_h} \sum_{(s_i, s_j) \in N(h)} (X_{s_i} - X_{s_j})^2 = \frac{1}{2n_h} \sum_{(s_i, s_j) \in N(h)} (X_{s_i}^2 + X_{s_j}^2) - \frac{1}{n_h} \sum_{(s_i, s_j) \in N(h)} X_{s_i} X_{s_j} \\ &= \frac{1}{2n_h} \sum_{(s_i, s_j) \in N(h)} (X_{s_i}^2 + X_{s_j}^2) - \hat{c}(h), \end{aligned}$$

and

$$\begin{aligned} \frac{1}{2n_h} \sum_{(s_i, s_j) \in N(h)} (X_{s_i}^2 + X_{s_j}^2) &= \frac{1}{2n_h} \sum_{i=1}^n \sum_{j=1}^n (X_{s_i}^2 + X_{s_j}^2) \mathbb{I}\{(s_i, s_j) \in N(h)\} \\ &= \frac{1}{2n_h} \left(\sum_{i=1}^n X_{s_i}^2 \sum_{j=1}^n \mathbb{I}\{(s_i, s_j) \in N(h)\} + \sum_{j=1}^n X_{s_j}^2 \sum_{i=1}^n \mathbb{I}\{(s_i, s_j) \in N(h)\} \right) \\ &= \frac{1}{2n_h} \left(\sum_{i=1}^n X_{s_i}^2 n_h(i) + \sum_{j=1}^n X_{s_j}^2 n_h(j) \right) = \frac{1}{n_h} \sum_{i=1}^n X_{s_i}^2 n_h(i) = \hat{c}_h(0). \end{aligned}$$

For the variance estimator $\hat{c}_h(0)$, the proof follows the same idea. Let $D(n, h)$ the diagonal matrix with entries $D_{i,i}(n, h) = n_h(i)$. We notice that $D(n, h)$ is the degree matrix of the graph G_h described by the regular grid for a fixed $h \in \mathcal{H}_n$ (see Remark 6). Then, it's clear that

$$\hat{c}_h(0) = {}^t \mathbf{X}(\mathbf{s}_n) \frac{1}{n_h} D(n, h) \mathbf{X}(\mathbf{s}_n),$$

and that the matrix $D(n, h)$ is symmetric and positive semi-definite. Furthermore, one may see that $\text{Rank}(D(n, h)) \leq n_h$. Indeed, the diagonal elements are $n_h(i)$, that is, for a fixed location point s_i , the number of points that are at distance h from s_i . The total sum of these $n_h(i)$ over all the grid locations s_i is equal to n_h . Thus, the extreme case is when all the $n_h(i)$'s are equal to 1, which implies that exactly n_h elements on the diagonal are non zero and in this case the rank of $D(n, h)$ is equal to n_h .

It is possible to apply Lemma 4 to $\hat{c}_h(0)$ with the matrix $D(n, h)$ and the random field X with positive definite covariance matrix $\Sigma(\mathbf{s}_n)$

$$\hat{c}_h(0) \sim \frac{1}{n_h} \sum_{i=1}^{n_h} \rho_i(h) \chi_i^2,$$

where the χ_i^2 's are independent χ^2 random variables with one degree of freedom and the $\rho_i(h)$'s are the n_h (strictly positive) eigenvalues of $D(n, h)\Sigma(\mathbf{s}_n)$.

B.4 Proof of Proposition 2

Since we are interested only on which variables the constants in the final results depend on, we let, in the proof and in the corresponding preliminary results, c and c' as nonnegative constants that are not always the same, but that depend on variables such as j_1 , m and M .

The proofs of the Poisson tail bounds for the deviations for both the semi-variogram and the variance estimators are structured as follows: firstly, thanks to Proposition 1, the distributions of both estimators are known and these can be seen as the sum of independent Gamma random variables; secondly, we deduce exponential inequalities for these tail bounds (from (Bercu et al., 2015) and (Wang & Ma, 2020)); then, using the previous preliminary results, we can bound the largest eigenvalues involved in the distributions of the estimators, and finally, using the lower bound on n_h given in Lemma 3, we conclude the proof.

In the first part of the proof, we will deal with the semi-variogram estimator $\hat{\gamma}(h)$. Let $t > 0$ and $h \in \mathcal{H}_n$,

$$\mathbb{P}(|\hat{\gamma}(h) - \gamma(h)| \geq t) = \mathbb{P}(\hat{\gamma}(h) \geq \gamma(h) + t) + \mathbb{P}(\hat{\gamma}(h) \leq \gamma(h) - t).$$

Let $\mu_1 = \mathbb{E}[\hat{\gamma}(h)] = \gamma(h)$ (since $\hat{\gamma}(h)$ is unbiased).

Recall that, thanks to Proposition 1

$$\hat{\gamma}(h) \sim \frac{1}{n_h} \sum_{i=1}^{n_h} \ell_i(h) \chi_i^2.$$

Since the eigenvalues $\ell_i(h)$, $\forall i \in \{1, \dots, n_h\}$ of $L(n, h)\Sigma(\mathbf{s}_n)$ are non negatives, from the link between Gamma and Chi-Square random variables (see Proposition 9 in the previous Appendix), $\frac{1}{n_h} \ell_i(h) \chi_i^2 \sim \Gamma\left(\frac{1}{2}, \frac{n_h}{2\ell_i(h)}\right)$. This implies that $\hat{\gamma}(h)$ can be seen as the sum of n_h independent Gamma variables with parameters $\alpha_i = \frac{1}{2}$ and $\beta_i(h) = \frac{n_h}{2\ell_i(h)}$, $\forall i \in \{1, \dots, n_h\}$. Let $\beta_*(h) = \min_{i \leq n_h} \{\beta_i(h)\} = \frac{n_h}{2\ell_{\max}(h)}$, where $\ell_{\max}(h) = \max_{i \leq n_h} \ell_i(h)$.

We first study the term $\mathbb{P}(\hat{\gamma}(h) \leq \mu_1 - t)$. Using the result from (Bercu et al., 2015, Theorem 2.57), (with $x = \frac{t}{\mu_1} \in]0, 1[$, since $\mu_1 - t \geq 0$ as Gamma variables are positive random variables):

$$\mathbb{P}(\hat{\gamma}(h) \leq \mu_1 - t) \leq \exp\left(-\frac{t^2}{2\sigma_1^2}\right),$$

where $\sigma_1^2 = \text{Var}(\hat{\gamma}(h))$ is the variance of the semi-variogram estimator.

Furthermore, from the upper bound on the variance of the semi-variogram estimator given in Appendix A.3 (see Equation (24)), we have

$$\forall t > 0, \quad \mathbb{P}(\hat{\gamma}(h) \leq \gamma(h) - t) \leq \exp(-C'_1 n t^2), \quad (30)$$

where C'_1 is a nonnegative constant depending on j_1 only.

Now, we study the term $\mathbb{P}(\hat{\gamma}(h) \geq \mu_1 + t)$. Thanks to a slight modification of the result in (Wang & Ma, 2020, Theorem 4.1) for k independent variables $Z_i \sim \Gamma(u_i, v_i)$, let $\mu_Z = \sum_{i=1}^k \mathbb{E}[Z_i]$ and $v_* = \min v_i$

$$\forall z \geq 1, \quad \mathbb{P}\left(\frac{1}{k} \sum_{i=1}^k (Z_i - \mathbb{E}[Z_i]) \geq z \mu_Z\right) \leq \exp(-v_* \mu_Z (kz - \ln(1 + kz))).$$

Thus,

$$\mathbb{P}(\hat{\gamma}(h) \geq \mu_1 + t) \leq \exp\left(-\beta_*(h) \mu_1 \left(\frac{t}{\mu_1} - \ln\left(1 + \frac{t}{\mu_1}\right)\right)\right).$$

We need an upper bound on the maximum eigenvalue of the matrix $L(n, h)\Sigma(\mathbf{s}_n)$. First, we use the result presented in Proposition 4, which is derived from some previous works on inequalities for the eigenvalues of the product of positive semi-definite Hermitian matrices (see *e.g.* (Wang & Zhang, 1992; Xi & Zhang, 2019)). This result allows us to split the study of the upper bound in

two: on one hand the maximum eigenvalue of the matrix $L(n, h)$, on the other hand the maximum eigenvalue of the covariance matrix $\Sigma(\mathbf{s}_n)$.

Using Proposition 4 and using the same notations and order for the eigenvalues of a matrix as in Appendix A

$$\lambda_1(L(n, h))\lambda_n(\Sigma(\mathbf{s}_n)) \leq \ell_{\max}(h) \leq \lambda_1(L(n, h))\lambda_1(\Sigma(\mathbf{s}_n)).$$

As noticed in Remark 6, $L(n, h)$ is the Laplacian matrix of the graph described by the regular grid (for $h \in \mathcal{H}_n$).

Thus, we refer to Proposition 5 in Appendix A.2 for the result on the bound of the largest eigenvalue of a Laplacian matrix. Furthermore, since the number n of observations is finite and for $h \in \mathcal{H}_n$ the number n_h of pairs at distance h in the regular grid is also finite, the maximum degree d_{\max} of the corresponding graph G_h is also always finite and we have

$$\exists c > 0, \lambda_1(L(n, h)) \leq c. \quad (31)$$

Now, we deal with the largest eigenvalue of the covariance matrix. Lemma 5 in the previous Appendix, under Assumption 5, gives the following bound:

$$\exists c' > 0, \lambda_1(\Sigma(\mathbf{s}_n)) \leq c'M \quad (32)$$

Thus, let c_1 a nonnegative constant depending on M , such that we have the upper bound on the largest eigenvalue

$$\ell_{\max}(h) \leq c_1 M. \quad (33)$$

This implies the bound on the minimum value of the parameters $\beta_i(h)$

$$\exists C > 0, \beta_*(h) \geq Cn_h,$$

where C depends on M .

Combining this result with the lower bound on n_h in Lemma 3, we have

$$\forall t > 0, \quad \mathbb{P}(\hat{\gamma}(h) \geq \gamma(h) + t) \leq \exp(-C_1 nt), \quad (34)$$

where C_1 is a nonnegative constant depending on j_1 and M only, which concludes the proof for the semi-variogram estimator tail bounds.

In the second part of the proof, we study the variance estimator $\hat{c}_h(0)$, with similar steps as for the previous result on the semi-variogram estimator. Let $t > 0$ and $h \in \mathcal{H}_n$,

$$\mathbb{P}(|\hat{c}_h(0) - c(0)| \geq t) = \mathbb{P}(\hat{c}_h(0) \geq c(0) + t) + \mathbb{P}(\hat{c}_h(0) \leq c(0) - t).$$

Let $\mu_2 = \mathbb{E}[\hat{c}_h(0)] = c(0)$ (since $\hat{c}_h(0)$ is unbiased).

Recall that, thanks to Proposition 1

$$\hat{c}_h(0) \sim \frac{1}{n_h} \sum_{i=1}^{n_h} \rho_i(h) \chi_i^2.$$

Since the eigenvalues $\rho_i(h)$, $\forall i \in \{1, \dots, n_h\}$ of $D(n, h)\Sigma(\mathbf{s}_n)$ are non negatives, from the link between Gamma and Chi-Square random variables, $\frac{1}{n_h} \rho_i(h) \chi_i^2 \sim \Gamma\left(\frac{1}{2}, \frac{n_h}{2\rho_i(h)}\right)$. This implies that $\hat{c}_h(0)$ can be seen as the sum of n_h independent Gamma random variables with parameters $a_i = \frac{1}{2}$ and $b_i(h) = \frac{n_h}{2\rho_i(h)}$, $\forall i \in \{1, \dots, n_h\}$. Let $b_*(h) = \min_{i \leq n_h} \{b_i(h)\} = \frac{n_h}{2\rho_{\max}(h)}$, where $\rho_{\max}(h) = \max_{i \leq n_h} \rho_i(h)$.

We first study the term $\mathbb{P}(\hat{c}_h(0) \leq \mu_2 - t)$. Using the result from (Bercu et al., 2015, Theorem 2.57), (with $x = \frac{t}{\mu_2} \in]0, 1[$, since $\mu_2 - t \geq 0$ as Gamma variables are positive random variables):

$$\mathbb{P}(\hat{c}_h(0) \leq \mu_2 - t) \leq \exp\left(-\frac{t^2}{2\sigma_2^2}\right),$$

where $\sigma_2^2 = \text{Var}(\hat{c}_h(0))$.

From the result given in Appendix A.3 (see Equation (25)), we have

$$\forall t > 0, \quad \mathbb{P}(\hat{c}_h(0) \leq c(0) - t) \leq \exp(-C'_2 nt^2), \quad (35)$$

where C'_2 is a nonnegative constant depending on j_1 only.

Now, we study the term $\mathbb{P}(\hat{c}_h(0) \geq \mu_2 + t)$. Combining the bound for the product of matrices given in Proposition 4, the bound on the largest eigenvalue of the matrix of the degrees of a graph (see Proposition 6 in Appendix A.2) and the bound on the largest eigenvalue of a covariance matrix in Equation (32), we have an upper bound on the maximum eigenvalue of the matrix $D(n, h)\Sigma(\mathbf{s}_n)$:

$$\rho_{\max}(h) \leq c_2 M. \quad (36)$$

Thus, using the same argumentation as for the semi-variogram estimator

$$\forall t > 0, \quad \mathbb{P}(\hat{c}_h(0) \geq c(0) + t) \leq \exp(-C_2 nt), \quad (37)$$

where C_2 is a nonnegative constant depending on j_1 and M only, which concludes the proof.

B.5 Proof of Corollary 1

For the proof, we shall use both preliminary results in Appendix A.5: an upper bound on the total number of distinct observable distances and Corollary 2, which proof, that simply follows from Proposition 2, is given in Appendix A.5.

In a first place, we study $|\hat{c}(h) - c(h)|$ for all $h \geq 0$. Thanks to the definition of the covariance function estimation at unobserved lags by mean of the 1-NN estimator (see Section 3.2), for any distance h , let $h_o \in \mathcal{H}_n$ the observable distance that is the 1-NN of h and such that: $\hat{c}(h) = \hat{c}(h_o)$. Then,

$$|\hat{c}(h) - c(h)| = |\hat{c}(h) - c(h) + c(h_o) - c(h_o)| \leq |\hat{c}(h_o) - c(h_o)| + |c(h_o) - c(h)|$$

Applying the mean value (or finite increment) inequality, combined with Assumption 6, we have

$$|c(h_o) - c(h)| \leq D \|h - h_o\| \leq \frac{D}{\sqrt{n} - 1},$$

since $\forall h \geq 0$, $\|h - h_o\| \leq 1/(\sqrt{n} - 1)$ (see Section 3.2).

From the link between the covariance and semi-variogram functions and the link for their estimators in (14), we have

$$|\hat{c}(h_o) - c(h_o)| \leq |\hat{c}_{h_o}(0) - c(0)| + |\hat{\gamma}(h_o) - \gamma(h_o)|.$$

Then, we have:

$$\sup_{h \geq 0} |\hat{c}(h) - c(h)| \leq \max_{h \in \mathcal{H}_n} |\hat{c}_h(0) - c(0)| + \max_{h \in \mathcal{H}_n} |\hat{\gamma}(h) - \gamma(h)| + \frac{D}{\sqrt{n} - 1}.$$

This yields: $\forall t > 0$,

$$\begin{aligned} \mathbb{P}\left(\sup_{h \geq 0} |\hat{c}(h) - c(h)| \geq t\right) &\leq \mathbb{P}\left(\max_{h \in \mathcal{H}_n} |\hat{c}_h(0) - c(0)| + \max_{h \in \mathcal{H}_n} |\hat{\gamma}(h) - \gamma(h)| + D/(\sqrt{n} - 1) \geq t\right) \\ &\leq \mathbb{P}\left(\max_{h \in \mathcal{H}_n} |\hat{c}_h(0) - c(0)| \geq \frac{1}{2}(t - D/(\sqrt{n} - 1))\right) + \mathbb{P}\left(\max_{h \in \mathcal{H}_n} |\hat{\gamma}(h) - \gamma(h)| \geq \frac{1}{2}(t - D/(\sqrt{n} - 1))\right). \end{aligned}$$

Then, we can apply the result in Corollary 2 for both estimators with $k = (t - D/(\sqrt{n} - 1))/2$ and we obtain

$$\forall t > 0, \quad \mathbb{P}\left(\sup_{h \geq 0} |\hat{c}(h) - c(h)| \geq t\right) \leq 2ne^{-C'_2 nk^2} + 2ne^{-C'_1 nk^2},$$

as soon as $k \leq \min\{C_1/C'_1, C_2/C'_2\} = C'_{\min}$.

Furthermore, we have

$$2ne^{-C'_2 nk^2} + 2ne^{-C'_1 nk^2} \leq 4n \max\left\{e^{-C'_2 nk^2}, e^{-C'_1 nk^2}\right\} = 4ne^{-C'_{\min} nk^2},$$

where $C_{\min} = \min\{C'_1, C'_2\}$.

Finally, let $\delta \in (0, 1)$, such that $\delta = 4ne^{-C_{\min}nk^2}$ with $k = \frac{1}{2}(t - D/(\sqrt{n} - 1))$. Thus, by a simple calculation, this implies that there exists a nonnegative constant C_3 depending on j_1, m and M solely such that $t = C_3\sqrt{\log(n/\delta)/n} + D/(\sqrt{n} - 1)$.

Furthermore, going back to the condition on the variable k , by a straightforward computation, we have

$$k = \frac{1}{2} \left(t - \frac{D}{\sqrt{n} - 1} \right) \leq C'_{\min} \iff n \geq C'_3 \log\left(\frac{n}{\delta}\right),$$

where C'_3 is a nonnegative constant depending on j_1, m and M solely.

Thus,

$$\mathbb{P} \left(\sup_{h \geq 0} |\hat{c}(h) - c(h)| \leq C_3 \sqrt{\log(n/\delta)/n} + D/(\sqrt{n} - 1) \right) \geq 1 - \delta,$$

as soon as $n \geq C'_3 \log\left(\frac{n}{\delta}\right)$.

B.6 Proof of Proposition 3

Observe first that the (unbiased) estimator $\hat{\Sigma}(\mathbf{s}_n)$ of the covariance matrix is symmetric positive semi-definite. Hence, Bochner's theorem applies and one may classically exploit the connection between covariance matrices and spectral density functions to bound its deviation from the true covariance matrix, see *e.g.* (Xiao et al., 2012; Hall & Patil, 1994). Setting

$$\hat{\Phi}(u) = (2\pi)^{-2} \int_{s \in \mathbb{R}^2} e^{-i^t su} \hat{c}(\|s\|) ds,$$

we have

$$\|\hat{\Sigma}(\mathbf{s}_n) - \Sigma(\mathbf{s}_n)\| \leq 2\pi \sup_u \left\{ \left| \hat{\Phi}(u) - \mathbb{E}[\hat{\Phi}(u)] \right| \right\}.$$

Combining Assumptions 3-5 with the fact that $\hat{\Phi}(u)$ is a trigonometric polynomial, the supremum above can be controlled on a fine enough regular grid, as in (Xiao et al., 2012):

$$\sup_u \left\{ \left| \hat{\Phi}(u) - \mathbb{E}[\hat{\Phi}(u)] \right| \right\} \leq C \sup_{h \in \mathcal{H}_n} |\hat{c}(h) - c(h)|,$$

where C is a constant that depends on j_1, m and M solely. The desired bound is then a consequence of Corollary 1.

B.7 Proof of Theorem 1

For the proof of Theorem 1, we shall use Proposition 10 and Lemma 6 from (Wei, 1989). The proofs are given in Appendix A.

Combining Proposition 10 and Lemma 6, we obtain the bound on $\frac{\|\hat{\lambda}(s) - \lambda^*(s)\|}{\|\lambda^*(s)\|}$ described in the Sketch of Proof of Theorem 1, Equation (22).

Under Assumption 5, Lemma 5 applies and we obtain a bound on T_5 , in term of a constant depending on m , for the spectrum of the covariance matrix. Combining this bound, the previous result in Proposition 3 (for the term T_3) and the bound in Corollary 1 (for the term T_4), assertion (i) follows simply using the union bound (or Boole's inequality).

Thanks to Assumptions 1 and 5, the two first order moments of the Gaussian process X are controlled and the term T_1 is bounded by means of tail bounds for χ^2 random variables (see *e.g.* (Laurent & Massart, 2000) for concentration inequalities for χ^2 r.v.).

For assertion (ii), we recall the definition of the excess of risk in Equation (18). Since $(f_{\hat{\lambda}}(s) - f_{\lambda^*}(s))^2 \leq \|\hat{\lambda}(s) - \lambda^*(s)\|^2 \times \|\mathbf{X}(\mathbf{s}_n)\|^2$, thanks to the result in assertion (i) for T_2 , combined with the control of T_1 , we have the desired result.

C Additional Numerical Experiments

Based on several covariance models, fulfilling or not our assumptions, extra numerical experiments were performed to assess the validity of Theorem 1. They were implemented in Python 3.6, using the library `gstools` (Müller & Schüler).

Besides the truncated power law and Gaussian covariance functions depicted in Section 4, the following covariance functions are considered:

- the *exponential* covariance function:

$$c : h \in [0, +\infty) \mapsto \exp(-h/\theta). \quad (38)$$

- the *cubic* covariance function:

$$c : h \in [0, +\infty) \mapsto \left(1 - \left(7\frac{h^2}{\theta^2} - \frac{35}{4}\frac{h^3}{\theta^3} + \frac{7}{2}\frac{h^5}{\theta^5} - \frac{3}{4}\frac{h^7}{\theta^7}\right)\right) \mathbb{I}\{h \leq \theta\}. \quad (39)$$

- the *spherical* covariance function:

$$c : h \in [0, +\infty) \mapsto \left(1 - \left(\frac{3}{2}\frac{h}{\theta} - \frac{1}{2}\frac{h^3}{\theta^3}\right)\right) \mathbb{I}\{h \leq \theta\}. \quad (40)$$

Note that the latter two covariance models satisfy all the assumptions involved in Theorem 1, whereas the exponential covariance function does not verify Assumption 3.

To complete the numerical experiments given in Section 4, the same procedure was performed for Gaussian fields with exponential, cubic and spherical covariance functions on the 9×9 sub-grid (with scale $j = 3$). The maps of all mean squared errors for the empirical Kriging predictors are depicted respectively in Figures 4, 5 and 6.

As for the truncated power law and the Gaussian covariance functions, the exact interpolator property of the Kriging method can be seen in all the figures.

In addition, the Mean Integrated Squared Error (MISE) for both theoretical and empirical predictive mappings for the three covariance functions were calculated. The results (the mean and the standard deviation for the 100 independent simulations for different values of θ) are presented in Table 2.

For both cubic and spherical models, that satisfy all the wanted assumptions, the mean of the MISE decreases for the empirical Kriging with θ (and thus with j_1), which corroborates our theoretical results. Note that, on the contrary, for the theoretical Kriging, the mean and the standard deviation of the MISE increase with θ . For small values of θ , the mean and the standard deviation of the MISE when using the exponential covariance function are relatively small, with an huge rise for $\theta = 10$.

With the purpose of studying the predictive performance of the empirical Kriging method when the number of observations grows, the same procedure was performed on a sub-grid of size 17×17 (with scale $j = 4$). Recall that we place ourselves in the in-fill setting, *i.e.* when n grows, the grid formed by the observed sites becomes denser and denser. As before, the remaining points of the original grid were taken as the prediction targets, while the covariance function was estimated from the observations located on the sub-grid (see Figure 7).

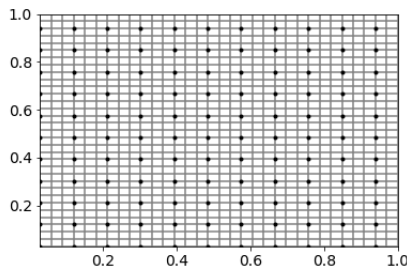


Fig. 7: Subgrid used for the toy dataset

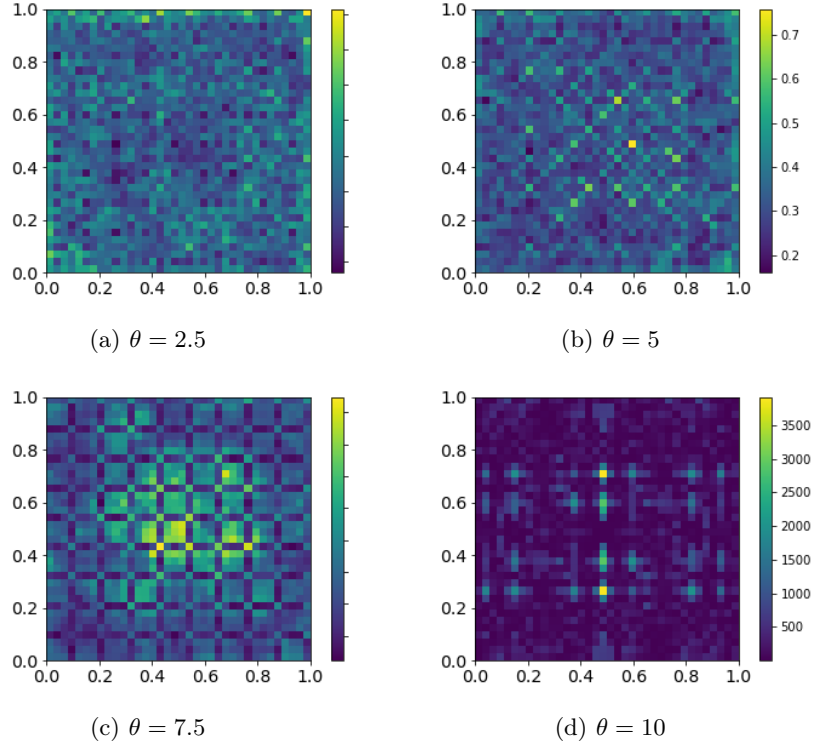


Fig. 4: Complete maps of all mean squared errors on 100 independent simulations of a Gaussian process with exponential covariance function for the empirical Kriging predictor with different values of θ .

Table 2: Mean and standard deviation (std) of all MISE on 100 independent simulations of a Gaussian process with exponential (top), cubic (middle) and spherical (bottom) covariance functions for theoretical Kriging ($L_S(f_{\lambda^*})$) and for empirical Kriging ($L_S(f_{\hat{\lambda}})$) with different values of θ (with scale $j = 3$).

	Theoretical Kriging		Empirical Kriging	
θ	mean	std	mean	std
2.5	0.455	0.086	0.514	0.068
5	0.330	0.080	0.327	0.183
7.5	0.287	0.076	0.365	0.339
10	0.271	0.096	243.189	$2.322e^3$

	Theoretical Kriging		Empirical Kriging	
θ	mean	std	mean	std
2.5	0.625	0.073	0.869	0.091
5	2.433	1.132	0.424	0.083
7.5	4.367	3.337	0.224	0.068
10	4.664	3.795	0.205	0.365

	Theoretical Kriging		Empirical Kriging	
θ	mean	std	mean	std
2.5	0.782	0.124	0.847	0.075
5	2.247	0.808	0.683	0.136
7.5	2.596	1.597	0.555	0.366
10	3.017	2.199	0.479	0.157

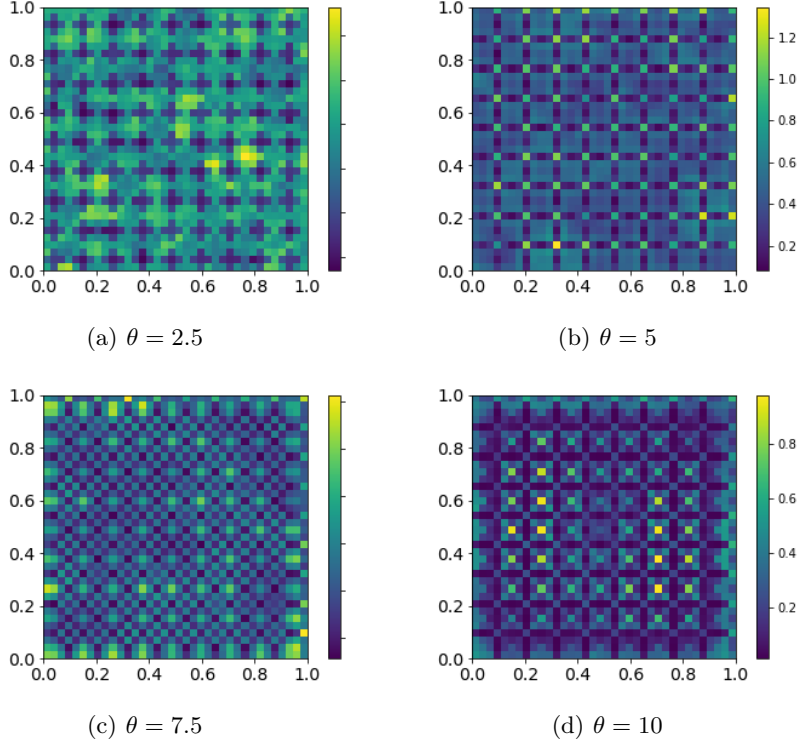


Fig. 5: Complete maps of all mean squared errors on 100 independent simulations of a Gaussian process with cubic covariance function for the empirical Kriging predictor with different values of θ .

As for the previous setting with less observations, the mean and the standard deviation of the MISE for the theoretical and the empirical Kriging methods, as well as the complete map of the mean squared errors for the empirical Kriging predictor for the 100 independent simulations were computed. The complete maps of the mean squared errors are not shown here since the conclusions that can be recovered are the same as for the setting with $j = 3$: the Kriging method is an exact interpolator and the errors seem random over space.

In the case of the truncated power law (see Table 3 (top)) and the spherical covariance functions (see Tables 4 (bottom)), both satisfying our assumptions, the mean and the standard deviation increase slightly for the theoretical Kriging, while for the empirical version, they first slightly decrease and then explode for the last value of $\theta = 10$. Still, for the others values of θ , the excess of risk (obtained as the difference between the two MISE) is relatively small, which confirm our theoretical results. For the cubic model (see Table 4 (middle)), which also satisfies the assumptions, the mean and the standard deviation for the theoretical Kriging increases slightly, while for the empirical version, the rise is more abrupt. When looking at the results obtained when using the two covariance functions that do not satisfy all the assumptions, note that the mean and the standard deviation increase for the empirical Kriging from small values of θ (see Table 3 (bottom) for the Gaussian model and Table 4 (top) for the exponential model).

In view of our numerical results, the role of the technical assumptions are verified: the bound on the excess of risk depends on the value of the parameter j_1 introduced in Assumption 3 for the covariance functions that satisfy it. Besides, the results for the Gaussian covariance function, which does not satisfy Assumption 3 but still vanishes quickly, encourages to relax this assumption and to generalize our theoretical results to a more general framework.

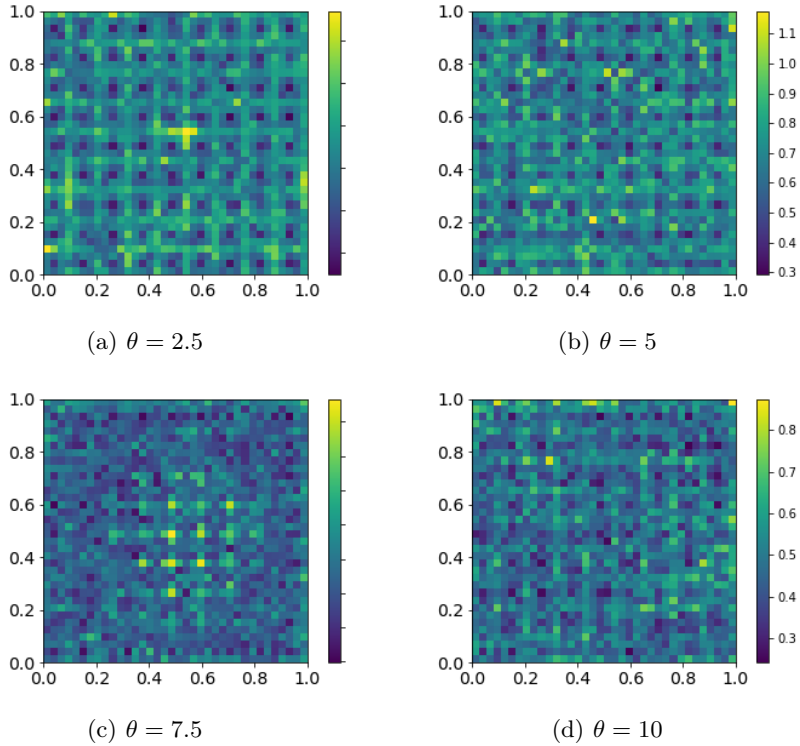


Fig. 6: Complete maps of all mean squared errors on 100 independent simulations of a Gaussian process with spherical covariance function for the empirical Kriging predictor with different values of θ .

D Additional Comments

In this section, we first mention alternative statistical frameworks for the Kriging problem. Next, we underline the role of the technical assumptions involved in the analysis proposed in Section 3.2 and discuss possible avenues to relax some of these hypotheses in order to extend the main results of this paper to a more general framework.

D.1 Alternative Frameworks

As mentioned in the Introduction and in Section 2.1 (see Remark 3), other statistical frameworks for Kriging have already been studied. For example, existing studies have proposed to place oneself in the ‘increasing domain’ asymptotic (also referred to as the *out-fill* setting), where the spatial domain S under study becomes wider and wider as the number of observations n grows and a minimum distance between neighbouring sampling locations is assumed, see *e.g.* (Mardia & Marshall, 1984; Sherman & Carlstein, 1994). Other researchers (Hall & Patil, 1994; Lahiri, 1999; Lahiri et al., 1999; Putter & Young, 2001) have also considered an hybrid setting, where a combination of in-fill and increasing domain asymptotics point of view is taken, often assuming that, both the size of the spatial domain of the observations and the number of observations in each of its subsets grow with n .

Recall that, in *simple Kriging*, one assumes that the mean of the spatial process is known. However, in most practical situations, the mean is unknown. *Ordinary Kriging* is an interpolation method that does not require any knowledge of the mean and is suitable in these situations (see *e.g.* (Chiles & Delfiner, 1999, Section 3)). Furthermore, instead of the strong second-order stationarity assumption that is classically made, one can relax it to a weak stationarity assumption in such a way that only the variance is assumed to be constant over the spatial domain, while the mean can differ in a deterministic way and so present a spatial trend: this other framework is called

Table 3: Mean and standard deviation (std) of all MISE on 100 independent simulations of a Gaussian process with truncated power law (top) and Gaussian (bottom) covariance functions for theoretical Kriging ($L_S(f_{\lambda^*})$) and for empirical Kriging ($L_S(f_{\hat{\lambda}})$) with different values of θ (with scale $j = 4$).

	Theoretical Kriging		Empirical Kriging	
θ	mean	std	mean	std
2.5	1.904	0.334	0.630	0.078
5	2.466	0.905	0.436	0.100
7.5	2.580	1.498	0.459	0.096
10	2.314	1.549	55.253	458.230

	Theoretical Kriging		Empirical Kriging	
θ	mean	std	mean	std
2.5	0.026	0.010	0.169	0.178
5	$4.562e^{-4}$	$2.675e^{-4}$	57.328	273.298
7.5	1.382	1.689	40.351	317.738
10	$11.293e^3$	$10.045e^3$	30.688	165.905

Universal Kriging. Another framework is *Cokriging*, an interpolation method that uses additional observed variables, often correlated with each other and with the variable of interest, to improve the precision of the interpolation.

Note that in (Qiao et al., 2018), nonasymptotic analysis has been carried out but in a much more restrictive statistical framework regarding practical assumptions: concentration analysis bounds have been derived when independent copies of the spatial process are assumed to be observed.

For asymptotic results, we refer interested readers to (Stein, 1999, Section 3) for an overview.

Given the massive spatial datasets that are available, when seeking for flexible methods, we opt for a nonparametric approach rather than for a parametric one that requires the selection of a variogram model and the estimation of the unknown parameters (see *e.g.* (Zimmerman, 1989; Zimmerman & Cressie, 1992; Müller & Zimmerman, 1999)). Moreover, one can notice that previous studies carried out nonparametric estimations of the covariance function (see *e.g.* (Hall et al., 1994; Elogne et al., 2008; Vershynin, 2010; Loukas, 2017)).

Regarding these last points, even if nonparametric approaches have already been documented, the nonasymptotic perspective embraced in the finite-sample analyses we have carried out in this paper, generates difficulties that had not been addressed before.

D.2 Future Lines of Research

The goal of this paper is to explain the main ideas to achieve generalization guarantees in the spatial context: to this purpose, we use several simplifying technical assumptions and discuss here possible extensions that will be studied in a future work.

As highlighted, first in the proofs of the main results and later in the Numerical Experiments (see Appendix C and Section 4), even in the simplest framework, the analysis is far from straightforward. In the sketch of proof (and in the more detailed proofs in Appendix B), the importance of certain hypotheses is underlined by showing how some hypotheses are necessary for completing the steps of the proofs. Now our objective is to find which assumptions can be relaxed and with which consequences on the learning bounds.

For instance, Assumption 3 on the covariance function may seem restrictive but greatly simplifies the argument, making it more understandable. Indeed, relaxing it would require a much more technical analysis involving the decay rate of the covariance function. Furthermore, as highlighted in the numerical experiments, even if the Gaussian kernel fails to satisfy Assumption 3, the empirical results encourage us to generalize our theoretical analysis to a more general framework.

Table 4: Mean and standard deviation (std) of all MISE on 100 independent simulations of a Gaussian process with exponential (top), cubic (middle) and spherical (bottom) covariance functions for theoretical Kriging ($L_S(f_{\lambda^*})$) and for empirical Kriging ($L_S(f_{\hat{\lambda}})$) with different values of θ (with scale $j = 4$).

	Theoretical Kriging		Empirical Kriging	
θ	mean	std	mean	std
2.5	0.345	0.048	0.386	0.029
5	0.308	0.059	949.179	$5.069e^3$
7.5	0.284	0.070	$3.897e^3$	$37.469e^3$
10	0.259	0.071	647.182	$2.910e^3$

	Theoretical Kriging		Empirical Kriging	
θ	mean	std	mean	std
2.5	2.562	0.597	0.673	0.089
5	4.395	1.869	2.008	11.078
7.5	4.296	2.434	171.721	$1.665e^3$
10	4.213	3.313	57.011	349.879

	Theoretical Kriging		Empirical Kriging	
θ	mean	std	mean	std
2.5	2.131	0.411	0.657	0.094
5	3.127	1.299	0.488	0.101
7.5	3.151	1.885	0.451	0.108
10	2.898	2.080	535.120	$5.035e^3$

Another possible extension is to replace Assumption 6 by alternative smoothness hypotheses (*e.g.* the mapping $h \in [0, 1 - 2^{-j_1}] \mapsto c(h)$ can be assumed of class \mathcal{C}^2), inducing a possibly different bias term in the excess risk bound.

Finally, other types of observation grids can be considered (like irregular ones), implying technical difficulties, for example when controlling the spectrum of the covariance matrix (see the proof of Proposition 2). This may also result in an estimation bias for the semi-variogram or may lead to define different sets $N_\varepsilon(h)$ of neighbours like the set of pairs that are at distance more or less h (with error $\varepsilon > 0$).