

User-Oriented Robust Reinforcement Learning

Haoyi You, Beichen Yu, Haiming Jin

Zhaoxing Yang, Jiahui Sun, Xinbing Wang

Abstract

Recently, improving the robustness of policies across different environments attracts increasing attention in the reinforcement learning (RL) community. Existing robust RL methods mostly aim to achieve the max-min robustness by optimizing the policy’s performance in the worst-case environment. However, in practice, a user that uses an RL policy may have different preferences over its performance across environments. Clearly, the aforementioned max-min robustness is oftentimes too conservative to satisfy user preference. Therefore, in this paper, we integrate user preference into policy learning in robust RL, and propose a novel *User-Oriented Robust RL (UOR-RL)* framework. Specifically, we define a new *User-Oriented Robustness (UOR)* metric for RL, which allocates different weights to the environments according to user preference and generalizes the max-min robustness metric. To optimize the UOR metric, we develop two different UOR-RL training algorithms for the scenarios with or without a priori known environment distribution, respectively. Theoretically, we prove that our UOR-RL training algorithms converge to near-optimal policies even with inaccurate or completely no knowledge about the environment distribution. Furthermore, we carry out extensive experimental evaluations in 4 MuJoCo tasks. The experimental results demonstrate that UOR-RL is comparable to the state-of-the-art baselines under the average and worst-case performance metrics, and more importantly establishes new state-of-the-art performance under the UOR metric.

1. Introduction

Recently, reinforcement learning (RL) raises a high level of interest in both the research community and the industry due to its satisfactory performance in a variety of decision-making tasks, such as playing computer games Mnih et al. (2013), autonomous driving Kiran et al. (2021), robotics Kober et al. (2013). Among existing RL methods, model-free ones, such as PPO Schulman et al. (2017), DDPG Silver et al. (2014), DQN Mnih et al. (2013), which typically train policies in simulated environments, have been widely studied. However, it is highly possible that there exist discrepancies between the training and execution environments, which could severely degrade the performance of the trained policies. Therefore, it is of significant importance to robustify RL policies across different environments.

Existing studies of RL robustness against environment discrepancies Wiesemann et al. (2013); Rajeswaran et al. (2016); Tessler et al. (2019); Curi et al. (2021) mostly aim to achieve the max-min robustness by optimizing the performance of the policy in the worst-case environment. However, such max-min robustness could oftentimes be overly conservative, since it only concentrates on the performance of the policy in the worst case, regardless of its performance in any other case. As a matter of fact, it is usually extremely rare for the

worst case (e.g., extreme weather conditions in autonomous driving, power failure incidence in robot control) to happen in many applications.

Besides, a user that uses an RL policy for real-world tasks may have different preferences over her performance across environments. Furthermore, for the same decision-making task, the preferences of different users may vary, resulting that they are in favor of different policies. For instance, in computer games, some users prefer to attack others and take an aggressive policy, while others may prefer a defensive policy. Therefore, user preference is a crucial factor that should be considered in RL policy training, which is ignored by the max-min robustness.

Due to the significance of user preference, we design a new *User-Oriented Robustness (UOR)* metric, which integrates user preference into the measurement of robustness. Specifically, the UOR metric allocates different weights to different environments, based on user preference, environment distribution, and relative policy performance. In fact, the max-min robustness is a special case of the UOR metric that the user prefers extremely conservative robustness, and thus, the UOR metric is a generalization of the max-min robustness. Hence, in this paper, we focus on optimizing the UOR metric during policy training, which can help obtain policies better aligned with user preference.

To optimize the UOR metric, we propose the *User-Oriented Robust RL (UOR-RL)* framework. One of the training algorithms of the UOR-RL framework, namely *Distribution-Based UOR-RL (DB-UOR-RL)*, takes the environment distribution as input to help optimize the UOR metric. In real-world applications, however, the environment distribution may sometimes be unknown to the user. To tackle such case, we design another training algorithm, namely *Distribution-Free UOR-RL (DF-UOR-RL)*, which works even without any knowledge of the environment distribution. Both algorithms evaluate the UOR metric and use it to update the policy, while they differ in their approaches for UOR metric evaluation, because of the different prior knowledge of the environment distribution.

Theoretically, under several mild assumptions, we prove that UOR-RL guarantees the following series of desirable properties. For DB-UOR-RL, we prove that with $O(\frac{1}{\epsilon^d})$ computational complexity, where d denotes the dimension of the parameter that parameterizes the environment, the output policy of DB-UOR-RL is ϵ -suboptimal to the optimal policy under the UOR metric. Furthermore, even when DB-UOR-RL takes an inaccurate empirical environment distribution as input, we prove that, as long as the total variation distance between the empirical distribution and the accurate one is no larger than $O(\epsilon^d)$, the output policy of DB-UOR-RL is still guaranteed to be ϵ -suboptimal to the optimal policy. For DF-UOR-RL, though without any prior knowledge of the environment distribution, our proof shows that DF-UOR-RL could still generate an ϵ -suboptimal policy with $O(\frac{1}{\epsilon^{2d+4}})$ computational complexity.

The contributions of this paper are summarized as follows.

- We propose a user-oriented metric for robustness measurement, namely UOR, which allocates different weights to different environments according to user preference. To the best of our knowledge, UOR is the first metric that integrates user preference into the measurement of robustness in RL.

- We design two UOR-RL training algorithms for the scenarios with or without a priori known environment distribution, respectively. Both algorithms take the UOR metric as the optimization objective so as to obtain policies better aligned with user preference.
- We prove a series of results, through rigorous theoretical analysis, showing that our UOR-RL training algorithms converge to near-optimal policies even with inaccurate or completely no knowledge about the environment distribution.
- We conduct extensive experiments in 4 MuJoCo tasks. The experimental results demonstrate that UOR-RL is comparable to the state-of-the-art baselines under the average and worst-case performance metrics, and more importantly establishes new state-of-the-art performance under the UOR metric.

2. Problem Statement

2.1 Preliminary

We introduce parameterized Markov Decision Process (PMDP) Rajeswaran et al. (2016) represented by a 6-tuple $(\mathcal{S}, \mathcal{A}, \gamma, \mathbb{S}_0, T, R)$, as it is the basis of the UOR-PMDP that will be defined in Section 2.2. \mathcal{S} and \mathcal{A} are respectively the set of states and actions. γ is the discount factor. $\mathbb{S}_0 \in \Delta(\mathcal{S})$ denotes the initial state distribution¹. Furthermore, different from the traditional MDP, a PMDP’s transition function $T : \mathcal{S} \times \mathcal{A} \times \mathcal{P} \rightarrow \Delta(\mathcal{S})$ and reward function $R : \mathcal{S} \times \mathcal{A} \times \mathcal{S} \times \mathcal{P} \rightarrow \Delta(\mathbb{R})$ take an additional environment parameter p as input, with \mathbb{R} denoting the set of all real numbers. The environment parameter p is a random variable in range $\mathcal{P} \subset \mathbb{R}^d$, following a probability distribution \mathbb{D} . In PMDP, the parameter p is sampled at the beginning of each trajectory, and keeps constant during the trajectory. Furthermore, we consider the scenario where p is known to the user during execution, as such parameter could oftentimes be readily observed in practice².

As the parameter p is known to the user, we choose to take p as an input of the policy that $\pi : \mathcal{S} \times \mathcal{P} \rightarrow \Delta(\mathcal{A})$ and let Π denote the set of all policies. Furthermore, the expected return $J(\pi, p)$ is defined as the expected discounted sum of rewards when the policy π is executed under the environment parameter p , i.e.,

$$J(\pi, p) = \mathbb{E} \left[\sum_{t=0}^{\infty} \gamma^t R(s_t, a_t, s_{t+1}, p) \right]. \quad (1)$$

2.2 User-Oriented Robust PMDP

2.2.1 DEFINITION

In this paper, we propose *User-Oriented Robust PMDP (UOR-PMDP)*, which is represented by an 8-tuple $(\mathcal{S}, \mathcal{A}, \gamma, \mathbb{S}_0, T, R, h, W)$. The first six items of UOR-PMDP are the same as those of PMDP. Furthermore, we introduce the last two items, namely the ranking function h and the preference function W , to formulate our new *User-Oriented Robustness (UOR)*

1. We use $\Delta(\mathcal{X})$ to denote the set of all distributions over set \mathcal{X} .
 2. For example, the value of the friction in robot control can be measured by specific sensors, and the weather conditions can be easily obtained in autonomous driving.

metric that allocates more weights to the environment parameters where the policy has relatively worse performance, according to user preference.

As UOR requires assessing the relative performance of the policy under different environment parameters, we define the *ranking function* $h : \Pi \times \mathcal{P} \rightarrow [0, 1]$ as

$$h(\pi, p) = \int_{\mathcal{P}} \mathbb{D}(p') \cdot \mathbb{1} [J(\pi, p') \leq J(\pi, p)] dp', \quad (2)$$

which represents the probability that the performance of policy π under an environment parameter p' sampled from \mathbb{D} is worse than that under the environment parameter p .

To represent a user's preference, we define the *preference function* $W : [0, 1] \rightarrow \mathbb{R}_+ \cup \{0\}$ which assigns weights to environment parameters with different rankings. Specifically, given π , the weight assigned to environment parameter p is set as $W(h(\pi, p))$. Moreover, we require function W to be non-increasing, since UOR essentially puts more weights on environment parameters with lower rankings.

In practice, to make it more convenient for a user to specify her preference, we could let the preference function W belong to a family of functions parameterized by as few as only one parameter. For example, by setting the preference function W as

$$W(x) = (k + 1) \cdot (1 - x)^k, \quad (3)$$

a single robustness degree parameter $k \in \mathbb{R}_+$ suffices to completely characterize the user preference.

In terms of the objective, the UOR-PMDP aims to maximize the *UOR metric* \mathcal{E} defined as

$$\mathcal{E}(\pi) = \int_{\mathcal{P}} \mathbb{D}(p) \cdot J(\pi, p) \cdot W(h(\pi, p)) dp, \quad (4)$$

which is the expectation of the weighted sum of $J(\pi, p)$ over the distribution \mathbb{D} . That is, the optimal policy π^* of the UOR-PMDP satisfies

$$\pi^* = \arg \max_{\pi \in \Pi} \mathcal{E}(\pi). \quad (5)$$

2.2.2 PROPERTIES

In fact, our UOR metric generalizes the worst-case performance robustness metric $\min_{p \in \mathcal{P}} J(\pi, p)$ Wiesemann et al. (2013); Rajeswaran et al. (2016); Tessler et al. (2019); Curi et al. (2021), and the average metric $\mathbb{E}_{p \sim \mathbb{D}} [J(\pi, p)]$ without robustness consideration Da Silva et al. (2012); Tobin et al. (2017).

As W is non-increasing, it has the following two extreme cases. For one extreme case, W concentrates on zero. That is, $W(x) = \delta(x)$, where δ denotes the Dirac function, and consequently the UOR metric becomes

$$\mathcal{E}(\pi) = \int_{\mathcal{P}} \mathbb{D}(p) \cdot J(\pi, p) \cdot \delta(h(\pi, p)) dp = \min_{p \in \mathcal{P}} J(\pi, p).$$

For the other extreme case, W is uniform in $[0, 1]$. That is, $W(x) \equiv 1$, and consequently the UOR metric becomes

$$\mathcal{E}(\pi) = \int_{\mathcal{P}} \mathbb{D}(p) \cdot J(\pi, p) dp = \mathbb{E}_{p \sim \mathbb{D}} [J(\pi, p)].$$

ALGORITHM 1: DB-UOR-RL Algorithm

```

// Initialization.
1 Initialize policy  $\pi_{\theta^0}$  and block diameter upper bound  $\delta$ ;
2  $\{\mathcal{P}_1, \mathcal{P}_2, \dots, \mathcal{P}_n\} \leftarrow \text{Set\_Division}(\mathcal{P}, \delta)$ ;
3 foreach Block  $\mathcal{P}_j$  do
4    $p_j \leftarrow$  Arbitrarily chosen element in  $\mathcal{P}_j$ ;
5    $m_j \leftarrow \int_{\mathcal{P}_j} \mathbb{D}(p) dp$ ;
// Policy Training.
6 foreach Iteration  $i = 0$  to max-iterations do
7   foreach Block  $\mathcal{P}_j$  do
8     Execute policy  $\pi_{\theta^i}$  under  $p_j$  and evaluate the empirical expected return  $\hat{J}(\pi_{\theta^i}, p_j)$ ;
9     Sort the sequence  $\{\hat{J}(\pi_{\theta^i}, p_j)\}$  into an increasing sequence  $\{\hat{J}(\pi_{\theta^i}, p_{\alpha_j})\}$ ;
// Metric Calculation.
10  Initialize metric  $\hat{\mathcal{E}}(\pi_{\theta^i}) \leftarrow 0$  and  $M \leftarrow 0$ ;
11  foreach Block  $\mathcal{P}_j$  do
12     $w_j \leftarrow \int_M^{M+m_{\alpha_j}} W(x) dx$ ;
13     $\hat{\mathcal{E}}(\pi_{\theta^i}) \leftarrow \hat{\mathcal{E}}(\pi_{\theta^i}) + w_j \cdot \hat{J}(\pi_{\theta^i}, p_{\alpha_j})$ ;
14     $M \leftarrow M + m_{\alpha_j}$ ;
// Policy Update.
15   $\pi_{\theta^{i+1}} \leftarrow \text{Policy\_Update}(\pi_{\theta^i}, \hat{\mathcal{E}}(\pi_{\theta^i}))$ ;

```

3. Solutions for UOR-PMDP

In this section, we present two *User-Oriented Robust RL (UOR-RL)* algorithms to solve UOR-PMDP in the scenarios with and without a priori known environment parameter distribution, respectively.

3.1 Distribution-Based UOR-RL

3.1.1 ALGORITHM DESIGN

We consider the scenario that the distribution \mathbb{D} is known before training, and propose the *Distribution-Based UOR-RL (DB-UOR-RL)* training algorithm in Algorithm 1 which makes use of the distribution \mathbb{D} during the training period.

Firstly, Algorithm 1 randomly sets the initial policy π_{θ^0} , and chooses the upper bound δ of the block diameter (line 1). The criteria for setting δ will be discussed in detail in Section 3.1.2. Then, by calling the Set_Division algorithm, Algorithm 1 divides \mathcal{P} into n blocks $\mathcal{P}_1, \mathcal{P}_2, \dots, \mathcal{P}_n$, whose diameters are less than δ (line 2). That is,

$$\forall \mathcal{P}_j \in \{\mathcal{P}_1, \mathcal{P}_2, \dots, \mathcal{P}_n\}, \forall p_x, p_y \in \mathcal{P}_j, \|p_x - p_y\|_2 \leq \delta.$$

Note that the number of blocks n is decided by how the Set_Division algorithm divides \mathcal{P} based on δ . Because of space limit, we put our Set_Division algorithm in Appendix B. In fact, Algorithm 1 works with any Set_Division algorithm that could guarantee that the diameters of the divided blocks are upper bounded by δ . Then, for each block \mathcal{P}_j , Algorithm

1 arbitrarily chooses an element p_j from the block to represent it (line 4), and calculates the probability that an environment parameter falls into the block \mathcal{P}_j (line 5).

Next, Algorithm 1 trains the policy (line 6 to 15). In each iteration i , it evaluates the performance $\hat{J}(\pi_{\theta^i}, p_j)$ of the policy π_{θ^i} under each p_j (line 8), and sorts the sequence $\{\hat{J}(\pi_{\theta^i}, p_j)\}$ into an increasing one $\{\hat{J}(\pi_{\theta^i}, p_{\alpha_j})\}$ (line 9). Then, Algorithm 1 calculates the metric $\hat{\mathcal{E}}(\pi_{\theta^i})$, which is an approximation of the UOR metric $\mathcal{E}(\pi_{\theta^i})$ (line 10 to 14). Specifically, it initializes the metric $\hat{\mathcal{E}}(\pi_{\theta^i})$ and the lower limit M of the integral as zero (line 10). For each block \mathcal{P}_j , it calculates the weight w_j allocated to this block based on the ranking α_j of block \mathcal{P}_j in the sorted sequence $\{J(\pi_{\theta^i}, p_{\alpha_j})\}$ and preference function W (line 12), and updates the metric $\hat{\mathcal{E}}(\pi_{\theta^i})$ (line 13) and the lower limit of the integral (line 14). Finally, based on the metric $\hat{\mathcal{E}}(\pi_{\theta^i})$, Algorithm 1 updates the policy by applying a Policy_Update algorithm (line 15). Note that Policy_Update could be any policy gradient algorithm that updates the policy based on the metric $\hat{\mathcal{E}}(\pi_{\theta^i})$.

The above Algorithm 1 essentially uses integral discretization to calculate an approximate UOR metric $\hat{\mathcal{E}}$ which is used as the optimization objective of Policy_Update. To discretize the integral for calculating the UOR metric, Algorithm 1 divides the environment parameter range into blocks. Furthermore, to get the ranking function for weight allocation, Algorithm 1 sorts the blocks according to the evaluated performance on them.

3.1.2 ALGORITHM ANALYSIS

To analyze Algorithm 1, we make the following three mild assumptions.

Assumption 1. *The transition function T and reward function R are continuous to the environment parameter p .*

Assumption 2. *The transition function T and reward function R are Lipschitz continuous to the state space \mathcal{S} and action space \mathcal{A} with constants $L_{T,\mathcal{S}}$, $L_{T,\mathcal{A}}$, $L_{R,\mathcal{S}}$, and $L_{R,\mathcal{A}}$, respectively.*

Assumption 3. *The policy π during the training process in Algorithm 1 is Lipschitz continuous with constant L_π .*

Assumption 1 is natural, because the R and T functions characterize the environment which will usually not change abruptly as the environment parameter p changes. Furthermore, Assumptions 2 and 3 are commonly used in previous works Curi et al. (2020, 2021). Based on Assumptions 1-3, we prove the following Theorem 1, which demonstrates the existence of the diameter upper bound δ under which Algorithm 1 can converge to a near-optimal policy.

Theorem 1. *\forall optimality requirement $\epsilon = 2\epsilon_0 > 0$, $\exists \delta_0$, such that as long as Policy_Update can learn an ϵ_0 -suboptimal policy for metric $\hat{\mathcal{E}}$, by running Algorithm 1 with any diameter upper bound $\delta \leq \delta_0$, we can guarantee that the output policy $\hat{\pi}$ of Algorithm 1 satisfies*

$$\mathcal{E}(\hat{\pi}) \geq \mathcal{E}(\pi^*) - \epsilon. \quad (6)$$

Because of space limit, the proofs to all of the theorems and corollary in this paper are provided in the appendix.

Theorem 1 reveals that as long as the diameter upper bound δ is sufficiently small, the output policy $\hat{\pi}$ of Algorithm 1 will be close enough to the optimal policy π^* . However, as δ decreases, the number of the blocks output by Set_Division on line 2 of Algorithm 1 will increase, leading to an increased complexity of Algorithm 1. Thus, it is of great importance to have a quantitative relationship between ϵ and δ , which could help us better choose the upper bound δ based on the optimality requirement ϵ . To obtain the quantitative relationship between δ and ϵ , we introduce the following Assumption 4, which is stronger than Assumption 1, but still mild.

Assumption 4. *The transition function T and reward function R are Lipschitz continuous to the environment parameter p with constants $L_{T,p}$ and $L_{R,p}$.*

Based on Assumptions 2-4, we prove Theorem 2.

Theorem 2. *\forall optimality requirement $\epsilon = 2\epsilon_0 > 0$, $\exists \delta_0 = v\epsilon = O(\epsilon)$, such that as long as Policy_Update can learn an ϵ_0 -suboptimal policy for metric $\hat{\mathcal{E}}$, by running Algorithm 1 with any diameter upper bound $\delta \leq \delta_0$, we can guarantee that the output policy $\hat{\pi}$ of Algorithm 1 satisfies*

$$\mathcal{E}(\hat{\pi}) \geq \mathcal{E}(\pi^*) - \epsilon. \quad (7)$$

Note that the constant v depends on the Lipschitz constants in Assumptions 2-4, whose detailed form is presented in Equation (51) in Appendix A.2.

Theorem 2 demonstrates that when Algorithm 1 chooses $\delta = v\epsilon = O(\epsilon)$, the number of divided blocks is at most $O(\frac{1}{\epsilon^d})$. Therefore, by such choice of δ , we can guarantee that the complexity of each iteration in Algorithm 1 is at most $O(\frac{1}{\epsilon^d})$.

In practice, the user may not know the accurate distribution \mathbb{D} , but only has access to a biased empirical distribution \mathbb{D}^e . In the following Theorem 3, we prove the theoretical guarantee of Algorithm 1 when it runs with \mathbb{D}^e .

Theorem 3. *Define the policy π^e such that*

$$\pi^e = \arg \max_{\pi} \mathcal{E}^e(\pi), \quad (8)$$

where \mathcal{E}^e denotes the UOR metric under the UOR-PMDDP with the empirical environment parameter distribution \mathbb{D}^e .

Then, \forall given $\epsilon > 0$, $\exists \kappa = O(\epsilon^d)$, such that as long as \mathbb{D} and \mathbb{D}^e satisfies the total variation distance $D_{TV}(\mathbb{D}, \mathbb{D}^e) \leq \kappa$, then we can guarantee that

$$\mathcal{E}(\pi^e) \geq \mathcal{E}(\pi^*) - \epsilon. \quad (9)$$

Based on Theorems 2 and 3, we have Corollary 4.

Corollary 4. *\forall optimality requirement $\epsilon_1 = 3\epsilon > 0$, $\exists \delta_0 = O(\epsilon)$ and $\kappa = O(\epsilon^d)$, such that as long as $D_{TV}(\mathbb{D}, \mathbb{D}^e) \leq \kappa$ and Policy_Update can learn an ϵ -suboptimal policy for metric $\hat{\mathcal{E}}$, by running Algorithm 1 with diameter upper bound $\delta \leq \delta_0$ and distribution \mathbb{D}^e , we can guarantee that the output policy $\hat{\pi}^e$ of Algorithm 1 satisfies*

$$\mathcal{E}(\hat{\pi}^e) \geq \mathcal{E}(\pi^*) - \epsilon_1. \quad (10)$$

Corollary 4 demonstrates that even running Algorithm 1 with the biased distribution \mathbb{D}^e , as long as \mathbb{D}^e is close enough to \mathbb{D} , the output policy is still near-optimal.

ALGORITHM 2: DF-UOR-RL Algorithm

```

// Initialization
1 Initialize empty trajectory clusters  $\mathcal{C}_1, \mathcal{C}_2, \dots, \mathcal{C}_{n_1}$ , cluster size  $n_2$ , and policy  $\pi_{\theta^0}$ ;
// Policy Training
2 foreach Iteration  $i = 0$  to max-iterations do
3   foreach  $j = 1$  to  $n_1$  do
4     foreach  $k = 1$  to  $n_2$  do
5       Observe environment parameter  $p_{j,k}$ ;
6       Execute  $\pi_{\theta^i}$  under  $p_{j,k}$ , get trajectory  $\xi_{j,k}$ , and  $\mathcal{C}_j \leftarrow \mathcal{C}_j \cup \{\xi_{j,k}\}$ ;
7       Evaluate discounted reward  $\hat{J}(\xi_{j,k})$  of  $\xi_{j,k}$ ;
8      $\hat{J}_j \leftarrow \frac{1}{|\mathcal{C}_j|} \cdot \sum_{\xi_{j,k} \in \mathcal{C}_j} \hat{J}(\xi_{j,k})$ ;
9   Sort the sequence  $\{\hat{J}_j\}$  into an increasing sequence  $\{\hat{J}_{\alpha_j}\}$ ;
// Metric Calculation
10  Initialize metric  $\tilde{\mathcal{E}}(\pi_{\theta^i}) \leftarrow 0$ ;
11  foreach  $j = 1$  to  $n$  do
12     $w_j \leftarrow \int_{(j-1)/n}^{j/n} W(x) dx$ ;
13     $\tilde{\mathcal{E}}(\pi_{\theta^i}) \leftarrow \tilde{\mathcal{E}}(\pi_{\theta^i}) + w_j \cdot \hat{J}_{\alpha_j}$ ;
// Policy Update
14   $\pi_{\theta^{i+1}} \leftarrow \text{Policy\_Update}(\pi_{\theta^i}, \tilde{\mathcal{E}}(\pi_{\theta^i}))$ ;

```

3.2 Distribution-Free UOR-RL

3.2.1 ALGORITHM DESIGN

In practice, it is likely that the distribution function \mathbb{D} is unknown, making Algorithm 1 not applicable. Therefore, we propose the *Distribution-Free UOR-RL (DF-UOR-RL)* training algorithm in Algorithm 2 that trains a satisfactory policy even without any knowledge of the distribution function \mathbb{D} .

At the beginning, Algorithm 2 randomly sets the initial policy π_{θ^0} and n_1 empty clusters, and chooses the size of each cluster as n_2 (line 1). We will introduce in detail how to set the number of clusters n_1 and cluster size n_2 in Section 3.2.2. Then, Algorithm 2 begins to train the policy (line 2-14). In each iteration i , it samples n_2 trajectories for each cluster \mathcal{C}_j , by executing the current policy π_{θ^i} under the observed environment parameters (line 5-6), and evaluates the discounted reward of these trajectories (line 7). After that, Algorithm 2 evaluates the performance \hat{J}_j of each cluster \mathcal{C}_j by averaging the discounted reward of the trajectories in the cluster (line 8), and sorts the sequence $\{\hat{J}_j\}$ into an increasing one $\{\hat{J}_{\alpha_j}\}$ (line 9). Then, Algorithm 2 calculates the metric $\tilde{\mathcal{E}}(\pi_{\theta^i})$, which is an approximation of the UOR metric $\mathcal{E}(\pi_{\theta^i})$ (line 10-13). Initially, it sets the metric $\tilde{\mathcal{E}}(\pi_{\theta^i})$ as zero (line 10). Then, for each cluster \mathcal{C}_j , Algorithm 2 allocates the weight to cluster according its ranking α_j and the preference function (line 12) and updates the $\tilde{\mathcal{E}}(\pi_{\theta^i})$ (line 13) based on the weight and performance of the cluster. Finally, Algorithm 2 obtains the $\tilde{\mathcal{E}}(\pi_{\theta^i})$ and uses it to update the policy (line 14).

Different from Algorithm 1, due to the lack of the knowledge of the distribution \mathbb{D} , Algorithm 2 observes the environment parameter rather than directly sample it according to

\mathbb{D} . Given that it is of large bias to evaluate $J(\pi, p)$ from only one trajectory, Algorithm 2 averages the discounted rewards of n_2 trajectories. The clusters in Algorithm 2 have the same functionality as the blocks in Algorithm 1, and Algorithm 2 uses them to calculate an approximate UOR metric $\tilde{\mathcal{E}}(\pi_{\theta^i})$.

3.2.2 ALGORITHM ANALYSIS

To analyze Algorithm 2, we introduce an additional mild Assumption 5 on two properties of the environment parameters, including the difference between consecutively sampled environment parameters in line 5 of Algorithm 2, and the convergence rate of the posterior distribution of the environment parameter to the distribution \mathbb{D} . Because of space limit, we provide the detailed description of Assumption 5 in Appendix A.3.

Based on Assumptions 2-5, we have the theoretical guarantee of Algorithm 2 in the following Theorem 5.

Theorem 5. \forall optimality requirement $\epsilon = 2\epsilon_0 > 0$ and confidence ρ , $\exists n_1 = \Theta(\frac{-\ln \rho}{\epsilon^2})$, $n_2 = \Theta(\frac{-\ln \rho}{\epsilon^{2d+2}})$, such that as long as *Policy_Update* can learn an ϵ_0 -suboptimal policy for metric $\tilde{\mathcal{E}}$, by running Algorithm 2 with trajectory cluster number larger than n_1 and cluster size larger than n_2 , we can guarantee that the output policy $\tilde{\pi}$ of Algorithm 2 satisfies

$$\mathcal{E}(\pi) \geq \mathcal{E}(\tilde{\pi}) - \epsilon \tag{11}$$

with confidence more than $1 - \rho$.

Theorem 5 provides guidelines for setting the cluster size n_1 and cluster number n_2 in Algorithm 2. In fact, as n_1 and n_2 increase, the performance evaluation of the cluster and the weight allocated to the cluster will be more accurate, both of which lead to a more accurate approximation of the UOR metric. However, the increase of either n_1 or n_2 leads to an increased complexity of each iteration of Algorithm 2. To deal with such trade-off, we could set n_1 and n_2 based on the lower bounds in Theorem 5, through which Algorithm 2 can guarantee both the optimality requirement ϵ and $O(\frac{\ln^2 \rho}{\epsilon^{2d+4}})$ complexity of each iteration.

4. Experiments

4.1 Baseline Methods

We compare UOR-RL with the following four baselines.

- **Domain Randomization-Uniform (DR-U).** Domain Randomization (DR) Tobin et al. (2017) is a method that randomly samples environment parameters in a domain, and optimizes the expected return over all collected trajectories. DR-U is an instance of DR, which samples environment parameters from a uniform distribution.
- **Domain Randomization-Gaussian (DR-G).** DR-G is another instance of DR, which samples environment parameters from a Gaussian distribution.
- **Ensemble Policy Optimization (EPOpt).** EPOpt Rajeswaran et al. (2016) is a method that aims to find a robust policy through optimizing the performance of the worst few collected trajectories.

- **Monotonic Robust Policy Optimization (MRPO)**. MRPO Jiang et al. (2021) is the state-of-the-art robust RL method, which is based on EPOpt and jointly optimizes the performance of the policy in both the average and worst cases.

4.2 MuJoCo Tasks and Settings

We conduct experiments in four MuJoCo Todorov et al. (2012) tasks of version-0 based on Roboschool³, including Reacher, Hopper, Half Cheetah, and Ant. In each of the four tasks, by setting different environment parameters, we get a series of environments with the same optimization goal but different dynamics. Because of space limit, we put the environment parameter settings during the training process in Appendix C.1. For testing, in each environment, we sample 100 environment parameters following the Gaussian distributions truncated over the range given in Table 1.

Table 1: Environment Parameter Settings for Testing.

Task	Parameters	Range \mathcal{P}	Distribution \mathbb{D}
Reacher	Body size	[0.008,0.05]	$\mathcal{N}(0.029, 0.007^2)$
	Body length	[0.1,0.13]	$\mathcal{N}(0.015, 0.005^2)$
Hopper	Density	[750,1250]	$\mathcal{N}(1000, 83.3^2)$
	Friction	[0.5, 1.1]	$\mathcal{N}(0.8, 0.1^2)$
Half Cheetah	Density	[750,1250]	$\mathcal{N}(1000, 83.3^2)$
	Friction	[0.5, 1.1]	$\mathcal{N}(0.8, 0.1^2)$
Ant	Density	[750,1250]	$\mathcal{N}(1000, 83.3^2)$
	Friction	[0.5, 1.1]	$\mathcal{N}(0.8, 0.1^2)$

Table 2: Test results ($k = 1$). Each value denotes the mean and std of \mathcal{E}_1 over 3 seeds.

Algorithm	Reacher	Hopper	Half Cheetah	Ant
DR-U	9.24 ± 0.35	1133 ± 213.62	2353 ± 85.05	2093 ± 851.72
DR-G	8.85 ± 1.15	1613 ± 454.57	2410 ± 70.00	2027 ± 751.15
EPOpt	12.43 ± 0.84	966 ± 713.41	2510 ± 65.57	2190 ± 121.66
MRPO	13.63 ± 1.42	1723 ± 330.05	2743 ± 45.09	1927 ± 597.19
DB-UOR-RL	14.47 ± 1.25	2117 ± 392.60	3013 ± 228.11	3193 ± 237.98
DF-UOR-RL	13.80 ± 0.95	2007 ± 282.9	2983 ± 220.53	3060 ± 552.45

In the experiments, we let the preference function W take the form as given by Equation (3), which uses a robustness degree k to represent user preference. Thus, different k 's correspond to different UOR metrics, and we use \mathcal{E}_{k_0} to denote the UOR metric when $k = k_0$.

Considering that the state and action spaces of MuJoCo are high-dimensional and continuous, we choose to use deep neural networks to represent the policies of UOR-RL and the baseline methods, and use PPO Schulman et al. (2017) to implement the policy updating process.

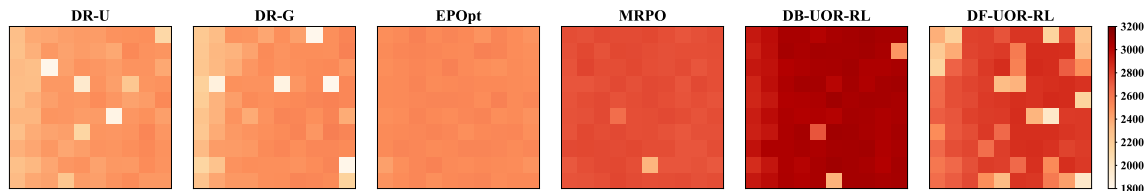
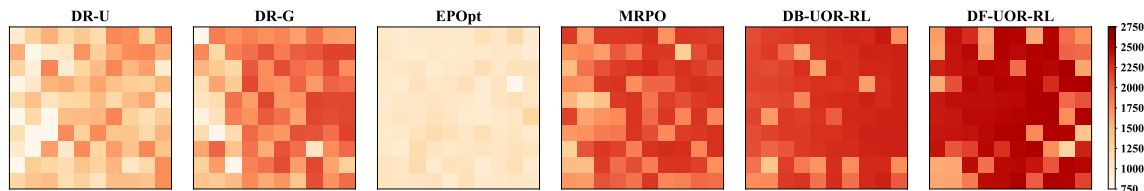
3. <https://openai.com/blog/roboschool>

Table 3: Test results ($k = 0$). Each value denotes the mean and std of the average return of all trajectories over 3 seeds.

Algorithm	Reacher	Hopper	Half Cheetah	Ant
DR-U	14.77 \pm 0.35	1377 \pm 142.95	2387 \pm 90.74	2123 \pm 860.48
DR-G	20.07 \pm 1.11	2050 \pm 10.00	2460 \pm 60.83	2433 \pm 115.04
EPOpt	17.87 \pm 0.47	1027 \pm 704.37	2543 \pm 41.63	2203 \pm 124.23
MRPO	18.07 \pm 0.51	1860 \pm 252.39	2717 \pm 80.21	1887 \pm 567.66
DB-UOR-RL	20.27 \pm 1.62	1930 \pm 395.09	2917 \pm 151.44	3450 \pm 242.49
DF-UOR-RL	19.70 \pm 0.72	1807 \pm 299.05	2703 \pm 40.41	3437 \pm 140.48

 Table 4: Test results ($k = 21$). Each value denotes the mean and std of the average return of worst 10% trajectories over 3 seeds.

Algorithm	Reacher	Hopper	Half Cheetah	Ant
DR-U	-2.14 \pm 0.44	401 \pm 67.30	1957 \pm 104.08	1997 \pm 837.16
DR-G	-5.18 \pm 0.46	804 \pm 409.29	2117 \pm 123.42	1930 \pm 754.25
EPOpt	-1.51 \pm 0.88	836 \pm 772.47	2430 \pm 32.15	2113 \pm 115.90
MRPO	-0.31 \pm 0.55	1032 \pm 805.30	2683 \pm 83.27	1847 \pm 635.71
DB-UOR-RL	4.09 \pm 0.60	1071 \pm 302.89	2557 \pm 390.17	3057 \pm 130.13
DF-UOR-RL	2.80 \pm 1.57	1023 \pm 871.92	2573 \pm 661.99	3257 \pm 289.19


 Figure 1: Heat map of \mathcal{E}_1 in sub-ranges (Half Cheetah). The x-axis and y-axis denote friction and density, respectively. The ranges of these two parameters are chosen as in Table 1, and are evenly divided into 10 sub-ranges.

 Figure 2: Heat map of \mathcal{E}_1 in sub-ranges (Hopper). The x-axis and y-axis denote friction and density, respectively. The ranges of these two parameters are chosen as in Table 1, and are evenly divided into 10 sub-ranges.

4.3 Experimental Results and Discussions

We compare UOR-RL with the baseline methods when $k \in \{0, 1, 21\}$. Specifically, when $k = 0$, $W(x) \equiv 1$, and thus \mathcal{E}_0 is equivalent to the expected return $\mathbb{E}_{p \sim \mathbb{D}} [J(\pi, p)]$ over the

distribution \mathbb{D} ; when $k = 21$, \mathcal{E}_{21} approximates the expected return over the worst 10% trajectories, because more than 90% weight is allocated to them according to the preference function W ; when $k = 1$, \mathcal{E}_1 represents the UOR metric between \mathcal{E}_0 and \mathcal{E}_{21} .

Table 2 shows the test results under the UOR metric \mathcal{E}_1 . Among all algorithms, DB-UOR-RL performs the best, and it outperforms the four baselines in each environment. Such results indicate that DB-UOR-RL is effective under metric \mathcal{E}_1 . At the same time, although the performance of DF-UOR-RL is not as good as that of DB-UOR-RL, it is better than those of the baselines. This shows that DF-UOR-RL could output competitive policies, even when the distribution of environment parameters is unknown.

Table 3 shows the test result under the average return of all trajectories. In most environments, DR-G achieves the best performance among the baselines under such average metric, because it directly takes this average metric as its optimization objective. From Table 3, we could observe that the performance of DB-UOR-RL and DF-UOR-RL is close to or better than that of DR-G in most environments. Such observation indicates that UOR-RL can also yield acceptable results, when robustness is not considered.

Table 4 shows the test result under the average return of the worst 10% trajectories. From the table, both DB-UOR-RL and DF-UOR-RL perform no worse than the best baselines in most environments, which shows that UOR-RL also yields sufficiently good performance in terms of the traditional robustness evaluation criteria.

Apart from Tables 2-4, we also visualize the performance of UOR-RL and the baselines in the ranges of environment parameters given by Table 1 by plotting heat maps. Because of space limit, we only show the heat maps of the Half Cheetah and Hopper tasks with $k = 1$ in Figures 1 and 2, respectively. In these two figures, a darker color means a better performance. We could observe that both DB-UOR-RL and DF-UOR-RL are darker in color than baselines in most sub-ranges, which supports the superiority of UOR-RL for most environment parameters. Moreover, we place the heat maps of the Reacher and Ant tasks in Appendix C.2.

To show the effect of the robustness degree parameter k on the performance of UOR-RL, we carry out experiments with four robustness degree parameters $k \in \{0, 1, 5, 21\}$ in Half Cheetah under the same environment parameters. The results are shown in Figures ?? and 4. To plot these two figures, we sort the collected trajectories by return into an increasing order, divide the trajectories under such order into 10 equal-size groups, calculate the *average return of the trajectories (ART)* in each group, and compute the normalized differences between the ARTs that correspond to each consecutive pair of k 's in $\{0, 1, 5, 21\}$. We could observe that every curve in these two figures shows a decreasing trend as the group index increases. Such observation indicates that, as k increases, both DB-UOR-RL and DF-UOR-RL pay more attention to the trajectories that perform poorer, and thus the trained policies become more robust.

Additionally, we plot the training curves of the baselines and UOR-RL, and place them in Appendix C.3.

5. Related Work

Robust RL Iyengar (2005); Nilim and El Ghaoui (2005); Wiesemann et al. (2013) aims to optimize policies under the worst-case environment, traditionally by the zero-sum game

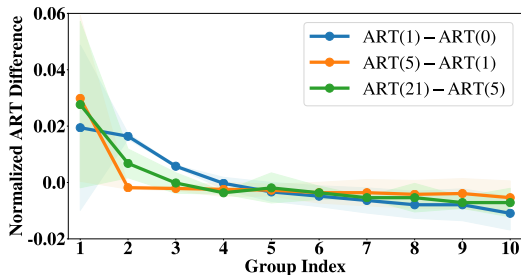


Figure 3: Normalized ART difference for each sorted group (DB-UOR-RL). $\text{ART}(k_0)$ denotes the ART that corresponds to $k = k_0$.

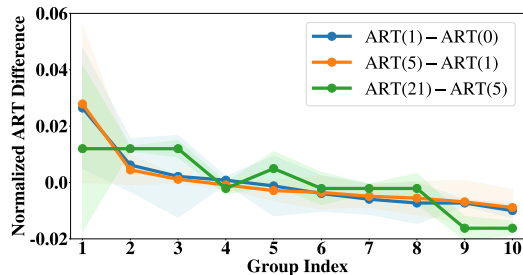


Figure 4: Normalized ART difference for each sorted group (DF-UOR-RL). $\text{ART}(k_0)$ denotes the ART that corresponds to $k = k_0$.

formulation Littman (1994); Littman and Szepesvari (1996). Several recent works focused on finite or linear MDPs, and proposed robust RL algorithms with theoretical guarantees Derman et al. (2021); Wang and Zou (2021); Badrinath and Kalathil (2021); Zhang et al. (2021b); Grand-Clément and Kroer (2020); Kallus and Uehara (2020). However, real-world applications are usually with continuous state and action spaces, as well as complex non-linear dynamics Kumar et al. (2020); Zhang et al. (2020b). Recent deep robust RL works have studied to robustify policies against different factors that generate the worst-case environment. For example, Zhang et al. (2020a, 2021a) and Oikarinen et al. (2020) proposed to improve robustness against perturbations on agents’ observations; Tessler et al. (2019), Kamalaruban et al. (2020) and Curi et al. (2021) improved robustness against action uncertainty due to environment noise or model uncertainty; Mankowitz et al. (2020), Viano et al. (2021), and Chen et al. (2021) enhanced the robustness of policies considering transition perturbations; Wang et al. (2020) designed surrogate rewards to robustify policies in environments with perturbed rewards; improving the robustness against adversarial attacks has been studied by Pinto et al. (2017), Lee et al. (2020), Weng et al. (2020) and Curi et al. (2021). Similar to UOR-RL, a set of recent works Curi et al. (2021); Abdullah et al. (2019); Zhang et al. (2020c); Rajeswaran et al. (2016) tackle the discrepancy in terms of transition dynamics and reward functions between training and execution environments.

Furthermore, another line of recent works Kumar et al. (2020); Tobin et al. (2017); Jiang et al. (2021); Igl et al. (2019); Cobbe et al. (2019) aim to improve the average performance over all possible environments. Specifically, Cobbe et al. (2019) designed a set of procedurally generated environments and showed that the average performance can be improved with several traditional supervised learning techniques. Igl et al. (2019) focused on regularization methods and proposed to combine selective noise injection and information bottleneck techniques to train RL policies. Tobin et al. (2017) proposed domain randomization to randomly sample environments in the training phase and optimize their average expected return. Jiang et al. (2021) further considered the worst-case expected return and proposed MRPO to jointly optimize both cases.

However, focusing on only the worst-case and average performance limits the above methods for broader applications, especially when users get involved and take diverse

preferences. In contrast, our UOR-RL framework considers all possible environments, and weighs them differently according to user preference. As far as we know, UOR-RL is the first RL framework to consider user preference in robustness with both theoretical and empirical guarantees.

6. Conclusion

In this paper, we propose the UOR metric, which integrates user preference into the measurement of robustness. Aiming at optimizing such metric, we design two UOR-RL training algorithms, which work in the scenarios with or without a priori known environment distribution, respectively. Theoretically, we prove that the output policies of the UOR-RL training algorithms, in the scenarios with accurate, inaccurate or even completely no knowledge of the environment distribution, are all ϵ -suboptimal to the optimal policy. Also, we conduct extensive experiments in 4 MuJoCo tasks, and the results validate that UOR-RL is comparable to the state-of-the-art baselines under traditional metrics and establishes new state-of-the-art performance under the UOR metric.

References

- Mohammed Amin Abdullah, Hang Ren, Haitham Bou Ammar, Vladimir Milenkovic, Rui Luo, Mingtian Zhang, and Jun Wang. Wasserstein robust reinforcement learning. *arXiv preprint arXiv:1907.13196*, 2019.
- Kishan Panaganti Badrinath and Dileep Kalathil. Robust reinforcement learning using least squares policy iteration with provable performance guarantees. In *International Conference on Machine Learning*, pages 511–520. PMLR, 2021.
- Yifang Chen, Simon S Du, and Kevin Jamieson. Improved corruption robust algorithms for episodic reinforcement learning. In *International Conference on Machine Learning*. PMLR, 2021.
- Karl Cobbe, Oleg Klimov, Chris Hesse, Taehoon Kim, and John Schulman. Quantifying generalization in reinforcement learning. In *International Conference on Machine Learning*, pages 1282–1289. PMLR, 2019.
- Sebastian Curi, Felix Berkenkamp, and Andreas Krause. Efficient model-based reinforcement learning through optimistic policy search and planning. *arXiv preprint arXiv:2006.08684*, 2020.
- Sebastian Curi, Ilija Bogunovic, and Andreas Krause. Combining pessimism with optimism for robust and efficient model-based deep reinforcement learning. *arXiv preprint arXiv:2103.10369*, 2021.
- Bruno Da Silva, George Konidaris, and Andrew Barto. Learning parameterized skills. *arXiv preprint arXiv:1206.6398*, 2012.
- Esther Derman, Matthieu Geist, and Shie Mannor. Twice regularized mdps and the equivalence between robustness and regularization. In *Advances in Neural Information Processing Systems*, 2021.

- Julien Grand-Clément and Christian Kroer. First-order methods for wasserstein distributionally robust mdp. *arXiv preprint arXiv:2009.06790*, 2020.
- Maximilian Igl, Kamil Ciosek, Yingzhen Li, Sebastian Tschiatschek, Cheng Zhang, Sam Devlin, and Katja Hofmann. Generalization in reinforcement learning with selective noise injection and information bottleneck. *arXiv preprint arXiv:1910.12911*, 2019.
- Garud N Iyengar. Robust dynamic programming. *Mathematics of Operations Research*, 30(2):257–280, 2005.
- Yuankun Jiang, Chenglin Li, Wenrui Dai, Junni Zou, and Hongkai Xiong. Monotonic robust policy optimization with model discrepancy. In *International Conference on Machine Learning*, pages 4951–4960. PMLR, 2021.
- Nathan Kallus and Masatoshi Uehara. Double reinforcement learning for efficient and robust off-policy evaluation. In *International Conference on Machine Learning*, pages 5078–5088. PMLR, 2020.
- Parameswaran Kamalaruban, Yu-Ting Huang, Ya-Ping Hsieh, Paul Rolland, Cheng Shi, and Volkan Cevher. Robust reinforcement learning via adversarial training with langevin dynamics. *arXiv preprint arXiv:2002.06063*, 2020.
- B Ravi Kiran, Ibrahim Sobh, Victor Talpaert, Patrick Mannion, Ahmad A. Al Sallab, Senthil Yogamani, and Patrick Pérez. Deep reinforcement learning for autonomous driving: A survey. *IEEE Transactions on Intelligent Transportation Systems*, 2021.
- Jens Kober, J Andrew Bagnell, and Jan Peters. Reinforcement learning in robotics: A survey. *The International Journal of Robotics Research*, 32(11):1238–1274, 2013.
- Saurabh Kumar, Aviral Kumar, Sergey Levine, and Chelsea Finn. One solution is not all you need: Few-shot extrapolation via structured maxent rl. In *Advances in Neural Information Processing Systems*, pages 8198–8210, 2020.
- Xian Yeow Lee, Sambit Ghadai, Kai Liang Tan, Chinmay Hegde, and Soumik Sarkar. Spatiotemporally constrained action space attacks on deep reinforcement learning agents. In *Proceedings of the AAAI Conference on Artificial Intelligence*, pages 4577–4584, 2020.
- Michael L. Littman. Markov games as a framework for multi-agent reinforcement learning. In *Machine Learning Proceedings 1994*, pages 157–163, 1994.
- Michael L. Littman and Csaba Szepesvari. A generalized reinforcement-learning model: Convergence and applications. In *International Conference on Machine Learning*, pages 310–318, 1996.
- Daniel J Mankowitz, Nir Levine, Rae Jeong, Yuanyuan Shi, Jackie Kay, Abbas Abdolmaleki, Jost Tobias Springenberg, Timothy Mann, Todd Hester, and Martin Riedmiller. Robust reinforcement learning for continuous control with model misspecification. In *International Conference on Learning Representations*, 2020.

- Volodymyr Mnih, Koray Kavukcuoglu, David Silver, Alex Graves, Ioannis Antonoglou, Daan Wierstra, and Martin Riedmiller. Playing atari with deep reinforcement learning. *arXiv preprint arXiv:1312.5602*, 2013.
- Arnab Nilim and Laurent El Ghaoui. Robust control of markov decision processes with uncertain transition matrices. *Operations Research*, 53(5):780–798, 2005.
- Tuomas Oikarinen, Tsui-Wei Weng, and Luca Daniel. Robust deep reinforcement learning through adversarial loss. *arXiv preprint arXiv:2008.01976*, 2020.
- Lerrel Pinto, James Davidson, Rahul Sukthankar, and Abhinav Gupta. Robust adversarial reinforcement learning. In *International Conference on Machine Learning*, pages 2817–2826. PMLR, 2017.
- Aravind Rajeswaran, Sarvjeet Ghotra, Balaraman Ravindran, and Sergey Levine. Epopt: Learning robust neural network policies using model ensembles. *arXiv preprint arXiv:1610.01283*, 2016.
- John Schulman, Filip Wolski, Prafulla Dhariwal, Alec Radford, and Oleg Klimov. Proximal policy optimization algorithms. *arXiv preprint arXiv:1707.06347*, 2017.
- David Silver, Guy Lever, Nicolas Heess, Thomas Degris, Daan Wierstra, and Martin Riedmiller. Deterministic policy gradient algorithms. In *International Conference on Machine Learning*, pages 387–395. PMLR, 2014.
- Chen Tessler, Yonathan Efroni, and Shie Mannor. Action robust reinforcement learning and applications in continuous control. In *International Conference on Machine Learning*, pages 6215–6224. PMLR, 2019.
- Josh Tobin, Rachel Fong, Alex Ray, Jonas Schneider, Wojciech Zaremba, and Pieter Abbeel. Domain randomization for transferring deep neural networks from simulation to the real world. In *International Conference on Intelligent Robots and Systems*, pages 23–30. IEEE, 2017.
- Emanuel Todorov, Tom Erez, and Yuval Tassa. Mujoco: A physics engine for model-based control. In *International Conference on Intelligent Robots and Systems*, pages 5026–5033. IEEE, 2012.
- Luca Viano, Yu-Ting Huang, Parameswaran Kamalaruban, Adrian Weller, and Volkan Cevher. Robust inverse reinforcement learning under transition dynamics mismatch. In *Advances in Neural Information Processing Systems*, 2021.
- Jingkang Wang, Yang Liu, and Bo Li. Reinforcement learning with perturbed rewards. In *AAAI Conference on Artificial Intelligence*, pages 6202–6209, 2020.
- Yue Wang and Shaofeng Zou. Online robust reinforcement learning with model uncertainty. In *Advances in Neural Information Processing Systems*, 2021.

- Tsui-Wei Weng, Krishnamurthy Dj Dvijotham, Jonathan Uesato, Kai Xiao, Sven Gowal, Robert Stanforth, and Pushmeet Kohli. Toward evaluating robustness of deep reinforcement learning with continuous control. In *International Conference on Learning Representations*, 2020.
- Wolfram Wiesemann, Daniel Kuhn, and Berç Rustem. Robust markov decision processes. *Mathematics of Operations Research*, 38(1):153–183, 2013.
- Huan Zhang, Hongge Chen, Chaowei Xiao, Bo Li, Mingyan Liu, Duane Boning, and Cho-Jui Hsieh. Robust deep reinforcement learning against adversarial perturbations on state observations. *arXiv preprint arXiv:2003.08938*, 2020a.
- Huan Zhang, Hongge Chen, Duane Boning, and Cho-Jui Hsieh. Robust reinforcement learning on state observations with learned optimal adversary. *arXiv preprint arXiv:2101.08452*, 2021a.
- Kaiqing Zhang, Bin Hu, and Tamer Basar. On the stability and convergence of robust adversarial reinforcement learning: A case study on linear quadratic systems. In *Advances in Neural Information Processing Systems*, 2020b.
- Kaiqing Zhang, TAO SUN, Yunzhe Tao, Sahika Genc, Sunil Mallya, and Tamer Basar. Robust multi-agent reinforcement learning with model uncertainty. In *Advances in Neural Information Processing Systems*, pages 10571–10583, 2020c.
- Xuezhou Zhang, Yiding Chen, Xiaojin Zhu, and Wen Sun. Robust policy gradient against strong data corruption. *arXiv preprint arXiv:2102.05800*, 2021b.

A. Proof of Theorems and Corollary

A.1 Theorem 1

Proof

We divide the proof into 3 parts.

A.1.1 CONTINUITY OF $J(\pi, p)$

Firstly, we want to prove $J(\pi, p)$ is continuous to the environment p . In the most of MDPs, the state space and action space \mathcal{S}, \mathcal{A} are bounded. Even if \mathcal{S}, \mathcal{A} are unbounded, we can have function which maps unbounded set into a bounded one. For example, let $\mathcal{S} \in \mathbb{R}^k$, we define the function $M : \mathbb{R}^k \rightarrow [0, 1]^k$ that

$$M((x_1, x_2, \dots, x_k)^T) = \left(\frac{1}{1 + \exp(-x_1)}, \frac{1}{1 + \exp(-x_2)}, \dots, \frac{1}{1 + \exp(-x_k)} \right)^T. \quad (12)$$

And if \mathcal{S}, \mathcal{A} is not closed, we can also add the boundary into them, that is

$$\mathcal{S} = \mathcal{S} \cup \partial(\mathcal{S}), \mathcal{A} = \mathcal{A} \cup \partial(\mathcal{A}). \quad (13)$$

As a result, w.l.o.g, we assume \mathcal{S}, \mathcal{A} are compact sets.

Furthermore, we can also assume the environment range \mathcal{P} is a compact set. If $\mathcal{P} \in \mathbb{R}^d$ is unbounded, we define $B_r(0)$ be the closed ball in space \mathbb{R}^d with center at origin and radius r . From the property of distribution \mathbb{D} that

$$1 = \int_{\mathcal{P}} \mathbb{D}(p) dp = \int_{\mathcal{P} \cup B_\infty(0)} \mathbb{D}(p) dp = \lim_{r \rightarrow \infty} \int_{\mathcal{P} \cup B_r(0)} \mathbb{D}(p) dp \quad (14)$$

Thus for $\forall \varphi, \exists r_0$ that

$$\int_{\mathcal{P} \cup B_{r_0}(0)} \mathbb{D}(p) dp > 1 - \varphi \quad (15)$$

So we can thake $\mathcal{P}' = \mathcal{P} \cup B_{r_0}(0)$ to be bounded and use the Theorem 3. As a result, w.l.o.g, we can assume \mathcal{P} is also bounded and compact.

Therefore, the domains of R is $\mathcal{S}^2 \times \mathcal{A} \times \mathcal{P} \rightarrow R$ is a compact set, so is T . From **Cantor's** Theorem, we can get R, T is uniformly continue. So we get

$$\begin{aligned} \forall \epsilon, \exists \delta > 0, \forall s \in \mathcal{S}, a \in \mathcal{A}, p_1, p_2 \in \mathcal{P}, |p_1 - p_2|^4 < \delta \Rightarrow |R_{p_1}(s, a) - R_{p_2}(s, a)| < \epsilon \\ \forall \epsilon, \exists \delta > 0, \forall s_1, s_2 \in \mathcal{S}, a \in \mathcal{A}, p_1, p_2 \in \mathcal{P}, |p_1 - p_2| < \delta \Rightarrow |T_{p_1}(s_1, a, s_2) - T_{p_2}(s_1, a, s_2)| < \epsilon \end{aligned} \quad (16)$$

where for ease of illustration, we use $R_p(s, a, s')$, $T_p(s, a)$ respectively denote $R_p(s, a, s', p)$ and $T_p(s, a, p)$.

For \forall given ϵ , let set $\Delta_\epsilon \subseteq \mathbb{R}^+$ satisfies

$$\begin{aligned} \Delta_\epsilon^R &:= \{\delta \mid \forall s \in \mathcal{S}, a \in \mathcal{A}, p_1, p_2 \in \mathcal{P}, |p_1 - p_2| < \delta \Rightarrow |R_{p_1}(s, a) - R_{p_2}(s, a)| < \epsilon\} \\ \Delta_\epsilon^T &:= \{\delta \mid \forall s_1, s_2 \in \mathcal{S}, a \in \mathcal{A}, p_1, p_2 \in \mathcal{P}, |p_1 - p_2| < \delta \Rightarrow |T_{p_1}(s_1, a, s_2) - T_{p_2}(s_1, a, s_2)| < \epsilon\} \end{aligned} \quad (17)$$

Δ_ϵ^R has upper bound $d(\mathcal{P})$ (diameter of set \mathcal{P}), so it has supremum δ_ϵ^R . Here we define a function

$$\delta_R(\epsilon) = \delta_\epsilon^R \quad (18)$$

Similarly we define the function

$$\delta_T(\epsilon) = \delta_\epsilon^T \quad (19)$$

with δ_ϵ^T as supremum of Δ_ϵ^T .

As for δ_R , there are several properties

1. Domain of δ_R is $(0, \max R - \min R]$
2. Range of $\delta_R \subseteq (0, d(P)]$
3. δ_R is strictly increasing.

Similarly, these properties are the same for δ_T .

After that, we discuss $J(\pi, p)$. We define it as

$$J(\pi, p) = \mathbb{E}\left[\left\{\sum_{i=0}^{\infty} \gamma^i \cdot R_p(s_i, \pi(s_i), s_{i+1})\right\}\right] \quad (20)$$

Then we compare the performance of policy π under two environments p_1 and p_2 . We have $s_0^1 = s_0^2 = s_0$ and $|p_1 - p_2| < \delta$.

$$\begin{aligned} & J(\pi, p_1) - J(\pi, p_2) \\ &= \mathbb{E}\left[\sum_{i=0}^{\infty} \gamma^i \cdot R_{p_1}(s_i^1, \pi(s_i^1), p_1), s_{i+1}^1)\right] - \mathbb{E}\left[\sum_{i=0}^{\infty} \gamma^i \cdot R_{p_2}(s_i^2, \pi(s_i^2), p_2), s_{i+1}^2)\right] \\ &= \sum_{i=0}^{\infty} \gamma^i \cdot \mathbb{E}\left[R_{p_1}(s_i^1, \pi(s_i^1), s_{i+1}^1)\right] - \sum_{i=0}^{\infty} \gamma^i \cdot \mathbb{E}\left[R_{p_2}(s_i^2, \pi(s_i^2), s_{i+1}^2)\right] \\ &= \sum_{i=0}^{\infty} \gamma^i \cdot \left[\mathbb{E}\left[R_{p_1}(s_i^1, \pi(s_i^1), s_{i+1}^1)\right] - \mathbb{E}\left[R_{p_2}(s_i^2, \pi(s_i^2), s_{i+1}^2)\right]\right] \end{aligned} \quad (21)$$

We know the distribution of initial state s_0 is \mathbb{S}_0 . We define that under the environment parameter p and executing policy π , the state distribution in the t^{th} step is $\mathbb{S}_t^{\pi, p}$. And the actions distribution under the state s , environment parameter p and executing policy π is π_s^p . And the transition distribution from state s and action a under parameter p is $T_p^{s, a}$.

Then we have

$$\begin{aligned} \mathbb{E}\left[R_{p_1}(s_i^1, \pi(s_i^1), s_{i+1}^1)\right] &= \int_{\mathcal{S}} \mathbb{S}_t^{\pi, p_1}(s_1) \int_{\mathcal{A}} \pi_s^{p_1}(a) \int_{\mathcal{S}} T_{p_1}^{s_1, a}(s_2) R_{p_1}(s_1, a, s_2) ds_2 da ds_1 \\ &= R_{p_1}(\mathbb{S}_t^{\pi, p_1}, \pi(\mathbb{S}_t^{\pi, p_1}, p_1), T_{p_1}(\mathbb{S}_t^{\pi, p_1}, \pi(\mathbb{S}_t^{\pi, p_1}, p_1))). \end{aligned} \quad (22)$$

Firstly, we consider the distance of distribution \mathbb{S}_t^{π,p_1} and \mathbb{S}_t^{π,p_2}

$$\begin{aligned}
 & D_{TV}(\mathbb{S}_{t+1}^{\pi,p_1}, \mathbb{S}_{t+1}^{\pi,p_2}) \\
 &= |T_{p_1}(\mathbb{S}_t^{\pi,p_1}, \pi(\mathbb{S}_t^{\pi,p_1}, p_1)) - T_{p_2}(\mathbb{S}_t^{\pi,p_2}, \pi(\mathbb{S}_t^{\pi,p_2}, p_2))| \\
 &= |T_{p_1}(\mathbb{S}_t^{\pi,p_1}, \pi(\mathbb{S}_t^{\pi,p_1}, p_1)) - T_{p_1}(\mathbb{S}_t^{\pi,p_2}, \pi(\mathbb{S}_t^{\pi,p_1}, p_1)) + T_{p_1}(\mathbb{S}_t^{\pi,p_2}, \pi(\mathbb{S}_t^{\pi,p_1}, p_1)) - T_{p_1}(\mathbb{S}_t^{\pi,p_2}, \pi(\mathbb{S}_t^{\pi,p_2}, p_1)) \\
 &\quad + T_{p_1}(\mathbb{S}_t^{\pi,p_2}, \pi(\mathbb{S}_t^{\pi,p_2}, p_1)) - T_{p_1}(\mathbb{S}_t^{\pi,p_2}, \pi(\mathbb{S}_t^{\pi,p_2}, p_2)) + T_{p_1}(\mathbb{S}_t^{\pi,p_2}, \pi(\mathbb{S}_t^{\pi,p_2}, p_2)) - T_{p_2}(\mathbb{S}_t^{\pi,p_2}, \pi(\mathbb{S}_t^{\pi,p_2}, p_2))| \\
 &\leq L_{T,S} \cdot [D_{TV}(\mathbb{S}_t^{\pi,p_1}, \mathbb{S}_t^{\pi,p_2}) + L_{T,A}L_\pi \cdot D_{TV}(\mathbb{S}_t^{\pi,p_1}, \mathbb{S}_t^{\pi,p_2}) + \delta] + \delta_T^{-1}(\delta) \\
 &= (L_{T,S} + L_{T,A}L_\pi) \cdot D_{TV}(\mathbb{S}_t^{\pi,p_1}, \mathbb{S}_t^{\pi,p_2}) + L_{T,A}L_\pi\delta + \delta_T^{-1}(\delta)
 \end{aligned} \tag{23}$$

Then we signal Δ^i and define a new function $dis_\delta(x)$.

$$\Delta^i := D_{TV}(\mathbb{S}_t^{\pi,p_1}, \mathbb{S}_t^{\pi,p_2}) \quad dis_\delta(x) := (L_{T,S} + L_{T,A}L_\pi) \cdot x + L_{T,A}L_\pi\delta + \delta_T^{-1}(\delta). \tag{24}$$

Then we have $\Delta^{i+1} \leq dis_\delta(\Delta^i)$ Let $dis_\delta^{(2)} = dis_\delta \circ dis_\delta$ and $dis_\delta^{(k)} = dis_\delta^{(k+1)} \circ dis_\delta$
 So we can have

$$\Delta^i \leq dis_\delta(\Delta^{i-1}) \leq dis_\delta^{(2)}(\Delta^{i-2}) \dots \leq dis_\delta^{(i)}(\Delta^0) = dis_\delta^{(i)}(|s_0^1 - s_0^2|) = dis_\delta^{(i)}(0). \tag{25}$$

Let $\alpha = L_{T,S} + L_{T,A}L_\pi$, $\beta(\delta) = L_{T,A}L_\pi\delta + \delta_T^{-1}(\delta)$, then we can simplify the formula that

$$\begin{aligned}
 dis_\delta^{(i)}(0) &= \alpha \cdot dis_\delta^{(i-1)}(0) + \beta(\delta) \\
 &= \alpha^2 \cdot dis_\delta^{(i-2)}(0) + \alpha \cdot \beta(\delta) + \beta(\delta) \\
 &\dots \\
 &= \alpha^{i-1} \cdot dis_\delta(0) + \beta(\delta) \cdot \sum_{j=0}^{i-2} \alpha^j \\
 &= \begin{cases} \frac{(\alpha^i - 1) \cdot \beta(\delta)}{\alpha - 1} & \alpha > 1 \\ i \cdot \alpha \cdot \beta(\delta) & \alpha = 1 \\ \frac{(1 - \alpha^i) \cdot \beta(\delta)}{1 - \alpha} & \alpha < 1 \end{cases}
 \end{aligned} \tag{26}$$

Then consider the distance of reward function R

$$\begin{aligned}
 & |R_{p_1}(\mathbb{S}_t^{\pi,p_1}, \pi(\mathbb{S}_t^{\pi,p_1}, p_1), T_{p_1}(\mathbb{S}_t^{\pi,p_1}, \pi(\mathbb{S}_t^{\pi,p_1}, p_1))) - R_{p_2}(\mathbb{S}_t^{\pi,p_2}, \pi(\mathbb{S}_t^{\pi,p_2}, p_2), T_{p_2}(\mathbb{S}_t^{\pi,p_2}, \pi(\mathbb{S}_t^{\pi,p_2}, p_2)))| \\
 &\leq |R_{p_1}(\mathbb{S}_t^{\pi,p_1}, \pi(\mathbb{S}_t^{\pi,p_1}, p_1), T_{p_1}(\mathbb{S}_t^{\pi,p_1}, \pi(\mathbb{S}_t^{\pi,p_1}, p_1))) - R_{p_1}(\mathbb{S}_t^{\pi,p_2}, \pi(\mathbb{S}_t^{\pi,p_1}, p_1), T_{p_1}(\mathbb{S}_t^{\pi,p_1}, \pi(\mathbb{S}_t^{\pi,p_1}, p_1)))| \\
 &+ |R_{p_1}(\mathbb{S}_t^{\pi,p_2}, \pi(\mathbb{S}_t^{\pi,p_1}, p_1), T_{p_1}(\mathbb{S}_t^{\pi,p_1}, \pi(\mathbb{S}_t^{\pi,p_1}, p_1))) - R_{p_1}(\mathbb{S}_t^{\pi,p_2}, \pi(\mathbb{S}_t^{\pi,p_2}, p_1), T_{p_1}(\mathbb{S}_t^{\pi,p_1}, \pi(\mathbb{S}_t^{\pi,p_1}, p_1)))| \\
 &+ |R_{p_1}(\mathbb{S}_t^{\pi,p_2}, \pi(\mathbb{S}_t^{\pi,p_2}, p_1), T_{p_1}(\mathbb{S}_t^{\pi,p_1}, \pi(\mathbb{S}_t^{\pi,p_1}, p_1))) - R_{p_1}(\mathbb{S}_t^{\pi,p_2}, \pi(\mathbb{S}_t^{\pi,p_2}, p_2), T_{p_1}(\mathbb{S}_t^{\pi,p_1}, \pi(\mathbb{S}_t^{\pi,p_1}, p_1)))| \\
 &+ |R_{p_1}(\mathbb{S}_t^{\pi,p_2}, \pi(\mathbb{S}_t^{\pi,p_2}, p_2), T_{p_1}(\mathbb{S}_t^{\pi,p_1}, \pi(\mathbb{S}_t^{\pi,p_1}, p_1))) - R_{p_1}(\mathbb{S}_t^{\pi,p_2}, \pi(\mathbb{S}_t^{\pi,p_2}, p_2), T_{p_2}(\mathbb{S}_t^{\pi,p_2}, \pi(\mathbb{S}_t^{\pi,p_2}, p_2)))| \\
 &+ |R_{p_1}(\mathbb{S}_t^{\pi,p_2}, \pi(\mathbb{S}_t^{\pi,p_2}, p_2), T_{p_2}(\mathbb{S}_t^{\pi,p_2}, \pi(\mathbb{S}_t^{\pi,p_2}, p_2))) - R_{p_2}(\mathbb{S}_t^{\pi,p_2}, \pi(\mathbb{S}_t^{\pi,p_2}, p_2), T_{p_2}(\mathbb{S}_t^{\pi,p_2}, \pi(\mathbb{S}_t^{\pi,p_2}, p_2)))| \\
 &\leq L_{R,S}\Delta^i + L_{R,A}L_\pi(\Delta^i + \delta) + L_{R,S}(\alpha\Delta^i + \beta(\delta)) + \delta_R^{-1}(\delta)
 \end{aligned} \tag{27}$$

Let $\zeta = L_{R,S} + L_{R,A} \cdot L_\pi + L_{R,S} \cdot (L_{T,S} + L_{T,A} \cdot L_\pi)$ and $\eta(\delta) = L_{R,S} \cdot \delta_T^{-1}(\delta) + \delta_R^{-1}(\delta) + (L_{R,A}L_\pi + L_{R,S}L_{T,A}L_\pi)\delta$, then we can find an upper bound of the distance of $J(\pi, p_1)$ and $J(\pi, p_2)$.

$$\begin{aligned}
 & J(\pi, p_1) - J(\pi, p_2) \\
 &= \sum_{i=0}^{\infty} \gamma^i \cdot [\mathbb{E} [R_{p_1}(s_i^1, \pi(s_i^1), s_{i+1}^1)] - \mathbb{E} [R_{p_2}(s_i^2, \pi(s_i^2), s_{i+1}^2)]] \\
 &\leq \sum_{i=0}^{\infty} \gamma^i (\zeta \cdot \Delta^i + \eta(\delta)) \\
 &= \frac{\eta(\delta)}{1-\gamma} + \zeta \cdot \sum_{i=0}^{\infty} \gamma^i \Delta^i
 \end{aligned} \tag{28}$$

Here we need discuss respectively with the relationship with 1 and α

$$\sum_{i=0}^{\infty} \gamma^i \Delta^i = \begin{cases} \sum_{i=0}^{\infty} \gamma^i \cdot \frac{(\alpha^i - 1) \cdot \beta(\delta)}{\alpha - 1} \leq \frac{\beta(\delta)}{\alpha - 1} \sum_{i=0}^{\infty} (\gamma \cdot \alpha)^i \leq \frac{\beta(\delta)}{(\alpha - 1)(1 - \gamma \cdot \alpha)} & \alpha > 1 \\ \sum_{i=0}^{\infty} \gamma^i \cdot i \cdot \alpha \cdot \beta(\delta) = \frac{\gamma \cdot \alpha \cdot \beta(\delta)}{(1 - \gamma)^2} & \alpha = 1 \\ \sum_{i=0}^{\infty} \gamma^i \cdot \frac{(1 - \alpha^i) \cdot \beta(\delta)}{1 - \alpha} \leq \sum_{i=0}^{\infty} \gamma^i \cdot \frac{\beta(\delta)}{1 - \alpha} = \frac{\beta(\delta)}{(1 - \alpha) \cdot (1 - \gamma)} & \alpha < 1 \end{cases} \tag{29}$$

Since α, ζ, γ are all fixed constants. We can set

$$\begin{aligned}
 \mu_0 &= \max\left\{\frac{1}{(\alpha - 1)(1 - \gamma \cdot \alpha)}, \frac{\gamma \cdot \alpha}{(1 - \gamma)^2}, \frac{1}{(1 - \alpha) \cdot (1 - \gamma)}\right\} \\
 \lambda &= \frac{1}{1 - \gamma} \quad \mu = \mu_0 \cdot \zeta
 \end{aligned} \tag{30}$$

So we can conclude

$$|J(\pi, p_1) - J(\pi, p_2)| \leq \lambda \cdot \eta(\delta) + \mu \cdot \beta(\delta) =: j(\delta) \tag{31}$$

A.1.2 $\mathcal{E}(\pi)$ and $\hat{\mathcal{E}}(\pi)$

In this section, we focus on a fixed policy π , and discuss the value between \mathcal{E} and $\hat{\mathcal{E}}$ executing π .

As for preference function W , if we take normalized one W' as the new preference function that

$$W'(x) = W(x)/\mathcal{W} \quad \text{with} \quad \mathcal{W} = \int_0^1 W(x)dx \tag{32}$$

The optimal policy keeps the same. That is, we can normalize the preference function will the actually influence the UOR-PMDDP. As a result, w.l.o.g, we can assume

$$\int_0^1 W(x)dx = 1. \tag{33}$$

From the calculation of $\hat{\mathcal{E}}(\pi)$, we can define a new function H'_π as a step function, assume the order is α_1 to α_n

$$M_i = \sum_{k=1}^i m_{\alpha_k} \quad (M_0 = 0) \quad (34)$$

$$H'_\pi(x) = J(\pi, p_{\alpha_i}) \quad \text{with} \quad M_{i-1} \leq x < M_i$$

From the definition of \mathcal{E} , we know

$$\mathcal{E}(\pi) = \int_{\mathcal{P}} \mathbb{D}(p) \cdot J(\pi, p) \cdot W(h(\pi, p)) dp. \quad (35)$$

We define another function H that

$$H(x) := \int_{\mathcal{P}} \mathbb{D}(p) \cdot \mathbb{1}[J(\pi, p) \leq x] dp \quad (36)$$

From the definition we get easily get

$$H(J(\pi, p)) = h(\pi, p). \quad (37)$$

For the function H , we find H is monotonic increasing. We signal H^{-1} as the inverse function of H . It's important to mention that since H may be not strictly increasing, the true inverse function may not exists, but we can let the lower bound one as the value of the H^{-1} , so we assume the inverse function existing.

After that we can have

$$\begin{aligned} \mathcal{E}(\pi) &= \int_{\mathcal{P}} \mathbb{D}(p) \cdot J(\pi, p) \cdot W(h(\pi, p)) dp \\ &= \int_{\mathcal{P}} (H_\pi^{-1}(h(\pi, p)) \cdot W(h(\pi, p))) (\mathbb{D}(p) dp) \\ &\stackrel{x=h(\pi, p)}{=} \int_0^1 H_\pi^{-1}(x) \cdot W(x) dx \end{aligned} \quad (38)$$

Also we have

$$\hat{\mathcal{E}}(\pi) = \int_0^1 H'_\pi(x) \cdot W(x) dx. \quad (39)$$

As a result

$$\begin{aligned} &|\mathcal{E}(\pi) - \hat{\mathcal{E}}(\pi)| \\ &= \left| \int_0^1 (H_\pi^{-1}(x) - H'_\pi(x)) \cdot W(x) \right| \\ &= \left| \sum_{i=0}^n \int_{M_i}^{M_{i+1}} (H_\pi^{-1}(x) - H'_\pi(x)) \cdot W(x) \right| \\ &\leq \sum_{i=0}^n \int_{M_i}^{M_{i+1}} |H_\pi^{-1}(x) - H'_\pi(x)| \cdot W(x) \end{aligned} \quad (40)$$

We from two direction to bound $H_\pi^{-1} - H'_\pi$

1. $H'_\pi(x) \geq H_\pi^{-1}(x) - j(\delta)$:

$$\begin{aligned}
 & \text{Let } M_i \leq x < M_{i+1} \Rightarrow \forall j < i, J(\pi, p_{lj}) \leq H'_\pi(x) \\
 & \text{From } \forall k, d(\mathcal{P}_k) \leq \delta \\
 & \Rightarrow \forall y \in \mathcal{P}_{lj}, |J(\pi, p_{lj}) - J(\pi, y)| < j(\delta) \\
 & \Rightarrow J(\pi, y) \leq J(\pi, p_{lj}) + j(\delta) \leq H'_\pi(x) + j(\delta) \\
 & \text{Let } \mathbb{U}_i = \bigcup_{j=0}^i \mathcal{P}_{\alpha_j} \\
 & \Rightarrow \forall y \in \mathbb{U}_i, J(\pi, y) < H'_\pi(x) + j(\delta) \\
 & \text{We know, } \int_{\mathbb{U}_i} \mathbb{D}(p) dp = M_{i+1} \\
 & \Rightarrow \int_{\mathcal{P}} \mathbf{1}[J(\pi, p) < H'_\pi(x) + j(\delta)] \cdot \mathbb{D}(p) dp \geq M_{i+1} \\
 & \Rightarrow H_\pi^{-1}(x) \leq H_\pi^{-1}(M_{i+1}) \leq H'_\pi(x) + j(\delta) \\
 & \Rightarrow H'_\pi(x) \geq H_\pi^{-1}(x) - j(\delta)
 \end{aligned} \tag{41}$$

2. $H'_\pi(x) \leq H_\pi^{-1}(x) + j(\delta)$:

$$\begin{aligned}
 & \text{Let } M_i \leq x < M_{i+1} \Rightarrow \forall j > i, J(\pi, p_{lj}) \geq H'_\pi(x) \\
 & \text{From } \forall k, d(\mathcal{P}_k) \leq \delta \\
 & \Rightarrow \forall y \in \mathcal{P}_{lj}, |J(\pi, p_{lj}) - J(\pi, y)| < j(\delta) \\
 & \Rightarrow J(\pi, y) \geq J(\pi, p_{lj}) - j(\delta) \geq H'_\pi(x) - j(\delta) \\
 & \text{Let } \mathbb{V}_i = \bigcup_{j=i}^n \mathcal{P}_{\alpha_j} \\
 & \Rightarrow \forall y \in \mathbb{V}_i, J(\pi, y) \geq H'_\pi(x) - j(\delta) \\
 & \text{We know, } \int_{\mathbb{V}_i} \mathbb{D}(p) dp = 1 - M_i \\
 & \Rightarrow \int_{\mathcal{P}} \mathbf{1}[J(\pi, p) \geq H'_\pi(x) - j(\delta)] \cdot \mathbb{D}(p) dp \geq 1 - M_i \\
 & \text{And } \int_{\mathcal{P}} \mathbf{1}[J(\pi, p) \geq H'_\pi(x) - j(\delta)] \cdot \mathbb{D}(p) dp + \int_{\mathcal{P}} \mathbf{1}[J(\pi, p) \leq H'_\pi(x) - j(\delta)] \cdot \mathbb{D}(p) dp \\
 & = \int_{\mathcal{P}} \mathbf{1} \cdot \mathbb{D}(p) dp - \int_{\mathcal{P}} \mathbf{1}[J(\pi, p) = H'_\pi(x) - j(\delta)] \cdot \mathbb{D}(p) dp = 1 - 0 = 1 \\
 & \Rightarrow \int_{\mathcal{P}} \mathbf{1}[J(\pi, p) \leq H'_\pi(x) - j(\delta)] \cdot \mathbb{D}(p) dp \leq M_i \\
 & \Rightarrow H_\pi^{-1}(x) \geq H_\pi^{-1}(M_i) \geq H'_\pi(x) + j(\delta) \\
 & \Rightarrow H'_\pi(x) \leq H_\pi^{-1}(x) + j(\delta)
 \end{aligned} \tag{42}$$

As a result, we can conclude $|H'_\pi(x) - H_\pi^{-1}(x)| \leq j(\delta)$, Then

$$\begin{aligned}
 & |\mathcal{E}(\pi) - \hat{\mathcal{E}}(\pi)| \\
 & \leq \sum_{i=0}^n \int_{M_i}^{M_{i+1}} |H_\pi^{-1}(x) - H'_\pi(x)| \cdot W(x) dx \\
 & \leq \sum_{i=0}^n \int_{M_i}^{M_{i+1}} j(\delta) \cdot W(x) dx \\
 & = j(\delta) \cdot \sum_{i=0}^n \int_{M_i}^{M_{i+1}} W(x) dx \\
 & = j(\delta) \cdot \int_0^1 W(x) dx \\
 & = j(\delta)
 \end{aligned} \tag{43}$$

with

A.1.3 $\hat{\pi}$, π^*

We define these two optimal policies that

$$\begin{aligned}
 \pi^* &= \arg \max_{\pi} \mathcal{E}(\pi) \\
 \hat{\pi}^* &= \arg \max_{\pi} \hat{\mathcal{E}}(\pi)
 \end{aligned} \tag{44}$$

Consider the function $j(\delta) = \eta(\delta) + \mu \cdot \beta(\delta)$ that

$$\begin{aligned}
 \beta(\delta) &= L_{T,A} L_\pi \delta + \delta_T^{-1}(\delta) \\
 \eta(\delta) &= L_{R,S} \cdot \delta_T^{-1}(\delta) + \delta_R^{-1}(\delta) + (L_{R,A} L_\pi + L_{R,S} L_{T,A} L_\pi) \delta.
 \end{aligned} \tag{45}$$

δ_T and δ_R is a strictly increasing function, and $\delta_T(0) = \delta_R(0) = 0$. So we know $\beta(\delta)$, $\eta(\delta)$ and $j(\delta)$ are all strictly increasing and $\beta(0) = \eta(0) = j(0) = 0$. As a result, j^{-1} exists and is strictly increasing with $j^{-1}(0) = 0$.

Then for $\forall \epsilon = 2\epsilon_0$, let $\delta_0 = j^{-1}(\epsilon_0/2)$. As long as we have block diameter upper bound is δ_0 then we can get

$$\forall \text{policy } \pi, |\mathcal{E}(\pi) - \hat{\mathcal{E}}(\pi)| \leq j(\delta_0) = j(j^{-1}(\epsilon/2)) = \epsilon/2. \tag{46}$$

And we know the Policy_Update function can output ϵ_0 - *suboptimal* policy $\hat{\pi}$, that is

$$\hat{\mathcal{E}}(\hat{\pi}) \geq \hat{\mathcal{E}}(\hat{\pi}^*) - \epsilon_0 \tag{47}$$

Then we can conclude the proof above that

$$\mathcal{E}(\hat{\pi}) \geq \hat{\mathcal{E}}(\hat{\pi}) - \epsilon_0/2 \geq \hat{\mathcal{E}}(\hat{\pi}^*) - 3\epsilon_0/2 \geq \hat{\mathcal{E}}(\pi^*) - 3\epsilon_0/2 \geq \mathcal{E}(\pi^*) - 2\epsilon_0 = \mathcal{E}(\pi^*) - \epsilon \tag{48}$$

Then we prove this theorem. ■

A.2 Theorem 2

Proof Since we strengthen the Assumption 1 and get the Lipschitz continuity one, Assumption 4, we can modify the proof of Theorem 1 that

$$\begin{aligned}\delta_T(\delta) &= L_{T,p} \cdot \delta \\ \delta_R(\delta) &= L_{R,p} \cdot \delta\end{aligned}\tag{49}$$

As a result, we can get accurate value of β and η that

$$\begin{aligned}\beta(\delta) &= L_{T,A}L_\pi\delta + \frac{\delta}{L_{T,p}} \\ \eta(\delta) &= \frac{L_{R,S} \cdot \delta}{L_{T,p}} + \frac{\delta}{L_{R,p}} + (L_{R,A}L_\pi + L_{R,S}L_{T,A}L_\pi)\delta.\end{aligned}\tag{50}$$

So we can have the $j(\delta)$ that

$$\begin{aligned}j(\delta) &= \lambda\eta(\delta) + \mu\beta(\delta) \\ &= \frac{\frac{L_{R,S}\delta}{L_{T,p}} + \frac{\delta}{L_{R,p}} + (L_{R,A}L_\pi + L_{R,S}L_{T,A}L_\pi)\delta}{1 - \gamma} \\ &\quad + [L_{R,S} + L_{R,A} \cdot L_\pi + L_{R,S} \cdot (L_{T,S} + L_{T,A} \cdot L_\pi)]\mu_0 \cdot (L_{T,A}L_\pi\delta + \frac{\delta}{L_{T,p}}) \\ &= \left[\frac{L_{R,p}L_{R,S} + L_{T,p} + L_{T,p}L_{T,p}(L_{R,A}L_\pi + L_{R,S}L_{T,A}L_\pi)}{L_{T,p}L_{R,p}(1 - \gamma)} \right. \\ &\quad \left. + \frac{(L_{R,S} + L_{R,A}L_\pi + L_{R,S}(L_{T,S} + L_{T,A}L_\pi))(L_{T,A}L_\pi L_{T,p} + 1)\mu_0}{L_{T,p}} \right] \delta \\ &=: \frac{\delta}{v}\end{aligned}\tag{51}$$

with

$$\mu_0 = \max\left\{\frac{1}{(\alpha - 1)(1 - \gamma \cdot \alpha)}, \frac{\gamma \cdot \alpha}{(1 - \gamma)^2}, \frac{1}{(1 - \alpha) \cdot (1 - \gamma)}\right\}\tag{52}$$

Then we can have $j^{-1}(\epsilon) = v\epsilon = O(\epsilon)$. ■

A.3 Theorem 3

Proof

First, we define two function

$$\begin{aligned}H_\pi(x) &= \int_{\mathcal{P}} \mathbf{1}[J(\pi, p) \leq x] \cdot \mathbb{D}(p) dp \\ H_{\pi,e}(x) &= \int_{\mathcal{P}} \mathbf{1}[J(\pi, p) \leq x] \cdot \mathbb{D}^e(p) dp\end{aligned}\tag{53}$$

So from that, we know

$$\begin{aligned}\mathcal{E}(\pi) &= \int_0^1 H_\pi^{-1}(x) \cdot W(x) dx \\ \mathcal{E}^e(\pi) &= \int_0^1 H_{\pi, \mathbb{D}^e}^{-1}(x) \cdot W(x) dx\end{aligned}\tag{54}$$

Before that, there is a property

Lemma 6.

$$\exists J_0, \forall \text{ policy } \pi, \forall 0 \leq x \leq 1, \forall \mathbb{D}, |H_\pi^{-1}(x)| \leq J_0\tag{55}$$

Proof

For \forall policy $\pi, \forall 0 \leq x \leq 1, \forall \mathbb{D}$, there exists $p_1, p_2 \in \mathcal{P}$,

$$J(\pi, p_1) \leq H_\pi^{-1}(x) \leq J(\pi, p_2).\tag{56}$$

Exactly, we can get the $p_1 = \arg \min_{p \in \mathcal{P}} J(\pi, p), p_2 = \arg \max_{p \in \mathcal{P}} J(\pi, p)$

After that, from assumption 4,5, R function is continue to \mathcal{P} , Lipschitz to S and A , so R is continue in its domain $\mathbb{S}^2 \times \mathbb{A} \times \mathcal{P}$.

Besides, from assumption 1,2,6, we get the domain of R is a compact set, with the continuity of R , we know range of R is a compact set, so its bounded. We can assume

$$|R_p(s, a, s')| \leq R_0\tag{57}$$

Then we can get

$$\begin{aligned}\forall p, \pi, |J(\pi, p)| &= |\mathbb{E}[\{\sum_{i=0}^{\infty} \gamma^i \cdot R_{p_1}(s_i, \pi(s_i), s_{i+1})\}]| \\ &\leq \mathbb{E}[\sum_{i=0}^{\infty} \gamma^i * R_0] \\ &= \frac{R_0}{1-\gamma}\end{aligned}\tag{58}$$

Let $J_0 = \frac{R_0}{1-\gamma}$, we have

$$\begin{aligned}-\frac{R_0}{1-\gamma} \leq J(\pi, p_1) \leq H_\pi^{-1}(x) \leq J(\pi, p_2) \leq \frac{R_0}{1-\gamma} \\ \implies |H_\pi^{-1}(x)| \leq \frac{R_0}{1-\gamma}\end{aligned}\tag{59}$$

■

Lemma 7. \forall given $\epsilon > 0$, policy π , $\exists \kappa = O(\epsilon)$, as long as $D_{TV}(\mathbb{D}, \mathbb{D}^e) \leq \kappa$, then we can promise

$$|\mathcal{E}(\pi) - \mathcal{E}^e(\pi)| \leq \epsilon\tag{60}$$

Proof

We divide $\mathcal{E}(\pi)$ into 2 parts.

$$\begin{aligned}\mathcal{E}(\pi) &= \int_0^1 H_\pi^{-1}(x) \cdot W(x) dx \\ &= \int_0^{0^+} H_\pi^{-1}(x) \cdot W(x) dx + \int_{0^+}^1 H_\pi^{-1}(x) \cdot W(x) dx \\ &:= \mathcal{E}_1(\pi) + \mathcal{E}_2(\pi)\end{aligned}\tag{61}$$

Then we can easily get

$$|\mathcal{E}(\pi) - \mathcal{E}^\epsilon(\pi)| \leq |\mathcal{E}_1(\pi) - \mathcal{E}_1^\epsilon(\pi)| + |\mathcal{E}_2(\pi) - \mathcal{E}_2^\epsilon(\pi)|\tag{62}$$

Part 1: $\mathcal{E}_1(\pi)$

From the definition, we have

$$\mathcal{E}_1(\pi) = \int_0^{0^+} W(x) dx \cdot \lim_{x \rightarrow 0^+} H_\pi^{-1}(x)\tag{63}$$

Let $A = \int_0^{0^+} W(x) dx$, then we get

$$|\mathcal{E}_1(\pi) - \mathcal{E}_1^\epsilon(\pi)| = A \cdot \lim_{x \rightarrow 0^+} |H_\pi^{-1}(x) - H_{\pi, \epsilon}^{-1}(x)|\tag{64}$$

Since the environment distribution will not change abruptly, we can mildly assume the distribution function is continuous, that is, $\mathbb{D}(p)$ is continuous to p . Then as \mathcal{P} is a compact set, so \mathbb{D} is uniformly continuous. Let p_0 be the worst-case environment parameter for distribution \mathbb{D} that $h(\pi, p_0) = 0$. Then, w.l.o.g, let $\mathbb{D}(p_0) = D > 0$. Then since the uniform continuity of \mathbb{D} , for $\frac{D}{2}$, $\exists \delta_1$, for $\forall p_1 \in \mathcal{P}$ and $|p_0 - p_1| < \delta_1$, then $|\mathbb{D}(p_0) - \mathbb{D}(p_1)| < \frac{D}{2}$. As a result, we have

$$\begin{aligned}\forall p \in B_{\delta_1}(p_0), \frac{D}{2} < \mathbb{D}(p) < \frac{3D}{2} \\ \Rightarrow \int_{B_{\delta_1}(p_0)} \mathbb{D}(p) dp > c \cdot \delta_1^d \cdot \frac{D}{2},\end{aligned}\tag{65}$$

where $c\delta_1^d$ is the volume of the ball $B_{\delta_1}(p_0)$ and c depends on the dimension of environment parameter space.

According to Theorem 2, for $\frac{\epsilon}{3A}$, $\exists \delta_0 = \frac{\nu\epsilon}{3A}$. Since the definition of $O(\cdot)$ and that as $\epsilon \rightarrow 0, \delta_0 \rightarrow 0$, we can let $\delta_0 < \delta_1$. Then we choose $\kappa_1 = c \cdot \delta_0^d \cdot \frac{D}{2} = O(\delta_0^d) = O(\epsilon^d)$, if $D_{TV}(\mathbb{D}, \mathbb{D}^\epsilon) < \kappa_0$, then

$$\int_{B_{\delta_0}(p_0)} \mathbb{D}^\epsilon(p) dp > 0.\tag{66}$$

Therefore, $\exists p' \in B_{\delta_0}$ that $\mathbb{D}^\epsilon(p') > 0$, then

$$\lim_{x \rightarrow 0^+} H_{\pi, \epsilon}^{-1}(x) \geq \lim_{x \rightarrow 0^+} H_\pi^{-1}(x) - \epsilon.\tag{67}$$

Similarly, when consider the worst case in \mathbb{D}^e , we can get

$$\lim_{x \rightarrow 0^+} H_\pi^{-1}(x) \geq \lim_{x \rightarrow 0^+} H_{\pi,e}^{-1}(x) - \epsilon. \quad (68)$$

As a result, as long as $D_{TV}(\mathbb{D}, \mathbb{D}^e) \leq \kappa_1$, we can guarantee

$$|\mathcal{E}_1(\pi) - \mathcal{E}_1^e(\pi)| = A \cdot \lim_{x \rightarrow 0^+} |H_\pi^{-1}(x) - H_{\pi,e}^{-1}(x)| < A \cdot \frac{\epsilon}{3A} = \frac{\epsilon}{3} \quad (69)$$

Part 2: $\mathcal{E}_2(\pi)$

From

$$0 = \int_{0^+}^{0^+} W(x) dx = \lim_{x \rightarrow 0^+} \int_{0^+}^x W(x) dx \quad (70)$$

we know for given ϵ

$$\exists \sigma > 0, \text{ s.t. } \int_{0^+}^{\sigma} W(x) dx \leq \frac{\epsilon}{6J_0} \quad (71)$$

From the limitation of the W , we know W is monotonic decreasing, so

$$\forall \sigma \leq x \leq 1, W(x) \leq W(\sigma) \quad (72)$$

Then we extend the W function to W_1 that

$$W_1(x) = \begin{cases} W(x) & x \geq \sigma \\ W(\sigma) & x \leq \sigma \end{cases} \quad (73)$$

So we can change the W into W_1 that for $\forall \mathbb{D}, \pi$, we have

$$\begin{aligned} & \mathcal{E}_2(\pi) - \int_0^1 H_\pi^{-1}(x) \cdot W_1(x) dx \\ &= \mathcal{E}_2(\pi) - \int_{0^+}^1 H_\pi^{-1}(x) \cdot W_1(x) dx \\ &= \int_{0^+}^1 H_\pi^{-1}(x) \cdot [W(x) - W_1(x)] dx \\ &= \int_{0^+}^{\sigma} H_\pi^{-1}(x) \cdot [W(x) - W_1(x)] dx \\ &\leq J_0 \cdot \int_{0^+}^{\sigma} [W(x) - W_1(x)] dx \\ &\leq J_0 \cdot \int_{0^+}^{\sigma} W(x) dx = \frac{\epsilon}{6} \end{aligned} \quad (74)$$

Then we can change the E_2 into another form

$$\begin{aligned}
 & |\mathcal{E}_2(\pi) - \mathcal{E}_2^\epsilon(\pi)| \\
 & \leq |\mathcal{E}_2(\pi) - \int_0^1 H_\pi^{-1}(x) \cdot W_1(x) dx - \mathcal{E}_2^\epsilon(\pi) + \int_0^1 H_{\pi,\epsilon}^{-1}(x) \cdot W_1(x) dx| \\
 & \quad + |\int_0^1 H_\pi^{-1}(x) \cdot W_1(x) dx - \int_0^1 H_{\pi,\epsilon}^{-1}(x) \cdot W_1(x) dx| \\
 & \leq |\mathcal{E}_2(\pi) - \int_0^1 H_\pi^{-1}(x) \cdot W_1(x) dx| + |\mathcal{E}_2^\epsilon(\pi) - \int_0^1 H_{\pi,\epsilon}^{-1}(x) \cdot W_1(x) dx| \\
 & \quad + |\int_0^1 H_\pi^{-1}(x) \cdot W_1(x) dx - \int_0^1 H_{\pi,\epsilon}^{-1}(x) \cdot W_1(x) dx| \\
 & \leq \frac{\epsilon}{6} + \frac{\epsilon}{6} + |\int_0^1 H_\pi^{-1}(x) \cdot W_1(x) dx - \int_0^1 H_{\pi,\epsilon}^{-1}(x) \cdot W_1(x) dx| \\
 & = \frac{\epsilon}{3} + |\int_0^1 H_\pi^{-1}(x) \cdot W_1(x) dx - \int_0^1 H_{\pi,\epsilon}^{-1}(x) \cdot W_1(x) dx|
 \end{aligned} \tag{75}$$

And we also have

$$\begin{aligned}
 & = |\int_\sigma^1 H_\pi^{-1}(x) \cdot W_1(x) dx - \int_\sigma^1 H_{\pi,\epsilon}^{-1}(x) \cdot W_1(x) dx| \\
 & = |\int_{\mathcal{P}} J(\pi, p) \cdot \mathbb{D}(p) \cdot W_1(h(\pi, p)) dp - \int_{\mathcal{P}} J(\pi, p) \cdot \mathbb{D}^\epsilon(p) \cdot W_1(h^\epsilon(\pi, p)) dp| \\
 & \leq \int_{\mathcal{P}} J(\pi, p) \cdot |\mathbb{D}(p) \cdot W_1(h(\pi, p)) - \mathbb{D}^\epsilon(p) \cdot W_1(h^\epsilon(\pi, p))| dp \\
 & \leq J_0 \cdot \int_{\mathcal{P}} |\mathbb{D}(p) \cdot W_1(h(\pi, p)) - \mathbb{D}^\epsilon(p) \cdot W_1(h^\epsilon(\pi, p))| dp \\
 & \leq J_0 \cdot [\int_{\mathcal{P}} \mathbb{D}(p) \cdot |W_1(h(\pi, p)) - W_1(h^\epsilon(\pi, p))| + |\mathbb{D}(p) - \mathbb{D}^\epsilon(p)| \cdot W_1(h^\epsilon(\pi, p)) dp]
 \end{aligned} \tag{76}$$

we consider that W_1 is Lipschitz continuous in $[\sigma, 1]$, which means

$$\forall \frac{\epsilon}{6J_0}, \exists \kappa_2 = O(\epsilon) > 0, |x_1 - x_2| < \kappa_2 \Rightarrow |W_1(x_1) - W_1(x_2)| \leq \frac{\epsilon}{6J_0} \tag{77}$$

So for the distance of h , we can get

$$\begin{aligned}
 & |h(\pi, p) - h^\epsilon(\pi, p)| \\
 & = |\int_{\mathcal{P}} \mathbb{D}(p) \cdot \mathbf{1}[J(\pi, p) \geq J(\pi, p')] dp' - \int_{\mathcal{P}} \mathbb{D}^\epsilon(p) \cdot \mathbf{1}[J(\pi, p) \geq J(\pi, p')] dp'| \\
 & \leq \int_{\mathcal{P}} |\mathbb{D}(p) - \mathbb{D}^\epsilon(p)| \cdot \mathbf{1}[J(\pi, p) \geq J(\pi, p')] dp' \\
 & \leq \int_{\mathcal{P}} |\mathbb{D}(p) - \mathbb{D}^\epsilon(p)| \cdot dp' = D_{TV}(\mathbb{D}, \mathbb{D}^\epsilon)
 \end{aligned} \tag{78}$$

If we guarantee $D_{TV}(\mathbb{D}, \mathbb{D}^\epsilon) < \kappa_2$, then we have

$$|W_1(h(\pi, p)) - W_1(h^\epsilon(\pi, p))| \leq \frac{\epsilon}{6J_0} \tag{79}$$

Let $\kappa_3 = \frac{\epsilon}{6 \cdot J_0 \cdot W(\sigma)} = O(\epsilon)$, then if guarantee $D_{TV}(\mathbb{D}, \mathbb{D}^e) \leq \kappa_3$, then we have

$$\begin{aligned}
 &= \left| \int_{\sigma}^1 H_{\pi}^{-1}(x) \cdot W_1(x) dx - \int_{\sigma}^1 H_{\pi, e}^{-1}(x) \cdot W_1(x) dx \right| \\
 &\leq J_0 \cdot \left[\int_{\mathcal{P}} \mathbb{D}(p) \cdot |W_1(h(\pi, p)) - W_1(h^e(\pi, p))| + |\mathbb{D}(p) - \mathbb{D}^e(p)| \cdot W_1(h^e(\pi, p)) dp \right] \\
 &\leq J_0 \cdot \frac{\epsilon}{6J_0} \cdot \int_{\mathcal{P}} \mathbb{D}(p) dp + J_0 \cdot W(\sigma) \cdot \int_{\mathcal{P}} |\mathbb{D}(p) - \mathbb{D}^e(p)| dp \\
 &\leq J_0 \cdot \frac{\epsilon}{6J_0} + J_0 \cdot W(\sigma) \cdot \kappa_3 \\
 &= J_0 \cdot \frac{\epsilon}{6J_0} + J_0 \cdot W(\sigma) \cdot \frac{\epsilon}{6 \cdot J_0 \cdot W(\sigma)} \\
 &= \frac{\epsilon}{6} + \frac{\epsilon}{6} = \frac{\epsilon}{3}
 \end{aligned} \tag{80}$$

Conclusion

Let $\kappa = \min\{\kappa_1, \kappa_2, \kappa_3\} = \min\{O(\epsilon^d), O(\epsilon), O(\epsilon)\} = O(\epsilon^d)$, and we let $D_{TV}(\mathbb{D}, \mathbb{D}^e) < \kappa$, so we can get

$$\begin{aligned}
 &|\mathcal{E}(\pi) - \mathcal{E}^e(\pi)| \\
 &\leq |\mathcal{E}_1(\pi) - \mathcal{E}_1^e(\pi)| + |\mathcal{E}_2(\pi) - \mathcal{E}_2^e(\pi)| \\
 &\leq \frac{\epsilon}{3} + \frac{\epsilon}{3} + \left| \int_0^1 H_{\pi}^{-1}(x) \cdot W_1(x) dx - \int_0^1 H_{\pi, e}^{-1}(x) \cdot W_1(x) dx \right| \\
 &\leq \frac{\epsilon}{3} + \frac{\epsilon}{3} + \frac{\epsilon}{3} = \epsilon
 \end{aligned} \tag{81}$$

■

Back to **Theorem 3**, for $\forall \epsilon$, let $\epsilon_0 = \epsilon/2$, and use **Lemma 7** with ϵ_0 , we can get

$$\begin{aligned}
 \mathcal{E}(\pi^e) &\geq E(\pi^e, f, \mathbb{D}^e) - \epsilon_0 \\
 &\geq \mathcal{E}^e(\pi^e) \\
 &\geq \mathcal{E}(\pi) - \epsilon_0 - \epsilon_0 \\
 &= \mathcal{E}(\pi) - \epsilon
 \end{aligned} \tag{82}$$

■

A.4 Corollary 4

Proof Since the Update_Policy learn an ϵ -suboptimal policy, we have

$$\mathcal{E}^e(\hat{\pi}^e) \geq \mathcal{E}^e(\pi^e) - \epsilon. \tag{83}$$

And according to Lemma 7 with ϵ , we get

$$\begin{aligned}
 \mathcal{E}(\hat{\pi}^e) &\geq \mathcal{E}^e(\hat{\pi}^e) - \epsilon \\
 &\geq \mathcal{E}^e(\pi^e) - 2\epsilon \\
 &\geq \mathcal{E}^e(\pi^*) - 2\epsilon \\
 &\geq \mathcal{E}(\pi^*) - 3\epsilon \\
 &= \mathcal{E}(\pi^*) - \epsilon_1
 \end{aligned} \tag{84}$$

■

A.5 Theorem 5

In Algorithm 2, for each trajectory $\xi_{j,k}$, we regard its environment parameter $p_{j,k}$ as a random variable. For $\forall j, k$, the environment parameter $p_{j,k}$ is a random variable. These environment parameter all follow a priori distribution \mathbb{D} but is not independent to each other, for it is mild to assume the environment will not change abruptly. In Algorithm 2, we sample these trajectories one by one. For ease of illustration, we mark the first trajectories in each cluster $\xi_{j,0}$ as the ξ_j to represent the whole cluster, and $p_{j,0}$ as p_j .

Then we define the posterior distribution \mathbb{D}_x^y , which means the probability distribution of random variable p_y after observing the p_x . Then we propose the following assumption

Assumption 5. *The environment parameter change continuously between trajectories that the distance between to consecutive environment parameter is not too larger that*

$$\forall j, k, |p_{j,k} - p_{j,k+1}| < \frac{\epsilon}{2vm_1}, \tag{85}$$

where v is defined in Theorem 2 and m_1 is the cluster size.

The posterior distribution probability of \mathbb{D}_x^y will converge to its stable distribution \mathbb{D} with the rate that

$$\sum_{y=x}^{\infty} D_{TV}(\mathbb{D}, \mathbb{D}_x^y) < \infty, \tag{86}$$

which means the posterior converge rate is faster than harmonic series.

Then we prove the Theorem 5.

Proof

Lemma 8. *For given ϵ_0 and confidence ρ_0 , let*

$$n_2 = \frac{-8 \cdot R_{max}^2 \cdot \ln \rho_0}{(1 - \gamma)^2 \cdot \epsilon_0^2} = O\left(-\frac{\ln \rho_0}{\epsilon_0^2}\right) \tag{87}$$

then let $\xi_{j,0}$ responding to the environment p_j , we will have

$$|J(\pi, p_j) - J_j| \leq \epsilon_0/2 \tag{88}$$

Proof

Let trajectory $\xi_{j,k}$ responding environment parameter $p_{j,k}$. So we have $\mathbb{E}(J_{j,k}) = J(\pi, p_{j,k})$.

Then let

$$\overline{J_{j,k}} = \left(\sum_{i=0}^{k-1} J_{j,i} \right) / k \quad (89)$$

From the assumption 5, we have

$$\begin{aligned} \forall l_1, l_2 \leq m_2, |p_{j,l_1} - p_{j,l_2}| &\leq v\epsilon_0/2 \\ \Rightarrow |J(\pi, p_{j,l_1}) - J(\pi, p_{j,l_2})| &\leq \epsilon_0/2 \end{aligned} \quad (90)$$

So we get

$$|\mathbb{E}(\overline{J_{j,k}}) - J(\pi, p_j)| \leq \epsilon_0/2 \quad (91)$$

And from **Hoeffding's inequality**, we get

$$Pr[\overline{J_{j,m-1}} - \mathbb{E}(\overline{J_{j,m-1}})| \geq \frac{\epsilon_0}{2}] \leq \exp\left(-\frac{2 \cdot (\frac{\epsilon_0}{2})^2 \cdot n_2^2}{\sum_{i=0}^{n_2-1} |b_i - a_i|^2}\right) = \exp\left(-\frac{2 \cdot (\frac{\epsilon_0}{2})^2 \cdot n_2}{(\frac{2R_{max}}{1-\gamma})^2}\right) \quad (92)$$

Let $\rho_0 = \exp\left(-\frac{2 \cdot \frac{\epsilon_0^2}{2} \cdot n_2}{\frac{2R_{max}^2}{1-\gamma}}\right)$, then we have

$$n_2 = \frac{-8 \cdot R_{max}^2 \cdot \ln \rho_0}{(1-\gamma)^2 \cdot \epsilon_0^2} \quad (93)$$

■

Also we have the following lemma

Lemma 9. *Given block size $\delta = v\epsilon_2$, we divide environment set \mathcal{P} into N blocks. ($N = (\frac{d(\mathcal{P})}{\delta})^d$) Let every J_j represents the environment p_j and the rate of p_j in \mathcal{P}_i is m'_i . Given confidence ρ_1 and error ϵ_2 , as long as batch size is larger than $n_1 = O\left(\frac{-N^2 \cdot \ln \rho_1}{\epsilon_2^2}\right)$, we can promise that There is chance larger than $1 - \rho_1$ that $\forall 1 \leq i \leq N, |m'_i - m_i| \leq \epsilon_2/N$.*

Proof

For the given ϵ_2 and δ . Then divide the environment domain \mathcal{P} into n blocks, for each block \mathcal{P}_i , its diameter is not larger than δ . So the number of blocks is $N \leq (\frac{d(\mathcal{P})}{\delta})^k$ with $\mathcal{P} \subseteq \mathbb{R}^k$. We define the random variables X_n^i based on the block \mathcal{P}_i that

$$X_j^i = \mathbf{1} [p_j \in \mathcal{P}_i] \quad (94)$$

Let $m_i = \int_{\mathcal{P}_i} \mathbb{D}(p) dp$. We define a function f that

$$f(\overline{X^i}) = \sum_{j=1}^{n_1} X_j^i - j \cdot m_i \quad (95)$$

Then we define another random variable Z_i that

$$Z_t^i = \mathbb{E} \left[f(\overline{X^j}) | \overline{X_t^i} \right] \quad (96)$$

$\{Z_t^i\}$ is a **Doob sequence**. So Z_t^i is a martingale with

$$Z_0^i = \mathbb{E} \left[f(\overline{X^j}) \right] = 0, \quad Z_n^i = \mathbb{E} \left[f(\overline{X^j}) | \overline{X^j} \right] = f(\overline{X^j}) \quad (97)$$

Considering the relationship between Z_t^i and Z_{t-1}^i . Based on the **Assumption 5**. Let $\sum_{y=1}^{\infty} D_{TV}(\mathbb{D}, \mathbb{D}_1^y) = B$, We can get

$$\begin{aligned} |Z_t^i - Z_{t-1}^i| &= \left| \mathbb{E} \left[\sum_{j=t}^{n_1} X_j^i | p_t \right] - \mathbb{E} \left[\sum_{j=t}^{n_1} X_j^i | p_{t-1} \right] \right| \\ &\leq |X_t^i - \mathbb{E} [X_{n_1}^i | p_{t-1}]| + \left| \mathbb{E} \left[\sum_{j=t+1}^{n_1} (X_j^i | p_t - X_{j-1}^i | p_{t-1}) \right] \right| \\ &\leq 1 + \left| \sum_{j=t+1}^{n_1} D_{TV}(\mathbb{D}_t^j - \mathbb{D}_{t-1}^{j-1}) \right| \\ &\leq 1 + \left| \sum_{j=t+1}^{n_1} D_{TV}(\mathbb{D}_t^j - \mathbb{D}) \right| + \left| \sum_{j=t+1}^{n_1} D_{TV}(\mathbb{D}_{t-1}^{j-1} - \mathbb{D}) \right| \\ &\leq 1 + \left| \sum_{j=t+1}^{\infty} D_{TV}(\mathbb{D}_t^j - \mathbb{D}) \right| + \left| \sum_{j=t+1}^{\infty} D_{TV}(\mathbb{D}_{t-1}^{j-1} - \mathbb{D}) \right| \\ &\leq 1 + 2B := c \end{aligned} \quad (98)$$

Since $d(\mathcal{P}_i) = \delta$. (We can regard \mathcal{P}_i as a cube of edge length δ). So we can get

$$|Z_t^i - Z_{t-1}^i| \leq c := c_t^i \quad (99)$$

And from **Azuma–Hoeffding inequality**, we can know

$$Pr \left[|Z_n^i - Z_0^i| \geq \frac{\epsilon_2}{N} \cdot n_1 \right] \leq 2 \cdot \exp \left(\frac{-(\frac{\epsilon_2}{N} \cdot n)^2}{2 \cdot \sum_{j=1}^{n_1} c_j^i} \right) = 2 \cdot \exp \left(\frac{-\epsilon_2^2 \cdot n_1}{2 \cdot c^2 \cdot N^2} \right) \quad (100)$$

Let $\rho_1 \geq 2 \cdot \exp \left(\frac{-\epsilon_2^2 \cdot n_1}{2 \cdot c^2 \cdot N^2} \right)$, we have

$$n \geq \frac{-2 \cdot c^2 \cdot N^2 \cdot \ln(\rho_1/2)}{\epsilon_2^2} = O \left(\frac{-N^2 \cdot \ln \rho_1}{\epsilon_2^2} \right) \quad (101)$$

From the definition we know $m'_i = \frac{1}{n} \sum_{j=1}^n \mathbb{1}[p_i \in \mathcal{P}_i]$. Then we will have that we have no less than $1 - \rho_0$ confidence that

$$|m'_i - m_i| \leq \epsilon_2/N \quad (102)$$

■

Then we compare the $\tilde{\mathcal{E}}(\pi)$ and $\hat{\mathcal{E}}(\pi)$. In the Set_Division Algorithm (Appendix B), we divide the \mathcal{P} into N blocks $(\mathcal{P}_1 \sim \mathcal{P}_N, N \leq (\frac{d(\mathcal{P})}{\delta})^k)$, so we have

$$\begin{aligned}\hat{\mathcal{E}}(\pi) &= \sum_{j=1}^N w_{\alpha_j} \cdot J(\pi, p_{\alpha_j}) \\ w_{\alpha_j} &= \int_{M_s}^{M_{s+1}} W(x) dx, \quad M_s = \sum_{j=1}^{s-1} m_{\alpha_j}\end{aligned}\tag{103}$$

We know $\int_0^1 W(x) dx = 1$, so $\sum_{j=1}^N w_{\alpha_j} = 1$. We define a function g that

$$g(x) = J(\pi, p_i) \quad \text{with} \quad \sum_{j=1}^{i-1} w_{\alpha_j} \leq x \leq \sum_{j=1}^i w_{\alpha_j}\tag{104}$$

$g(x)$ is a piecewise function on $[0, 1]$, so it is Riemann intergable, and it has the property that

$$\int_0^1 g(x) dx = \sum_{j=1}^N w_{\alpha_j} \cdot J(\pi, p_t)\tag{105}$$

We can change another form of the $\hat{\mathcal{E}}(\pi)$. Since we know $\forall p_i, |J(\pi, p_i)| \leq J_0$, using the **Abel transformation**, we have

$$\hat{\mathcal{E}}(\pi) = \int_{-J_0}^{J_0} m [g \geq y] dy - J_0\tag{106}$$

where m is the measurement. Similarly, we have

$$\begin{aligned}\tilde{\mathcal{E}}(\pi) &= \sum_{j=1}^n w_{\alpha_j} \cdot J_t \\ w_{\alpha_i} &= \int_{\frac{s}{\delta}}^{\frac{s+1}{\delta}} W(x) dx\end{aligned}\tag{107}$$

We also define a function g' that

$$g'(x) = J_i \quad \text{with} \quad \sum_{j=1}^{i-1} w_{\alpha_j} \leq x \leq \sum_{j=1}^i w_{\alpha_j}\tag{108}$$

$g(x)$ is a piecewise function on $[0, 1]$, so it is Riemann intergable, and it has the property that

$$\int_0^1 g'(x) dx = \sum_{j=1}^N w_{\alpha_j} \cdot J_t\tag{109}$$

And also use **Abel transformation**, we have

$$\tilde{\mathcal{E}}(\pi) = \int_{-J_0}^{J_0} m [g' \geq y] dy - J_0 \quad (110)$$

Then we compare $\forall y, m [g \geq y]$ and $m [g' \geq y]$. We have

$$\begin{aligned} m [g \leq y] &= \sum_{j=1}^N m_t \cdot \mathbf{1} [J(\pi, p_t) < y] \\ m [g' \leq y] &= \sum_{t=1}^n \frac{1}{n} \cdot \mathbf{1} [J_t < y] \end{aligned} \quad (111)$$

I want to proof the following lemma that

Lemma 10. *For the relation between $m [g \leq y]$ and $m [g' \leq y]$, we have the confidence of $1 - \rho_0 - \rho_1$ that*

$$\begin{aligned} m [g' \geq y - 2\epsilon_1] &\leq m [g \geq y] + \epsilon_2 \\ m [g' \geq y + 2\epsilon_1] &\geq m [g \geq y] - \epsilon_2 \end{aligned} \quad (112)$$

Proof

Firstly, Based on the **Lemma 8**, $\forall J_i$, we have $|J_i - J(\pi, p_{i,0})| \leq \epsilon_1$ with confidence $1 - \rho_0$. And based on the **Lemma 9**, for $\forall 1 \leq j \leq n$. Then we have the following with confidence of $1 - \rho_1$, we can promise $|m'_j - m_j| \leq \epsilon_2/N$. So with the confidence of $(1 - \rho_0) \cdot (1 - \rho_1) \geq 1 - \rho_0 - \rho_1$, we can promise the above property both hold.

Assume $p_{y1}, p_{y2}, \dots, p_{ys}$ satisfies $J(\pi, p) < y, p_{yi}$ in block \mathcal{P}_{yi} . Since $\delta = \epsilon_1/j$, we have $\forall p \in \bigcup_{i=1}^s \mathcal{P}_{yi}, J(\pi, p) < y + \epsilon_1$. And we have $J_i \leq (\pi, p_{i,0}) + \epsilon_1$. As a result, if $p_{i,0} \in \bigcup_{i=1}^s \mathcal{P}_{yi}$, we will know $J_i \leq J(\pi, p_{i,0}) + \epsilon_1 < y + 2\epsilon_1$

$$\begin{aligned} \sum_{t=1}^n \frac{1}{n} \cdot \mathbf{1} [J_t < y + 2\epsilon_1] &\leq \sum_{t=1}^n \frac{1}{n} \cdot \mathbf{1} \left[p_{t,0} \in \bigcup_{i=1}^s \mathcal{P}_{yi} \right] \\ &= \sum_{i=1}^s m'_{yi} \leq \sum_{i=1}^s (m_{yi} + \epsilon_2/N) \\ &\leq \sum_{i=1}^s m_{yi} + \epsilon_2/N \cdot N \leq \sum_{t=1}^N m_t \cdot \mathbf{1} [J(\pi, p_t) < y] + \epsilon_2 \\ &\Rightarrow m [g' \leq y + 2\epsilon_1] \leq m [g \leq y] + \epsilon_2 \\ &\Rightarrow m [g' \geq y + 2\epsilon_1] \geq m [g \geq y] - \epsilon_2 \end{aligned} \quad (113)$$

Similarly, assume $p_{y1}, p_{y2}, \dots, p_{ys}$ satisfies $J(\pi, p) \geq y, p_{yi}$ in block \mathcal{P}_{yi} . Since $\delta = \epsilon_1/j$, we have $\forall p \in \bigcup_{i=1}^s \mathcal{P}_{yi}, J(\pi, p) \geq y - \epsilon_1$. And we have $J_i \geq (\pi, p_{i,0}) - \epsilon_1$. As a result, if $p_{i,0} \in \bigcup_{i=1}^s \mathcal{P}_{yi}$, we will know $J_i \geq J(\pi, p_{i,0}) - \epsilon_1 \geq y - 2\epsilon_1$

So

$$\begin{aligned}
 \sum_{t=1}^n \frac{1}{n} \cdot \mathbf{1} [J_t \geq y - 2\epsilon_1] &\leq \sum_{t=1}^n \frac{1}{n} \cdot \mathbf{1} \left[p_{t,0} \in \bigcup_{i=1}^s \mathcal{P}_{y_i} \right] \\
 &= \sum_{i=1}^s m'_{yi} \leq \sum_{i=1}^s (m_y i + \epsilon_2/N) \\
 &\leq \sum_{i=1}^s m_{yi} + \epsilon_2/N \cdot N \leq \sum_{t=1}^N m_t \cdot \mathbf{1} [J(\pi, p_t) \geq y] + \epsilon_2 \\
 &\Rightarrow m [g' \geq y - 2\epsilon_1] \leq m [g \geq y] + \epsilon_2
 \end{aligned} \tag{114}$$

■

Using the **Lemma 10**, we can finish the proof of Theorem. First can bound the $\tilde{E}(\pi)$

$$\begin{aligned}
 \tilde{\mathcal{E}}(\pi) &= \int_{-J_0}^{J_0} m [g' \geq y] dy - J_0 \\
 &= \int_{-J_0}^{J_0} m [g' \geq y] d(y + 2\epsilon) - J_0 \\
 &= \int_{y=y+2\epsilon}^{y'+2\epsilon_1} \int_{-J_0+2\epsilon}^{J_0+2\epsilon_1} m [g' \geq y' - 2\epsilon_1] d(y') - J_0 \\
 &\geq \int_{-J_0+2\epsilon_1}^{J_0+2\epsilon_1} (m [g \geq y] - \epsilon_2) d(y) - J_0 \\
 &= \int_{-J_0}^{J_0+2\epsilon_1} m [g \geq y] d(y) - \int_{-J_0}^{-J_0+2\epsilon_1} m [g \geq y] d(y) - 2J_0 \cdot \epsilon_2 - J_0 \\
 &\geq \int_{-J_0}^{J_0} m [g \geq y] d(y) - J_0 - 2\epsilon_1 - 2J_0 \cdot \epsilon_2 \\
 &= \hat{\mathcal{E}}(\pi) - 2(\epsilon_1 + \epsilon_2 \cdot J_0)
 \end{aligned} \tag{115}$$

Similarly, we also have

$$\begin{aligned}
 \tilde{\mathcal{E}}(\pi) &= \int_{-J_0}^{J_0} m [g' \geq y] dy - J_0 \\
 &= \int_{-J_0}^{J_0} m [g' \geq y] d(y - 2\epsilon) - J_0 \\
 &\stackrel{y' = \underline{y} + 2\epsilon_1}{=} \int_{-J_0 + 2\epsilon}^{J_0 + 2\epsilon_1} m [g' \geq y' + 2\epsilon_1] d(y') - J_0 \\
 &\leq \int_{-J_0 - 2\epsilon_1}^{J_0 - 2\epsilon_1} (m [g \geq y] + \epsilon_2) d(y) - J_0 \\
 &= \int_{-J_0}^{J_0} m [g \geq y] d(y) + \int_{-J_0 - 2\epsilon_1}^{-J_0} m [g \geq y] d(y) - \int_{J_0 - 2\epsilon}^{J_0} m [g \geq y] d(y) - 2J_0 \cdot \epsilon_2 - J_0 \\
 &\leq \int_{-J_0}^{J_0} m [g \geq y] d(y) - J_0 + 2\epsilon_1 + 2J_0 \cdot \epsilon_2 \\
 &= \hat{\mathcal{E}}(\pi) + 2(\epsilon_1 + \epsilon_2 \cdot J_0)
 \end{aligned} \tag{116}$$

And from the **Theorem 2**, we have $|\hat{\mathcal{E}}(\pi) - \mathcal{E}(\pi)| \leq \epsilon/2$. And we set the parameters that

$$\epsilon_1 = \frac{\epsilon}{8}, \epsilon_2 = \frac{\epsilon}{8J_0}, \rho_0 = \rho_1 = \frac{\rho}{2} \tag{117}$$

Then we have the confidence $1 - \rho_0 - \rho_1 = 1 - \rho$ that

$$|\mathcal{E}(\pi) - \tilde{\mathcal{E}}(\pi)| = |\mathcal{E}(\pi) - \hat{\mathcal{E}}(\pi)| + |\hat{\mathcal{E}}(\pi) - \tilde{\mathcal{E}}(\pi)| \leq \epsilon/2 + \epsilon/2 = \epsilon \tag{118}$$

Under this condition, we have

$$\begin{aligned}
 n_1 &= O\left(\frac{-\ln \rho_0}{\epsilon_1^2}\right) = O\left(\frac{-\ln \rho}{\epsilon^2}\right) \\
 n_2 &= O\left(\frac{-N^2 \cdot \ln \rho_1}{\epsilon_2^2}\right) = O\left(\frac{-(d(\mathcal{P})/\delta)^{2d} \cdot \ln \rho}{\epsilon^2}\right) = O\left(\frac{-\ln \rho}{\epsilon^{2d+2}}\right)
 \end{aligned} \tag{119}$$

We define the optimal policy in metric \tilde{E} that

$$\tilde{\pi}^* = \arg \max_{\pi} \tilde{\mathcal{E}}(\pi). \tag{120}$$

For the given optimality-requirement $\epsilon = 2\epsilon_0$, we can have the Update_Policy to get ϵ_0 -suboptimal policy that

$$\tilde{\mathcal{E}}(\tilde{\pi}) > \tilde{\mathcal{E}}(\tilde{\pi}^*) - \epsilon_0. \tag{121}$$

Then we use the formulation 118 with $\frac{\epsilon_0}{2}$. Finally, we can conclude that

$$\begin{aligned}
 \mathcal{E}(\tilde{\pi}) &> \tilde{\mathcal{E}}(\tilde{\pi}) - \frac{\epsilon_0}{2} > \tilde{\mathcal{E}}(\tilde{\pi}^*) - \frac{3\epsilon_0}{2} \\
 &> \tilde{\mathcal{E}}(\pi^*) - \frac{3\epsilon_0}{2} > \mathcal{E}(\pi^*) - 2\epsilon_0 \\
 &= \mathcal{E}(\pi^*) - \epsilon.
 \end{aligned} \tag{122}$$

■

B. Set Division Algorithm

ALGORITHM 3: Set Division Algorithm

```

// Initialization.
1 Initialize block set  $\mathcal{B}$ , environment space dimension  $d$ , and diameter upper bound  $\delta$ ;
2  $\delta' = \delta/\sqrt{d}$ ;
3 foreach Dimension  $i = 1, 2, \dots, d$  do
4    $L_i \leftarrow \inf_{p^i} \{p = (p^1, p^2, \dots, p^d) \in \mathcal{P}\}$ ;
5    $R_i \leftarrow \sup_{p^i} \{p = (p^1, p^2, \dots, p^d) \in \mathcal{P}\}$ ;
6    $n_i \leftarrow \lceil (R_i - L_i)/\delta' \rceil$ ;
// Set Division.
7 foreach Dimension  $i = 1$  to  $d$  do
8   foreach Block Index  $t_i = 1$  to  $n_i$  do
9     foreach Dimension  $i = 1$  to  $d$  do
10       $l_i \leftarrow L_i + \delta' \cdot (t_i - 1)$ ;
11       $r_i \leftarrow L_i + \delta' \cdot t_i$ ;
12       $S \leftarrow [l_1, r_1] \times [l_2, r_2] \cdots \times [l_d, r_d]$ ;
13       $S \leftarrow S \cap \mathcal{P}$ ;
14       $\mathcal{B}.append(S)$ ;
15  $\{\mathcal{P}_1, \mathcal{P}_2, \dots, \mathcal{P}_n\} \leftarrow \mathcal{B}$ ;
    
```

The Algorithm 3 divides the set into several cubes with edge length less than $\frac{\delta}{\sqrt{d}}$, then the diameter of the cube is less than δ . Firstly, Algorithm 3 initializes the block set \mathcal{B} , environment space dimension d , and the diameter upper bound δ (line 1). Then it sets the edge length of each block as $\frac{\delta}{\sqrt{d}}$. After that, we initial the range of each dimension of the environment set (line 4-5), calculates the number of division times in each dimension (line 6),. Then Algorithm 3 begins to divides the environment set into blocks (line 7-13). For each block, it calculates the lower bound and upper bound of each dimension (line 10-11), and uses the lower bounds and upper bounds to get the block (line 12). Besides, Algorithm 3 takes the intersection of the obtained block and \mathcal{P} to guarantee $\mathcal{S} \subset \mathcal{P}$ (line 13), and adds \mathcal{S} into the block set \mathcal{B} (line 14). Finally, Algorithm 3 returns all of the blocks (line 15).

C. Additional Experimental Results

C.1 Parameter Settings for Training

In training, according to the specific process of each method, the environment parameters for the baseline algorithms and UOR-RL are selected as described below.

For DR-U, EPOpt and MRPO, according to the process of the baseline algorithms, the environment parameters are set to be uniformly distributed, as in Table 5. And for DR-G, DB-UOR-RL and DF-UOR-RL, consistent with that during testing, the environment parameters are sampled following the Gaussian distributions truncated over the range given in Table 1.

Table 5: Parameter Settings for Training.

Tasks	Parameters	Range \mathcal{P}	Distribution \mathbb{D}
Reacher	Body size	[0.008,0.05]	$\mathcal{U}(0.008, 0.05)$
	Body length	[0.1,0.13]	$\mathcal{U}(0.1, 0.13)$
Hopper	Density	[750,1250]	$\mathcal{U}(750, 1250)$
	Friction	[0.5, 1.1]	$\mathcal{U}(0.5, 1.1)$
Half Cheetah	Density	[750,1250]	$\mathcal{U}(750, 1250)$
	Friction	[0.5, 1.1]	$\mathcal{U}(0.5, 1.1)$
Ant	Density	[750,1250]	$\mathcal{U}(750, 1250)$
	Friction	[0.5, 1.1]	$\mathcal{U}(0.5, 1.1)$

C.2 The Supplementary Heat Maps

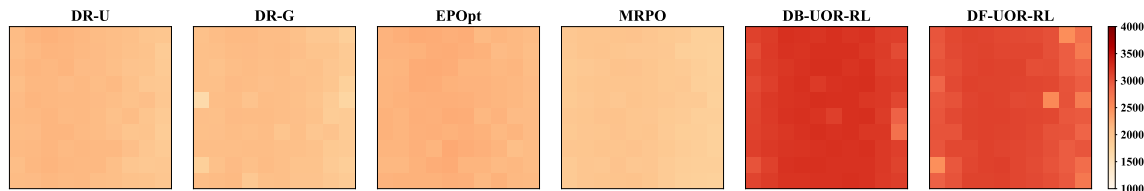


Figure 5: Heat map of \mathcal{E}_1 in sub-ranges (Ant). The x-axis and y-axis denote friction and density, respectively. The ranges of these two parameters are chosen as in Table 1, and are evenly divided into 10 sub-ranges for each one.

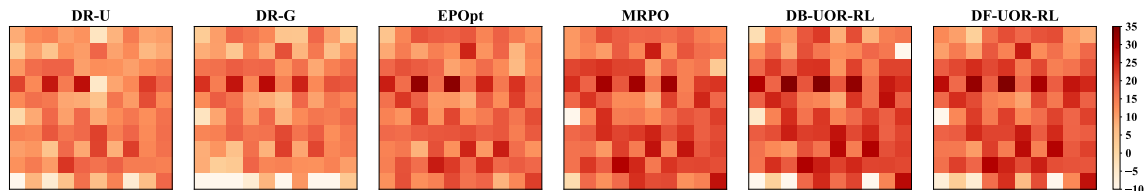


Figure 6: Heat map of \mathcal{E}_1 in sub-ranges (Reacher). The x-axis and y-axis denote body length and body size, respectively. The ranges of these two parameters are chosen as in Table 1, and are evenly divided into 10 sub-ranges for each one.

Due to space limitations, we only show the heat maps of Half Cheetah and Hopper in the main text. Here, we add the heat maps for the remaining two tasks(Ant and Reacher), as shown in Figures 5 and 6.

C.3 Training Curves

Training curves of the baseline algorithms and UOR-RL are shown in Figure 7-10. In the same task, the model of UOR-RL are trained in three different robustness degree k , while the baseline models are the same but showing the performance under different metrics. Note that because of using different training methods, different algorithms end up with different number of training iterations.

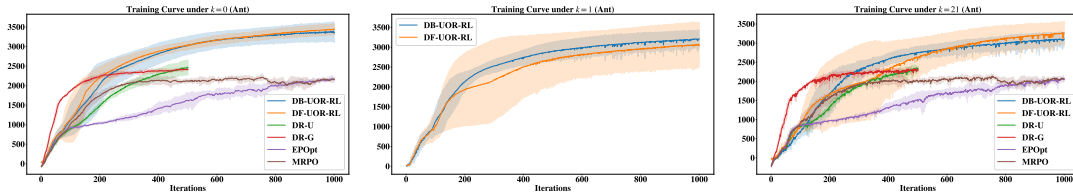


Figure 7: Training Curves (Ant). In the three graphs from left to right, the UOR-RL algorithms are trained under $k = 0, 1$ and 21 , and the y-axis represent the average return of all trajectories, \mathcal{E}_1 and the average return of worst 10% trajectories respectively.

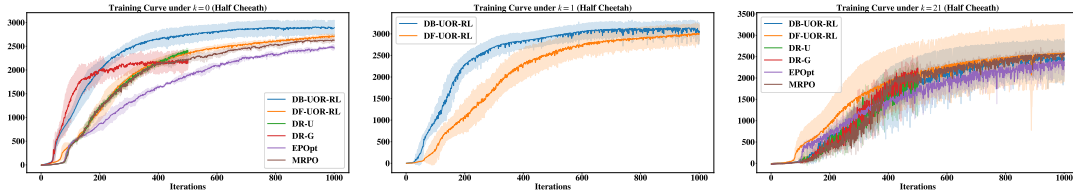


Figure 8: Training Curves (Half Cheetah). In the three graphs from left to right, the UOR-RL algorithms are trained under $k = 0, 1$ and 21 , and the y-axis represent the average return of all trajectories, \mathcal{E}_1 and the average return of worst 10% trajectories respectively.

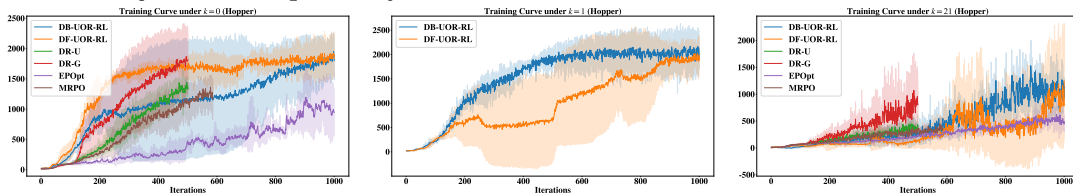


Figure 9: Training Curves (Hopper). In the three graphs from left to right, the UOR-RL algorithms are trained under $k = 0, 1$ and 21 , and the y-axis represent the average return of all trajectories, \mathcal{E}_1 and the average return of worst 10% trajectories respectively.

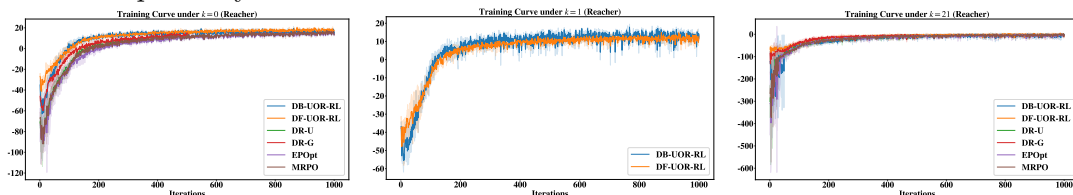


Figure 10: Training Curves (Reacher). In the three graphs from left to right, the UOR-RL algorithms are trained under $k = 0, 1$ and 21 , and the y-axis represent the average return of all trajectories, \mathcal{E}_1 and the average return of worst 10% trajectories respectively.