

Active Surrogate Estimators: An Active Learning Approach to Label-Efficient Model Evaluation

Jannik Kossen¹ Sebastian Farquhar¹ Yarin Gal¹ Tom Rainforth²

Abstract

We propose *Active Surrogate Estimators (ASEs)*, a new method for label-efficient model evaluation. Evaluating model performance is a challenging and important problem when labels are expensive. ASEs address this active testing problem using a surrogate-based estimation approach, whereas previous methods have focused on Monte Carlo estimates. ASEs actively learn the underlying surrogate, and we propose a novel acquisition strategy, *XWING*, that tailors this learning to the final estimation task. We find that ASEs offer greater label-efficiency than the current state-of-the-art when applied to challenging model evaluation problems for deep neural networks. We further theoretically analyze ASEs' errors.

1. Introduction

Machine learning research routinely assumes access to large, labeled datasets for supervised learning. Practitioners often do not have that luxury. Instead, no labeled data might be available initially, and label acquisition often involves significant cost: it might require medical experts to analyze x-ray images, physicists to perform experiments in particle accelerators, or chemists to synthesize molecules. In these situations, we should carefully acquire only those labels that are most informative for the task at hand, maximizing performance while minimizing labeling cost.

A wide array of active learning methods (Atlas et al., 1990; Settles, 2010) are available to address the problem of *training* models when labels are expensive. However, much less attention has been given to the problem of label-efficient model *evaluation*. Model evaluation is important, e.g. for performance analysis, model selection, or hyperparameter optimization; Lowell et al. (2019) argue that a lack of efficient approaches to model evaluation holds back adoption of active learning methods in practice.

Prior work in label-efficient model evaluation has focused on using importance sampling (IS) techniques to reduce the variance of Monte Carlo (MC) estimates (Kossen et al., 2021; Sawade et al., 2010; Yilmaz et al., 2021). In particular, recent approaches (Kossen et al., 2021; Farquhar et al., 2021) have iteratively refined the proposal using information from previous evaluations, producing adaptive IS (AIS) estimators with state-of-the-art performance. Though these methods provide substantial label-efficiency gains over naive sampling, they have some clear weaknesses that suggest improvements should be possible.

Firstly, the AIS weights assigned to samples depend crucially on the acquisition proposal used *at that iteration*. Thus, early samples are often inappropriately weighted, because we are yet to learn an effective proposal. This can significantly increase the variance of the resulting estimator. Secondly, MC estimates can be inefficient at dealing with label noise: constraining the estimate to be a weighted sum of observed losses is limiting when the losses themselves are noisy. Finally, IS methods can be restrictive on the acquisition strategies used to choose points to label: acquisition must be stochastic with explicitly defined probabilities.

To address these limitations, we introduce **Active Surrogate Estimators (ASEs)**, a new approach to label-efficient model evaluation that is *not* based on MC estimation. Instead, ASEs actively learn a surrogate model to directly predict losses at all observed *and unobserved* points in the pool. Here, the surrogate can take the form of any appropriate machine learning model, and we introduce a general framework for learning effective surrogates. The interpolation-based nature of ASEs leads to a variety of advantages over MC estimates: ASEs better accommodate noisy label observations, adapt quicker to new information, and provide complete flexibility in how new datapoints are acquired, allowing for careful customizations that are not appropriate in the AIS framework. To exploit this, we propose a novel acquisition strategy, **XWING**, that tailors the acquisition towards points that will be most beneficial to the final estimation task.

To summarize, our main contributions are:

- We introduce Active Surrogate Estimators; a new method for label-efficient model evaluation based on actively learning a surrogate model (§3).

¹OATML, Department of Computer Science, ²Department of Statistics, Oxford. Correspondence to: Jannik Kossen <jannik.kossen@cs.ox.ac.uk>.

- We introduce XWING, a novel acquisition strategy that targets an information gain most relevant to our final surrogate-based prediction (§4).
- We theoretically characterize ASEs’ errors (§5).
- We apply ASEs to the evaluation of deep neural networks trained for image classification, where we consistently outperform the current state-of-the-art (§7).

2. Label-Efficient Model Evaluation

First, we describe the general setup of label-efficient model evaluation, also known as *active testing* (Kossen et al., 2021). We wish to evaluate the predictive model $f : \mathcal{X} \rightarrow \mathcal{Y}$, mapping inputs $\mathbf{x} \in \mathcal{X}$ to labels $y \in \mathcal{Y}$. Here, model evaluation refers to estimating the expected loss of the model predictions, that is, the risk

$$R = \mathbb{E} [\mathcal{L}(f(\mathbf{X}), Y)], \quad (1)$$

where we use capital letters for random variables, \mathcal{L} is a loss function, and the expectation is over the true, usually unknown test distribution, which can be different to the distribution of the training data for f . We make no assumptions on f or the way in which it has been trained. We only require that we can query its predictions at arbitrary \mathbf{x} . Because we wish to estimate the risk of f , we keep f fixed and it does not change during evaluation. Note that everything here applies to both classification and regression tasks.

Following existing approaches, we study active testing in the pool-based setting. This is the main scenario experienced in practice (Settles, 2010): samples \mathbf{x}_i can often be cheaply collected in the form of unlabeled data, but the density for the data generating process is typically unknown.

Concretely, one assumes the existence of a pool of samples, with indices $\mathcal{P} = \{1, \dots, N\}$, drawn from the test distribution, and for which we know input features \mathbf{x}_i but not labels y_i , $i \in \mathcal{P}$. If we knew the labels at all test pool indices \mathcal{P} , we could compute the empirical test risk

$$\hat{R} = \frac{1}{N} \sum_{i \in \mathcal{P}} \mathcal{L}(f(\mathbf{x}_i), y_i). \quad (2)$$

When N is large, this provides an accurate estimate of R .

However, one often cannot afford to evaluate \hat{R} : the cost associated with label acquisition is too high to acquire labels for all points in \mathcal{P} . Instead, active testing methods must decide on a subset $\mathcal{O} \subseteq \mathcal{P}$ of points to label, where typically we have that $M = |\mathcal{O}| \ll |\mathcal{P}| = N$.

The simplest approach to model evaluation acquires labels by sampling indices from \mathcal{P} uniformly at random,

$$\hat{R}_{\text{iid}} = \frac{1}{M} \sum_{i \in \mathcal{O}} \mathcal{L}(f(\mathbf{x}_i), y_i). \quad (3)$$

This naive MC estimate represents the predominant practice of not actively evaluating models and instead computing the average loss over a randomly constructed test set. How-

ever, the variance of \hat{R}_{iid} is often unacceptably high when M is small. Methods for active testing seek to provide risk estimates with lower estimation error than (3), without increasing the number of label acquisitions M .

Similar to active learning, it is advantageous in active testing to not select all points \mathcal{O} upfront, but instead to select them adaptively by using information from previous evaluations. The mechanism by which points are chosen is known as an *acquisition strategy*. As with active learning, it is typical to assume that the cost of labeling is dominant, and all other costs incurred during model evaluation are typically ignored. Therefore, it can be worth (repeatedly) training surrogate models, despite the resulting expense, if this helps minimize the estimation error for a given label budget M .

2.1. Importance Sampling–Based Active Testing

Importance sampling (IS) (Kahn & Marshall, 1953; Owen, 2013) is a classic strategy for forming MC estimates with lower variance than naive MC. IS samples points from a proposal $\mathbf{X} \sim q$ instead of the original reference distribution, which we will denote p . Adaptive importance sampling (AIS) (Karamchandani et al., 1989; Oh & Berger, 1992; Bugallo et al., 2017) improves IS by refining the proposal q using information from previous iterations. However, traditional IS and AIS are only applicable if we can actually evaluate the density of the reference distribution, $p(\mathbf{x})$, at least up to normalization. This is not the case in many scenarios relevant for active testing, e.g. when \mathbf{x}_i are high-dimensional images.

IS cannot be applied directly in the pool-based setting because of the need to sample *without* replacement. However, in the context of a training objective for active learning, Farquhar et al. (2021) introduced LURE, which converts IS to this pool-based setting. Specifically, they compute

$$\hat{R}_{\text{LURE}} = \frac{1}{M} \sum_{m=1}^M v_m \mathcal{L}(f(\mathbf{x}_{i_m}), y_{i_m}), \quad (4)$$

$$v_m = 1 + \frac{N - M}{N - m} \left(\frac{1}{(N - m + 1)q(i_m)} - 1 \right), \quad (5)$$

where $q(i_m)$ is the probability of choosing to label sample i_m at iteration m . Kossen et al. (2021) showed that LURE can also be applied to active testing, for which the optimal proposal is

$$q^*(i_m) \propto \mathbb{E}[\mathcal{L}(f(\mathbf{X}), Y) | \mathbf{X} = \mathbf{x}_{i_m}]. \quad (6)$$

In practice, q^* is intractable as the distribution $Y | \mathbf{X} = \mathbf{x}_{i_m}$ is unknown. However, by using ideas from AIS, one can adaptively improve q using information gathered from previous labels. In particular, Kossen et al. (2021) introduce strategies to directly approximate (6) (see §6). When q correctly identifies regions in the input where the loss is large, \hat{R}_{LURE} provides reduced variance compared to \hat{R}_{iid} .

Unlike standard AIS, adaptive LURE conveniently does not

require knowledge of an explicit density $p(\mathbf{x})$ —a pool of samples suffices. However, most techniques for reducing the variance of the weights in the AIS literature (see e.g. Bugallo et al. (2017)) cannot currently be transferred over to adaptive LURE. In particular, we cannot employ methods like deterministic mixture AIS (Owen & Zhou, 2000) to update historic weights using future proposal adaptations. This means that poorly-calibrated early weights can persist and significantly increase the variance of the estimator.

3. Active Surrogate Estimators

We now introduce Active Surrogate Estimators (ASEs), our novel method for label-efficient model evaluation. Following the general setup of §2, we assume a pool of unlabeled samples from which we iteratively choose points to label.

Unlike existing methods that rely on MC estimates, ASEs use an interpolation-based approach to estimate model risk: a surrogate model directly predicts losses for *all* points in the test pool. ASEs are further based around an adaptive and iterative procedure, wherein we use an active learning approach to carefully select the labels used for training our surrogate based on previous observations. We will first discuss the form that the ASE and surrogate take, before later covering our novel strategy for acquisition in §4.

3.1. Deriving the ASE

The fundamental idea of ASEs is that of interpolation-based estimation: we wish to build a risk estimator of the form

$$\hat{R}_{\text{ASE}}(\phi) = \frac{1}{N} \sum_{i \in \mathcal{P}} g(\mathbf{x}_i; \phi), \quad (7)$$

where $g(\mathbf{x}_i; \phi)$ is a flexible surrogate model with parameters ϕ , that interpolates from M observed losses to all $N \gg M$ points in the test pool, including those for which we have not yet observed labels. This is distinct from MC estimators, which consist of a weighted sum of only those M points for which we have observed outcomes.

To decide what form g should take, we first note that the theoretically optimal g —in terms of mean squared error (MSE) for R —is straightforwardly given by

$$g^*(\mathbf{x}) = \mathbb{E} [\mathcal{L}(f(\mathbf{X}), Y) | \mathbf{X} = \mathbf{x}], \quad (8)$$

analogously to the optimal proposal for LURE. (This is a special case of the common result that the conditional mean is the minimizer of the MSE.) While this is itself obviously intractable, we can learn an effective g by trying to approximate the optimal g^* .

To construct g , we *could* set up a flexible model, such as a neural network, to directly approximate (8). However, this would disregard that we already know the loss function \mathcal{L} , can evaluate f , and know how both are combined to give the optimal g^* . In fact, the only unknown in (8) is the conditional expectation $Y | \mathbf{X} = \mathbf{x}$ for the test distribution.

We therefore introduce an auxiliary model $\pi(y | \mathbf{x}; \phi)$ of only this conditional. Combining π , f , and \mathcal{L} , we construct g as

$$g(\mathbf{x}; \phi) = \mathbb{E}_{Y \sim \pi(\cdot | \mathbf{x}; \phi)} [\mathcal{L}(f(\mathbf{x}), Y)], \quad (9)$$

where the parameters ϕ of g directly correspond to the parameters of π , as g has no other learnable components.

With π introduced, we can finally write the ASE as

$$\hat{R}_{\text{ASE}}(\phi) = \frac{1}{N} \sum_{i \in \mathcal{P}} \mathbb{E}_{Y \sim \pi(\cdot | \mathbf{x}_i; \phi)} [\mathcal{L}(f(\mathbf{x}_i), Y)], \quad (10)$$

where we emphasize that the expectation over $Y | \mathbf{X} = \mathbf{x}_i$ is now with respect to π and not the unknown true label conditional. The fact that the ASE includes an explicit model of the label noise is a decisive advantage over prior work, and we discuss this more in §8.

Note that, for classification, we can directly evaluate the expectation over the labels as a weighted sum over the predictive probabilities $\sum_y \pi(y | \mathbf{x}_i; \phi) \mathcal{L}(f(\mathbf{x}_i), y)$. For regression, closed-form solutions of the expectation exist for some losses, and we can always compute unbiased and accurate MC estimates using cheap samples from π .

Assembling g from \mathcal{L} , f , and π will typically be advantageous to modeling g directly: a direct model would need to learn not only about predictions of f , but also how they relate to the test distribution. In contrast, learning models $\pi(y | \mathbf{x}; \phi)$ of conditional outcomes is standard procedure. This also makes it easy to include other prior information. For example, initializing π on the *training* data can sometimes give the ASE a useful estimate of the risk before observing any test data at all. Lastly, the modular construction of g also means that the ASE can quickly be adapted to different models or loss functions.

Often, f , like π , will be a probabilistic model of outcomes. However, it will generally be a highly inappropriate choice for π , such that it is important to always learn a separate auxiliary model. This is because we are essentially using π to predict the errors of f , and we should therefore aim to decorrelate the errors of π from those of f by training a separate π . Further, we may want to choose π from a different model class than f , e.g. to allow for meaningful incorporation of uncertainties. Lastly, while f is by construction fixed, we can adapt π during evaluation to reflect our updated knowledge of the test label distribution, as we explain next.

3.2. Adaptive Refinement of ASEs

ASEs are adaptive: they iteratively improve their estimate by updating the surrogate as new labels are acquired. A crucial component to them doing this effectively is that they actively select the labels to acquire at each iteration using an acquisition strategy. As such, they can be thought of as performing estimation via active learning of the auxiliary model π , noting that the estimate they produce is, in turn, fully defined by this auxiliary model and the pool set.

Algorithm 1 Adaptive Refinement of ASEs

Inputs: Test pool $\{\mathbf{x}_i\}_{i \in \mathcal{P}}$, acquisition strategy a , target model f , initial auxiliary model π_0

- 1: Initialize $\mathcal{O} = \emptyset$ and $\mathcal{U} = \mathcal{P}$
- 2: **for** $m = 1$ to M **do**
- 3: Select $i_m = a(\pi_{m-1}, f, \{\mathbf{x}_i\}_{i \in \mathcal{P}}, \{y_i\}_{i \in \mathcal{O}})$
- 4: Acquire label $y_{i_m} \sim Y \mid \mathbf{x}_{i_m}$
- 5: Update $\mathcal{O} \leftarrow \mathcal{O} \cup i_m$ and $\mathcal{U} \leftarrow \mathcal{U} \setminus i_m$
- 6: Update auxiliary model π_m (e.g. by retraining)
- 7: **end for**
- 8: Return \hat{R}_{ASE} as per (10) with $\pi = \pi_M$

To define this adaptive refinement process more formally, we denote with \mathcal{U} and \mathcal{O} the sets of unobserved and observed points in the test pool. These are initialized as $\mathcal{U} = \mathcal{P}$ and $\mathcal{O} = \emptyset$. At each subsequent iteration m of our adaptive refinement process, an acquisition strategy a selects an index $i_m \in \mathcal{U}$ of an unlabeled datapoint, for which we then acquire a label y_{i_m} . We remove i_m from \mathcal{U} , and add it to \mathcal{O} . Then, we obtain an improved ASE by retraining π , e.g. on the total observed test data $\{(\mathbf{x}_i, y_i) : i \in \mathcal{O}\}$; this retraining does not necessarily need to be performed at every iteration if doing so would be computationally infeasible. A summary of this approach is given in Algorithm 1.

Here, our acquisition strategy takes as input the current auxiliary model π_m , the original model f , the pool of samples, and all previous evaluations, that is, we have $i_m = a(\pi_{m-1}, f, \{\mathbf{x}_i\}_{i \in \mathcal{P}}, \{y_i\}_{i \in \mathcal{O}})$. A good acquisition strategy selects points such that the expected ASE error after M iterations is minimal (Imberg et al., 2020). While ASEs can be used with arbitrary acquisition strategies, we next introduce a novel acquisition strategy that we specifically design for use with ASEs.

4. The XWING Acquisition Function

The role of the auxiliary model in ASEs is to produce the estimator with the lowest error. As such, it is important to tailor our acquisition strategy to this specific problem, rather than use a more generic active learning approach.

To do this, we propose a novel acquisition function called the **Expected Weighted Information Gain**, or **XWING** for short. XWING is designed specifically to target improvements of the ASE estimate itself: we acquire points with large epistemic uncertainty (Der Kiureghian & Ditlevsen, 2009; Kendall & Gal, 2017) in π about the outcomes *only if they are relevant to the estimate* \hat{R}_{ASE} . This is in contrast to established strategies like BALD (Houlsby et al., 2011), which acquire based on expected information gain regardless of its effect on risk estimation.

XWING is based around calculating the expectation of a weighted *information gain* (IG, Lindley (1956)). As such, it

requires that π either takes the form of a Bayesian model, or can at least be treated as if it were Bayesian; Bayesian Neural Networks (BNNs, MacKay (1992); Gal et al. (2017)) and deep ensembles (Lakshminarayanan et al., 2017) are both suitable choices. Specifically, we require that π takes the form $\pi(y|\mathbf{x}; \phi) = \mathbb{E}_{\Theta \sim \pi(\cdot; \phi)} [\pi(y|\mathbf{x}, \Theta; \phi)]$, where Θ represent some model parameters we wish to learn about. In a BNN, Θ are the weights and biases of the network, while ϕ correspond to the parameters of the posterior approximation given by previous observations (such that it contains all information from previous data).

The IG from observing a new label $Y = y$ given input \mathbf{x} is defined by the reduction in entropy on Θ from this observation, namely

$$\begin{aligned} \mathbb{IG}(y, \mathbf{x}) &= \mathbb{H}[\Theta] - \mathbb{H}[\Theta | \mathbf{x}, Y = y] \\ &= \mathbb{E}_{\Theta \sim \pi(\cdot | y, \mathbf{x}; \phi)} [\log \pi(\Theta | y, \mathbf{x}; \phi)] \\ &\quad - \mathbb{E}_{\Theta \sim \pi(\cdot; \phi)} [\log \pi(\Theta; \phi)], \end{aligned} \quad (11)$$

where $\pi(\Theta | y, \mathbf{x}; \phi) \propto \pi(\Theta; \phi) \pi(y | \mathbf{x}, \Theta; \phi)$. The classic expected information gain (EIG) (Chaloner & Verdinelli, 1995), or BALD-score, is then given by taking the expectation of the information gain with respect to $\pi(y|\mathbf{x}; \phi)$.

However, the EIG will completely ignore the target model f and the form of the loss: it will simply try to reduce the epistemic uncertainty in the auxiliary model parameters Θ , rather than in the ASE estimate. With XWING, we therefore instead *weight* the IG for particular income-outcome pairs (\mathbf{x}, Y) based on their relevance to the ASE itself,

$$\text{XWING}(\mathbf{x}) = \mathbb{E}_{Y \sim \pi(\cdot | \mathbf{x}; \phi)} [w(Y, \mathbf{x}) \mathbb{IG}(Y, \mathbf{x})]. \quad (12)$$

With constant weight function w , this acquisition would be equivalent to standard EIG. Instead, we take

$$w(y, \mathbf{x}) = \mathcal{L}(y, \mathbf{x}) \quad (13)$$

so that we upweight points with large loss. This encourages us to sample points that are both informative about Θ *and* which we expect will contribute significantly to our final risk estimate.

To convert this acquisition function to an acquisition strategy, we simply choose the point for which the XWING score is maximal: $a(\pi_{m-1}, f, \{\mathbf{x}_i\}_{i \in \mathcal{P}}, \{y_i\}_{i \in \mathcal{O}}) = \arg \max_{i \in \mathcal{U}} \text{XWING}(\mathbf{x}_i)$. We can efficiently compute XWING by rewriting (12) via Bayes' rule as

$$\begin{aligned} \text{XWING}(\mathbf{x}) &= -\mathbb{E}_{Y \sim \pi(\cdot | \mathbf{x}; \phi)} [\mathcal{L}(Y, \mathbf{x}) \log \pi(Y | \mathbf{x}; \phi)] \\ &\quad + \mathbb{E}_{\Theta, Y \sim \pi(\Theta; \phi) \pi(\cdot | \mathbf{x}, \Theta; \phi)} [\mathcal{L}(Y, \mathbf{x}) \log \pi(Y | \mathbf{x}, \Theta; \phi)]. \end{aligned}$$

5. Theoretical Analysis of the ASE Error

We next provide a theoretical analysis of ASEs to understand the individual contributions to their error.

Proposition 1. *Let Φ be the final parameters obtained from the stochastic training procedure of the surrogate g , such that our learned surrogate is $g(\cdot; \Phi)$. Let our test pool*

be denoted as $\mathbf{P} = \{\mathbf{X}_1, \dots, \mathbf{X}_N\}$, where $\mathbf{X}_i \sim p(\mathbf{x})$ are independently sampled. Further, let $\mathbf{X}_0 \sim p(\mathbf{x})$ be a hypothetical additional input sample that is independent from the test pool. Then, the root mean squared error of the ASE estimator $\hat{R}_{\text{ASE}} = \hat{R}_{\text{ASE}}(\Phi, \mathbf{P})$ defined in (10) (where we have made its dependency on \mathbf{P} and Φ explicit) to the true model risk R defined in (1) satisfies

$$\left\| \hat{R}_{\text{ASE}}(\Phi, \mathbf{P}) - R \right\|_2 \leq \left\| \hat{R}_{\text{ASE}}(\Phi, \mathbf{P}) - G(\Phi) \right\|_2 + \|G(\Phi) - G(\phi^*)\|_2 + |G(\phi^*) - R| \quad (14)$$

where $\|\cdot\|_2 = \sqrt{\mathbb{E}[(\cdot)^2]}$ and

$$G(\phi) = \mathbb{E}[g(\mathbf{X}_0; \phi)] \quad (15)$$

$$\phi^* = \operatorname{argmin}_{\phi} (G(\phi) - R)^2. \quad (16)$$

Proof. The result follows directly from the triangle inequality as follows:

$$\begin{aligned} & \left\| \hat{R}_{\text{ASE}}(\Phi, \mathbf{P}) - R \right\|_2 = \\ & \left\| \hat{R}_{\text{ASE}}(\Phi, \mathbf{P}) - G(\Phi) + G(\Phi) - G(\phi^*) + G(\phi^*) - R \right\|_2 \\ & \leq \left\| \hat{R}_{\text{ASE}}(\Phi, \mathbf{P}) - G(\Phi) \right\|_2 + \|G(\Phi) - G(\phi^*)\|_2 \\ & \quad + |G(\phi^*) - R|, \end{aligned}$$

where we note that $G(\phi)$ is independent of \mathbf{X}_0 and $G(\phi^*)$ is deterministic. \square

The result trivially extends to mean absolute error and other norms. Note here that Φ is a random variable with the stochasticity originating from (i) the random sampling of the original test pool itself, (ii) any stochasticity that is part of the acquisition strategy, (iii) randomness in the labels when acquiring, and (iv) stochasticity in the optimization process of the surrogate.

We can interpret the shorthand $G(\Phi)$ as the ASE that would be produced from our surrogate when evaluated over, but not necessarily trained on, an infinitely large pool. Further, ϕ^* then represents the set parameters that give the surrogate which best approximates the true expected loss, $\mathbb{E}[\mathcal{L}(f(\mathbf{X}), Y) | \mathbf{X} = \mathbf{x}]$, in terms of the resulting risk estimate. Note here that ϕ^* is not random as it depends only on the fixed function class of g and the fixed true risk R .

We now consider each of the terms in (14):

(I) $= \left\| \hat{R}_{\text{ASE}}(\Phi, \mathbf{P}) - G(\Phi) \right\|_2$ is the error that originates from the ASE being evaluated only on a finite pool of points. As per standard results for MC estimation, this can be expected to, in general, decrease as $\mathcal{O}(1/\sqrt{N})$, such that this term will be small for large test pools. Note here that $\hat{R}_{\text{ASE}}(\Phi, \mathbf{P})$ is not always an unbiased estimator for $G(\Phi)$: the set of input points available in the pool can, in principle, influence the distribution of Φ , though this effect will typically be very small. However, while this bias will diminish with N , we can, if desired, also eliminate it completely

by evaluating g over a separate test pool than that used for its training. This variation on the standard ASE estimator can also be useful when the pool is impractically large for performing label acquisition, as we can evaluate the final learned g on a larger pool than used during its training.

(II) $= \|G(\Phi) - G(\phi^*)\|_2$ can be thought of as the error originating from the training of the surrogate: it is the root mean squared difference between the true expectation of the surrogate we have learned and the true expectation of the best possible surrogate we *could* have learned. This is essentially equivalent to the error originating from any standard regression problem. As such, it will vary depending on the particular class of surrogate used, but for any such choice, existing results can be applied to categorize convergence. For example, for Gaussian process surrogates and acquisition strategies from Bayesian quadrature, the results of Kana-gawa & Hennig (2019) could be applied. On the other hand, for surrogates based on deep learning architectures, we can apply results from the convergence of stochastic gradient descent methods (Moulines & Bach, 2011); these typically give rates of $\mathcal{O}(1/\sqrt{M})$ under appropriate assumptions. More generally, if our training procedure for the surrogate converges to the optimal surrogate in our hypothesis space given infinite data, then we can expect (II) $\rightarrow 0$ when $M \rightarrow \infty$.

(III) $= |G(\phi^*) - R|$ gives the error from limits in the choice of the surrogate function class. It measures the difference between g^* and $g(\cdot; \phi^*)$. Whenever our surrogate function class contains the true expected loss, this term will be exactly zero. By extension, if the function class has universal approximation properties, e.g. g is a suitable multilayer neural network (Leshno et al., 1993), then this term is arbitrarily close to zero. Even if this term is non-zero, it should always still be substantially smaller than both (I) and (II) for sensible choices of surrogate function classes.

In summary, for large pool sizes and appropriate surrogate classes, (II) will be the dominant contributor to the error, noting that the inequality in (14) becomes tight as one of the errors dominates. As such, the convergence of ASEs essentially reduces to the convergence of the surrogate, and thus, by extension, the convergence of the auxiliary model. Moreover, if we can ensure that this auxiliary model converges to the true conditional output distribution as the number of label acquisitions M increases (which itself implies that our surrogate function class is sufficient powerful and so (III) $= 0$), we can thus ensure that the ASE estimator itself converges, noting that $M \rightarrow \infty$ also predicates $N \rightarrow \infty$ as $N > M$ by construction, such that (I) $\rightarrow 0$.

6. Related Work

Active Learning. Active learning (Atlas et al., 1990; Settles, 2010; Houlshby et al., 2011; Gal et al., 2017; Sener & Savarese, 2018) allows for the training of supervised models in a label-efficient manner, and it is a particular

instance of optimal experimental design (OED) (Lindley, 1956; Chaloner & Verdinelli, 1995; Sebastiani & Wynn, 2000; Foster et al., 2021). OED formalizes the idea of targeted acquisition to maximize the information gained with respect to a target objective. Relatedly, transductive active learning (Yu et al., 2006; Wang et al., 2021; Kirsch et al., 2021) performs active learning of model predictions with respect to a known set of points, and Filstroff et al. (2021) propose active learning for decision making.

Active Testing. Sawade et al. (2010) explore IS for active risk estimation. They rely on vanilla IS which does not respect the pool-based setting (Kossen et al., 2021). Yilmaz et al. (2021) have recently proposed active testing based on Poisson sampling. Both Yilmaz et al. (2021) and Sawade et al. (2010) outperform simple baselines; however, they use *non-adaptive* acquisitions that cannot adjust to test data.

Of particular relevance is the current state-of-the-art approach by Kossen et al. (2021). Building on the LURE estimator, they propose an AIS-style estimate of the model test risk (§2.1). To approximate the optimal acquisition (6), they, like us, introduce an auxiliary model $\pi(y|\mathbf{x};\phi)$ that is (usually) adapted as test labels are acquired. Given restrictions of the LURE estimator, they always sample from

$$q(i_m) \propto \mathbb{E}_{Y \sim \pi(\cdot|\mathbf{x}_i;\phi)} [\mathcal{L}(f(\mathbf{x}_{i_m}), Y)] \quad (17)$$

for label acquisition and do not actively target improvements in the proposal, e.g. through active learning.

Bennett & Carvalho (2010); Katariya et al. (2012); Kumar & Raj (2018); Ji et al. (2021) explore *stratification* for efficient evaluation of classifiers: a simple, non-adaptive criterion, such as model confidence, is used to divide the test pool into strata, from which labels are selected uniformly at random. Stratification-based approaches can be improved by applying the method considered here within the strata.

Surrogates. The use of surrogate models to replace expensive black-box functions is pervasive throughout much of the sciences (Qian et al., 2005; Kleijnen, 2009; Cozad et al., 2014). In machine learning, Bayesian optimisation (BO) (Shahriari et al., 2015; Brochu et al., 2010) and Bayesian quadrature (BQ) (O’Hagan, 1991; Rasmussen & Ghahramani, 2003; Briol et al., 2019) are prominent examples of surrogate-based approaches that also employ active selection of samples. BO iteratively finds the maximum of an unknown function, using a surrogate model and ideas similar to active learning to select sample locations. Unlike active learning, BO does not focus on a globally accurate surrogate. BQ obtains a Bayesian posterior for the integration of a Gaussian process (GP) (Rasmussen, 2003) surrogate against a known data density $p(\mathbf{x})$. Despite biased estimates, BQ can drastically outperform MC in low dimensions. However, BQ does not scale well to high dimensions, where, often, GP surrogates are not appropriate and explicit densities $p(\mathbf{x})$ are unknown and hard to approximate.

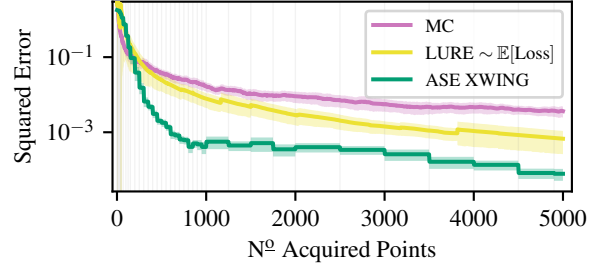


Figure 1: ASE significantly improves over LURE and MC in terms of squared error for the distribution shift experiment. Shown are mean errors and the shading is two std. errors over 100 runs. We retrain π at steps marked with grey lines.

7. Experimental Results

We next study the performance of ASEs for active testing in comparison to relevant baselines. Concretely, we compare to naive MC and the current state-of-the-art LURE-based active testing approach by Kossen et al. (2021). As a general and common application, we consider the important problem of actively evaluating deep neural networks trained on high-dimensional image datasets. We give full details on all experiments in the appendix.

7.1. Evaluation with Distribution Shift

We first explore model evaluation in a challenging distribution shift scenario. Concretely, we are given a fixed model trained on 2000 digits of MNIST (LeCun et al., 1998), where all sevens have been removed from the training set. We then estimate the model risk on a test set with all classes present in their normal proportions. The test set has size $N = 60000$ but we can only afford to acquire labels for a small subset. Such distribution shift settings are relevant in practice and challenging for active testing: both ASE- and LURE-based active testing needs to approximate the expected loss, and this is particularly hard under distribution shift, where the initial π has yet to learn about the test distribution.

Following (Kossen et al., 2021), we use radial Bayesian Neural Networks (Farquhar et al., 2020) for f and π , with π initialized on the training set and regularly retrained during evaluation. For LURE, we acquire labels by sampling from (17). For the ASE, we use the XWING acquisition strategy (12). Both ASE and LURE use the same auxiliary model class π , but arrive at different network weights, ϕ_{ASE} and ϕ_{LURE} , because their distinct acquisition strategies lead to different test observations used for the re-training of π .

Main Result. Figure 1 shows the MSE for ASE and baselines when estimating the unknown test pool risk. Note here that we are careful to use the best possible setup of the LURE baseline to construct a challenging benchmark, as shown in the next section. We see that ASE improves on all baselines when used with the XWING acquisition

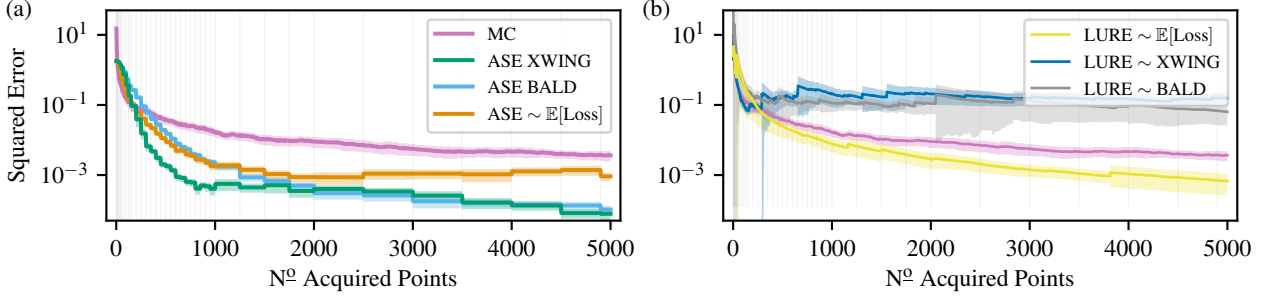


Figure 2: (a) While XWING performs best, ASE outperforms MC for all investigated choices of acquisition functions. (b) LURE suffers high variance when not acquiring from expected loss and instead using a different acquisition strategy. Shown are mean errors and the shading is two std. errors over 100 runs. We retrain π at steps marked with grey lines. We use the ‘ \sim ’-symbol to indicate when stochastic acquisition strategies are used.

strategy. Further, LURE can struggle with variance, with errors of individual runs occasionally spiking. This occurs when there is a significant mismatch between observed loss and proposal, e.g. when an acquired point is ambiguous or mislabeled. This does not happen for ASEs, as we do not weight true observations against predictions in the estimate.

7.2. Acquisition Strategies for ASE and LURE

We next perform an ablation to investigate different acquisition strategies besides XWING in the distribution shift scenario: We select points with maximal BALD score (Houlsby et al., 2011), computed by setting $w(y, \mathbf{x}) = 1$ in (12). Further, we acquire points by sampling from the expected loss; this is the exact same acquisition strategy used for LURE-based active testing, cf. (17).

Figure 2 (a) shows that ASE is able to outperform naive MC for *all* acquisition strategies, but there are noticeable variations in their performance. The XWING acquisition, that we have proposed specifically with ASEs in mind, provides the best performance. BALD acquisition does not target those points that lead to the largest improvements in the estimate, which leads to a much slower decrease in ASE error early on, though it does catch up with XWING later. Expected loss acquisition—which is optimal for LURE—will sample the missing class (where loss is high) almost exclusively, which initially works well but later leads to π failing to improve on the other classes.

In Figure 2 (b), we explore how LURE behaves under different acquisition strategies, such as sampling from XWING or BALD scores. We find that LURE is noticeably more sensitive to the acquisition strategy than ASE: both XWING and BALD acquisition lead to high-variance estimates that no longer outperform the naive MC baseline. It seems one cannot expect acquisition strategies other than expected loss to perform well with LURE. In contrast, ASEs can directly apply any acquisition scheme without introducing such sensitivity because the acquisition does not affect which points are included in the estimate or how they are weighted.

7.3. Evaluation of CNNs for Classification

Next, we study active testing of ResNets on more complex image classification datasets. Concretely, we study the efficient evaluation of a Resnet-18 (He et al., 2016) on Fashion-MNIST (Xiao et al., 2017) and CIFAR-10 (Krizhevsky et al., 2009), and of a WideResNet (Zagoruyko & Komodakis, 2016) on CIFAR-100. In each case, we train the model to be evaluated, f , on a training set containing 40 000 points, and then use an evaluation pool of size $N = 2000$. As a ground truth, we compare to the empirical risk on a held out set of 20 000 points. For π , we use deep ensembles (Lakshminarayanan et al., 2017) of the original ResNet models. This experiment design is also used by Kossen et al. (2021).

In this experiment, there is no distribution shift between the training data for f and the data on which we evaluate it. At the same time, the training set is large and, therefore, a lot of prior information is available to train the initial π . Further, the number of test acquisitions is comparatively small ($M = 50$) and unlikely to affect π meaningfully, given the models have already seen 40 000 points from the training data. Indeed, we find that updating π with this additional test data makes no noticeable difference to performance. To minimize computational cost, we therefore report results with π fixed throughout this experiment, and note that, here, π is equal for ASE and LURE. A constant π leads to a constant proposal for LURE (making the method more akin to IS than AIS) and constant prediction for ASE.

Figure 3 shows that ASEs perform effectively in this setting, significantly outperforming LURE and naive MC for all datasets. We also display the error from the finite pool size, by comparing the empirical risk of all N unobserved test points against our additional ground truth set and see that ASE consistently performs similarly to this pool limit. This suggests that the pool size N may be the limit of the performance for ASEs here rather than the quality of the surrogate.

This experiment produces a rather unusual result: as π is fixed throughout, the ASE actually does not make use of *any* information from the test labels! Its accurate estimates of

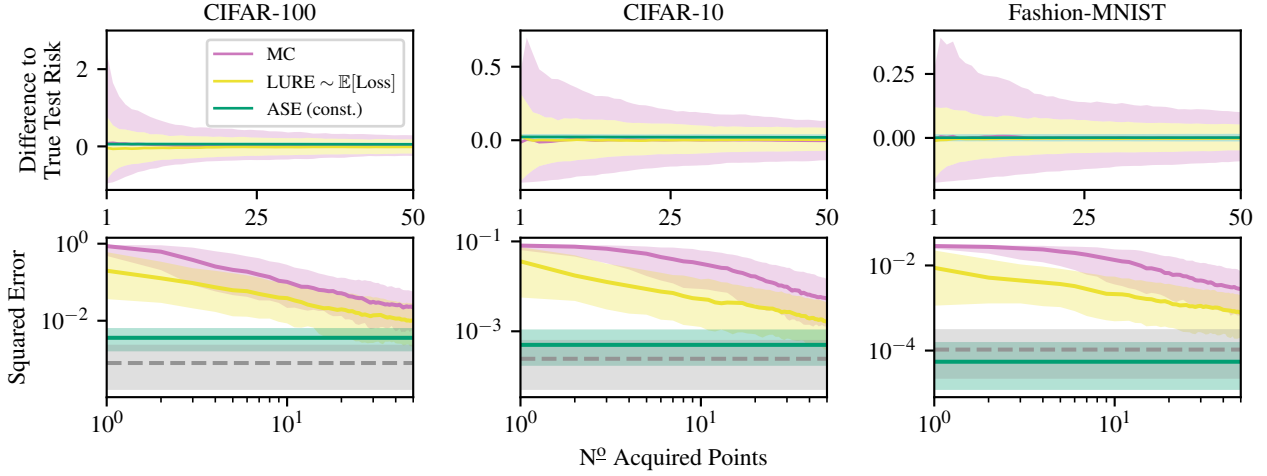


Figure 3: Active Testing of ResNets on CIFAR-100, CIFAR-10, and FashionMNIST without retraining the auxiliary model π . Despite not observing any test labels, ASE again improves upon LURE. We display medians over 1000 random test sets and 10/90 % (top) and 25/75 % (bottom) quantiles (note these are too small to be visible for ASE on the top row). The grey line indicates the lower bound on the error from the finite size of the pool.

the test risk are entirely due to information from the training data. Note that LURE here has access to the same π as ASE in addition to up to 50 test labels. Nevertheless, the surrogate prediction of the ASE at all pool points leads to much lower error than a LURE estimate. This ‘zero-shot’ setting opens up interesting avenues for model evaluation when there are no test labels available at all.

However, in practice, one may not know if the test data follow the same distribution as the training data. Figure B.1 (a) shows that both LURE and ASE perform poorly when not retraining π in the distribution shift setting for any labeling budget M . We therefore generally suggest regular adaptation of π for both ASE- and LURE-based active testing approaches. And even without distribution shift, as the number of acquired points M increases, the information from test labels will always eventually become relevant.

8. Discussion

In the previous section, we have seen ASEs outperform MC-based alternatives in practice. Here, we discuss advantages of ASEs that are important to their practical success.

Actively Learning Estimators. ASEs are flexible about which active learning strategy can be used. In contrast, AIS-based strategies must balance competing goals: the acquisition strategy must both find informative data to improve the proposal in future iterations and provide importance-sampling weights that reduce the estimator variance. For AIS, acquiring the most informative data with high probability can make the estimator *worse* because the resulting acquisition probabilities are a bad approximation for the optimal q^* . Prior work using LURE does not address this trade-off and always acquires with the best approximation of q^* avail-

able. ASE acquisitions can also be deterministic, while AIS requires full-support stochastic acquisition to avoid bias.

Surrogate Updates. ASE also makes better retrospective use of information. For AIS, improving the proposal distribution only improves future acquisitions, but does not retrospectively improve weights attached to earlier observations. Bad initial acquisition weights have a lasting influence on the variance of AIS. In contrast, for ASEs, the iterative refinement of g leads to updated predictions at all pool points.

Noisy Labels. ASEs have a further advantage when label distributions are *noisy*, i.e. observations y are stochastic even for the true label conditional $p(y|x)$. This is common in practice, because of ambiguous inputs near class-boundaries, mislabeled examples, or measurement error. ASEs directly model the noisy outcome conditionals using π . If π is accurate, the ASE error does not increase due to noisy labels, and the ASE can interpolate beyond the noise. In contrast, AIS suffers badly: noisy observations form a direct part of the estimate, leading to increased variance; while the acquisition (17) models the noise, this only affects weights, and noisy loss observations directly enter the estimate (4). Chen & Choe (2019) provide a detailed analysis of how stochastic observations affect IS estimators negatively.

9. Conclusions

We have introduced Active Surrogate Estimators (ASEs), a surrogate-based method for label-efficient model evaluation. The surrogate is actively learned, and we introduced the XWING acquisition function to directly account for the risk prediction task. Our experiments show that ASEs and XWING acquisition give state-of-the-art performance for efficient evaluation of deep learning models on image data.

References

- Atlas, L., Cohn, D., and Ladner, R. Training connectionist networks with queries and selective sampling. In *Advances in Neural Information Processing Systems*, volume 2, pp. 566–573, 1990.
- Bennett, P. N. and Carvalho, V. R. Online stratified sampling: evaluating classifiers at web-scale. In *International conference on Information and knowledge management*, volume 19, pp. 1581–1584, 2010.
- Briol, F.-X., Oates, C. J., Girolami, M., Osborne, M. A., and Sejdinovic, D. Probabilistic integration: A role in statistical computation? *Statistical Science*, 34(1):1–22, 2019.
- Brochu, E., Cora, V. M., and De Freitas, N. A tutorial on bayesian optimization of expensive cost functions, with application to active user modeling and hierarchical reinforcement learning. *arXiv:1012.2599*, 2010.
- Bugallo, M. F., Elvira, V., Martino, L., Luengo, D., Míguez, J., and Djuric, P. M. Adaptive importance sampling: The past, the present, and the future. *IEEE Signal Processing Magazine*, 34(4):60–79, 2017.
- Chaloner, K. and Verdinelli, I. Bayesian experimental design: A review. *Statistical Science*, pp. 273–304, 1995.
- Chen, Y.-C. and Choe, Y. Importance sampling and its optimality for stochastic simulation models. *Electronic Journal of Statistics*, 13(2):3386–3423, 2019.
- Cozad, A., Sahinidis, N. V., and Miller, D. C. Learning surrogate models for simulation-based optimization. *AIChE Journal*, 60(6):2211–2227, 2014.
- Der Kiureghian, A. and Ditlevsen, O. Aleatory or epistemic? does it matter? *Structural safety*, 31(2):105–112, 2009.
- DeVries, T. and Taylor, G. W. Improved regularization of convolutional neural networks with cutout. *arXiv:1708.04552*, 2017.
- Farquhar, S., Osborne, M. A., and Gal, Y. Radial Bayesian neural networks: Beyond discrete support in large-scale Bayesian deep learning. In *International Conference on Artificial Intelligence and Statistics*, volume 23, pp. 1352–1362, 2020.
- Farquhar, S., Gal, Y., and Rainforth, T. On statistical bias in active learning: How and when to fix it. In *International Conference on Learning Representations*, 2021.
- Filstroff, L., Sundin, I., Mikkola, P., Tiulpin, A., Kylmäoja, J., and Kaski, S. Targeted active learning for bayesian decision-making. *arXiv:2106.04193*, 2021.
- Foster, A., Ivanova, D. R., Malik, I., and Rainforth, T. Deep adaptive design: Amortizing sequential bayesian experimental design. In *International Conference on Machine Learning*, 2021.
- Gal, Y., Islam, R., and Ghahramani, Z. Deep bayesian active learning with image data. In *International Conference on Machine Learning*, pp. 1183–1192, 2017.
- He, K., Zhang, X., Ren, S., and Sun, J. Deep residual learning for image recognition. In *Conference on Computer Vision and Pattern Recognition*, pp. 770–778, 2016.
- Houlsby, N., Huszár, F., Ghahramani, Z., and Lengyel, M. Bayesian active learning for classification and preference learning. *arXiv:1112.5745*, 2011.
- Imberg, H., Jonasson, J., and Axelsson-Fisk, M. Optimal sampling in unbiased active learning. *Artificial Intelligence and Statistics*, 23, 2020.
- Ji, D., Logan, R. L., Smyth, P., and Steyvers, M. Active bayesian assessment of black-box classifiers. In *AAAI Conference on Artificial Intelligence*, volume 35, pp. 7935–7944, 2021.
- Kahn, H. and Marshall, A. W. Methods of reducing sample size in monte carlo computations. *Journal of the Operations Research Society of America*, 1:263–278, 1953.
- Kanagawa, M. and Hennig, P. Convergence guarantees for adaptive bayesian quadrature methods. In *Advances in neural information processing systems*, 2019.
- Karamchandani, A., Bjerager, P., and Cornell, C. Adaptive importance sampling. In *Structural Safety and Reliability*, pp. 855–862. ASCE, 1989.
- Katariya, N., Iyer, A., and Sarawagi, S. Active evaluation of classifiers on large datasets. In *International Conference on Data Mining*, volume 12, pp. 329–338, 2012.
- Kendall, A. and Gal, Y. What Uncertainties Do We Need in Bayesian Deep Learning for Computer Vision? *Advances In Neural Information Processing Systems*, 2017.
- Kingma, D. P. and Ba, J. Adam: A method for stochastic optimization. *arXiv:1412.6980*, 2014.
- Kirsch, A., Rainforth, T., and Gal, Y. Active learning under pool set distribution shift and noisy data. *arXiv:2106.11719*, 2021.
- Kleijnen, J. P. Kriging metamodeling in simulation: A review. *European journal of operational research*, 192(3):707–716, 2009.
- Kossen, J., Farquhar, S., Gal, Y., and Rainforth, T. Active testing: Sample-efficient model evaluation. In *International Conference on Machine Learning*, 2021.

- Krizhevsky, A., Hinton, G., et al. Learning multiple layers of features from tiny images, 2009.
- Kumar, A. and Raj, B. Classifier risk estimation under limited labeling resources. In *Pacific-Asia Conference on Knowledge Discovery and Data Mining*, pp. 3–15, 2018.
- Lakshminarayanan, B., Pritzel, A., and Blundell, C. Simple and scalable predictive uncertainty estimation using deep ensembles. In *Advances in Neural Information Processing Systems*, volume 30, pp. 6402–6413, 2017.
- LeCun, Y., Bottou, L., Bengio, Y., and Haffner, P. Gradient-based learning applied to document recognition. *Proceedings of the IEEE*, 86(11):2278–2324, 1998.
- Leshno, M., Lin, V. Y., Pinkus, A., and Schocken, S. Multilayer feedforward networks with a nonpolynomial activation function can approximate any function. *Neural networks*, 6:861–867, 1993.
- Lindley, D. V. On a measure of the information provided by an experiment. *The Annals of Mathematical Statistics*, pp. 986–1005, 1956.
- Lowell, D., Lipton, Z. C., and Wallace, B. C. Practical Obstacles to Deploying Active Learning. *Empirical Methods in Natural Language Processing*, November 2019.
- MacKay, D. J. A practical bayesian framework for backpropagation networks. *Neural computation*, 4(3):448–472, 1992.
- Moulines, E. and Bach, F. Non-asymptotic analysis of stochastic approximation algorithms for machine learning. In Shawe-Taylor, J., Zemel, R., Bartlett, P., Pereira, F., and Weinberger, K. Q. (eds.), *Advances in Neural Information Processing Systems*, volume 24, 2011.
- Oh, M.-S. and Berger, J. O. Adaptive importance sampling in monte carlo integration. *Journal of Statistical Computation and Simulation*, 41(3-4):143–168, 1992.
- O’Hagan, A. Bayes–hermite quadrature. *Journal of statistical planning and inference*, 29(3):245–260, 1991.
- Owen, A. and Zhou, Y. Safe and effective importance sampling. *Journal of the American Statistical Association*, 95:135–143, 2000.
- Owen, A. B. Monte carlo theory, methods and examples, 2013.
- Qian, Z., Seepersad, C. C., Joseph, V. R., Allen, J. K., and Jeff Wu, C. Building surrogate models based on detailed and approximate simulations. *Journal of Mechanical Design*, 128(4):668–677, 2005.
- Rasmussen, C. E. Gaussian processes in machine learning. In *Summer school on machine learning*, pp. 63–71, 2003.
- Rasmussen, C. E. and Ghahramani, Z. Bayesian monte carlo. In *Advances in neural information processing systems*, pp. 505–512, 2003.
- Sawade, C., Landwehr, N., Bickel, S., and Scheffer, T. Active risk estimation. In *International Conference on Machine Learning*, volume 27, pp. 951–958, 2010.
- Sebastiani, P. and Wynn, H. P. Maximum entropy sampling and optimal Bayesian experimental design. *Journal of the Royal Statistical Society: Series B (Statistical Methodology)*, 62(1):145–157, 2000.
- Sener, O. and Savarese, S. Active learning for convolutional neural networks: A core-set approach. In *International Conference on Learning Representations*, 2018.
- Settles, B. Active Learning Literature Survey. *Machine Learning*, 2010.
- Shahriari, B., Swersky, K., Wang, Z., Adams, R. P., and De Freitas, N. Taking the human out of the loop: A review of bayesian optimization. *Proceedings of the IEEE*, 104, 2015.
- Wang, C., Sun, S., and Grosse, R. Beyond marginal uncertainty: How accurately can bayesian regression models estimate posterior predictive correlations? In *International Conference on Artificial Intelligence and Statistics*, pp. 2476–2484, 2021.
- Xiao, H., Rasul, K., and Vollgraf, R. Fashion-MNIST: a novel image dataset for benchmarking machine learning algorithms, 2017.
- Yilmaz, E., Hayes, P., Habib, R., Burgess, J., and Barber, D. Sample efficient model evaluation. *arXiv:2109.12043*, 2021.
- Yu, K., Bi, J., and Tresp, V. Active learning via transductive experimental design. In *International Conference on Machine learning*, volume 23, 2006.
- Zagoruyko, S. and Komodakis, N. Wide residual networks. In *British Machine Vision Conference*, pp. 87.1–87.12, 2016.

A. Code

We release the full code for reproducing all experiments at <https://github.com/jlko/active-surrogate-estimators>.

B. Additional Results

Constant π Fails for Distribution Shift. We investigate if retraining of the auxiliary model π is necessary to achieve competitive active testing performance in the distribution shift scenario. Here, we train π once on the original training data and then keep it constant throughout testing, not updating π with any information from the test data. ASE and LURE thus use the exact same π . When π is constant, the ASE *estimate* and the LURE *proposal* are constant. For LURE, we acquire by sampling from (17) as usual. Figure B.1 (a) shows that, for both ASE- and LURE-based active testing, naive MC cannot be outperformed when π is fixed. For this distribution shift scenario, it therefore seems that a fixed π is neither informative enough as a proposal for LURE, nor does it allow good ASE estimates. This justifies our focus on *adaptive* approaches for active testing.

Additional Acquisition Strategies for ASEs. For completeness, we here also investigate the performance for ASE when performing *stochastic* acquisition from the XWING and BALD scores. These are the exact acquisition strategies for which LURE suffered high variance in Figure 2. In Figure B.1 (b), we observe that ASE continues to perform well for both these acquisition strategies, although they do not outperform our default strategy that uses deterministic acquisition of the maximal XWING scores.

C. Additional Figures

In the main body of the paper, we display both median and mean squared errors across the different figures to provide a variety of perspectives on ASEs. Here, we provide complimentary versions: for figures that show median behavior in the main paper, we here show means, and vice versa.

See Figure C.1, Figure C.2, Figure C.3, and Figure C.4 for complimentary versions of the plots from the experimental evaluations in §7 and §B.

For ASE, there are no significant differences between the mean and median behavior. In contrast, LURE occasionally does suffer from high variance (mean behavior), e.g. for CIFAR-10 in Figure C.3. As discussed in the main body of the paper, this happens when the weight assigned by the proposal diverges strongly from the observed outcome for individual observations. This does not happen for ASE because, unlike LURE, we do not weight observations against predictions from the surrogate.

D. Experimental Details

Evaluation with Distribution Shift. We follow Kossen et al. (2021) in the setup of the radial BNN, using code and default hyperparameters provided by Farquhar et al. (2021): we employ a learning rate of 1×10^{-4} and set the weight decay to 1×10^{-4} , in combination with the ADAM optimizer (Kingma & Ba, 2014) and a batch size of 64. We use 8 variational samples during training and 100 variational samples during testing of the BNN. We use convolutional layers with 16 channels. We train for a maximum of 500 epochs with early stopping patience of 10, and we use validation sets of size 500. We further use the validation set to calibrate predictions via temperature scaling.

Evaluation of CNNs for Classification. We follow Kossen et al. (2021), who follow DeVries & Taylor (2017), for the setup of the ResNet-18 for the CIFAR-10 and Fashion-MNIST datasets. Concretely, we set the learning rate to 0.1, the weight decay 5×10^{-4} , and use momentum of 0.9 with an SGD optimizer and batch size of 128. We anneal the learning rate using a cosine schedule. We use early stopping on a validation set of size 5000, with patience of 20 epochs, and we set the maximum number of epochs to 160. We use the validation set to calibrate predictions via temperature scaling.

Similarly, we follow Kossen et al. (2021) for the setup of the WideResNet on CIFAR-100: we set the depth to 40 and again follow DeVries & Taylor (2017) to set hyperparameters. Specifically, we train for 200 epochs, setting the learning rate to 0.1, the weight decay to 5×10^{-4} , and the momentum to 0.9. We use the SGD optimizer with a batch size of 128. We decrease the initial learning rate by a factor of 0.2 after 60, 120, and 160 epochs. Again, we use the validation set to calibrate predictions via temperature scaling.

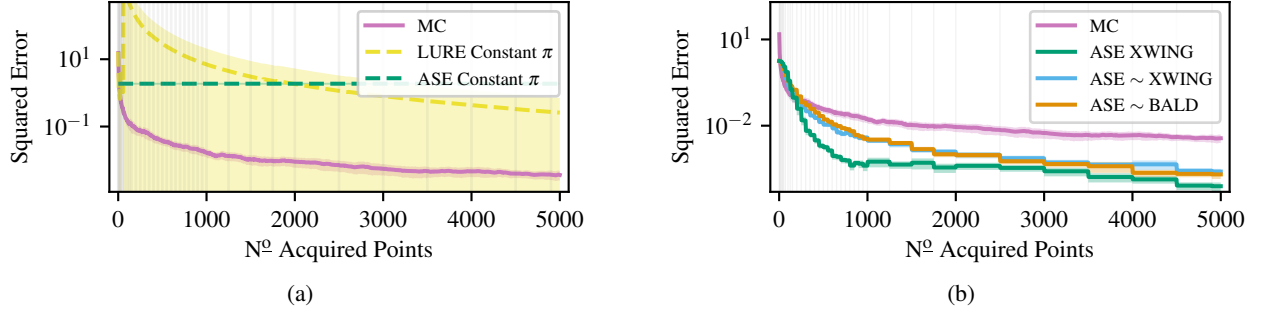


Figure B.1: (a) If π is constant, both ASE and LURE do not outperform naive MC in the distribution shift scenario. This result highlights the importance of the *adaptive* nature of both ASE- and LURE-based active testing. (b) Additional acquisition functions for ASE in the distribution shift scenario: while deterministic acquisition from XWING performs best, ASEs also give good performance when acquiring *stochastically* from XWING or BALD scores. This is unlike LURE, which is highly sensitive to the correct choice of acquisition function. We display means over 100 runs and shading indicates two standard errors (too small to be visible for some of the lines). The vertical grey lines mark iterations at which we retrain the secondary model.

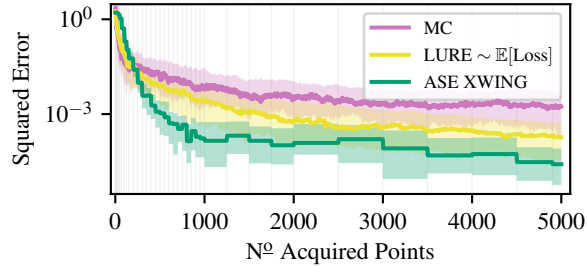


Figure C.1: Version of Figure 1 with medians and quantiles instead of means and standard errors. Convergence of the squared error for the distribution shift experiment. Shown are median squared errors and the shading indicates the 25/75 % quantiles over 100 runs. We see that ASE provides significant improvements over both LURE and MC. The vertical grey lines mark where we retrain the secondary model.

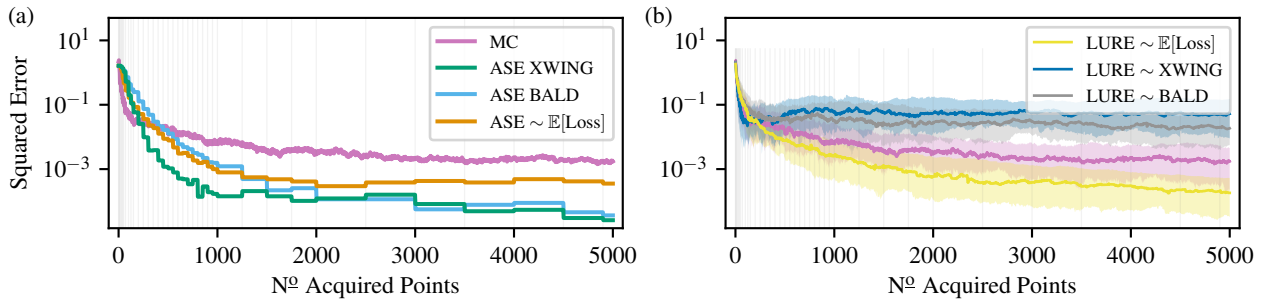


Figure C.2: Version of Figure 2 with median squared errors. (a) While XWING performs best, ASE outperforms MC for all investigated choices of acquisition functions. Shown are median squared errors over 100 runs, and we omit quantile shading to aid legibility. (b) LURE suffers high error when not acquiring from expected loss and instead using a different acquisition strategy. Shown are median squared errors and the shading indicates 25/75 % quantiles over 100 runs. We retrain π at steps marked with grey lines. We use the ' \sim '-symbol to indicate when stochastic acquisition strategies are used.

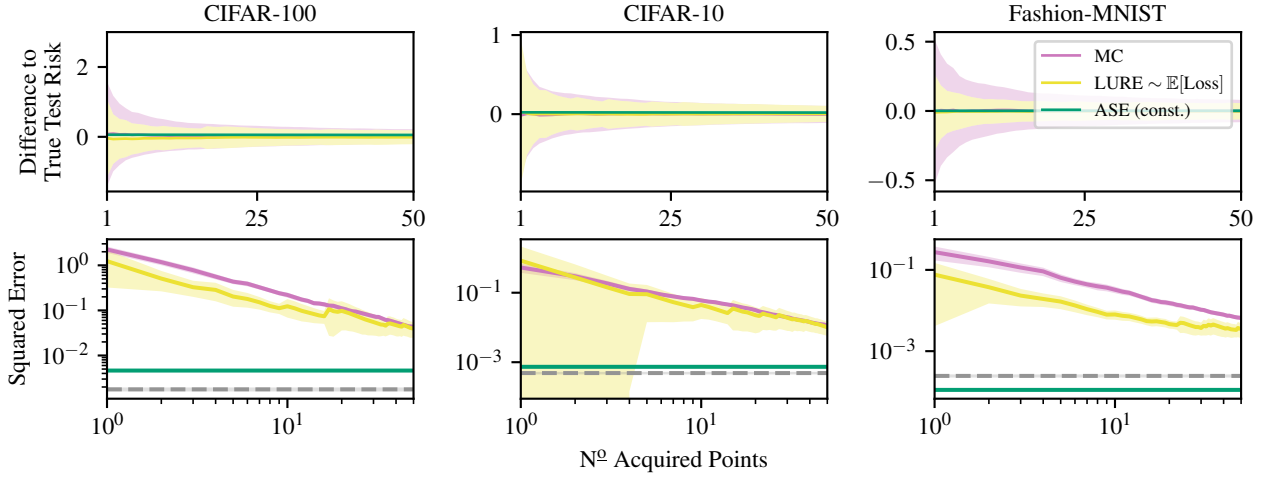


Figure C.3: Version of Figure 3 with means and standard errors instead of medians and quantiles. We display means over 1000 random test sets and shading indicates standard deviations for the differences (top, too small to be visible for ASE) and two standard errors for the squared error (bottom, too small to be visible for ASE and naive MC). Active Testing of ResNets on CIFAR-100, CIFAR-10, and FashionMNIST without retraining the auxiliary model π . Despite not observing any test labels, ASE again improves upon LURE. The grey line indicates the lower bound on the error from the finite size of the pool.

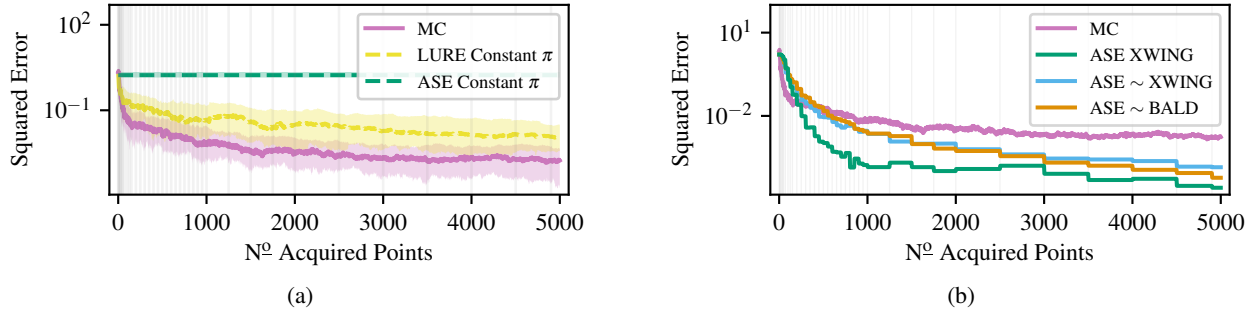


Figure C.4: (a) Version of Figure B.1 (a) with medians and quantiles instead of means and standard errors. Convergence of the squared error for the distribution shift experiment with constant secondary model π . Shown are median squared errors and the shading indicates the 25/75 % quantiles over 100 runs. Again, we see naive MC is not outperformed if π is constant. (b) Version of Figure B.1 (b) with medians instead of means. Comparison of *stochastic* acquisition strategies for ASE on the distribution shift experiment. Shown are median squared errors over 100 runs and we omit quantiles for reasons of legibility. The vertical grey lines mark where we retrain the secondary model.

E. Societal Impact

With ASEs, we present a general framework for the evaluation of machine learning models. It is therefore hard to evaluate the societal impact of ASEs without restricting the discussion to one of many possible areas of application. As with any application of machine learning in critical contexts, we advocate that the alignment of model predictions and societal values is thoroughly evaluated. Below, we present some more specific thoughts we hope may be useful when considering the societal impact of ASEs in a specific application.

Biases in Surrogate Predictions. Estimates from ASE are inherently subjective as they rely directly on the predictions of the surrogate model. Because of this, decisions based on estimates from ASE should be more carefully monitored than those based on MC. In particular, one usually would only have to consider potential unfairness/societal bias in the original model, but for ASE these also need to be considered as part of the estimation itself.

The Definition of ‘Expensive’. ASEs assume that label acquisition is more expensive than the computational cost required to iteratively train and retrain the surrogate model. Depending on the application, the goals of efficient evaluation and the goals of society may or may not be aligned. We could, for example, assume that the ASE user cares about saving money, while society cares about the CO2 footprint of the approach. In some applications, labels might be really expensive in terms of their monetary price but might not require much CO2, e.g. expert annotations in medical applications. In this case, the goals of the ASE user and society might not be aligned because society would prefer more expert queries rather than CO2-intensive retraining of large surrogate models. On the other hand, labels might be expensive *and* CO2-intensive, e.g. when the function is a computationally demanding numerical simulation. In this case, the goals of society and the ASE user may be aligned because being efficient in labels benefits both. Note that this discussion similarly applies to both active testing and active learning more generally.