

Enhancing Next-Generation Extended Reality Applications with Coded Caching

MohammadJavad Salehi, Kari Hooli, Jari Hulkkonen, and Antti Tölli

Abstract—The next evolutionary step in human-computer interfaces will bring forward immersive digital experiences that submerge users in a 3D world while allowing them to interact with virtual or twin objects. Accordingly, various collaborative extended reality (XR) applications are expected to emerge, imposing stringent performance requirements on the underlying wireless connectivity infrastructure. In this paper, we examine how novel multi-antenna coded caching (CC) techniques can facilitate high-rate low-latency communications and improve users' quality of experience (QoE) in our envisioned multi-user XR scenario. Specifically, we discuss how these techniques make it possible to prioritize the content relevant to wireless bottleneck areas while enabling the cumulative cache memory of the users to be utilized as an additional communication resource. In this regard, we first explore recent advancements in multi-antenna CC that facilitate the efficient use of distributed in-device memory resources. Then, we review how XR application requirements are addressed within the third-generation partnership project (3GPP) framework and how our envisioned XR scenario relates to the foreseen use cases. Finally, we identify new challenges arising from integrating CC techniques into multi-user XR scenarios and propose novel solutions to address them in practice.

Index Terms—Extended Reality, Multi-antenna Communications, Coded Caching, Standardization, 3GPP

I. INTRODUCTION

An increasingly large share of today's population is continuously connected to the virtual information world through flat-screen mobile devices, such as smartphones and tablets. The next step in the evolution of human-computer interfaces will bring forward immersive viewing experiences that submerge users into the three-dimensional (3D) digital world with six degrees of freedom (forward/back, up/down, left/right, yaw, pitch, roll), thus allowing them to interact with different virtual objects while remaining integrated into the real world. Although the idea of digital immersion has been around for decades, its mass adoption has been severely hampered by movement-restricting wired connections between the interfacing headsets and the external hardware. However, this trend is recently starting to change as a new generation of powerful and affordable untethered headsets is introduced to the market.

Improved hardware and software capabilities are critical for supporting comfortable immersive user experiences that

require spatial audio and high-definition (more than 4K per eye) video to create an accurate sensory perception of presence in a digital environment. Specifically, wireless immersive applications necessitate powerful and stable radio connectivity with very high throughput and ultra-low latency to the processing unit, and failure in satisfying these requirements leads to discomfort, disorientation and nausea caused by human sensory conflict. Of course, these requirements can be already satisfied in test environments (i.e., with the assumption of very large bandwidth all dedicated to XR users) using state-of-the-art technologies such as the latest third-generation partnership project (3GPP) 5G New Radio (NR) standard. However, with the growing penetration level and usage intensity of multi-user XR applications, available radio resources should be shared between the users, causing link qualities to deteriorate due to inter-user interference. Therefore, to meet future capacity demand, there is a need to further enhance the network capacity by introducing novel disruptive technology components.

One feasible solution for enabling massive use of immersive applications is to exploit the abundant spectrum available in millimeter-wave (mmWave) bands, i.e., the Frequency Range 2 (FR2) in the 5G NR. The critical advantage of mmWave is the availability of wide bandwidth and the possibility of miniaturized antenna elements that enable multi-antenna systems with highly-directional data transmissions. However, with this promise of high throughput connectivity comes also specific challenges such as volatile channel quality, random blockage effect, and complex 3D interference footprint. A significant research effort is now carried out by the academia and industry to address these critical issues, using, for example, multi-point connectivity across large antenna arrays [1].

Another possible solution for enabling multi-user wireless XR applications is using novel multi-antenna coded caching techniques that prioritize the content relevant to wireless bottleneck areas and enable the cumulative cache memory of users in the network to be used as an additional communication resource. This solution is especially appealing as the on-board memory is becoming cheaper to implement and is available in larger quantities on modern devices. Caching per-se is a well-studied concept; it has been used for a long time to place prevalent data closer to requesting users, reducing delivery time and network congestion probability. However, coded caching extends the benefits of traditional caching by enabling a new performance gain proportional to the cumulative cache size in all users. Interestingly, this new gain can also be combined with the multiplexing gain of multiple-input multiple-output (MIMO) communications using recently introduced multi-antenna coded caching techniques [2].

This paper specifically explores how multi-antenna coded

This work is supported by the Academy of Finland under grants no. 318927 (6Genesis Flagship), 319059 (Coded Collaborative Caching for Wireless Energy Efficiency - CCCWEE), and 343586 (Cache-aided mmWave Access for Immersive Digital Environments - CAMAIDE), and by the Finnish Research Impact Foundation (Vaikuttavuussäätiö) under the project Directional Data Delivery for Wireless Immersive Digital Environments (3D-WIDE).

MohammadJavad Salehi and Antti Tölli are with the Center for Wireless Communications (CWC), P.O. Box 4500, FI-90014 University of Oulu, Finland, e-mail address: {first_name.last_name}@oulu.fi. Kari Hooli and Jari Hulkkonen are with Nokia Standards, 90620 Oulu, Finland, e-mail address: {first_name.last_name}@nokia.com.

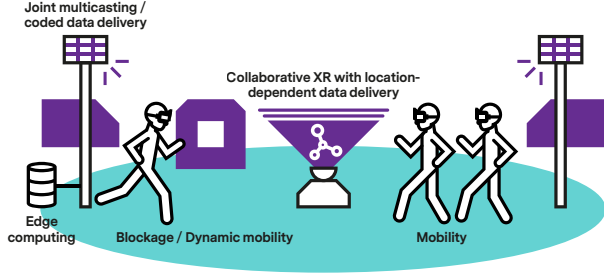


Fig. 1: Immersive viewing scenario with coded caching.

caching techniques help address critical communications bottlenecks in multi-user XR applications. In this regard, we first introduce our envisioned cache-aided multi-user XR setup and study recent multi-antenna coded caching advancements. Then, we review how standardization bodies, especially 3GPP, consider XR requirements in their specification studies and explore how our envisioned XR scenario relates to their foreseen use cases. Finally, we discuss in more detail the challenges arising while integrating coded caching techniques into multi-user XR applications, and propose novel solutions to address the identified issues.

A. The envisioned XR scenario

We envision an XR or hyper-reality environment where a large group of users is submerged into a network-based immersive application. The use case of the setup can be, for example, educational, industrial, gaming, defense, or social networking. The XR application runs on high-end eyewear gadgets that require heavy multimedia traffic and are bound to guarantee a required level of user quality of experience (QoE) within the operating theatre. A general illustration of such a scenario is shown in Figure 1. As computation capabilities and form-factor constraints of wearable devices may not permit entirely local content processing, network edge infrastructure is used to assist with the rendering. The resulting content is then delivered to the users via high-throughput wireless links. The interfacing eyewear devices are equipped with mmWave transceivers and remain connected to the network possibly through multiple transmit-receive points (TRPs) that enable reliable communication via multi-connectivity schemes to provide improved resilience to random blockage and increased coverage and capacity in the application area.

The multimedia consumers (i.e., network users) are scattered across the application area and can move freely; their streamed data is unique and highly location- and time-dependent. Like any other interactive scenario, our envisioned application also requires instant delivery of frequently changing data elements. This dynamic data part includes, for example, the data related to the movements and actions of other users in a gaming application. However, a notably large part of the delivered content (e.g., the data required for rendering the background scenery of the user's field of view) is static and can be cached beforehand when favorable radio channel conditions and excess communication capacity exist. This feasibility of caching, together with the limited number of cachable files,

provides the opportunity for efficient use of pooled memory resources through intelligent coded caching mechanisms. The result is the possibility of delivering high-throughput, low-latency data traffic while providing high stability and reliability of radio connections for a truly immersive experience. When user devices are in the proximity of a certain TRP, which acts as a “data shower” or a “data kiosk”, line-of-sight (LoS) MIMO links with extremely high throughput enable dynamic (re-)placement of cached content at the very low cost of radio resources. The phase of dynamic content (re-)placement repeats itself with more relevant multimedia content (e.g., the content that is more likely to be requested following the user's movement direction) when users approach other TRPs.

II. CODED CACHING

The pioneering work in [3] introduced a novel *coded caching* (CC) scheme where instead of merely replicating high-popularity content near (or at) end-users, fragments of the contents were spread across different cache memories throughout the network. Coded caching works in two phases, *placement* and *delivery*. During the placement phase, content files are split into smaller parts and these parts are stored at different cache memories. This phase is performed, for example, when the network traffic is low or when the users are close to a TRP. Then, during the delivery phase, after the network users reveal their requests, several codewords are built and each codeword is multicast to a subset of target users. Placement and delivery phases are designed to ensure that after multicasting each codeword, every target user can remove undesired terms from the received signal using its cache contents and get (parts of) its requested data interference-free.

A simple illustration of a CC-aided operation is shown on the left-hand side of Figure 2. In this simplified scenario, users, each with cache memory large enough to store one of the files A and B , request files from a single-antenna server over a shared link. Both users will request one of the files A and B , and there is no prior information about the request probabilities. Using a classic caching solution, we have to cache files randomly; for example, to store A at user one (left) and B at user two (right). It can be shown that with such a cache placement, depending on the users' actual requests, we need to send one file over the shared link by average. However, using CC, we can reduce this average load by a factor of two. This is done by splitting each file into two equal-sized parts, and caching A_1 and B_1 at user one and A_2 and B_2 at user two. Then, for example, if users one and two request files A and B , respectively, we simply transmit $A_2 \oplus B_1$, where \oplus denotes the XOR operation over the finite field. This way, users one and two can remove undesired terms B_1 and A_2 from the received signal using their cached contents and decode A_2 and B_1 , respectively. The XOR operation does not change the size, and hence, the transmitted data size is halved compared with classic caching. By checking all possible request patterns, it can be shown that CC enables a performance boost by a factor of two for this example network.

In general, coded caching enables every transmitted data bit to contain useful data for all the target users, and hence, the

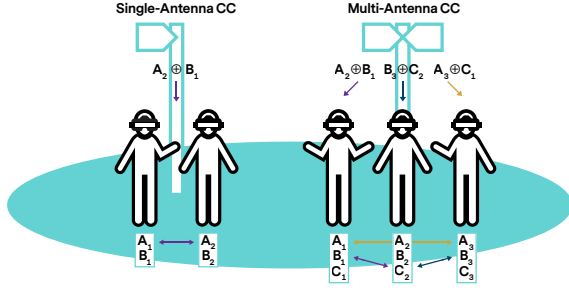


Fig. 2: Single- and Multi-antenna Coded Caching

effective rate of the channel is multiplied by the number of target user. As shown in [3], with CC, the maximum number of target users is proportional to the cumulative cache size in the network, and hence, CC improves the effective rate by a multiplicative factor scaling with both the number of users and their individual cache sizes. This scaling factor was later shown to be optimal under simple assumptions of uncoded data placement and single-shot delivery (i.e., when the received signal after each transmission can be decoded without relying on other transmissions).

Following the original coded caching scheme in [3], many later works in the literature tried applying its core idea to more diverse network setups. An important direction, initiated by [2], was to apply CC techniques in multi-input single-output (MISO) setups where a multi-antenna server communicates with multiple single-antenna users. It is well-known that, using appropriate transmit precoders (i.e., beamformers) that null-out (or suppress) undesired terms at each receiver, MISO setups provide a *multiplexing gain*; i.e., with L adequately-spaced antennas, the server can transmit parallel data streams to L users simultaneously. The work in [2] revealed the exciting result that in a MISO setup with cache-enabled users, coded caching and multiplexing gains are additive.

A small example of CC-aided operation in a MISO setup is shown on the right-hand side of Figure 2, where three single-antenna users, each with a cache memory large enough to store one file, request data from a server with two transmit antennas. Requests are from a library of three files A , B , and C , and there is no prior knowledge of the requests. For this network, by splitting each file into three equal-sized parts and caching them as shown in the figure, we can serve all three users simultaneously (while without coded caching, this number is at most two). For achieving this additional gain, we select groups of users with size two, create an appropriate XOR codeword for each group, and null out the codeword of each group at the other user with transmit beamformers. For the example network, assuming that users one, two and, three (from left to right) request files A , B , and C , respectively, the codeword for each group is shown in the figure. For example, for the user group one and two, its respective codeword is $A_2 \oplus B_1$, and it should be nulled out at user three with a transmit beamformer.

Transmit precoders that completely null-out undesired term are called *zero-forcing* (ZF) beamformers. These beamformers have good performance only at the high signal-to-noise (SNR) communication regime. For the more practical finite-SNR

regime, *optimized* beamformers that allow some controlled interference at the receivers provide much better performance compared with ZF [4]. However, designing optimized multicast beamformers generally requires solving intricate optimization problems, necessitating innovative techniques to be used for reducing the complexity. For example, one may adjust the multiplexing gain to reduce the problem size [4].

A. Subpacketization bottleneck

Coded caching techniques rely on spreading content fragments over the cache memories throughout the network. The number of fragment required for each content file is called *subpacketization*. For example, the single- and multi-antenna setups in Figure 2 have subpacketization of two and three, respectively. The problem is that, for both baseline single-antenna [3] and multi-antenna [2] CC schemes, the subpacketization grows exponentially with the number of users, severely limiting the real achievable coded caching gain in practical network setups [5]. Consequently, reducing subpacketization with no or minor impact on the achievable gain has been thoroughly investigated in the literature.

While single-antenna setups are not flexible for reducing subpacketization, in [5] it is shown that multi-antenna setups can work with modest subpacketization values, even smaller than their comparable single-antenna counterparts. This is enabled by using a new cache-aided interference cancellation mechanism, where unwanted terms are removed *before* the received signal is decoded at the receiver. We use the term *signal-level* approach for this new mechanism, and denote the classic cache-aided interference cancellation mechanism (after decoding at the receiver) as the *bit-level* approach.

In Figure 3, we have compared the two approaches for the MISO setup in Figure 2. The figure shows only the codeword generated for users one and two and the decoding process at user one, assuming these two users request files A and B , respectively. As can be seen, in the bit-level approach, the two terms A_2 and B_1 are first encoded with an XOR operation in the finite-field, and then, a single beamformer \mathbf{v}_3 is used to null out the interference at user three. Then, at the receiver of user one, we first decode the received signal and then use the cached term B_1 to recover the requested term A_2 . However, in the signal-level approach, we first use two beamformers \mathbf{v}_3^1 and \mathbf{v}_3^2 and then add the resulting terms in the signal domain. Now, for decoding A_2 at user one (and B_1 at user two), we should first remove the interference (caused by B_1 at user one and by A_2 at user two) in the signal domain; before decoding the received signal.

Although the signal-level approach incurs a minor performance loss at the finite-SNR regime [6], it is recently shown to provide great flexibility not only for reducing the subpacketization but also for simplifying the optimized beamformer design [7], extension to shared-cache and MIMO setups [8], [9], and making coded caching applicable to dynamic networks where the users join and leave the network freely [10].

B. Other practical challenges

Most coded caching schemes mentioned so far are centralized and require a prior knowledge of the number of users to

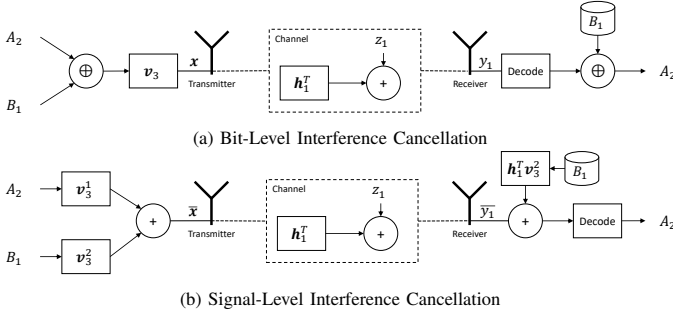


Fig. 3: Bit- and Signal-Level Schemes, Figure from [9]

determine the cache contents of each user, and hence, do not fit dynamic networks (such as our envisioned XR scenario) where the users can freely join and leave the network. One solution to this issue is to use fully decentralized schemes, such as [11], that assume completely random cache placement and greedy content delivery. Although such schemes asymptotically provide coded caching gains comparable to centralized schemes, their performance is severely hampered when the number of users is limited. Another solution is to use hybrid schemes, such as [10], where instead of defining cache contents for every user, the users are randomly assigned to a set of predefined caching profiles. In this setup, multiple users may be assigned to the same profile and cache similar contents. Then, new delivery algorithms with the signal-level approach are used to provide caching gains comparable to centralized schemes, especially at the finite-SNR regime.

Another problem, known as the near-far issue, originates from the fact that every codeword in a CC scheme should be decodable by all target users, limiting the achievable rate to the user with the worst channel condition. This creates a fairness issue, as users with good channel conditions could enjoy a better QoE without CC. The near-far issue is not addressed thoroughly, especially for multi-antenna setups. Existing solutions for single-antenna scenarios include optimizing the time-average of QoE using queuing techniques and supporting variable QoE for different users following their instant channel qualities. Another solution, especially interesting for our envisioned scenario where the large-scale fading is predictable, is to develop location-dependent schemes where larger cache portions are allocated to areas with poor connectivity [12].

III. EXTENDED REALITY AND STANDARDIZATION

XR is expected to be one of the key 6G drivers [1]. Various industrial, educational, gaming, and social networking wireless XR applications will emerge in the coming years and they will push the capabilities of the underlying communication infrastructure. Accordingly, XR-related technical discussions are already in progress in various standardization bodies such as 3GPP. To date, classifications and requirements of XR applications and their interconnection with 3GPP terms and standards are studied and the results are made available in various technical reports (TR). More precisely, XR and cloud gaming (CG) evaluation methodology and performance were studied in 3GPP Release 17, with technical report [13]

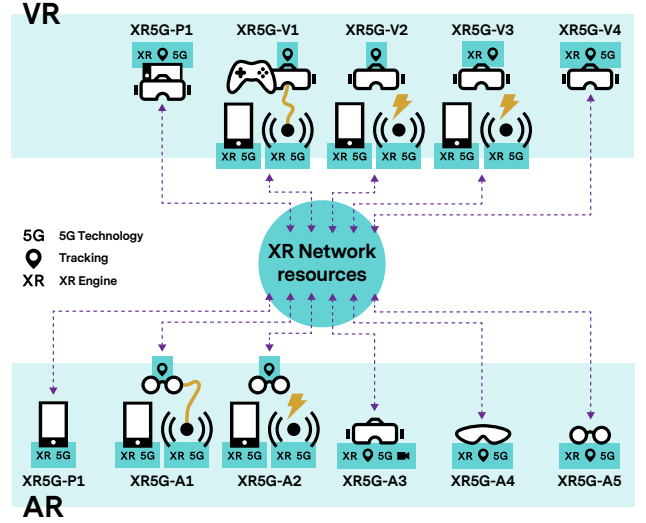


Fig. 4: Device form factors as categorized in [15].

providing comprehensive performance analysis for XR and CG in relevant 5G NR deployment scenarios. This work continues in Release 18 within new study items with a focus on improvements for XR, which includes, e.g., application awareness operations and aspects related to XR-specific power consumption and capacity [14].

In this section, we briefly overview the comprehensive report in TR 26.928 [15] which provides a general introduction to XR terms and definitions, classifies XR form factors and use cases, and clarifies technical requirements of various XR applications. Then, in Section IV, we specifically address practical implementation and specification challenges for enabling the use of coded caching in multi-user XR environments.

A. XR form factors and use cases

Device form factors. XR device classification is done according to the physical form (flat screen, mounted headset, eyewear), processing unit location (external or inbuilt), and cellular communication unit location (external or inbuilt). These properties affect the amount of the power that can be safely dissipated, and hence, the achievable communication and processing power in the device. A schematic description of the XR device classification is shown in Figure 4.

Application use cases. There exist multiple XR use case examples in [15]. These use cases lie in seven broad categories, as shown in Table I. Our considered scenario, as explained in Section I-A, can cover various use cases from different categories. One prominent example is an XR gaming application, where the users wear XR headsets and are physically co-located in the same application environment.

B. XR quality of service (QoS) requirements

XR applications should provide the user with the feelings of *immersion* and *presence*, defined as the feelings of being surrounded by, and physically and spatially located in the virtual environment, respectively. Providing such feelings necessitates very fast and accurate position and orientation tracking and very high-data-rate and low-latency communications.

Use case category	Use case example
Offline sharing of 3D objects	Alice downloads a 3D model of a sofa from an online shop. She puts the virtual representation of the sofa in her house and checks if it fits nicely.
Real-time XR sharing	Alice downloads a 3D model of a sofa and puts the virtual representation of the sofa in her house. Then, she initiates a live discussion with a friend about that.
XR multimedia streaming	Bob is watching a live sports game while wearing an XR headset. He can choose where he sits in the stadium and interact with the people sitting nearby.
Online XR gaming	Alice and her friends engage in a multiplayer XR game. Each of them can be physically present in a dedicated application hall or just engage remotely.
XR mission critical	Police has an important mission. Officers engaging in the mission get live data overlaid on their AR glasses. The data depends on their location and helps with the mission.
XR conferencing	A scientific conference is held in a hybrid physical/virtual mode. All the participants wear XR headsets and have the perception of really being at the same place.
Spatial audio multiparty call	Bob initiates a group call with his friends. Each participant can share his/her spatial audio and others hear it as if they were physically there.

TABLE I: XR Use Case Categories and Their Examples, as provided in [15].

Putting in numbers, an acceptable XR experience requires sub-centimeter positioning accuracy, quarter-degree rotation tracking accuracy, 8K per-eye video resolution, and motion-to-photon latency in the order of 50 milliseconds (the exact number varies by the application category) [15]. Of course, the 5G standard already includes a QoS provision model using the 5G QoS identifier (5QI) parameter. However, many open questions still exist on how the general and graphical processing operations should be split among the client devices and edge servers and which 5QI parameters should be used for each application category. Also, specific standardization support is required for handling the envisioned XR scenario where users are spatially co-located and simultaneously request large amounts of delay-sensitive data.

C. Rendering and process split

In computer graphics, rendering means the process of generating a photo-realistic 3D image from a model. In the context of XR, we use the term rendering to refer to the process of generating animated 3D graphics from abstract computer-language models. The software responsible for rendering is called the rendering engine and is part of the higher-level XR engine, which is the software development environment used for building various XR applications. The two best-known rendering techniques are rasterization and ray-tracing, whose technical explanation is out of scope for this paper. Ray-tracing generates more realistic outputs but is also more computationally intensive. The selection of the rendering technique and various parameters that can be tuned for the selected technique affects the type and number of data buffers to be processed and the order in which they should be processed. As a result, it also affects the possibility of splitting the rendering process among the local XR device and the edge infrastructure, which is vital for XR applications as XR devices generally have limited processing capability due to limitations in processing power, battery capacity, and allowed power dissipation level.

An important question in process splitting is where to generate the final image of the field of view shown to the user's eyes. An option is to transmit omnidirectional 3D content to the XR device and locally generate the final image using the exact location and orientation of the user's eyes. However, as an alternative, one can generate the final image also in the edge and transmit it to the device (which now acts merely as a display). Transmitting the omnidirectional content requires

as much as twenty times more bandwidth [15] and necessitates some local processing power for pose correction. However, it also enables a better QoE as the edge server no longer needs to have the location and orientation data of the user with near-zero delays (as small errors due to the age of information are corrected locally). Of course, intermediate solutions are also possible where the rendering is done remotely, but some correction is also applied locally.

IV. CODED CACHING FOR ENHANCED XR

Ideally, multi-antenna CC has a great potential to provide significant performance improvements for next-generation XR applications. However, critical practical impediments should be resolved before they can be deployed in practice and/or considered for standardization. The most prominent issue is the lack of a proper framework defining the content structure and the timeline for placement/delivery phase operations. In this section, we first propose a few application use cases that lie within our envisioned system model in Section I-A. Then, we propose a possible framework for integrating CC techniques in such use cases and review a few issues open for future study.

A. Application use cases

Coded caching suits well to XR applications where the users have physical proximity, can move freely, and require location-dependent data. Moreover, the requested content (or part of it) should be static in nature. For example, in many interactive applications, a major part of the requested data, used for reconstructing the 3D model (infrastructure) of the virtual environment, does not change frequently in time and can be cached proactively. In this paper, we assume appropriate software models are used to separate these static and dynamic parts of the requested data. Some examples of XR applications where CC can be applied are:

- **An XR gaming application** where the users are scattered in the game hall, equipped with XR headsets, and move freely. The users play an interactive game, and their requested data at any moment depends on their location at that moment;
- **An XR museum application** where the users entering the museum are given XR headsets and move freely throughout the museum area. Near each historical item, nearby users may jointly enter a related virtual 3D world where they can interact with virtual elements;

➤ **An XR conferencing application** where the users may join physically or virtually. In both cases, the users are equipped with XR headsets and move freely among different halls. The users can interact with each other and with the environment.

B. The envisioned XR framework

We need a new framework to apply CC techniques to our envisioned XR scenario. In this regard, we split the application environment into several zones, and then, further split each zone into several single view areas (SVA).

Single view area. The definition of SVA is tied with content files; the static view of each SVA can be rendered using a dedicated content file. The shape and size of SVAs depend on the chosen rendering and process split model. For example, if all the process is done at the network edge (i.e., the XR device only displays the received image), one would need a 3D arrangement of SVAs such that one separate SVA is defined for every user location and her/his head orientation. However, if an omnidirectional 3D image is sent to the user based on her/his location and final corrections are made at the device, the SVA map could be defined by splitting the zone area into equal-sized square tiles. As discussed in [15], each rendering and process split model has its cons and pros in terms of the required bandwidth, delay sensitivity, and the device cost.

Zoning. Users in the same zone cache (parts of) the content files associated with every SVA in that zone. Zoning is done such that the users pass through a high-data-rate region as they move between the zones so that they can update their cache contents, with a minimal communication cost, with the data that is foreseen to be requested in the new zone.

In Figure 5, we have illustrated zones and SVAs for an example XR scenario where five multi-antenna transmitters cooperatively deliver data to the requesting users. As users move from one zone to another, they pass through high-data-rate regions (the white area between zones), and hence, can update their cache contents without affecting the QoE of other users. It is also assumed the rendering is done at edge servers and the final correction is performed at the user device, resulting in a square-tile SVA map.

With the definition of zones and SVAs, we can use CC techniques to increase the perceived communication rate. At specified time intervals, every user in the application environment requests a content file according to the instantaneous location (and orientation). Then, for every group of users in the same zone, the edge server creates a set of codewords and multicasts them following an underlying CC scheme. Every codeword simultaneously delivers data to a subset of target users (e.g., as illustrated in Figure 2), thus multiplying the effective rate by the target group size.

It should be noted that, although zoning allows allocating larger cache portions to each cached file (as it limits the number of files by constraining the physical area), it does not necessarily increase the achievable coded caching gain. This is because the caching gain is proportional to the total cache size available in all the users [3], and the zoning limits the effective number of users participating in the CC process. Nevertheless, zoning is beneficial as it reduces the chance of simultaneously serving users with very diverse channel conditions, hence

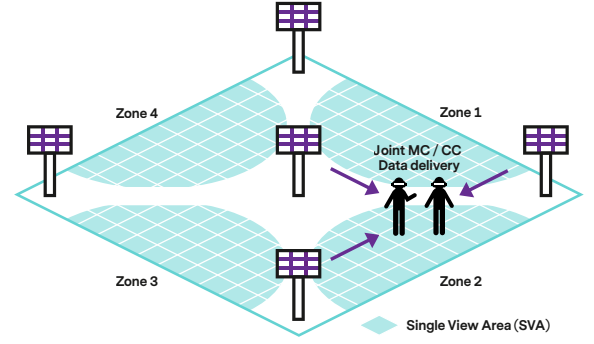


Fig. 5: Zoning and SVAs for Improved XR

avoiding the near-far issue. Moreover, the complexity of CC algorithms is reduced as fewer users participate in a cache-aided data delivery session.

C. Further performance improvements

Location-dependent cache placement. By allocating larger cache portions to contents associated with SVAs with poor channel conditions, users in poor-connectivity locations would require less data from the edge server and would enjoy an enhanced QoE compared to the uniform cache placement scenario. A notable work in this direction is recently proposed in [12], where cache allocation for each content file is assumed to be proportional to the achievable rate at its respective location in the application environment, and a novel delivery algorithm is used to enable an additional coded caching gain in such a non-uniform cache placement scenario.

D2D-assisted coded caching. The coded caching gain is a result of cache-aided interference cancellation at the receivers. However, from another viewpoint, this interference removal can be regarded as *exchanging* data between multiple users. For example, in the single-antenna CC example in the left-hand side of Figure 2, it can be imagined that the transmitted codeword $A_2 \oplus B_1$ has enabled user one to deliver B_1 (cached at its memory) to user two, and at the same time, user two to deliver A_2 to user one. Now, instead of using multicasting to deliver the codeword $A_2 \oplus B_1$, two nearby users can exchange the requested terms using a direct device-to-device (D2D) link with higher capacity and lower latency. Investigating possible performance improvements of D2D-assisted CC is part of the ongoing research by the community.

D. Selecting the proper scheme

An important implementation aspect is the choice of a suitable CC scheme for the target XR application scenario as the schemes vary widely from the performance, complexity, and signaling overhead perspectives. Especially, the choice determines the underlying interference cancellation approach. Unlike in the signal-level approach, the bit-level approach allows the cache-aided interference cancellation to be carried out at higher network layers, making the process transparent to the physical layer, and hence, easier to implement. However, as discussed earlier, the bit-level approach is more sensitive to the subpacketization problem, leading to either reduced coded caching gain or an extreme number of subpackets

with increased complexity on signaling and the number of individual transmissions per packet.

The signal-level approach benefits from much smaller subpacketization but it has a high impact on physical layer processing as the interference cancellation is performed before decoding the data (i.e., in the signal domain). The receiver needs to fetch the data to be canceled from its memory and to regenerate a replica of the expected interference by carrying out channel encoding, rate matching, scrambling, and modulation locally. The receiver also needs to estimate the effective channel, incorporate the effect of the receiver beamformer and equalizer, and convolute the generated signal with the effective channel for all interferers to be canceled. On the other hand, signal-level interference cancellation can facilitate a user-specific link adaptation in terms of modulation and coding, and hence, may provide a way to alleviate the near-far problem hindering the CC operation.

V. CONCLUSION

Creating and consuming new virtual or digital twin worlds will be one of the key 6G drivers. Numerous XR applications will emerge with use cases in education, industry, gaming, and social networking, and will require stringent performance parameters from the underlying wireless infrastructure. Specifically, in collaborative XR applications, the user experience will be hindered by the sporadic and unreliable wireless connectivity, and hence, new technology components will be needed to provide more evenly distributed QoE.

In this paper, we explored novel multi-antenna coded caching techniques as an appropriate candidate for resolving challenges of future collaborative XR applications. We first reviewed recent advancements in multi-antenna coded caching techniques, and then, discussed how XR application requirements are addressed within the 3GPP framework. Finally, we identified new challenges arising from integrating CC techniques into multi-user XR scenarios and proposed novel solutions to address them in practice.

REFERENCES

- [1] N. Rajatheva, I. Atzeni, E. Björnson, A. Bourdoux, S. Buzzi, J.-B. Dore, S. Erkucuk, M. Fuentes, K. Guan, Y. Hu, and others, "White Paper on Broadband Connectivity in 6G," *arXiv preprint arXiv:2004.14247*, 2020.
- [2] S. P. Shariatpanahi, G. Caire, and B. Hossein Khalaj, "Physical-Layer Schemes for Wireless Coded Caching," *IEEE Transactions on Information Theory*, vol. 65, no. 5, pp. 2792–2807, 2019.
- [3] M. A. Maddah-Ali and U. Niesen, "Fundamental limits of caching," *IEEE Transactions on Information Theory*, vol. 60, no. 5, pp. 2856–2867, 2014.
- [4] A. Tölö, S. P. Shariatpanahi, J. Kaleva, and B. H. Khalaj, "Multi-antenna interference management for coded caching," *IEEE Transactions on Wireless Communications*, vol. 19, no. 3, pp. 2091–2106, 2020.
- [5] E. Lampaier and P. Elia, "Adding transmitters dramatically boosts coded-caching gains for finite file sizes," *IEEE Journal on Selected Areas in Communications*, vol. 36, no. 6, pp. 1176–1188, 2018.
- [6] M. Salehi, A. Tölö, S. P. Shariatpanahi, and J. Kaleva, "Subpacketization-rate trade-off in multi-antenna coded caching," in *2019 IEEE Global Communications Conference, GLOBECOM 2019 - Proceedings*. IEEE, 2019, pp. 1–6.
- [7] M. J. Salehi, E. Parrinello, S. P. Shariatpanahi, P. Elia, and A. Tölö, "Low-Complexity High-Performance Cyclic Caching for Large MISO Systems," *IEEE Transactions on Wireless Communications*, pp. 1–1, 2021.

- [8] E. Parrinello, A. Ünsal, and P. Elia, "Fundamental Limits of Coded Caching with Multiple Antennas, Shared Caches and Uncoded Prefetching," *IEEE Transactions on Information Theory*, 2019.
- [9] M. Salehi, H. B. Mahmoodi, and A. Tölö, "A Low-Subpacketization High-Performance MIMO Coded Caching Scheme," in *International ITG Workshop on Smart Antennas (WSA) 2021*, 2021.
- [10] M. Salehi, E. Parrinello, H. B. Mahmoodi, and A. Tölö, "Low-Subpacketization Multi-Antenna Coded Caching for Dynamic Networks," *arXiv preprint arXiv:2111.07626*, 2021.
- [11] M. A. Maddah-Ali and U. Niesen, "Decentralized Coded Caching Attains Order-Optimal Memory-Rate Tradeoff," *IEEE/ACM Transactions on Networking*, vol. 23, no. 4, pp. 1029–1040, 2015.
- [12] H. B. Mahmoodi, M. J. Salehi, and A. Tölö, "Non-Symmetric Coded Caching for Location-Dependent Content Delivery," *IEEE International Symposium on Information Theory - Proceedings*, vol. 2021-July, pp. 712–717, 2021.
- [13] 3rd Generation Partnership Project (3GPP), "Study on XR (Extended Reality) evaluations for NR, TR 38.838, version 1.0.0," Tech. Rep., 2021. [Online]. Available: https://protect\leavevmode@ifvmode\kern+.1667em\relax//\protect\leavevmode@ifvmode\kern+.1667em\relaxwww.3gpp.org\protect\leavevmode@ifvmode\kern+.1667em\relax\ftp\protect\leavevmode@ifvmode\kern+.1667em\relax\Specs/archive\38_series\38.838\38838-100.zip
- [14] —, "Work Item Description, RP 213658," Tech. Rep., 2021. [Online]. Available: https://www.3gpp.org/ftp/tsg_ran/TSG_RAN/TSGR_94e/Doc/s/RP-213658.zip
- [15] —, "Extended Reality (XR) in 5G, TR 26.928, version 16.1.0," Tech. Rep., 2020. [Online]. Available: https://www.3gpp.org/ftp/Specs/archive/26_series/26.928/26928-g10.zip

MohammadJavad Salehi Received his B.Sc., M.Sc., and Ph.D. in Electrical Engineering from the Sharif University of Technology, Tehran, Iran, at 2010, 2012, and 2018, respectively. Since 2019, he has been a postdoctoral researcher at the Center for Wireless Communications (CWC), University of Oulu, Finland. His research interests include coded caching and multi-antenna communications.

Kari Hooli received the Dr.Sc. (Tech.) degree in electrical engineering from the University of Oulu, Finland, in 2003. Currently, he is a Distinguished Member of Technical Staff at Nokia Standards in Oulu. Before joining Nokia in 2006, he worked at Centre for Wireless Communications (CWC), University of Oulu, and visited the Centre for Communication Systems Research at University of Surrey, UK. He holds numerous patents on 4G and 5G technologies and has authored several international conference papers, journals, and book chapters. His research interests include physical layer design and signal processing for wireless communications and cellular networks.

Jari Hultkonen is the Department Head, Radio Research at Nokia Standards, Oulu. He graduated in 1999 (M.Sc.EE) from the University of Oulu, Finland. He has been working in Nokia since 1996. He started his career in GSM/EDGE research and standardization projects. Since 2006 he has been leading radio research in Nokia Oulu. Currently Jari is Radio Research Department Head in Nokia Standards with focus on the 5G New Radio evolution. He has more than 30 patents/patent applications in 2G-5G technologies as well as several publications and book chapters.

Antti Tölö (M'08, SM'14) is an Associate Professor with the Centre for Wireless Communications (CWC), University of Oulu, Finland. He received the Dr.Sc. (Tech.) degree in electrical engineering from the University of Oulu in 2008. From 1998 to 2003, he worked at Nokia Networks as a Research Engineer and Project Manager both in Finland and Spain. In May 2014, he was granted a five year (2014-2019) Academy Research Fellow post by the Academy of Finland. He has authored numerous papers in peer-reviewed international journals and conferences and several patents. His research interests include radio resource management and transceiver design for broadband wireless communications with a special emphasis on distributed interference management in heterogeneous wireless networks.