

# On the Convergence of Clustered Federated Learning

Jie MA<sup>1</sup>, Guodong Long<sup>1</sup>, Tianyi Zhou<sup>2,3</sup>, Jing Jiang<sup>1</sup>, Chengqi Zhang<sup>1</sup>

<sup>1</sup>Australian Artificial Intelligence Institute, University of Technology Sydney

<sup>2</sup>University of Washington, Seattle, <sup>3</sup>University of Maryland, College Park

February 15, 2022

## Abstract

In a federated learning system, the clients, e.g. mobile devices and organisation participants, usually have different personal preferences or behaviour patterns, namely Non-IID data problem across clients. Clustered federated learning is to group users into different cluster that the clients in the same group will share the same or similar behaviour patterns that is to satisfy the IID data assumption for most traditional machine learning algorithms. Most of existing clustering method in FL treat every client equally that ignores the different importance contribution among clients. This paper proposes a novel weighted client-based clustered FL algorithm to leverage the clients group and each clients in an unified optimisation framework. Moreover, the paper proposes convergence analysis to the proposed clustered FL method. The experimental analysis has demonstrated the effectiveness of the proposed method.

## 1 Introduction

Federated learning [10] (FL) is a privacy-preserving distributed learning framework. Unlike distributed learning, in the communication rounds or training process between clients and the server, the data is kept in the clients' local devices, and usually only the gradients or other high-level data of training process are uploaded.

Due to that data is distributed in clients' local devices, and clients' behavior differ from each other, clients' data maybe dependent or of different distribution, which is also called Non-IID. Non-IID is an essential challenge in FL [5]. In a

real FL system with cross-device setting, number of clients can be of magnitude of millions, so it is crucial to personalize clients' models in case of Non-IID.

Intuitively or motivated by stratified sampling and other methods, clustering is a naive method for FL to solve the Non-IID challenge. Clients in one cluster share almost the same distribution, although their distribution can be slightly different. However, many of them ignore the importance differences among clients in the clustering process, while FL has considered the importance of different clients in the original designed algorithm FedAvg [10]. It is intuitive that the clustering process should also consider the importance difference. Weighted-client clustering is introduced to solve this problem as an variant of classic clustering methods. Some analytics results...

The paper formulates the client-based clustering problem, then proposes a general algorithm FedWC. In particular, some common-used cases are discussed. Moreover, the theoretical analytics is a necessary component because Non-IID data setting in FL system will hinder the traditional convergence analysis which usually assume data is IID. We propose a novel theoretical analysis framework to analyze the convergence of a common-used case.

Overall, the contribution of the paper is summarised as below,

- This paper introduces the weighted client-wise clustering for FL on Non-IID data, and formulates the problem as a bilevel optimization problem. An general algorithm FedWC combined with EM and FedAvg is also proposed.
- This paper proposed a new theoretical framework to analysis the convergence of the proposed method FedWC.
- Experimental analysis demonstrates the effectiveness, robustness and fairness of FedWC.

The remainders of the paper is organised as follow, related work, problem formulation, methodology, convergence analysis, experiments and future work.

## 2 Related Work

### 2.1 Clustered FL

There have been some works about clustered FL, which can be included in personalized FL (PFL) [13]. This work [9] proposes three approaches including user clustering, data interpolation and model interpolation and the generalization analysis for the FL personalization, but the algorithm of user clustering HypCluster based on the loss of hypothesis is not general and the convergence analysis was not discussed. An user clustering algorithm based on model parameters' distance FeSEM is proposed in the work [15], also the convergence is not analysed. CFL [11] divides clients into two partitions based on the cosine similarity of the client gradients, and then checks whether a partition is congruent by the norm of client gradients (hierarchy clustering). [2] introduced an

one-shot clustered FL by just conducting clustering method using Local  $k(z)$ -means [1] just once before the FL training process, and local data was used for the clustering. [3] studied framework of both one-shot and iterative clustered FL (IFCA). The cluster id of minimum loss of all hypotheses for one client was used for the assignment.

## 2.2 Convergence analysis of FL

There are few works about the convergence analysis of Clustered FL on Non-IID data, but many works about FL on Non-IID data. Such works can be traced back to the convergence analysis of Local SGD [12, 6], which differs from FedAvg in local update epochs and some special setting such as Non-IID, straggler, privacy attack, etc. Due to that almost all of the algorithms in FL is solved by SGD (stochastic gradient descent), the convergence analysis is usually based on the SGD convergence analysis framework. In this work [8], the convergence of FedAvg on Non-IID and partial participation is analysed in detail, and the convergence rate is  $O(\frac{1}{T})$ . The impacts of some hyperparameters such as local epochs are also discussed. This guide [14] provides recommendations and guidelines on how to formulate, design, evaluate and analysis FL optimization algorithms, in which convergence analysis was discussed in a separate sector.

For the convergence analysis of CFL, it is usually a bilevel optimization problem, in which the upper-level or outer optimization task is the objective function of FL, and the lower-level or inner optimization task is the objective function of clustering. There has not been too much work in this area, and [16, 7] have tried to use the bilevel optimization to formulate some complicated tasks of FL such as Personalized FL (PFL).

## 3 Problem Formulation

A federated learning system is usually composed of  $m$  clients that each client need to train an intelligent task using its own dataset  $D_i$ . Every client has its hypothesis  $h_i$  with parameter  $\omega_i$ , so its loss function is  $l(\omega_i, D_i)$  and  $l_i$  for short.

For Clustered FL of cluster  $1, \dots, K$ , we use lower cases to represent an client's index in Cluster  $k$ , and upper cases to represent the centroid's index of Cluster  $k$ . For example,  $g_i$  and  $\omega_i$  are for the general representation and parameters of Client  $i$ , and  $G_k$  and  $\Omega_k$  are for the general representation and parameters of Cluster  $K$ .

There are two particular challenges to formulate a general Clustered FL problem. The first one is how to represent Client  $i$ , and there can be many ways, such as the hypothesis parameters, the loss, the data distribution, and so on. All of them has advantages and disadvantages. We argue that a good representation may satisfy partial or all of three conditions given based knowledge: (1) it is a good representation of the hypothesis in mapping 1 to 1, (2) distance of representations equals dissimilarity of hypotheses proportionally or in some scale

Table 1: Notation table

Notation	Definition
$m$	number of clients
$h(\omega_i), h_i$	the hypothesis of Client i
$l(\omega_i, D_i), l_i$	Loss function of Client i
$g(l_i), g_i$	the general representation of Client i, e.g. model parameters or loss
$D_i,  D_i $	the dataset and dataset size of Client i
$\lambda_i$	the weight of Client i in Cluster k, and $\sum_{i \in k} \lambda_i = 1$
$K$	number of clusters
$\mathcal{L}_k$	the loss function of Cluster k
$g(\mathcal{L}_k), G_k$	the central profile representation of Cluster k
$d(g_i, G_k)$	the distance of representations of hypothesis from Client i to the center of Cluster k, e.g. Euclidean distance.
$i \in k$	Client i belong to Cluster k
$r_{i,k}$	$r_{i,k} \in \mathbb{R}^{m \times K}$ is the assignment matrix, $r_{i,k} = 1$ if $i \in k$ else $r_{i,k} = 0$
$E$	number of local update steps
$\eta_i^{(t)}$	the learning rate for Client i in iteration n

(3) linear combination of hypotheses will generate approximately the same linear combination of representations.

The another one challenge is the distance function of the general representations. A good distance function  $d(x, y)$  has to satisfy conditions below as a distance function:

- $d(x, y) \geq 0$  and  $d(x, y) = 0$  if and only if  $x=y$ .
- $d(x, y) = d(y, x)$
- triangle inequality:  $d(x, z) \leq d(x, y) + d(y, z)$

But in reality, most of the distance functions do not satisfy the conditions, for example, the cosine similarity and KL divergence.

The detailed notations table is listed as below table 1: For example, we can formulate the HyperCluster [9] as:

$$\underset{h_i}{\text{minimize}} \quad \frac{1}{m} \sum_{k=1}^K \sum_{i=1}^m r_{i,k} \mathcal{L}(h_k, D_i) \quad (1)$$

$$\text{subject to } r_{i,k} = \underset{r_{i,k}}{\text{argmin}} \mathcal{L}(h_k, D_i) \quad (2)$$

We can also formulate the FeSEM [15] as:

$$\underset{w_i}{\text{minimize}} \quad \frac{1}{m} \sum_{k=1}^K \sum_{i=1}^m r_{i,k} \mathcal{L}(\Omega_k, D_i) \quad (3)$$

$$\text{subject to } r_{i,k} = \underset{r_{i,k}}{\text{argmin}} \quad \frac{1}{m} \sum_{k=1}^K \sum_{i=1}^m r_{i,k} \|\omega_i - \Omega_k\|_2 \quad (4)$$

$$(5)$$

with

$$\Omega_k = \frac{1}{\sum_{i \in k} r_{i,k}} \sum_{i \in k} \omega_i \quad (6)$$

Then we can get the generalized form of the objective function of a weighted clustered FL problem, which is a bilevel optimization problem:

$$\text{minimize } \mathcal{R} = \frac{1}{\sum_{j=1}^m \lambda_j} \sum_{k=1}^K \sum_{i=1}^m r_{i,k} \lambda_i \mathcal{L}_k(G_i; D_i) \quad (7)$$

$$\text{subject to } \mathcal{L}_1, \dots, \mathcal{L}_K = \underset{\mathcal{L}_1, \dots, \mathcal{L}_K}{\text{argmin}} \mathcal{F} : \frac{1}{\sum_{j=1}^m \lambda_j} \sum_{k=1}^K \sum_{i=1}^m r_{i,k} \lambda_i d(g_i, G_k(\mathcal{L}_k)) \quad (8)$$

## 4 Methodology

The upper-level objective 7 is usually optimized by the FedAvg algorithm, and the lower-level objective 8 is usually optimized by the EM algorithm, so the general form of algorithm is listed as below 1:

## 5 Convergence Analysis

Consider a special case of FedWC, in which the client representation  $g$  is the parameter of the hypothesis of Client  $i$ , and the distance function is Euclidean norm square  $\|\cdot\|_2^2$ . then the objective function to minimize is:

$$\text{minimize } \mathcal{R} = \frac{1}{\sum_{j=1}^m \lambda_j} \sum_{k=1}^K \sum_{i=1}^m r_{i,k} \lambda_i \mathcal{L}(\Omega_k, D_i) \quad (9)$$

$$\text{subject to } \Omega_1, \dots, \Omega_K = \underset{\Omega_1, \dots, \Omega_K}{\text{argmin}} \mathcal{F} : \frac{1}{\sum_{j=1}^m \lambda_j} \sum_{k=1}^K \sum_{i=1}^m r_{i,k} \lambda_i \|\omega_i - \Omega_k\|_2 \quad (10)$$

In which  $k$  represents Cluster  $k$  from 1 to  $K$ .  $i$  represents clients  $i$  from 1 to  $m$ .  $\omega_i$  represents the parameter of hypothesis of Client  $i$ .  $\Omega_k$  represents the parameter center of Cluster  $k$ .  $\lambda_i = \frac{\lambda_i}{\sum_{j \in k} \lambda_j}$  represents the weight of Client  $i$

---

**Algorithm 1:** Weighted Clustered Federated Learning

---

**Input:**  $K, \{D_1, D_2, \dots, D_m\}, \{l_1, l_2, \dots, l_m\}$

**Output:**  $r_{i,k}, \{\mathcal{L}_1, \mathcal{L}_2, \dots, \mathcal{L}_K\}$

**Initialize:** randomly select  $\{G_1, \dots, G_K\}$ ;

**while not converge do**

**Server:**

**Expectation step:** Assignment  $g_i$  to  $G_k$  by

$$k = \underset{k}{\operatorname{argmin}} \lambda_i d(g_i, G_k)$$

**Maximization (Aggregation) step:** Compute cluster center  $H_k$  by minimize

$$\mathcal{F} = \frac{1}{\sum_{j=1}^m \lambda_j} \sum_{k=1}^K \sum_{i=1}^m r_{i,k} \lambda_i d(g_i, G_k)$$

**Distribution Step:** Distribute  $H_k$  to clients in Cluster k

**Clients:**

**Local update Step:** Run Gradient Descent E steps using local data  $D_i$  to minimize

$$\mathcal{R} = \frac{1}{\sum_{j=1}^m \lambda_j} \sum_{k=1}^K \sum_{i=1}^m r_{i,k} \lambda_i \mathcal{L}_k(D_i)$$

---

in Cluster  $k$ , and  $\lambda_i$  is usually scaled by 1 or  $|D_i|$ , in which  $|D_i|$  represents the data size of Client  $i$ . Sometimes, we use  $\omega$  to represent  $\omega_1, \omega_2, \dots, \omega_m$ , and  $\Omega$  for  $\Omega_1, \Omega_2, \dots, \Omega_K$  for short.

For the notations for iterations, we use superscript  $(t, E), (t, M), (t, D), (t, L)$  to represent the Expectation step, Maximization step, Distribution step and Local update step in Communication round  $t$ .

### 5.1 Convergence Analysis of $\mathcal{F}$

to analyze the convergence of loss function of FedWC, we need to analyze the convergence of both  $\mathcal{L}$  and  $\mathcal{F}$ , and we will analyze  $\mathcal{F}$  firstly:

**Lemma 5.1.** *In Expection step of communicaiton round  $t+1$ , fix  $\omega, \Omega$ , and assign  $r_{i,k} = 1$  if*

$$k = \underset{k}{\operatorname{argmin}} \|\omega_i - \Omega_k\|_2$$

*then we can prove that:*

$$\mathcal{F}^{(t+1,E)} \leq \mathcal{F}^{(t,L)} \quad (11)$$

*Proof.*  $r_{i,k}^{(t+1)} = 1$  is to find the right  $k$  for Client  $i$  to minimize  $\|\omega_i - \Omega_k\|_2$ , which means to find the shortest Euclidean distance from each  $\Omega_1, \Omega_2, \dots, \Omega_K$  to  $\omega_i$ , so for every  $i$ ,

$$\lambda_i \|\omega_i - \Omega_k^{(t+1,E)}\|_2 \leq \lambda_i \|\omega_i - \Omega_k^{(t,L)}\|_2$$

then sum it with from  $i = 1$  to  $m$ , we can easily get:

$$\mathcal{F}^{(t+1,E)} \leq \mathcal{F}^{(t,L)}$$

□

**Lemma 5.2.** *In the Maximization step of communicaiton round  $t$ , fix  $r, \omega$ , define:*

$$\Omega_k^{(t,M)} = \sum_{i \in k} \frac{\lambda_i}{\sum_{j \in k} \lambda_j} \omega_i \quad (12)$$

*we can prove that:*

$$\mathcal{F}^{(t,M)} \leq \mathcal{F}^{(t,E)} \quad (13)$$

*Proof.* For an arbitrary Client  $i$  in Cluster  $k$ , the loss square is :

$$\begin{aligned} \lambda_i \|\omega_i - \Omega_k^{(t,E)}\|_2^2 &= \lambda_i \|\omega_i - \Omega_k^{(t,M)} + \Omega_k^{(t,M)} - \Omega_k^{(t,E)}\|_2^2 \\ &= \lambda_i \|\omega_i - \Omega_k^{(t,M)}\|_2^2 + \lambda_i \|\Omega_k^{(t,M)} - \Omega_k^{(t,E)}\|_2^2 \\ &\quad + 2\lambda_i \langle \omega_i - \sum_{i \in k} \frac{\lambda_i}{\sum_{j \in k} \lambda_j} \omega_i, \sum_{i \in k} \frac{\lambda_i}{\sum_{j \in k} \lambda_j} \omega_i - \Omega_k^{(t,E)} \rangle \end{aligned} \quad (14)$$

then sum all the clients in Cluster k together:

$$\begin{aligned}
\sum_{i \in k} \lambda_i \|\omega_i - \Omega_k^{(t,E)}\|_2^2 &= \sum_{i \in k} \lambda_i \|\omega_i - \Omega_k^{(t,M)}\|_2^2 + \sum_{i \in k} \lambda_i \|\Omega_k^{(t,M)} - \Omega_k^{(t,E)}\|_2^2 \\
&\quad + 2 \langle \sum_{i \in k} \lambda_i \omega_i - \sum_{i \in k} \lambda_i \sum_{j \in k} \frac{\lambda_i}{\lambda_j} \omega_j, \sum_{i \in k} \frac{\lambda_i}{\sum_{j \in k} \lambda_j} \omega_i - \Omega_k^{(t,E)} \rangle \\
&= \sum_{i \in k} \lambda_i \|\omega_i - \Omega_k^{(t,M)}\|_2^2 + \sum_{i \in k} \lambda_i \|\Omega_k^{(t,M)} - \Omega_k^{(t,E)}\|_2^2
\end{aligned} \tag{15}$$

So sum all loss functions of all clusters, we can get:

$$\mathcal{F}^{(t,M)} - \mathcal{F}^{(t,E)} = -\frac{1}{\sum_{j=1}^m \lambda_j} \sum_{k=1}^K \sum_{i \in k} \lambda_i \|\Omega_k^{(t,M)} - \Omega_k^{(t,E)}\|_2^2 \leq 0 \tag{16}$$

□

**Assumption 1.** *Uniformly bounded expectation of graidents.*

**Lemma 5.3.** *In the Distribution step of communicaiton round  $t+1$ , we get  $\omega_{i \in k} = \Omega_k$ . In the Local update step of communicaiton round  $t+1$ , assume  $\|\nabla f_i\| \leq G_i$ , fix  $r; \Omega$ , after  $E$  epochs, define:*

$$\omega_i^1 = \omega_i^0 - \eta_i^{(t)} * \nabla f_i(\omega_i^0, D_i), \dots \tag{17}$$

So

$$\omega_i^{(n+1)} = \Omega_k - \eta_i^{(t)} \nabla f_i(\omega_i^0, D_i) - \dots - \nabla f_i(\omega_i^{E-1}, D_i) \tag{18}$$

If  $\eta_i^{(t)} \leq \frac{\|\omega_i^{(t)} - \Omega_k\|}{EG_i}$ , we can prove that:

$$\mathcal{F}^{(t,L)} \leq \mathcal{F}^{(t,M)} \tag{19}$$

*Proof.*

$$\begin{aligned}
\|\omega_i^{(n+1)} - \Omega_k\| &= \|\Omega_k - \eta_i^{(t)} \nabla f_i(\omega_i^0, D_i) - \dots - \nabla f_i(\omega_i^{E-1}, D_i) - \Omega_k\| \\
&= \eta_i^{(t)} \|\nabla f_i(\omega_i^0, D_i) + \dots + \nabla f_i(\omega_i^{E-1}, D_i)\|
\end{aligned} \tag{20}$$

So if we want to:

$$\begin{aligned}
\|\omega_i^{(n+1)} - \Omega_k\|_2^2 &= \eta_i^{(t)} \|\nabla f_i(\omega_i^0, D_i) + \dots + \nabla f_i(\omega_i^{E-1}, D_i)\|_2^2 \\
&\leq (\eta_i^{(t)} EG_i)^2 \\
&\leq \|\omega_i^{(t)} - \Omega_k\|_2^2
\end{aligned} \tag{21}$$

$\eta$  should be:

$$\eta_i^{(t)} \leq \frac{\|\omega_i^{(t)} - \Omega_k\|}{EG_i} \tag{22}$$



In particular, if  $\|\omega_i^{(t)} - \Omega_k\| = 0$ , then  $\eta_i^{(t)} = 0$ ,  $\omega_i$  does not change, or if  $\|\nabla f_i\|$  equals 0, which means  $\omega_i$  has been to the local minimum, we can also set  $\eta = 0$ .

At last, with other part of  $\mathbf{L}$  fixed, this lemma is proved.  $\square$

**Theorem 5.4.** Assume  $\|\nabla f_i\| \leq G_i$ , if  $\eta_i^{(t)} \leq \frac{\|\omega_i^{(t)} - \Omega_k\|}{EG_i}$ ,  $\{\mathcal{F}^{(t)}\}$  converges.

*Proof.* In communication round  $t+1$ , use Lemma 5.1 5.2 5.3, it is easy to get:

$$\mathcal{F}^{(t+1,L)} \leq \mathcal{F}^{(t,L)} \quad (23)$$

which also means  $\mathcal{F}^{(t+1)} \leq \mathcal{F}^{(t)}$ , because  $\mathcal{F}$  must be non-negative, and there are finite steps for this minimization, then according to monotone convergence theorem for sequences,  $\{\mathcal{F}^{(t)}\}$  converges with finite iterations, which means for an arbitrary  $\epsilon$ , we can find a specific  $N$ , for any  $n > N$ ,  $\mathcal{F}^{(n)} - \mathcal{F}^* < \epsilon$ .  $\square$

## 5.2 Convergence Analysis of $\mathcal{R}$

**Assumption 2.**  $\mathcal{R}$  is convex.

**Assumption 3.**  $\mathcal{R}$  is  $\beta$ -smooth.

**Assumption 4.** the expectation of stochastic gradient  $\mathcal{L}(\omega_i, \xi)$  is:

$$\mathbb{E}_{\xi_i \sim D_i}[\mathcal{L}(\omega_i, \xi)] = \mathcal{L}(\omega_i) \quad (24)$$

and its variance is bounded by  $\sigma^2$ ,

$$\mathbb{E}_{\xi_i \sim D_i}[\|\mathcal{L}(\omega_i, \xi) - \mathcal{L}(\omega_i)\|_2^2] = \mathbb{E}[\|\mathcal{L}(\omega_i, \xi)\|_2^2] - \|\mathcal{L}(\omega_i)\|_2^2 \quad (25)$$

$$\leq \sigma^2 \quad (26)$$

**Lemma 5.5.** Under Assumption 2, from the Expectation step to Maximization step in arbitrary communication round,  $\mathcal{R}^M \leq \mathcal{R}^E$ .

*Proof.*

$$\mathcal{R}^M - \mathcal{R}^E = \frac{1}{\sum_{j=1}^m \lambda_j} \sum_{k=1}^K \sum_{i \in k} \lambda_i (\mathcal{L}(\Omega_k^M, D_i) - \mathcal{L}(\omega_i, D_i)) \quad (27)$$

$$= \frac{1}{\sum_{j=1}^m \lambda_j} \sum_{k=1}^K \sum_{i \in k} \lambda_i (\mathcal{L}(\sum_{p \in k} \frac{\lambda_p}{\sum_{z \in k} \lambda_z} \omega_p, D_i) - \mathcal{L}(\omega_i, D_i)) \quad (28)$$

For arbitrary Client  $i$ , using Jensen inequality under Assumption 2,

$$\lambda_i (\mathcal{L}(\sum_{p \in k} \frac{\lambda_p}{\sum_{z \in k} \lambda_z} \omega_p, D_i) - \mathcal{L}(\omega_i, D_i)) \leq \lambda_i (\sum_{p \in k} \frac{\lambda_p}{\sum_{z \in k} \lambda_z} \mathcal{L}(\omega_p, D_i) - \mathcal{L}(\omega_i, D_i)) \quad (29)$$

$$= \lambda_i (\sum_{p \in k} \frac{\lambda_p}{\sum_{z \in k} \lambda_z} (\mathcal{L}(\omega_p, D_i) - \mathcal{L}(\omega_i, D_i))) \quad (30)$$

It is intuitive to see that:

$$\mathcal{L}(\omega_p, D_i) - \mathcal{L}(\omega_i, D_i) \geq 0 \text{ (almost surely)} \quad (31)$$

So we can get:

$$\mathcal{R}^M \leq \mathcal{R}^E \quad (32)$$

□

**Lemma 5.6.** *Under Assumption 3 and 4, from the Maximization step to Local update step in arbitrary communication round,  $\mathcal{R}^L \leq \mathcal{R}^M$ .*

*Proof.*

$$\mathcal{R}^L - \mathcal{R}^M = \frac{1}{\sum_{j=1}^m \lambda_j} \sum_{k=1}^K \sum_{i \in k} \lambda_i (\mathcal{L}(\Omega_k^L, D_i) - \mathcal{L}(\Omega_k^M, D_i)) \quad (33)$$

For arbitrary Client  $i$ , using Gradient Descent,

$$\mathcal{L}(\Omega_k^L, D_i) - \mathcal{L}(\Omega_k^M, D_i) = \sum_{e=0}^{E-1} (\mathcal{L}(\Omega_k^{(M,e+1)}, D_i) - \mathcal{L}(\Omega_k^{(M,e)}, D_i)) \quad (34)$$

Under Assumption 3,

$$\mathcal{L}(\Omega_k^{(M,e+1)}) - \mathcal{L}(\Omega_k^{(M,e)}) \leq \langle \nabla \mathcal{L}(\Omega_k^{(M,e)}), \Omega_k^{(M,e+1)} - \Omega_k^{(M,e)} \rangle + \frac{\beta}{2} \|\Omega_k^{(M,e+1)} - \Omega_k^{(M,e)}\|_2^2 \quad (35)$$

$$= -\eta \langle \nabla \mathcal{L}(\Omega_k^{(M,e)}), \nabla \mathcal{L}(\Omega_k^{(M,e)}), \xi_i^e \rangle + \frac{\beta \eta^2}{2} \|\nabla \mathcal{L}(\Omega_k^{(M,e)}), \xi_i^e\|_2^2 \quad (36)$$

take expectation on both sides for random selected batch  $\xi_i^e$  under Assumption 4,

$$\mathbb{E}[\mathcal{L}(\Omega_k^{(M,e+1)})] - \mathcal{L}(\Omega_k^{(M,e)}) \leq \left(\frac{\beta \eta^2}{2} - \eta\right) \|\nabla \mathcal{L}(\Omega_k^{(M,e)})\|_2^2 + \frac{\beta \eta^2}{2} \sigma^2 \quad (37)$$

when  $\eta_e < \frac{\|\nabla \mathcal{L}(\Omega_k^{(M,e)})\|_2^2}{\|\nabla \mathcal{L}(\Omega_k^{(M,e)})\|_2^2 + \sigma^2} \frac{2}{\beta}$ , the right term is negative, which means the expectation of  $\mathcal{L}$  decrease monotonically, thus converges.

take expectation on both sides again on random variable  $\Omega_k^{(M,e)}$ , and do telescoping, we can get,

$$\mathbb{E}[\mathcal{L}(\Omega_k^L, D_i)] - \mathcal{L}(\Omega_k^M, D_i) = \sum_{e=0}^{E-1} (\mathbb{E}[\mathcal{L}(\Omega_k^{(M,e+1)}, D_i)] - \mathcal{L}(\Omega_k^{(M,e)}, D_i)) \quad (38)$$

$$\leq \sum_{e=0}^{E-1} \left( \left( \frac{\beta \eta_e^2}{2} - \eta_e \right) \mathbb{E}[\|\nabla \mathcal{L}(\Omega_k^{(M,e)})\|_2^2] + \frac{\beta \eta_e^2}{2} \sigma^2 \right) \quad (39)$$

□

**Theorem 5.7.** (Convergence of FedWC) Let Assumption 2 to 4 hold, when  $\eta_{(t,e)} < \min\{\frac{\|\omega_i^{(t)} - \Omega_k\|}{EG_i}, \frac{\|\nabla \mathcal{L}(\Omega_k^{(t,M,e)})\|^2}{\|\nabla \mathcal{L}(\Omega_k^{(t,M,e)})\|^2 + \sigma^2} \frac{2}{\beta}\}$ , the EM loss function  $\mathcal{F}$  converges, and the FL loss function  $\mathcal{R}$  decreases monotonically, thus the FedWC converges.

*Proof.* From the local distribution step in communication round  $t-1$  to the Expectation step in communication round  $t$ , what is changed in loss function of FedWC  $\mathcal{R}$  is the  $r_i^k$ , but the  $\mathcal{L}(\Omega_k, D_i)$  does not change, so we can get

$$\mathcal{R}^{(t-1,L)} = \mathcal{R}^{(t,E)} \quad (40)$$

then according to Lemma 5.5 and 5.6, we can get,

$$\mathcal{R}^{(t-1,L)} - \mathbb{E}[\mathcal{R}^{(t,L)}] \quad (41)$$

$$\geq \frac{1}{\sum_{j=1}^m \lambda_j} \sum_{k=1}^K \sum_{i \in k} \lambda_i \sum_{e=0}^{E-1} ((\eta_{(t,e)} - \frac{\beta \eta_{(t,e)}^2}{2}) \mathbb{E}[\|\nabla \mathcal{L}(\Omega_k^{(t,M,e)})\|_2^2] - \frac{\beta \eta_{(t,e)}^2}{2} \sigma^2) \quad (42)$$

$$= \sum_{k=1}^K \sum_{i \in k} \sum_{e=0}^{E-1} \frac{\lambda_i}{\sum_{j=1}^m \lambda_j} ((\eta_{(t,e)} - \frac{\beta \eta_{(t,e)}^2}{2}) \mathbb{E}[\|\nabla \mathcal{L}(\Omega_k^{(t,M,e)})\|_2^2] - \frac{\beta \eta_{(t,e)}^2}{2} \sigma^2) \quad (43)$$

then when

$$\eta_{(t,e)} < \min\{\frac{\|\omega_i^{(t)} - \Omega_k\|}{EG_i}, \frac{\|\nabla \mathcal{L}(\Omega_k^{(t,M,e)})\|^2}{\|\nabla \mathcal{L}(\Omega_k^{(t,M,e)})\|^2 + \sigma^2} \frac{2}{\beta}\} \quad (44)$$

the right term of Eq. 43 is always positive. So we can ensure that the EM loss function  $\mathcal{F}$  converges, and the FL loss function  $\mathcal{R}$  decreases monotonically, thus the FedWC converges.  $\square$

**Theorem 5.8.** (Convergence rate of FedWC) Let Assumption 2 to 4 hold and  $\Delta = \mathcal{R}_0 - \mathcal{R}^*$ . For an arbitrary device, given any  $\epsilon > 0$ , after

$$T \geq \frac{\Delta}{mE(\epsilon(\eta - \frac{\beta \eta^2}{2}) - \frac{\beta \eta^2}{2} \sigma^2)} \quad (45)$$

communication rounds of FedWC, we have

$$\frac{1}{mTE} \sum_{k=1}^K \sum_{i \in k} \sum_{t=0}^{T-1} \sum_{e=0}^{E-1} \frac{\lambda_i}{\sum_{j=1}^m \lambda_j} \mathbb{E}[\|\nabla \mathcal{L}(\Omega_k^{(t,M,e)})\|_2^2] \leq \epsilon \quad (46)$$

if

$$\eta_{(t)} < \min\{\frac{\|\omega_i^{(t)} - \Omega_k\|}{EG_i}, \frac{\epsilon}{\epsilon + \sigma^2} \frac{2}{\beta}\}. \quad (47)$$

*Proof.* Take expectation of Eq. 43 on the parameter, then do telescoping from 0 to T, we can get,

$$\begin{aligned} \Delta &\geq \mathcal{R}^{(0,L)} - \mathbb{E}[\mathcal{R}^{(T,L)}] \\ &\geq \sum_{k=1}^K \sum_{i \in k} \sum_{t=0}^{T-1} \sum_{e=0}^{E-1} \frac{\lambda_i}{\sum_{j=1}^m \lambda_j} \left( (\eta_{(t,e)} - \frac{\beta \eta_{(t,e)}^2}{2}) \mathbb{E}[\|\nabla \mathcal{L}(\Omega_k^{(t,M,e)})\|_2^2] - \frac{\beta \eta_{(t,e)}^2}{2} \sigma^2 \right) \end{aligned} \quad (48)$$

$$(49)$$

if

$$\frac{1}{mTE} \sum_{k=1}^K \sum_{i \in k} \sum_{t=0}^{T-1} \sum_{e=0}^{E-1} \frac{\lambda_i}{\sum_{j=1}^m \lambda_j} \mathbb{E}[\|\nabla \mathcal{L}(\Omega_k^{(t,M,e)})\|_2^2] \leq \epsilon \quad (50)$$

then

$$T \geq \frac{\Delta}{mE(\epsilon(\eta - \frac{\beta \eta^2}{2}) - \frac{\beta \eta^2}{2} \sigma^2)} \quad (51)$$

and  $\eta$  must satisfy

$$\eta_{(t)} < \min\left\{ \frac{\|\omega_i^{(t)} - \Omega_k\|}{EG_i}, \frac{\epsilon}{\epsilon + \sigma^2} \frac{2}{\beta} \right\} \quad (52)$$

□

## 6 Experiments

### 6.1 Experiment setting

#### 6.1.1 Datasets and models

We use different combinations of datasets, CNN models and hyperparameters to get fair performance. For the datasets, we use Fashion-MNIST and CIFAR-10. For the training model, we use a small Convolutional Neural Network (CNN) with two convolutional layers and two fully connected layers for the non-convex case. We use SGD with learning rate 0.001 and momentum 0.9 to train the model. The batch size is 4. We use cross-entropy loss as the loss function, and accuracy to evaluate the performance.

#### 6.1.2 Non-IID setting

We use two methods to simulate the Non-IID setting. The first method is using Dirichlet distribution to generate the Non-IID datasets across the clients[4]. The hyperparameter  $\alpha$  of Dirichlet distribution is used to control the degree of Non-IID, and smaller  $\alpha$ , greater the degree of Non-IID. Figure 1 shows the Non-IID partition of the MNIST dataset across 50 clients with  $\alpha = 0.1$ . Clients have different dataset sizes and distributions of classes.

The second method is naive, which allocates every client two classes out of ten classes for the dataset MNIST, CIFAR-10 and so on. Compared to the first method, it has less classes, which means different client has more diverse features, but the dataset sizes are more similar, as shown in Figure 2.

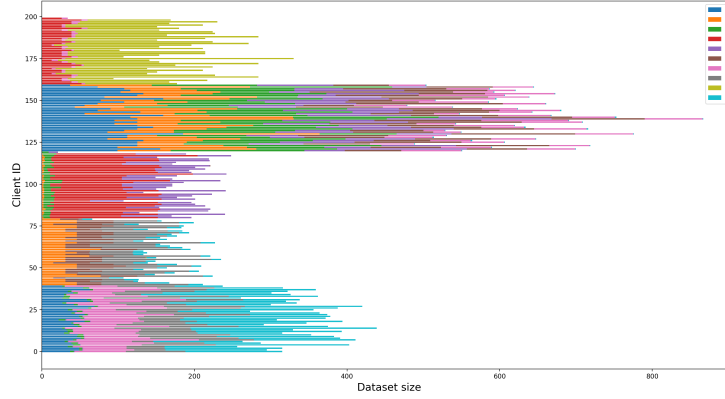


Figure 1: The Non-IID partition of the MNIST dataset across 50 clients with  $\alpha = 0.1$ . The x-axis represents the dataset size, the y-axis represents the client id, and the color labels represent different classes.

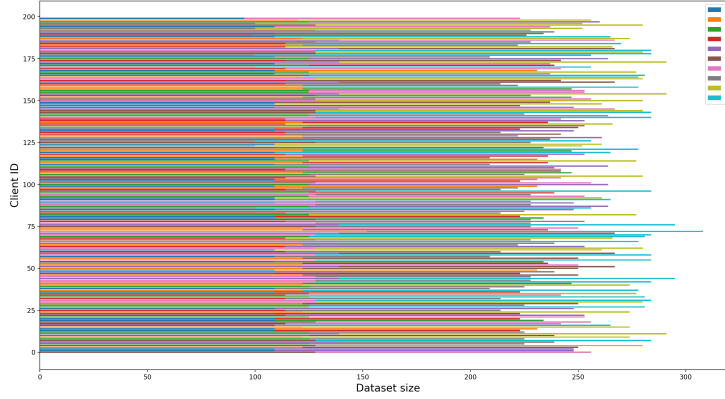


Figure 2: The Non-IID partition of the CIFAR-10 dataset across 50 clients with two classes in every client. The x-axis represents the dataset size, the y-axis represents the client id, and the color labels represent different classes.

### 6.1.3 Baselines

For the global baseline, we train datasets in a centralized server. For the local baseline, we train datasets locally in the client, but no communication to the server, which means no aggregation steps in FedAvg. We also use Ditto<sup>1</sup>[7] as

<sup>1</sup><https://github.com/litian96/ditto>

a baseline for Personalized FL. For Ditto, the hyperparameter of regularization  $\lambda$  is set to 0.95 according to the original work.

#### 6.1.4 FL and Other settings

We simulated 50 clients for the cross-device FL setting, and the local epochs is 3, and we only run totally 100 global communication rounds. For the clustering process, we use flattened parameters of the last fully-connected layer of CNN as data points, and K-Means as the clustering algorithm.

We use testset in the client to test its allocated trained model, and naive accuracy to evaluate the performance. Finally, we use dataset size-weighted accuracy to evaluate the overall performance. Overall, the code of whole project is available in github<sup>2</sup>.

## 6.2 Experiment study

### 6.2.1 Result analysis

The experiment results is show below as Table ?? . We can see MCFL outforms all baselines including Global, Local, FedAvg, and Ditto in Non-IID setting of 2 classes. It is due to that a binary classification task is obviously easier than a 10-class classification task, and sharing knowledge within clusters will outperform the isolated training (Local).

The statistical heterogeneity of CIFAR-10 is much higher than Fashion-MNIST or other MNIST dataset family. So MCFL improve more performace in CIFAR-10 than in Fashion-MNIST. With higher K, the performance of MCFL improves slightly.(maybe more K?)

Table 2: Test accuracy (%) with baselines in client-wise setting.

Baseline	Fashion-MNIST		CIFAR-10	
Global	89.87 $\pm$ 0.21		61.73 $\pm$ 0.81	
	$\alpha = 0.1$	2-class	$\alpha = 0.1$	2- class
Local	94.89 $\pm$ 0.44	97.23 $\pm$ 0.22	74.31 $\pm$ 1.66	78.73 $\pm$ 1.01
FedAvg	86.26 $\pm$ 0.09	86.17 $\pm$ 0.25	26.44 $\pm$ 1.22	26.29 $\pm$ 1.71
Ditto	<b>95.01<math>\pm</math>0.34</b>	<b>96.99<math>\pm</math>0.3</b>	60.55 $\pm$ 2.24	54.8 $\pm$ 1.05
WeighCFL( $K = 3$ )	89.52 $\pm$ 1.29	88.06 $\pm$ 0.88	39.58 $\pm$ 2.22	39.82 $\pm$ 1.57
WeighCFL( $K = 5$ )	90.88 $\pm$ 0.82	89.62 $\pm$ 1.35	52.17 $\pm$ 1.68	50.01 $\pm$ 1.45
WeighCFL( $K = 10$ )	<b>92.55<math>\pm</math>0.33</b>	<b>91.99<math>\pm</math>0.42</b>	<b>66.78<math>\pm</math>1.83</b>	<b>59.6 <math>\pm</math> 0.94</b>

### 6.2.2 Clustering study

The change of clustering results is shown below as Figure 3. No branches from one communication round to the next communication round means no change. The clustering results turn to be stable very quickly, only after 3 communication rounds. It can be explained by that the clustering method is based on partial

<sup>2</sup>[https://github.com/jie-ma-ai/FL\\_jie](https://github.com/jie-ma-ai/FL_jie)

model parameters, which reflect some of a clients' genuinely invariant attributes. This one-shot clustering has also been researched by some other works [3, 2]

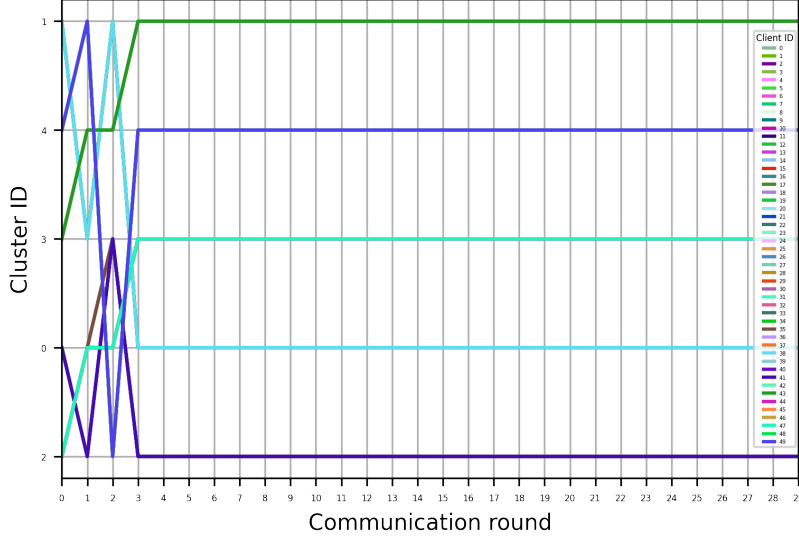


Figure 3: The change of clustering results. The x axis represents the communication round, and the y axis represents the cluster id. The different color of legend represents different clients. There are mainly 5 lines in the figure, which means 5 clusters, and every line is a mixture of thinner lines or combination of clients. If no branches from one communication to the next communication, the clustering results stand stable. We can see there are only branches before Communication round 2, then the clustering results keep stable.

## 7 Conclusion and Future Work

This work analyzes some existing CFL works and formulates a general form of CFL, the proposes an algorithm combined with FedAvg and EM to solve it. Then convergence analysis is conducted to a widely-used CFL method. The experiments also show the significant improvement of performance.

In the future, we will do more exploitation in the FL of Non-IID setting both in theoretical and experimental analysis, and use more methods to tackle the personalization problem.

## References

- [1] Pranjal Awasthi and Or Sheffet. “Improved spectral-norm bounds for clustering”. In: *Approximation, Randomization, and Combinatorial Optimization. Algorithms and Techniques*. Springer, 2012, pp. 37–49.

- [2] Don Kurian Dennis, Tian Li, and Virginia Smith. “Heterogeneity for the Win: One-Shot Federated Clustering”. In: (Mar. 2021). arXiv: 2103.00697 [cs.LG].
- [3] Avishek Ghosh et al. “An Efficient Framework for Clustered Federated Learning”. In: (June 2020). arXiv: 2006.04088 [stat.ML].
- [4] Tzu-Ming Harry Hsu, Hang Qi, and Matthew Brown. “Measuring the effects of non-identical data distribution for federated visual classification”. In: *arXiv preprint arXiv:1909.06335* (2019).
- [5] Peter Kairouz et al. “Advances and Open Problems in Federated Learning”. In: (Dec. 2019). arXiv: 1912.04977 [cs.LG].
- [6] Ahmed Khaled, Konstantin Mishchenko, and Peter Richtárik. “Tighter theory for local SGD on identical and heterogeneous data”. In: *International Conference on Artificial Intelligence and Statistics*. PMLR. 2020, pp. 4519–4529.
- [7] Tian Li et al. “Ditto: Fair and robust federated learning through personalization”. In: *International Conference on Machine Learning*. PMLR. 2021, pp. 6357–6368.
- [8] Xiang Li et al. “On the convergence of fedavg on non-iid data”. In: *arXiv preprint arXiv:1907.02189* (2019).
- [9] Yishay Mansour et al. “Three approaches for personalization with applications to federated learning”. In: *arXiv preprint arXiv:2002.10619* (2020).
- [10] Brendan McMahan et al. “Communication-efficient learning of deep networks from decentralized data”. In: *Artificial intelligence and statistics*. PMLR. 2017, pp. 1273–1282.
- [11] Felix Sattler, Klaus-Robert Müller, and Wojciech Samek. “Clustered federated learning: Model-agnostic distributed multitask optimization under privacy constraints”. In: *IEEE transactions on neural networks and learning systems* (2020).
- [12] Sebastian U Stich. “Local SGD converges fast and communicates little”. In: *arXiv preprint arXiv:1805.09767* (2018).
- [13] Alysa Ziyang Tan et al. “Towards Personalized Federated Learning”. In: (Mar. 2021). arXiv: 2103.00710 [cs.LG].
- [14] Jianyu Wang et al. “A field guide to federated optimization”. In: *arXiv preprint arXiv:2107.06917* (2021).
- [15] Ming Xie et al. “Multi-center federated learning”. In: *arXiv preprint arXiv:2108.08647* (2021).
- [16] Pengwei Xing et al. “BiG-Fed: Bilevel Optimization Enhanced Graph-Aided Federated Learning”. In: ().