

# Robust Deep Semi-Supervised Learning A Brief Introduction

Lan-Zhe Guo, Zhi Zhou, and Yu-Feng Li ✉

**Abstract**—Semi-supervised learning (SSL) is the branch of machine learning that aims to improve learning performance by leveraging unlabeled data when labels are insufficient. Recently, SSL with deep models has proven to be successful on standard benchmark tasks. However, they are still vulnerable to various robustness threats in real-world applications as these benchmarks provide perfect unlabeled data, while in realistic scenarios, unlabeled data could be corrupted. Many researchers have pointed out that after exploiting corrupted unlabeled data, SSL suffers severe performance degradation problems. Thus, there is an urgent need to develop SSL algorithms that could work robustly with corrupted unlabeled data. To fully understand robust SSL, we conduct a survey study. We first clarify a formal definition of robust SSL from the perspective of machine learning. Then, we classify the robustness threats into three categories: i) distribution corruption, i.e., unlabeled data distribution is mismatched with labeled data; ii) feature corruption, i.e., the features of unlabeled examples are adversarially attacked; and iii) label corruption, i.e., the label distribution of unlabeled data is imbalanced. Under this unified taxonomy, we provide a thorough review and discussion of recent works that focus on these issues. Finally, we propose possible promising directions within robust SSL to provide insights for future research.

**Index Terms**—Machine Learning, Deep Learning, Semi-Supervised Learning, Robust.

## 1 INTRODUCTION

MACHINE learning, particularly deep learning [1], has attained impressive performance and successful applications on various tasks, such as image classification [2], object detection [3], speech recognition [4], product recommendation [5], natural language processing [6], etc. Typically, machine learning models are learned from a training data set that contains a large number of training examples. A training example consists of two parts: a *feature* vector describing the event/object that the example corresponds to, and a *label* indicating the ground-truth output. For example, in the image classification task, the feature is pixels in the image and the label is the category that the image belongs to. Most successful machine learning techniques require ground-truth labels to be given for a large-scale training data set, such as the ImageNet data set which contains millions of labeled images for the image classification task. In many real-world applications, however, it can be challenging to attain such a number of labeled data since labeled examples are often difficult, expensive, or time-consuming to obtain [7], [8], [9], [10]. For example, in the medical image analysis task, it is impossible to expect medical experts to label lesions for all medical images. Unlabeled data, on the other hand, is usually cheap and abundant, we can collect a huge number of unlabeled medical images from the hospital. Therefore, it is desirable for machine learning models to be able to work with unlabeled data.

Semi-supervised learning (SSL) that attempts to exploit unlabeled data in addition to labeled data is an effective

learning paradigm to improve learning performance when the labeled data is insufficient. SSL research dates back to the 1990s when there was a rising need for unlabeled data to be used in real-world applications, prompting the development of this field. As far as we know, SSL spans over two important ages in machine learning: statistical learning (i.e., shallow learning) and deep learning. At the stage of statistical learning, SSL methods can be categorized into four representative learning paradigms: i) generative SSL methods [11], [12], [13], semi-supervised support vector machines (S3VM) [14], [15], [16], [17], graph-based SSL [18], [19], [20], [21], and disagreement-based SSL [22]. We refer interested readers to [23] and [7] which provide a comprehensive overview of statistical SSL methods. Since 2012, when Geoffrey Hinton's team leveraged a deep neural network AlexNet [2] to win the ImageNet challenge with a significant margin, deep learning has played a dominating role in machine learning fields. Consequently, deep SSL that introduces the superiority of deep models to the classic SSL frameworks has attracted much attention and a considerable number of deep SSL methods have been proposed. Deep SSL methods can be classified into five categories, i.e., consistency regularization methods [24], [25], [26], [27], [28], [29], [30], [31], [32], [33], pseudo-labeling methods [34], [35], [36], [37], [38], [39], [40], [41], [42], [43], [44], holistic methods of consistency regularization and pseudo-labeling [45], [46], [47], [48], [49], deep generative SSL methods [50], [51], [52], [53], [54], [55] and deep graph-based SSL methods [56], [57], [58], [59], [60]. Deep SSL methods have been successfully applied into various tasks such as image classification [49], object detection [61], semantic segmentation [62], text classification [63], question answering [64], etc. It has been reported on certain cases, such as image classification [49], deep SSL methods can achieve the performance of purely supervised learning even when a substantial portion of the labels in a given data set has been

- Lan-Zhe Guo, Zhi Zhou, and Yu-Feng Li are with the National Key Laboratory for Novel Software Technology, Nanjing University, Nanjing 210023, China.  
E-mail: {guolz, zhouz, liyf}@lamda.nju.edu.cn  
Yu-Feng Li is the corresponding author.

Manuscript received February 11 2022.

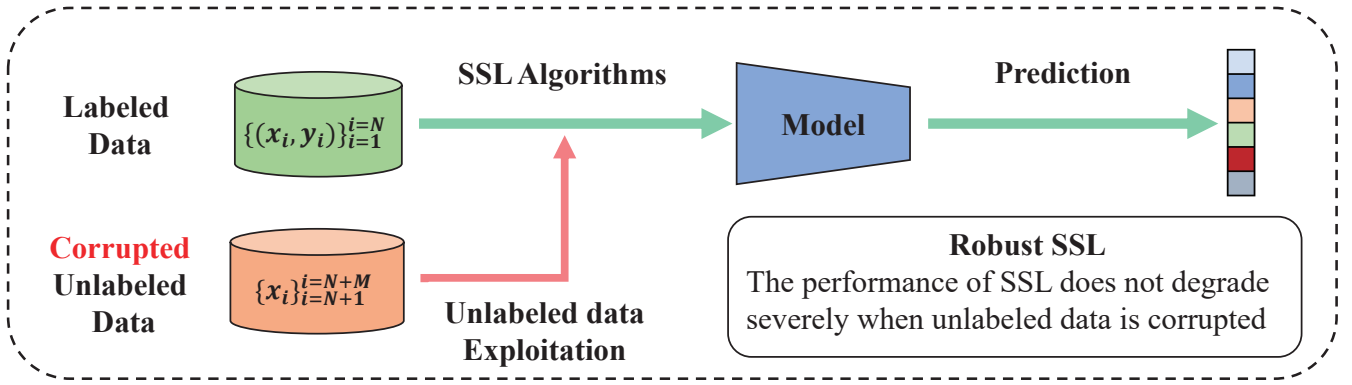


Fig. 1. The pipeline and goal of robust semi-supervised learning.

discarded.

All the above positive results are based on the condition that the unlabeled data is perfect, allowing SSL to improve performance by utilizing it. The perfection of unlabeled data lies in two aspects: First, for the relationship between labeled and unlabeled data, SSL implies that labeled and unlabeled data sets are drawn independently from the same distribution in order to improve learning performance by utilizing unlabeled data. As a result, perfect unlabeled data requires that the distribution of unlabeled data is consistent with the distribution of labeled data. Furthermore, for the unlabeled data itself, perfect unlabeled data demands that the two essential components of data, feature distribution and label distribution (which is unknown), not be corrupted. However, in real-world applications, expecting a perfect unlabeled data set is difficult, even not possible, because unlabeled data can not be manually validated otherwise it goes against the SSL's purpose of reducing human labor. Thus, it is inevitable to encounter imperfect (or corrupted) unlabeled data, such as adversarial unlabeled examples, out-of-distribution unlabeled examples, class-imbalanced unlabeled data, etc. Many researchers have been pointed out that the performance of SSL is susceptible to these corrupted unlabeled data [9], [65], [66], [67], [68], [69], [70], [71]. For example, when unlabeled data set contains out-of-distribution examples, SSL algorithms suffer performance degradation problem [66], [67]; when unlabeled examples are adversarially attacked, the SSL model could make any wrong predictions [63], [71], [72]; when unlabeled data set is class imbalanced, SSL could perform badly on minority classes [69], and so forth.

To apply SSL techniques to wider applications, there is an urgent need to study robust SSL methods, i.e., guarantee that SSL algorithms do not suffer severe performance degradation when unlabeled data is corrupted, as illustrated in Figure 1. As we discussed above, there are typically three types of unlabeled data corruption. The first is **distribution corruption**, i.e., the unlabeled data has a different distribution from labeled data. Such a situation occurs in various tasks. For example, in image classification, unlabeled images that are collected from the Internet usually contain out-of-distribution images [66]. The second type is **feature corruption**, i.e.,

the feature of unlabeled examples is maliciously perturbed with noise. Consider the image classification task again, it is easy to inject adversarial feature noise into unlabeled images [72], [73]. The third type is **label corruption**, i.e., the label distribution (which is unknown) of unlabeled data is highly skewed. Such a situation occurs naturally. For example, in image classification, the frequency distribution of visual categories in our daily life is long-tailed [74], with a few common labels and many more rare labels. The overall taxonomy of robustness threats in SSL is shown in Figure 2.

Robust SSL is an umbrella term covering a variety of studies that attempt to construct robust predictive models by learning with labeled data and corrupted unlabeled data. In this article, we will discuss some progress in this line of research, focusing on learning with distribution corrupted, feature corrupted, and label corrupted unlabeled data. In order to explain robust SSL clearly and concretely, we focus on deep SSL methods. To the best of our knowledge, we are the first to give a survey on robust deep SSL. There are some surveys about shallow SSL [7], [23] and deep SSL algorithms [75], but they did not include the robust SSL studies. Li and Liang [76] provided a survey on safe SSL, but they mainly focused on statistical (i.e., shallow) SSL methods. Our major contributions can be summarized as follows.

- We target the critical yet overlooked robust SSL problem. From the perspective of machine learning, we give the formal definition of robust SSL. The definition is not only general enough to include the existing robust SSL methods but also specific enough to clarify what the goal of robust SSL is.
- We point out that unlabeled data corruption is the robustness threat to SSL and provide a complete taxonomy of unlabeled data corruption types, i.e., distribution corruption, feature corruption, and label corruption. We give formal definitions and standardized descriptions of each problem. This helps other researchers understand robust SSL clearly.
- For each type of robustness threat, we give a thorough review of recent works to construct robust SSL models. Their relationships, pros, and cons are also discussed. One can quickly grasp the frontier ideas of robust SSL.

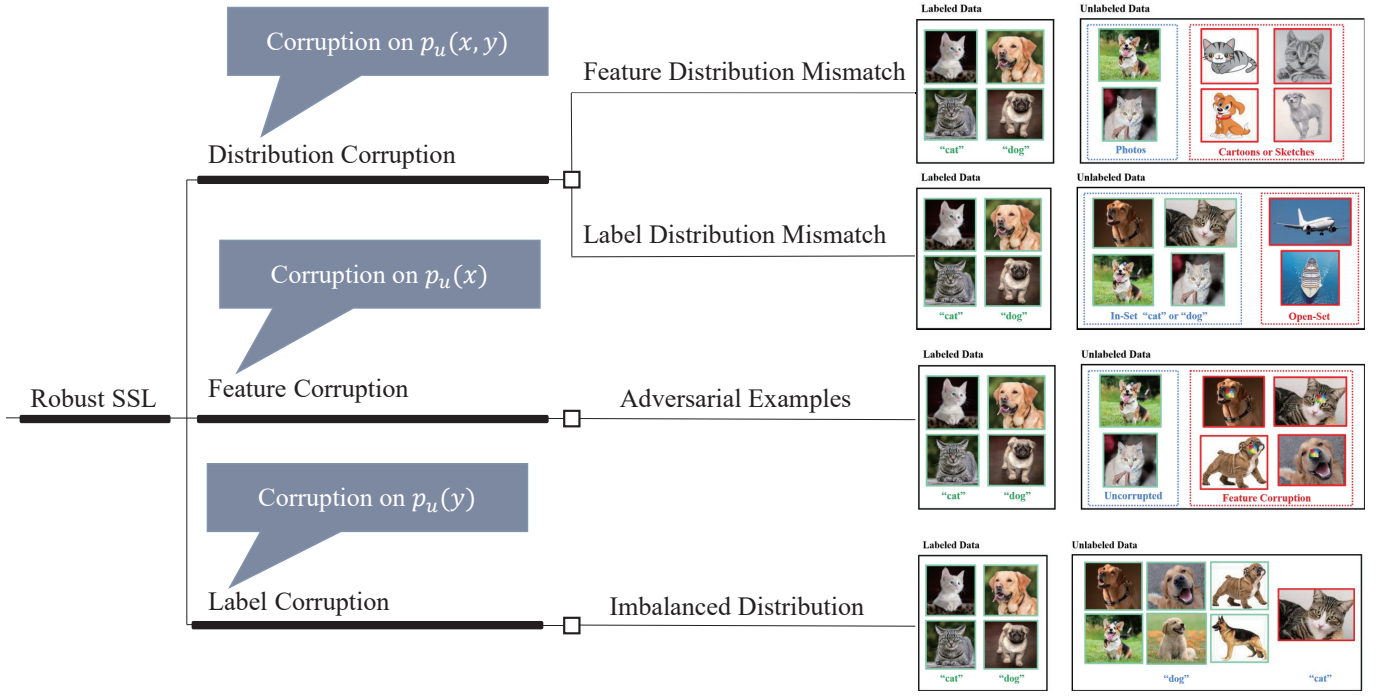


Fig. 2. Taxonomy of robustness threats in semi-supervised learning.

- Beyond existing robust SSL studies, we propose several promising future directions, such as robust to general data types, robust to compound weakly supervised data, robust SSL with domain knowledge, learning in dynamic environments, and building up realistic data sets. We hope they can provide some insights into the robust SSL study.

This article is organized as follows. In section 2, we introduce the background of SSL, including the notations used in this paper, the formal definition of robust SSL and related learning problems. From Section 3 to Section 5, we introduce the primary types of data corruption that occur in SSL settings, which are distribution corruption in Section 3 includes feature distribution mismatch in Section 3.1 and label distribution mismatch in Section 3.2, feature corruption in Section 4, label corruption in Section 6. In each section, we provide a formal definition of each problem, give realistic examples, and discuss recent progress. In Section 6, we discuss the challenges and open problems in robust SSL. Finally, in Section 7, we conclude this paper.

## 2 OVERVIEW

In this section, we first provide the notation and terminology used throughout this paper in Section 2.1. A formal definition of the robust SSL problem is given in Section 2.2. As the robust SSL studies relate to many machine learning problems, we discuss their relatedness and differences in Section 2.3.

### 2.1 Notation and Terminology

Let  $\mathbf{x} \in \mathcal{X} \subseteq \mathbb{R}^d$  be the feature vector and  $\mathbf{y} \in \mathcal{Y} = \{0, 1\}^K$  be the label, where  $d$  represents the feature dimension and  $K$  represents the class space dimension. Consider a learning task  $T$ : SSL deal with a data set  $\mathcal{D} = \{\mathcal{D}_{tr}, \mathcal{D}_{te}\}$

consisting of training set  $\mathcal{D}_{tr} = \{\mathcal{D}_l, \mathcal{D}_u\}$  and test set  $\mathcal{D}_{te} = \{\mathbf{x}_{te}\}$ . The training set  $\mathcal{D}_{tr}$  includes  $N$  labeled examples  $\mathcal{D}_l = \{(\mathbf{x}_1, \mathbf{y}_1), (\mathbf{x}_2, \mathbf{y}_2), \dots, (\mathbf{x}_N, \mathbf{y}_N)\}$  and  $M$  unlabeled examples  $\mathcal{D}_u = \{\mathbf{x}_{N+1}, \dots, \mathbf{x}_{N+M}\}$ . Usually,  $M \gg N$ . The labeled data set  $\mathcal{D}_l$  and unlabeled data set  $\mathcal{D}_u$  are independently drawn from distributions  $p_l(\mathbf{x}, \mathbf{y})$  and  $p_u(\mathbf{x}, \mathbf{y})$ . The test data set  $\mathcal{D}_{te}$  is independently drawn from the distribution  $p_{te}(\mathbf{x}, \mathbf{y})$ . The objective of SSL is to learn a predictive model  $f(\mathbf{x}; \theta) : \mathcal{X} \rightarrow \mathcal{Y}$  from  $\mathbf{x}$  to  $\mathbf{y}$ , which can assign correct labels for examples in  $\mathcal{D}_{te}$ , by fitting  $\mathcal{D}_l$  and  $\mathcal{D}_u$ , where  $\theta \in \Theta$  is the model parameter.

Mathematically, SSL aims to optimize the following training objective that includes supervised loss  $\mathcal{L}_s$  and unsupervised loss  $\mathcal{L}_u$  with a trade-off parameter  $\lambda_u > 0$ :  $\mathcal{L}_s + \lambda_u \mathcal{L}_u$ , where  $\mathcal{L}_s$  is constructed on  $\mathcal{D}_l$  and  $\mathcal{L}_u$  is constructed on  $\mathcal{D}_u$ . Typically,  $\mathcal{L}_s$  applies the standard cross-entropy loss on labeled examples:

$$\begin{aligned} \mathcal{L}_s &= \frac{1}{N} \sum_{i=1}^N H(\mathbf{y}_i, f(\mathbf{y}|\mathbf{x}_i; \theta)) \\ &= \frac{1}{N} \sum_{i=1}^N \sum_{k=1}^K -y_{i,k} \log \left( \frac{\exp(f(\mathbf{y} = k|\mathbf{x}_i; \theta))}{\sum_{j=1}^K \exp(f(\mathbf{y} = j|\mathbf{x}_i; \theta))} \right) \end{aligned} \quad (1)$$

where  $f(\mathbf{y}|\mathbf{x}; \theta) \in [0, 1]^K$  is the predicted probabilities produced by the model  $f$  with parameter  $\theta$  for the input  $\mathbf{x}$ , and  $H(\cdot, \cdot)$  is the cross-entropy function.

Different constructions of the unsupervised loss  $\mathcal{L}_u$  lead to different SSL methods. Typically, there are two ways of constructing  $\mathcal{L}_u$ : one is to use pseudo-labels to formulate a "supervised loss" such as the cross-entropy loss (e.g., FixMatch [49]), and the other one is to optimize a regularization that does not depend on labels, such as consistency

regularization (e.g., UDA [77]). Interested readers can refer to [75] for a full description.

## 2.2 Problem Definition

As SSL is a sub-area of machine learning, before giving the definition of robust SSL, let us recall how machine learning is defined in the literature.

**Definition 1. (Machine Learning [78], [79]).** A computer program is said to learn from experience  $E$  with respect to some classes of task  $T$  and performance  $P$  if its performance can improve with  $E$  on  $T$  measured by  $P$ .

The above definition shows that a machine learning problem is defined by three key components:  $E$ ,  $T$  and  $P$ . For example, consider an image classification task ( $T$ , e.g., classifying between dogs and cats) [1], machine learning programs can improve its classification accuracy ( $P$ ) via training with a number of images ( $E$ , e.g., the ImageNet data set).

Typical machine learning applications require a lot of training examples with labels. However, as mentioned in the introduction, this may be difficult or even impossible. SSL is a special case of machine learning, which targets obtaining better learning performance by exploiting unlabeled data when labels are insufficient. Formally, we define SSL in Definition 2.

**Definition 2. (Semi-Supervised Learning (SSL)).** SSL is a type of machine learning problem (specified by  $E$ ,  $T$  and  $P$ ), where  $E$  contains a small labeled data set  $D_l$  and a large unlabeled data set  $D_u$  for the task  $T$ .

For example, in the medical image analysis task ( $T$ ), labeling medical data requires domain expertise. It is impossible to annotate every medical image individually, leading to a small labeled data set and a large unlabeled data set ( $E$ ). The goal of SSL is to train a model that has high lesion recognition precision ( $P$ ).

The expectation of SSL is to obtain better performance by utilizing more unlabeled data than simple supervised learning using only labeled data. To improve learning performance with the leverage of unlabeled data, certain assumptions about the unlabeled data must be made, such as that the distribution between labeled and unlabeled data sets is the same; the feature distribution and label distribution of unlabeled data are not corrupted. However, as we discussed in the introduction, in realistic scenarios, unlabeled data could be corrupted, and SSL is vulnerable to these corruptions. Therefore, robust SSL, which aims to build predictive models while ensuring that performance does not suffer significantly when the unlabeled data is corrupted, has gotten a lot of attention. We give the definition of robust SSL as follows.

**Definition 3. (Robust SSL).** Robust SSL requires that  $P$  of SSL model on task  $T$  does not degrade severely when the unlabeled data in  $E$  is corrupted. Formally, for an SSL algorithm  $A$ , we say  $A$  achieves robustness if its performance does not degrade significantly when unlabeled data is corrupted, i.e.,

$$|P(A(D_l, \text{corrupted}(D_u))) - P(A(D_l, D_u))| \leq \epsilon$$

where  $\epsilon$  is a small value. Furthermore,  $\epsilon$  must satisfy that  $\epsilon < |P(A(D_l, D_u)) - P(A(D_l))|$ .

The constrain  $\epsilon < |P(A(D_l, D_u)) - P(A(D_l))|$  reveals that the performance  $P$  of the robust SSL model should always be better than the simple supervised learning using only labeled data. Otherwise, it goes against the expectation of SSL.

To help understand this definition better, we present three classical scenarios of robust SSL:

- **Image classification:** In the image classification task, unlabeled images are usually collected from the Internet according to keywords. It frequently contains out-of-distribution images that are unrelated to the learning task, i.e., the distribution of unlabeled data mismatches the distribution of labeled data [66]. Therefore, an important task ( $T$ ) is to robustly train predictive models with distribution corrupted data ( $E$ ), and the trained models can be evaluated via test accuracy ( $P$ ).
- **Sentiment analysis:** In the social network sentiment analysis task ( $T$ , e.g., Twitter sentiment analysis [80]), unlabeled data arrives every day, and it is evident that the distribution varies over time. As a result, it's critical to train a model that is robust to distribution corrupted data ( $E$ ) and achieves high classification accuracy ( $P$ ) on the test data.
- **Species recognition:** Species in the world are naturally imbalanced as certain species are considerably more likely to be observed than others. It is crucial to successfully train SSL models with label distribution imbalanced training data ( $E$ ) for the species recognition task ( $T$ ), which attempts to recognize all interesting species and evaluates the trained model using recognition precision and recall ( $P$ ).

## 2.3 Related Learning Problems

In this section, we provide a brief introduction to the relevant learning problems of robust SSL. The relatedness and difference with respect to robust SSL are clarified.

- **Transfer learning [81] and domain adaptation [82]** learn the predictive model  $f$  from experience  $E$  consisting of source domain data and target domain data. Similar to robust SSL,  $E$  also contains unlabeled data (mainly in the target domain), and the training data comes from different distributions. However, transfer learning and domain adaptation assume that the labeled distribution from source domain is different from the test distribution, i.e.,  $p_l(\mathbf{x}, \mathbf{y}) \neq p_{te}(\mathbf{x}, \mathbf{y})$ , while SSL assumes that the labeled distribution is the same as the test distribution, i.e.,  $p_l(\mathbf{x}, \mathbf{y}) = p_{te}(\mathbf{x}, \mathbf{y})$ . Moreover, transfer learning and domain adaptation typically assume that there is a large amount of labeled data from the source domain, while in SSL, labeled data is quite limited.
- **Outlier detection methods [83]** learn the predictive model  $f$  from experience  $E$  and ensure that  $f$  can recognize outliers to achieve high performance  $P$  when out-of-distribution examples occur during the testing process. Similar to robust SSL, they aim to construct a model  $f$  that is robust to out-of-distribution examples. Robust



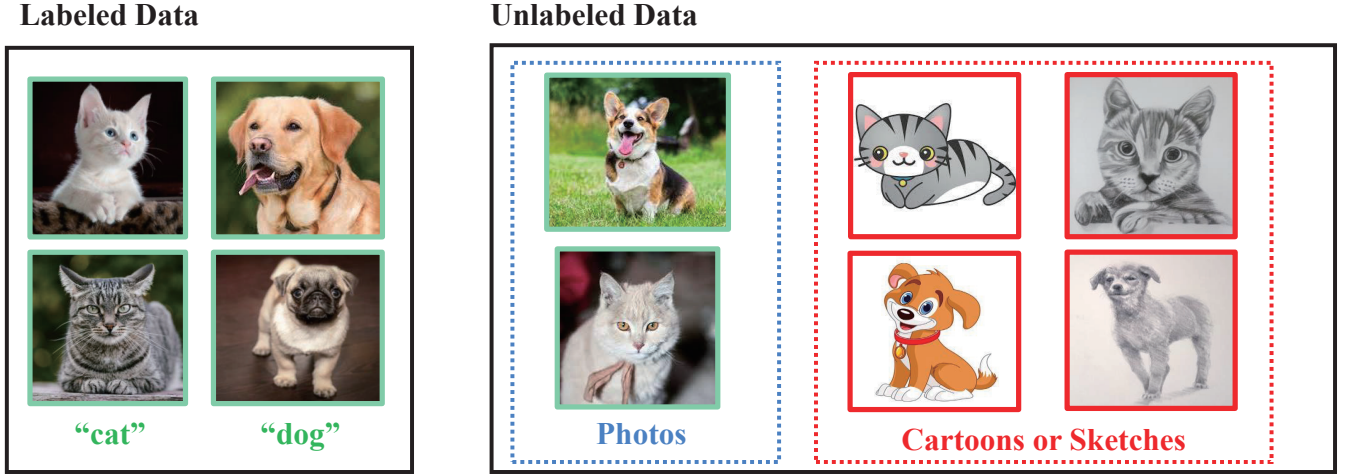


Fig. 3. An illustration of feature distribution mismatch between labeled and unlabeled data set.

SSL is different from outlier detection in two aspects. First, the number of labeled examples is limited in SSL, while outlier detection methods use many labeled in-distribution examples. Second, robust SSL deals with unlabeled data that has both in-distribution and out-of-distribution examples, while outlier detection methods assume that training data contains only in-distribution examples and out-of-distribution examples occur in the test set.

- Adversarial robust learning [51] learns the predictive model  $f$  from experience  $E$  consisting of labeled data. Similar to robust SSL, adversarial robust learning aims to construct learning models that are robust to adversarial examples (i.e., feature corruption). Different from SSL, they mainly assume that all training data is labeled. There are some researchers who propose to exploit unlabeled data to improve the adversarial robustness [84], [85]. However, they assume that unlabeled data is not adversarially attacked, despite the fact that SSL could contain unlabeled adversarial examples.
- Class-imbalanced learning [86] learns the predictive model  $f$  from experience  $E$  where the class distribution is imbalanced (i.e., label corruption). Similar to robust SSL, class-imbalanced learning aims to learn models that perform well across all classes when the label distribution is corrupted. Different from SSL, class-imbalanced learning assumes that all training data are given with ground-truth labels, which is difficult to satisfy in some real tasks.

### 3 DISTRIBUTION CORRUPTION

SSL typically assumes that all the labeled and unlabeled examples are sampled i.i.d from the same underlying data distribution. However, in real-world applications, it is common to find that the unlabeled data distribution differs from the labeled distribution. We first give the formal definition of distribution corruption in SSL as follows.

**Definition 4. (Distribution Corruption in SSL).** Denote the distribution of labeled and unlabeled data as  $p_l(\mathbf{x}, \mathbf{y})$  and

$p_u(\mathbf{x}, \mathbf{y})$ , respectively. Distribution corruption in SSL indicates that  $p_l(\mathbf{x}, \mathbf{y}) \neq p_u(\mathbf{x}, \mathbf{y})$ .

The two most important cases of distribution corruption are feature distribution mismatch and label distribution mismatch. In the following, we go through these two subjects in further depth.

#### 3.1 Feature Distribution Mismatch

Feature distribution mismatch is the most basic form of distribution mismatch that occurs when the data is generated according to a model  $p(\mathbf{y}|\mathbf{x})p(\mathbf{x})$  and where the distribution  $p(\mathbf{x})$  changes between labeled and unlabeled data set. Formally, the feature distribution mismatch in SSL can be defined as:

**Definition 5. (Feature Distribution Mismatch in SSL).** The feature distributions of labeled and unlabeled data are denoted as  $p_l(\mathbf{x})$ ,  $p_u(\mathbf{x})$ , respectively. In SSL, feature distribution mismatch indicates that  $p_l(\mathbf{x}) \neq p_u(\mathbf{x})$ .

We give an illustration of the feature distribution mismatch in Figure 3 to help understand the problem. For the “cat v.s. dog” image classification task. Although both the labeled data and the unlabeled data are images of cats and dogs, their feature distributions are mismatched as the examples in the labeled data set are all photos taken in the real world, while the examples in the unlabeled data set contain some cartoons or sketches.

Feature distribution mismatch is quite common in real-world applications, as when we try to collect a large amount of unlabeled data to improve the learning performance, the feature distribution of the newly obtained unlabeled data could be heavily influenced by when, where, and how we collect them. For example, in practical human-centered scenarios, only a few subjects’ labeled data can be collected, while unlabeled data is usually collected from the target users. Data collected from different subjects are distributed variously since people have diverse behavior patterns and biological phenomena [68], [87]. In drug discovery applications, some attributes, such as the side effects of the drug or

the overall effect of the drug [88], can take years to obtain. As a result, the labeled data are often measurements of drugs with known attributes, while the unlabeled data are usually with unknown attributes. Other applications, such as credit scoring [89], spam filtering and brain-computer interfacing [90], and gene expression profiling of microarray data [91], also encountered the feature distribution mismatch problem frequently.

The major techniques for the feature distribution mismatch problem are *feature adaptation* [68], [92] and *semi-supervised out-of-distribution detection* [93].

Feature adaptation treats labeled data as the target domain and unlabeled data as the source domain. It then applies domain adaptation techniques to learn new representations for all training examples in order to eliminate the feature distribution mismatch between labeled and unlabeled data. The representative algorithms are reviewed as follows.

- Chen et al. [68] proposed an encoder-decoder based representation learning model. Specifically, they adopt an representation learning model  $G$  which aims at learning features  $z$  and making the learned labeled feature distribution  $\mathcal{L}(z) = \{G(\mathbf{x})|\mathbf{x} \sim p_l(\mathbf{x})\}$  and unlabeled feature distribution  $\mathcal{U}(z) = \{G(\mathbf{x})|\mathbf{x} \sim p_u(\mathbf{x})\}$  similar. To achieve this, they minimize the Jensen-Shannon Divergence of  $\mathcal{L}(z)$  and  $\mathcal{U}(z)$ , the objective is defined as:

$$\begin{aligned} \min_G \quad & \text{JSD}(\mathcal{L}(z) \parallel \mathcal{U}(z)) \\ \text{s.t.} \quad & \mathcal{L}(z) = \{G(\mathbf{x})|\mathbf{x} \sim p_l(\mathbf{x})\} \\ & \mathcal{U}(z) = \{G(\mathbf{x})|\mathbf{x} \sim p_u(\mathbf{x})\} \end{aligned} \quad (2)$$

where  $\text{JSD}(\cdot \parallel \cdot)$  is the Jensen-Shannon Divergence.

They applied the model to people-centric sensing tasks since human-generated data inherently suffers from distribution shifts due to diverse biological conditions and behavioral patterns. The proposed method performs well on a wide range of people-centric sensing tasks such as intention identification, activity recognition, gesture recognition, and so on.

- Huang et al. [92] adopted an adversarial feature adaptation strategy [94]. They train an adversarial discriminator  $D$  to distinguish whether an example is from the labeled distribution or unlabeled distribution, and a feature extractor  $G$  to generate new features for labeled and unlabeled data in order to deceive  $D$ . The adversarial process is formulated as the following max-min objective:

$$\max_G \min_D \quad -\mathbb{E}_{\mathbf{x} \sim p_l(\mathbf{x})} [\log(1 - D(G(\mathbf{x})))] - \mathbb{E}_{\mathbf{x} \sim p_u(\mathbf{x})} [\log D(G(\mathbf{x}))] \quad (3)$$

Semi-supervised out-of-distribution detection tries to provide SSL methods that can classify examples derived from the same labeled data distribution while simultaneously detecting out-of-distribution examples drawn from an unknown distribution. Two main challenges of semi-supervised out-of-distribution detection compared with supervised out-of-distribution detection settings are i) the lack of labeled in-distribution data and ii) out-of-distribution examples could occur in the unlabeled training data. The following is a

review of recent work aimed at developing semi-supervised out-of-distribution detection methods.

- Zhou et al. [93] found that one reason supervised out-of-distribution detection methods fail in semi-supervised settings is that the Mahalanobis distance, which is a widely adopted distance measure in supervised out-of-distribution detection, is no longer suitable in semi-supervised settings. Because the necessary covariance matrix for calculating Mahalanobis distance is hard to estimate accurately with limited labeled in-distribution examples. To alleviate this issue, they proposed an detection specific metric learning approach, called STEP(STructure-keEP), which aims to learn a feature extractor  $G$  to generate new feature space where the local topological structures is maintained as the original feature space and out-of-distribution examples can be separated well. The objective can be formulated as:

$$\begin{aligned} \max_G \quad & \sum_{\mathbf{x}_i, \mathbf{x}_j \in \mathcal{D}_l \cup \mathcal{D}_u} \|G(\mathbf{x}_i) - G(\mathbf{x}_j)\|_2 \\ \text{s.t.} \quad & \|G(\mathbf{x}_i) - G(\mathbf{x}_n)\|_2 = \mathcal{M}(\mathbf{x}_i, \mathbf{x}_n), \\ & \text{if } \mathbf{x}_n \in \mathcal{B}_k(\mathbf{x}_i) \end{aligned} \quad (4)$$

where  $\mathcal{M}(\mathbf{x}_i, \mathbf{x}_j)$  is the Mahalanobis distance between  $\mathbf{x}_i$  and  $\mathbf{x}_j$  in the original feature space and  $\mathcal{B}_k(\mathbf{x}_i)$  is the set of  $k$  nearest neighbours of  $\mathbf{x}_i$ .

The advantage of the objective is that the learned representation can maintain the same local topological structure as the original space while the distance between examples not directly topologically connected will increase. Then, out-of-distribution examples can be detected by calculating distance in the new learned feature space.

**Discussion.** Feature adaptation is an effective way to solve the feature distribution mismatch problem, which aims to adapt the features of unlabeled data to a new feature space that matches labeled data distribution. The positives of the feature adaptation technique are that it effectively eliminates the feature difference between labeled and unlabeled data, but the cons are that it considers feature adaptation in an unsupervised manner and ignores task-related label information. It is possible to further improve performance by exploiting the labeled data. In addition, it is noteworthy that there are some relationships in nature between the above two feature adaptation methods, because optimizing the min-max objective can be transformed into minimizing the Jensen-Shannon divergence [51]. Semi-supervised out-of-distribution detection methods aim to make the model have the ability to detect out-of-distribution examples in the presence of limited labeled in-distribution examples. Compared with feature adaptation methods, the advantage is that they can not only detect out-of-distribution examples in the training data but also deal with out-of-distribution examples that occur in the testing process. The disadvantage is that these methods fail when there are too many out-of-distribution examples in the unlabeled training data.

### 3.2 Label Distribution Mismatch

SSL typically assumes that the label distribution of labeled and unlabeled data is the same. However, in real-world

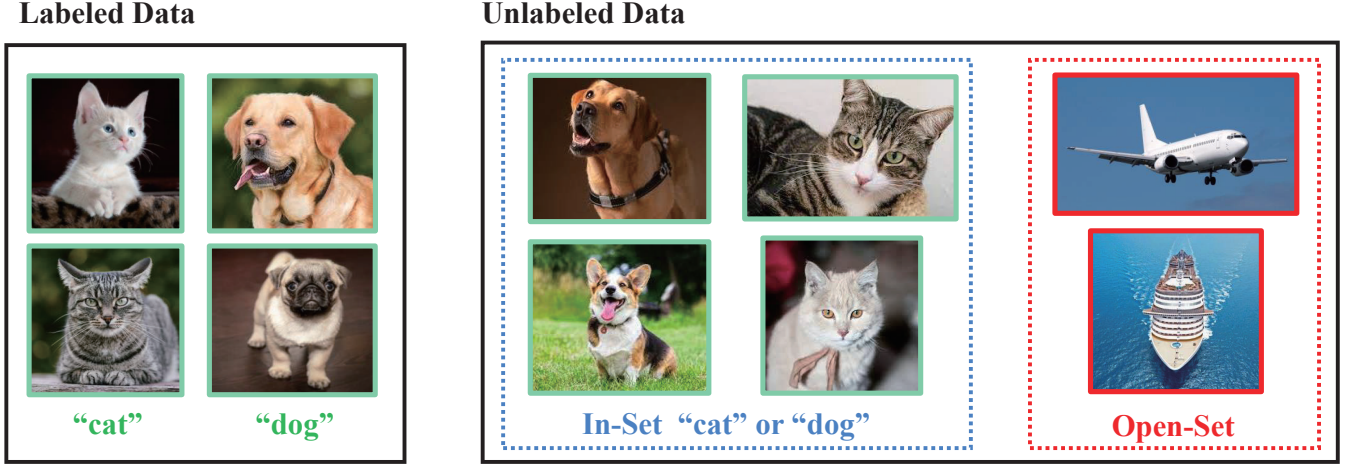


Fig. 4. An illustration of label distribution mismatch between labeled and unlabeled data set.

applications, as pointed out by many SSL researchers [9], [66], [67], the class space between labeled data and unlabeled data could be different, resulting in different label distributions in labeled and unlabeled data. The formal definition of label distribution mismatch in SSL is given as follows.

**Definition 6. (Label Distribution Mismatch in SSL).** The label distributions of labeled and unlabeled data are denoted as  $p_l(\mathbf{y})$ ,  $p_u(\mathbf{y})$ , respectively. In SSL, label distribution mismatch indicates that  $p_l(\mathbf{y}) \neq p_u(\mathbf{y})$ .

The class space mismatch is the most common and problematic case of label distribution mismatch in SSL, and it can be defined as:

**Definition 7. (Class Space Mismatch in SSL).** Let  $C_l$  and  $C_u$  be the class sets that contain the classes in labeled data and unlabeled data, respectively. The class space mismatch in SSL indicates that  $C_l \neq C_u$ .

**Remark 1.** It is noteworthy that in most SSL studies that focus on label distribution mismatch, they focus on the case where  $C_l \subset C_u$ , i.e., unlabeled data contains classes that are not seen in labeled data (also called open-set examples or out-of-class examples). This is because in real-world tasks, unlabeled data is much easier to collect than labeled data, and the collection process of unlabeled data has less human verification. Thus, it is more likely for unlabeled data to have more categories than labeled data.

We provide an illustration of the label distribution mismatch in Figure 4 to help understand the problem. Take the “cat v.s. dog” image classification task as an example again, the labeled data set contains all cat images or dog images, while the unlabeled data could contain “plane” or “ship” images that are not seen in the labeled data and are irrelevant to the learning task.

Similar to feature distribution mismatch, label distribution mismatch also commonly occurs in many practical applications. For example, in the web page classification task [95], unlabeled web pages crawled from the Internet according to keywords usually contain many categories that have not been seen before; in the medical diagnosis task [96], unlabeled medical images often contain different foci from the

diseases to be diagnosed; in the image classification task [66], unlabeled images crawled from inter/social networking sites according to keywords usually contain broader category concepts than labeled data.

Since 2018, when Oliver et al. [9] pointed out that SSL is not robust to open-set unlabeled examples, the class space mismatch problem in SSL has attracted a lot of attention. The major techniques to deal with the class space mismatch problem are *example re-weighting* and *open-set detection score*.

Different from traditional SSL methods that treat all unlabeled examples equally, examples re-weighting methods aim to exploit unlabeled data selectively and assign lower weight to open-set unlabeled examples in order to decrease their negative impact on the training process.

- Guo et al. [66] adopted a meta-learning based unlabeled data re-weighting mechanism. They proposed a weight function  $w(\mathbf{x})$  that predict weight for all unlabeled examples  $\mathbf{x}$ . The optimization of  $w(\mathbf{x})$  is formulated as a bi-level optimization objective. Specifically, on the inner level, they optimize the SSL model parameter  $\theta$  by minimizing the supervised training loss on labeled data and the weighted unsupervised loss on unlabeled data:

$$\theta = \arg \min_{\theta \in \Theta} \sum_{i=1}^N \mathcal{L}_s(f(\mathbf{x}_i; \theta), \mathbf{y}_i) + \sum_{i=N+1}^{N+M} w(\mathbf{x}_i) \mathcal{L}_u(f(\mathbf{x}_i; \theta)) \quad (5)$$

where  $\mathcal{L}_s$  is the supervised loss function, such as the cross-entropy loss, and  $\mathcal{L}_u$  is the unsupervised loss function which varies in different SSL algorithms. For example, in the FixMatch algorithm,  $\mathcal{L}_u$  is the cross-entropy loss between strong augmented examples and pseudo-label of weakly augmented examples.

On the outer level, they optimize the weight function  $w(\cdot)$  according to the model performance on labeled data, i.e.,

$$w = \underset{w}{\operatorname{argmin}} \sum_{i=1}^N \mathcal{L}_s(f(\mathbf{x}_i; \theta), \mathbf{y}_i) \quad (6)$$

The overall objective of the framework can be formulated as the following bi-level optimization problem:

$$\begin{aligned} \min_w \quad & \sum_{i=1}^N \mathcal{L}_s(f(\mathbf{x}_i; \theta), \mathbf{y}_i) \\ \text{s.t.} \quad & \theta = \arg \min_{\theta \in \Theta} \sum_{i=1}^N \mathcal{L}_s(f(\mathbf{x}_i; \theta), \mathbf{y}_i) \\ & + \sum_{i=N+1}^{N+M} w(\mathbf{x}_i) \mathcal{L}_u(f(\mathbf{x}_i; \theta)) \end{aligned} \quad (7)$$

The basic idea behind the bi-level optimization objective is that the model  $f$  trained with a better weight should achieve better performance on labeled data.

The bi-level objective is also adopted in other robust SSL methods, such as [97], [98], [99]. Ren et al. [97] proposed to optimize the outer-level objective via the influence function [100], a measure of a model's dependency on one training example, and proposed an effective approximation of the influence function. Zhao et al. [98] proposed to cluster unlabeled examples first and then assign a weight to each cluster, instead of assigning weights to every unlabeled example, thus reducing the computational complexity of bi-level optimization. Killamsetty et al. [99] proposed to solve the bi-level objective via a stochastic-greedy algorithm [101]. The main difference between these methods is the optimization methods for the bi-level objective. There is also some research specifically focused on the bi-level optimization problem. See the survey of bi-level optimization algorithms [102] for a full description. The development of bi-level optimization can facilitate the research of robust SSL.

- Pen et al. [103] proposed to assign weights to unlabeled examples based on their distance to the known classes. Specifically, they run a 1-Nearest-Neighbour (1NN) algorithm with the labeled data being the training set, and compute the 1NN Euclidean distance  $d_i$  for each unlabeled example  $\mathbf{x}_i$ . Then, they transform the distance  $d_i$  into weight according to the following transformation:

$$w(\mathbf{x}_i) = \frac{1}{\exp(\beta d_i)} \quad (8)$$

where  $\beta$  is a hyper-parameter that controls how quickly the weight approaches zero as the distance increases.

The main idea behind the distance-based re-weighting method is that the distance of open-set examples to known classes should be far away than in-set examples. However, the performance of these methods relies on the representation quality of examples since the distance is computed on the learned representation.

Open-set detection score methods aim to design a scoring mechanism and compute an open-set score  $Score(\mathbf{x})$  for each unlabeled example  $\mathbf{x}$ . The higher  $Score(\mathbf{x})$ , the more likely  $\mathbf{x}$  be an open-set example. Then, open-set examples can be filtered out by comparing  $Score(\mathbf{x})$  with a predefined threshold  $t$ . If the score is higher than the threshold, the example is discarded; otherwise, the example is retained.

- Chen et al. [67] proposed an open-set example detection score based on the ensemble of model predictions. They observed that deep neural networks tend to predict inconsistent results for open-set unlabeled examples during the training iterations. Thus, the basic idea is that if an unlabeled example is not consistently assigned to a class in the training process, it is likely to fall out of the label space. Formally, they derive the ensemble prediction  $\mathbf{q}_t$  at the  $t$ -th epoch by aggregating all the historic networks  $\{f(\mathbf{y}|\mathbf{x}; \theta_j)\}_{j=0}^t$ . Given an unlabeled example  $\mathbf{x}_i$ , the ensemble prediction  $\mathbf{q}_t(\mathbf{x}_i)$  is derived by averaging over all the preceding network predictions:

$$\mathbf{q}_t(\mathbf{x}_i) = \frac{1}{t} \sum_{j=0}^{t-1} f(\mathbf{y}|\mathbf{x}_i; \theta_j) \quad (9)$$

where  $f(\mathbf{y}|\mathbf{x}_i; \theta_j) \in \mathbb{R}^K$  is the prediction probability for the example  $\mathbf{x}_i$ .

$q_t(\mathbf{x}_i)$  reflects the agreement among the historic networks in a frequentist perspective [104], its maximal class probability indicates the best consensus that an example is assigned to a specific class. Accordingly, the open-set detection score can be defined as follows:

$$Score(\mathbf{x}_i) = -\max(\mathbf{q}_t(\mathbf{x}_i)) \quad (10)$$

where  $\max(\mathbf{q}_t(\mathbf{x}_i))$  is higher, the more probably  $\mathbf{x}_i$  is an in-set example.

- Yu et al. [105] proposed to learn the open-set detection score via noisy label optimization. Specifically, they construct a binary classification training data set by assigning an initial open-set score 0 to the labeled examples and 1 to the unlabeled examples. Then, a model  $s(\cdot)$  is trained to predict the open-set detection score based on the constructed training data. The open-set detection score is predicted as:

$$Score(\mathbf{x}_i) = s(\mathbf{x}_i) \quad (11)$$

where  $s(\cdot)$  is a binary classification model.

However, the open-set score for all unlabeled examples is initialized to 1 leading to a noisy label problem due to the existence of in-set unlabeled examples. To alleviate this issue, they adopted the noisy label learning technique [106] to optimize the score prediction model by updating the open-set score in the direction of decreasing the cross-entropy training loss.

- Saito et al. [70] defined the open-set detection score by adopting the one-vs-all (OVA) classifier [107]. The OVA classifier aims to learn a binary classification model  $D^j$  between in-class examples and out-class examples for each class  $j$ .  $D^j$  is trained such that the data from class  $j$  is treated as positives and the data from all the other classes is treated as negatives. Let  $\hat{\mathbf{y}}_i = \arg \max f(\mathbf{x}_i; \theta)$  be the pseudo-label predicted by SSL model  $f$ , the open-set detection score for example  $\mathbf{x}_i$  is defined as:

$$Score(\mathbf{x}_i) = -D^{\hat{\mathbf{y}}_i}(\mathbf{x}_i) \quad (12)$$

- Huang et al. [92] defined an open-set detection scoring mechanism based on domain similarity and label prediction shift. Specifically, for domain similarity, they train a



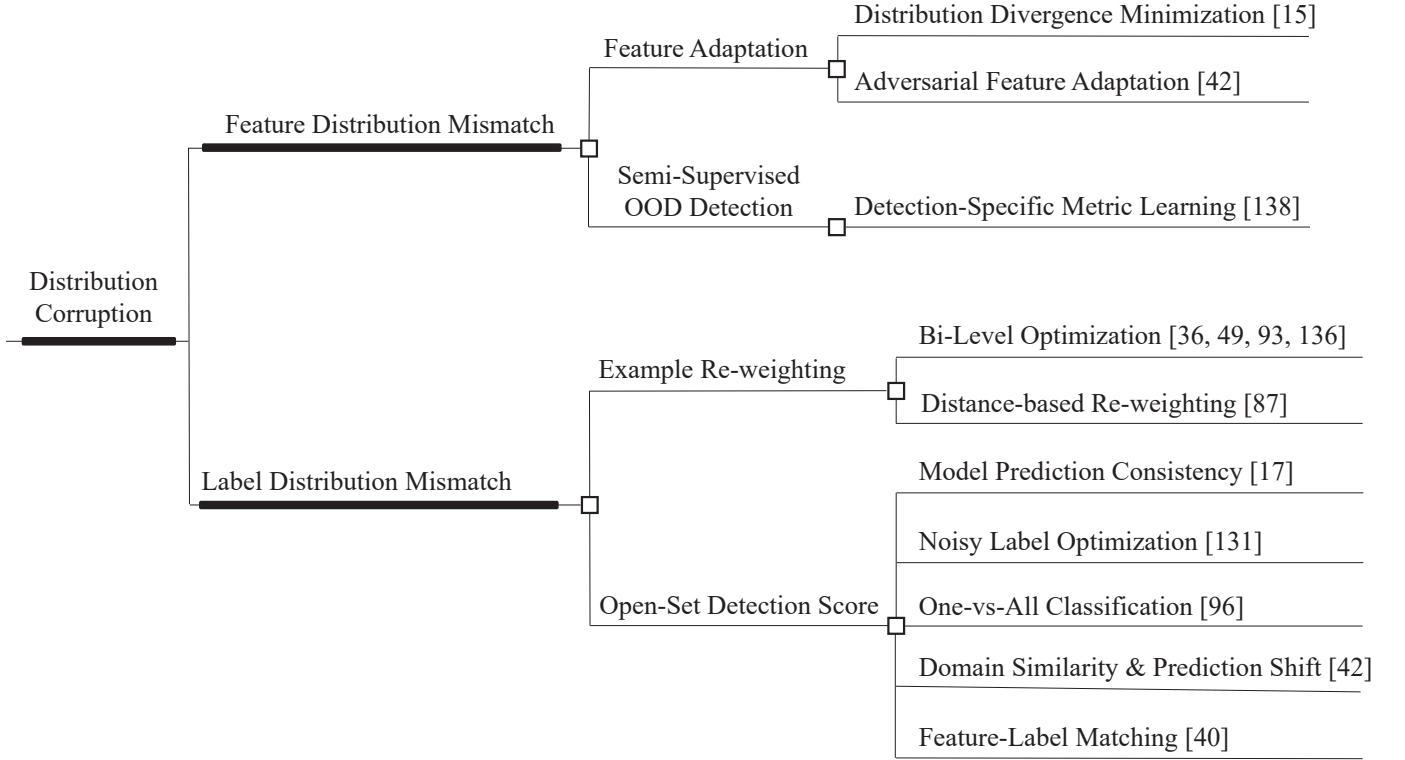


Fig. 5. Taxonomy of robust SSL methods to distribution corruption.

non-adversarial discriminator  $D$  to predict the examples from labeled data as 0 and those from unlabeled data as 1 by minimizing the cross-entropy loss. The domain similarity score of example  $\mathbf{x}_i$  is defined as follows:

$$w_d = D(f(\mathbf{x}_i; \theta)) \quad (13)$$

Label prediction shift indicates the influence imposed by an adversarial perturbation on each example. Formally, given an example  $\mathbf{x}_i$ , we can apply an adversarial perturbation to  $\mathbf{x}$  to obtain the perturbed version  $\mathbf{x}_i^{adv}$ . As a result, the adversarial perturbation would decrease the maximum predicted probability of the given example. Then, the label prediction shift can be computed as:

$$w_s = \max(f(\mathbf{x}_i; \theta)) - \max(f(\mathbf{x}_i^{adv}; \theta)) \quad (14)$$

The idea behind the label prediction shift is that the learning on scarce labeled data is strongly dependent on the supervised cross-entropy loss, while the unlabeled data that are learned with consistency regularization are much more robust against perturbations.

By integrating the two scores,  $w_d$  and  $w_s$ , the open-set detection score can be defined as follows:

$$Score(\mathbf{x}_i) = w_d(\mathbf{x}_i) - w_s(\mathbf{x}_i) \quad (15)$$

- Huang et al. [108] proposed a feature-label matching model to judge whether an example and a label from the set of target categories are matched. It can be used to identify open-set examples since they do not belong to any of target category. Specifically, they train a model  $s(\mathbf{x}, \mathbf{y})$  to predict whether  $\mathbf{y}$  is the correct label for  $\mathbf{x}$  given a pair of an input example  $\mathbf{x}$  and a category label  $\mathbf{y}$ . For the training

process, positive examples can be collected from labeled examples, while negative examples can be synthesized through making pairs of images and categories that are not identical to the ground-truth label. Then, the open-set score of unlabeled example  $\mathbf{x}_i$  can be defined as the matching score of  $\mathbf{x}_i$  between its pseudo-label  $\hat{\mathbf{y}}_i = \arg \max f(\mathbf{x}_i; \theta)$ :

$$Score(\mathbf{x}_i) = -s(\mathbf{x}_i, \hat{\mathbf{y}}_i) \quad (16)$$

**Discussion.** The taxonomy of robust SSL methods to distribution mismatch is provided in Figure 5. Example re-weighting, which attempts to assign different weights to unlabeled examples, and open-set detection score, which aims to design a scoring mechanism to detect open-set examples, are two major strategies for solving the label distribution mismatch problem in SSL. The difference between example re-weighting and open-set detection score is that open-set detection score can be regarded as a discrete weight that only contains 0 and 1, they simply discarded the open-set examples and treat all retained examples equally. Ideally, the example re-weighting methods can lead to better performance since not all unlabeled examples are equal, even for all in-set examples [97]. But in reality, it is difficult to compute the optimal weight, efficient and accurate optimization methods need to be developed. The performance of open-set detection score methods relies on the scoring mechanism. Learning how to design a better scoring function is the key to improving the model performance.

#### 4 FEATURE CORRUPTION

Feature corruption concerns the situation in which the features of given examples are maliciously perturbed in order

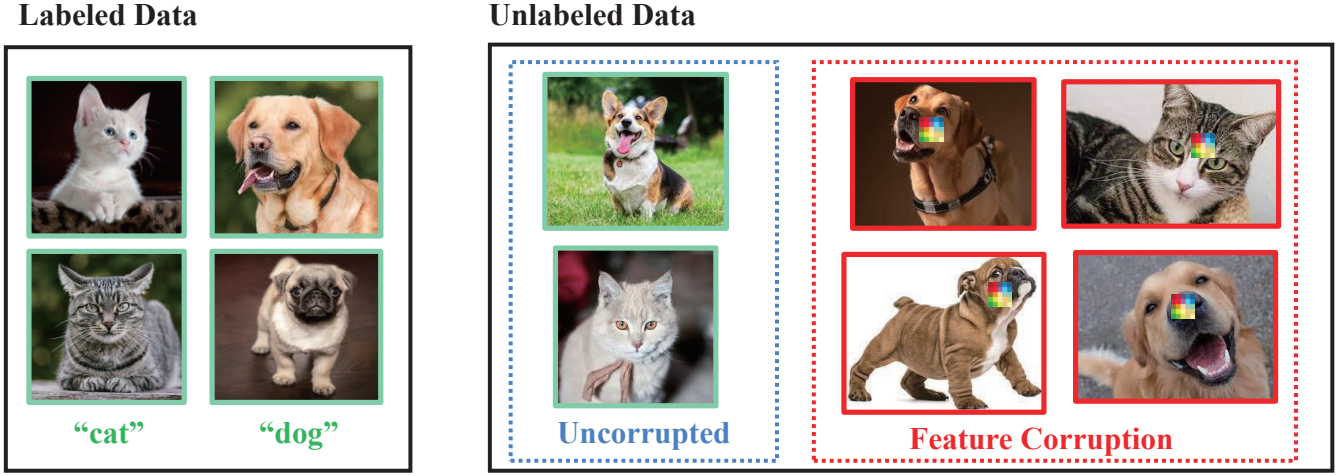


Fig. 6. An illustration of feature corruption in semi-supervised learning.

to cause the learned model to misclassify target examples. We give the definition of feature corruption in SSL as follows.

**Definition 8. (Feature Corruption in SSL).** *The presence of feature corruption in SSL indicates that the feature  $\mathbf{x}$  of unlabeled examples could be perturbed with feature noise. The perturbed version of an example  $\mathbf{x}$  is  $\tilde{\mathbf{x}} = \mathbf{x} + \xi$  where  $\xi$  is the feature noise.*

We provide an example of the feature corruption problem in Figure 6. To help understand we present the feature noise that can be clearly observed in the illustration. However, it is noteworthy that in real tasks the feature noise could be minor or even imperceptible but still fool the machine learning model to make wrong predictions, which is also called adversarial examples [109], as illustrated in Figure 7.

Robustness to adversarial examples is an essential property in the design of modern classifiers, in particular, of deep neural networks [110], [111]. However, most adversarial robust studies focus on supervised learning, the robustness of SSL to adversarial feature corruption is relatively understudied. The robustness to feature corruption is actually more important to the SSL model since SSL inevitably needs to collect a lot of unlabeled data from various untrustworthy sources and adversaries can therefore poison these unlabeled examples more easily.

Algorithms that concern the feature corruption problem in SSL can be categorized into two aspects based on their goals: *Attack* and *Defense*.

Semi-supervised attack techniques study how to generate adversarial unlabeled examples that cause SSL predictions to be incorrect. The problem is more challenging compared to supervised adversarial attack techniques for two reasons: 1) the changing of decision boundary in an adversarial attack usually needs label information which is quite limited in SSL setting; 2) SOTA SSL methods encourage the model to have consistent prediction results between unlabeled examples and its augmented version, thus, SSL is naturally robust to randomized noise on unlabeled data. The major techniques for adversarial attack can be categorized as *misleading se-*

*quence injection* and *adversarial perturbation generation*. We review the recent progress as follows.

The misleading sequence injection methods aim to inject a sequence of synthetically unlabeled examples into the unlabeled training data and cause the model to make wrong predictions. The representative method is reviewed as follows.

- Carlini [73] proposed to inject a misleading sequence of examples into the unlabeled data set in order to cause the model to fool itself into labeling arbitrary test examples incorrectly. For example, given the target example  $\mathbf{x}$ , if we want to make the model misclassify this example as label  $\tilde{y}$ , the method selects an example in the labeled data  $\mathbf{x}'$  that is correctly classified as label  $\tilde{y}$  and inserts  $n$  examples:

$$\{\mathbf{x}_{\alpha_i}\}_{i=1}^n = \text{interp}(\mathbf{x}', \mathbf{x}, \alpha_i) \quad (17)$$

where the interp function is smooth along  $\alpha_i \in [0, 1]$  and

$$\text{interp}(\mathbf{x}', \mathbf{x}, 0) = \mathbf{x}', \quad \text{interp}(\mathbf{x}', \mathbf{x}, 1) = \mathbf{x} \quad (18)$$

This attack connects the example  $\mathbf{x}'$  to the example  $\mathbf{x}$ . The SSL model will progressively assign the label  $\tilde{y}$  to examples in this path, and finally completing the poisoning attack.

Their studies show that an adversary can be able to cause specific, targeted misclassifications. Therefore, training SSL algorithms on real-world data requires defenses tailored to prevent poisoning attacks whenever collecting data from untrusted sources. Moreover, they find that more accurate SSL algorithms are more vulnerable to poisoning attacks. For example, FixMatch [49] is more easily poisoned than Mean-Teacher [27]. This suggests that simply waiting for more accurate methods not only won't solve the problem, it may even make the problem worse.

Adversarial perturbation generation methods aim to learn a feature perturbation generator for the training examples directly by optimizing a specifically designed loss function and making the model output wrong predictions when training with these perturbed examples.

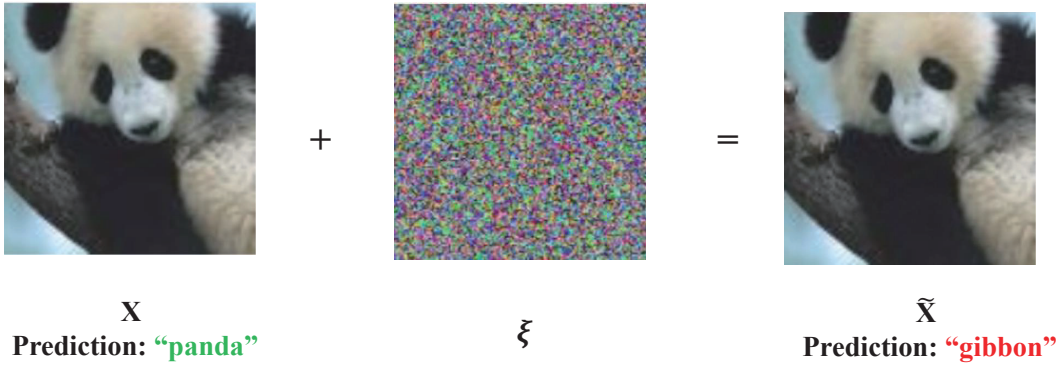


Fig. 7. An illustration of adversarial examples. The attacker adds an imperceptible perturbation to make the “panda” image be recognized as a “gibbon”.

- Liu et al. [112] proposed a unified perturbation generation framework for graph-based SSL. Formally, for graph-based SSL, the labeled data and unlabeled data can be denoted as two matrices  $\mathbf{X}_l \in \mathbb{R}^{N \times d}$  and  $\mathbf{X}_u \in \mathbb{R}^{M \times d}$ . The adjacency matrix and degree matrix, which are used to describe the graph structure, can be written as  $\mathbf{S}$  and  $\mathbf{D}$ , respectively. The labels of  $\mathbf{X}_l$  is  $\mathbf{y}_l$  and the goal of graph-based SSL is to predict the labels of unlabeled data  $\mathbf{y}_u$ . The classical label propagation algorithm [18], which aims to propagate the label information from labeled data to unlabeled data along the edges of the given graph, gives a simple closed-form solution to graph-based SSL:

$$\hat{\mathbf{y}}_u = (\mathbf{D}_{uu} - \mathbf{S}_{uu})^{-1} \mathbf{S}_{ul} \mathbf{y}_l \quad (19)$$

where  $\mathbf{D}_{uu} = \mathbf{D}_{[0:u, 0:u]}$ ,  $\mathbf{S}_{uu} = \mathbf{S}_{[0:u, 0:u]}$ , and  $\mathbf{S}_{ul} = \mathbf{S}_{[0:u, 0:l]}$ .

The goal of the adversarial attack is to modify the training examples to maximize a loss function  $\mathcal{L}(\cdot)$ . Mathematically, the objective can be written as:

$$\begin{aligned} \max_{\substack{\delta_{\mathbf{y}} \in \mathcal{R}_1 \\ \Delta_{\mathbf{x}} \in \mathcal{R}_2}} \quad & \mathcal{L}((\mathbf{D}'_{uu} - \mathbf{S}'_{uu})^{-1} \mathbf{S}'_{ul} (\mathbf{y}_l + \delta_{\mathbf{y}}) - \hat{\mathbf{y}}_u) \quad (20) \\ \text{s.t.} \quad & \{\mathbf{D}', \mathbf{S}'\} = \text{Ker}_{\gamma}(\mathbf{X}_l + \Delta_{\mathbf{x}}) \end{aligned}$$

where  $\Delta_{\mathbf{x}} \in \mathbb{R}^{N \times d}$  is the perturbation matrix,  $\delta_{\mathbf{y}} \in \mathbb{R}^N$  is a vector,  $\mathcal{R}_1$  and  $\mathcal{R}_2$  are the constraints on  $\delta_{\mathbf{y}}$  and  $\Delta_{\mathbf{x}}$ ,  $\hat{\mathbf{y}}_u$  is the pseudo-label vector for unlabeled data computed via Eq(19), and  $\text{Ker}_{\gamma}$  is the kernel function parameterized by  $\gamma$ , e.g., the Gaussian kernel function. The authors showed that the objective can be efficiently optimized when the loss function is the error rate (for classification task) or RMSE score (for regression task).

- Yan et al. [72] proposed DeHiB (Deep Hidden backdoor) attack scheme for pseudo-labeling based SSL algorithms in the image classification task. The backdoor attacks are a form of adversarial attacks on deep neural networks where the attacker provides poisoned data to train the model and then activates the attack by showing a specific small trigger pattern at the test time [113]. Specifically, let  $\mathbf{x}^{\delta}$  be the image that is crafted by pasting a trigger pattern  $\delta$  to image  $\mathbf{x}$  at a random position. If we want to make the model misclassify this example as label  $\tilde{\mathbf{y}}$ , we can

train an adversarial perturbation generator  $\mathcal{P}_t$  to fool the pseudo-labeling process in SSL, which can be expressed as

$$\mathcal{P}_t^*(\mathbf{x}^{\delta}) = \underset{\mathcal{P}_t(\mathbf{x}^{\delta})}{\text{argmin}} \|\mathcal{P}_t^*(\mathbf{x}^{\delta})\|_p \quad (21)$$

$$\text{s.t. } \text{Pseudo-Label}(\mathbf{x}^{\delta} + \mathcal{P}_t(\mathbf{x}^{\delta})) = \tilde{\mathbf{y}}$$

where  $\|\cdot\|_p$  is the  $l_p$  norm and  $\text{Pseudo-Label}(\cdot)$  is the pseudo-labeling process. For example, in the Fixmatch algorithm [49], the pseudo-labeling process is to directly compute the model prediction on a weakly augmented examples  $\mathbf{x}$ , i.e.,  $\text{Pseudo-Label}(\mathbf{x}_i) = \max(f(\alpha(\mathbf{x}_i); \theta))$  where  $\alpha(\cdot)$  denotes the weak augmentation operation.

The defense techniques study how to make the SSL model robust to adversarial unlabeled examples. SSL inevitably needs to collect a lot of unlabeled data from various untrustworthy sources in an adversarial environment, where the amount of unlabeled data is typically several orders of magnitude greater than the amount of labeled data. This implies that defending against the adversarial examples in SSL is substantially more challenging than in supervised learning. The major techniques for defending adversarial examples in SSL can be categorized as: *robust regularization* and *distribution robust optimization*.

Robust regularization aims to modify the objective of SSL directly. Formally, we add a regularization term  $\mathcal{R}$  to the original objective, i.e.,  $\mathcal{L} = \mathcal{L}_s + \mathcal{L}_u + \mathcal{R}$ . There are two intuitive methods as follows.

- Miyato et al. [28] proposed a regularization called “Virtual Adversarial Training” (VAT) to improve the SSL model robustness by optimizing the virtual adversarial loss, which is defined as the robustness of the conditional label distribution around each input data point against local perturbation. Mathematically, the VAT regularization  $\mathcal{R}_{\text{VAT}}$  is defined as

$$\mathcal{R}_{\text{VAT}}(\mathbf{x}) = \max_{\|\xi\|_2 \leq \epsilon} \text{Dist}[f(\mathbf{y}|\mathbf{x}; \theta), f(\mathbf{y}|\mathbf{x} + \xi; \theta)] \quad (22)$$

where  $\text{Dist}[\cdot, \cdot]$  is a non-negative function that measures the distribution divergence, and  $\epsilon$  controls the magnitude of the adversarial example. The benefit of such a regularization is that it makes the model output insensitive to the input data.

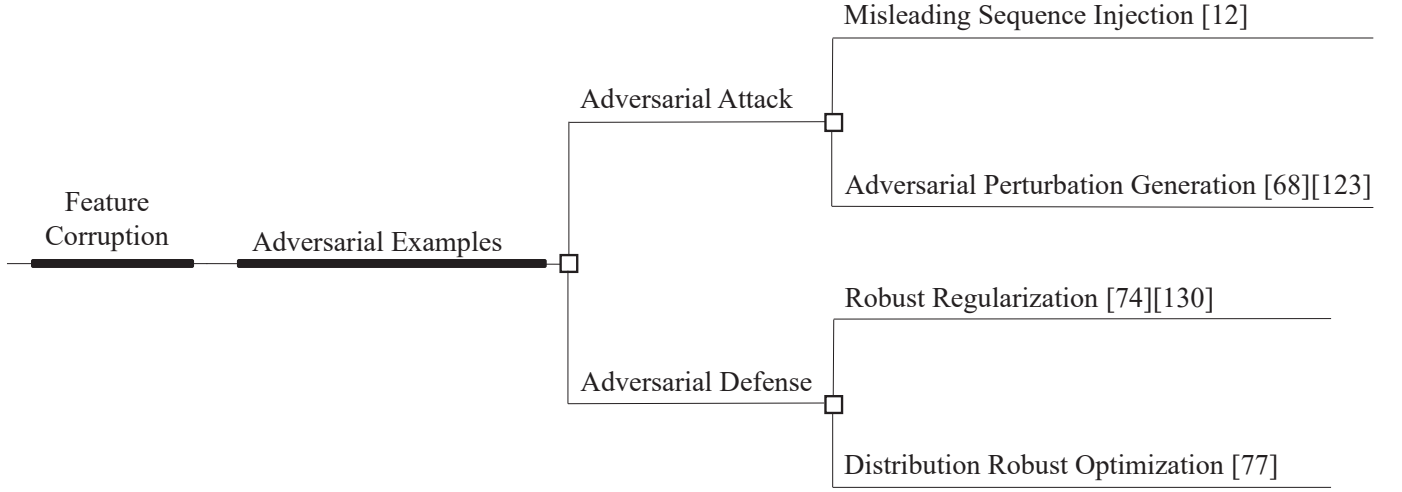


Fig. 8. Taxonomy of robust SSL methods to feature corruption.

- Yu et al. [114] argued that VAT penalizes the variety of the classifier against local perturbation in the input space  $\mathbb{R}^d$ , which might overly regularize the classifier, since the SSL assumption only indicates that the true conditional distribution varies smoothly along the underlying manifold  $\mathcal{M}$ , but not the whole input space  $\mathbb{R}^d$  [19], [115], [116]. Based on the argument, they proposed the tangent adversarial regularization (TAR), which restricts virtual adversarial training to the tangent space of the underlying manifold  $T_{\mathbf{x}}\mathcal{M}$ , to enforce the manifold invariance property of the classifier.

$$\mathcal{R}_{\text{TAR}} = \max_{\|\xi\|_2 \leq \epsilon, \xi \in T_{\mathbf{x}}\mathcal{M}} \text{Dist}[f(\mathbf{y}|\mathbf{x}; \theta), f(\mathbf{y}|\mathbf{x} + \xi; \theta)] \quad (23)$$

where  $\mathcal{M}$  is the underlying manifold and  $T_{\mathbf{x}}\mathcal{M}$  is the tangent space of  $\mathcal{M}$  at example  $\mathbf{x}$ .

Distribution robust optimization is a classical method to make the machine learning model robust to distribution perturbations. Some studies attempt to combine the distribution robust optimization framework with the SSL framework in order to improve the robustness of the SSL model.

- Najafi et al. [71] unified distribution robust learning (DRL) with SSL to improve the robustness of SSL to adversarial perturbations. Formally, the standard DRL objective can be formulated as

$$\min_{\theta \in \Theta} \max_{P: \text{Dist}[P, P_n] \leq \epsilon} \mathbb{E}_P[\mathcal{L}_s(f(\mathbf{x}; \theta), \mathbf{y})] \quad (24)$$

where  $P_n$  is the empirical distribution support on training data and  $\text{Dist}[\cdot, \cdot]$  is a suitably defined distribution divergence measure between  $P_n$  and any probability distribution  $P$  which is within a certain tolerance measured by  $\epsilon$ . By combining the DRL with SSL, they proposed the following learning objective:

$$\min_{\theta \in \Theta} \max_{S \in \hat{P}(\mathcal{D})} \left\{ \max_{P: \text{Dist}[P, P_n] \leq \epsilon} \mathbb{E}_P[\mathcal{L}_s(f(\mathbf{x}; \theta), \mathbf{y})] + \lambda \mathbb{E}_{\mathcal{D}_u}[\mathbb{H}(S_{|\mathbf{x}})] \right\} \quad (25)$$

where  $\hat{P}(\mathcal{D})$  is the consistent set of probability distribution with respect to the data set  $\mathcal{D} = \mathcal{D}_l \cup \mathcal{D}_u$ , and  $\lambda < 0$

is a user-defined hyper-parameter, and  $\mathbb{H}(\cdot)$  denotes the Shannon entropy.

The negative regularization term  $\lambda \mathbb{E}_{\mathcal{D}_u}[\mathbb{H}(S_{|\mathbf{x}})]$  prevents hard decisions for labels and promotes soft-labeling by bounding the Shannon entropy of label-conditionals. The formulation considers all the data in  $\mathcal{D}_l \cup \mathcal{D}_u$  for the purpose of distributional robustness. The adversary has access to all the feature vectors in  $\mathcal{D}$ , which in turn forces the model to experience adversarial attacks near all these examples. This way, the model is instructed to show less sensitivity around all training data.

**Discussion.** The taxonomy of robust SSL methods to feature corruption is provided in Figure 8. For the attack techniques, there are two main strategies: misleading sequence injection and adversarial perturbation generation. All these methods can fool the SSL model into making any expected wrong predictions. The difference is that the misleading sequence injection adds new training examples into the given training data while perturbation generation methods directly perturb the given training examples. For the defense techniques, the two main strategies are robust regularization and distribution robust learning. The robust regularization methods are much easier to optimize compared to the DRL methods as they directly add a differentiable regularization term to the original loss functions. The advantage of DRL lie in that it has good theoretical properties. For example, Najafi et al. [71] developed a generalization theory for the SSL framework based on an adversarial extension of Rademacher complexity [117].

## 5 LABEL CORRUPTION

SSL methods assume the label distribution of unlabeled data (which is unknown) is balanced, i.e., the number of examples in each class is nearly equal. However, in many realistic scenarios, the underlying class distribution of training data is highly imbalanced. This phenomenon is referred to as “label corruption”, and its definition is as follows:

**Definition 9. (Label Corruption in SSL).** Label corruption in SSL indicates that the label distribution  $p_u(\mathbf{y})$  (which is unknown)



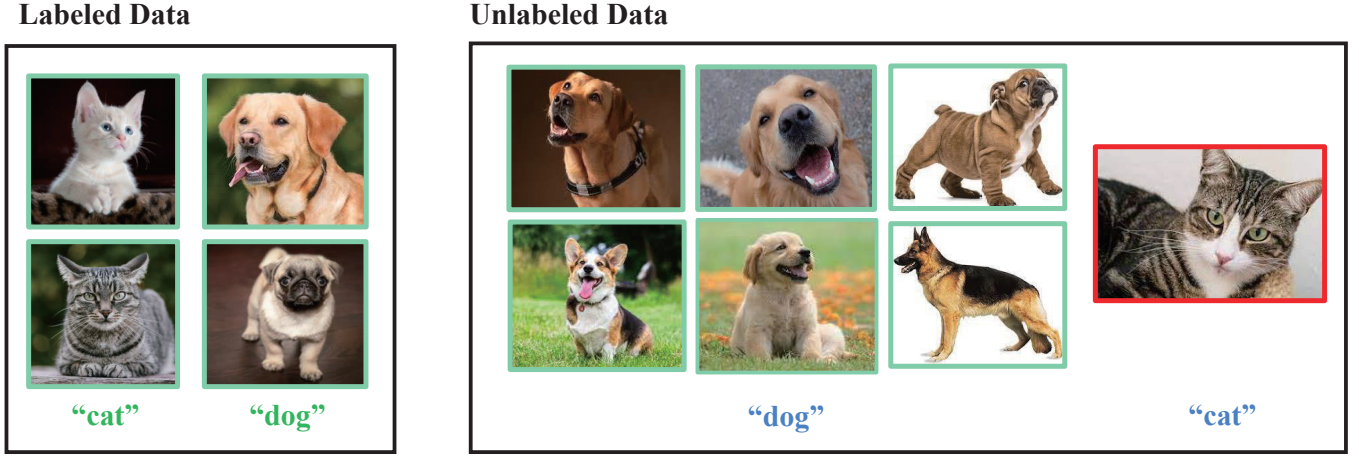


Fig. 9. An illustration of label corruption in semi-supervised learning.

is highly imbalanced, i.e., the number of examples in the majority classes is far greater than the number of examples in the minority classes.

**Remark 2.** When it comes to label corruption, we may think of label noise immediately. There are also some researchers who focus on the problem of label noise in the given small labeled data set in the SSL setting [118]. The label noise problem is a type of corruption that occurs in labeled data set, while robust SSL mainly focuses on unlabeled data corruption, and the goal is to prevent performance degradation after exploiting these corrupted unlabeled data. Thus, in this article we do not give a detailed review of the label noise problem in SSL, we suggest interested readers refer to [118] for detail.

We illustrate an example of the label corruption problem in Figure 9, where the “dog” images are considerably more than the “cat” images in the unlabeled data set. This class imbalance frequently occurs in real-world applications. For example, in the species classification task, some species are more abundant and easier to photograph than others as the natural world is heavily imbalanced [119]; in the web image classification task, such as the WebVision data set [120] which contains more than 2.4 million web images crawled from the Internet, is also long-tailed.

Formally, the number of examples in class  $k$  under  $\mathcal{D}_l$  and  $\mathcal{D}_u$  are denoted by  $N_k$  and  $M_k$ , respectively, i.e.,  $\sum_{k=1}^K N_k = N$  and  $\sum_{k=1}^K M_k = M$ . Without loss of generality, we assume that the classes are sorted in descending order, i.e.,  $N_1 \geq N_2 \geq \dots \geq N_K$  and  $M_1 \geq M_2 \geq \dots \geq M_K$ . We measure the degree of class imbalance by *imbalance ratio*, which is defined as  $\gamma_l = \frac{N_1}{N_K}$  and  $\gamma_u = \frac{M_1}{M_K}$  for labeled and unlabeled data respectively.  $\gamma_l$  and  $\gamma_u$  could be much larger than 1.

**Remark 3.** It is noteworthy that many robust SSL studies that focus on label corruption problems assume both labeled data and unlabeled data could be class imbalanced, and the imbalance ratio could be different between labeled and unlabeled data set, as illustrated in Figure 10.

It is well known that such an imbalanced class distribution hurts the generalization of machine learning [121], [122]. The issue can be more problematic for SSL algorithms since

they generate pseudo-labels of unlabeled data from the models’ biased predictions. The performance of standard SSL algorithms could perform even worse than the simple supervised learning methods that use only labeled data on minority classes [69]. It evidently violates the expectation of SSL to improve performance by exploiting unlabeled data.

The methods for class-imbalanced SSL can be categorized into *pseudo-label alignment*, *example re-sampling* and *example re-weighting*.

SSL could generate biased pseudo-label due to the imbalanced label distribution, thus, pseudo-label alignment aims to align the biased pseudo-label to the ground-truth distribution. The representative method is reviewed as follows.

- Kim et al. [69] proposed a technique called distribution aligning refinery of pseudo-label (DARP) to refine the biased pseudo-labels so that their distribution can match the true distribution of unlabeled data. Mathematically, given the original pseudo-labels  $\{\hat{\mathbf{y}}_i^{\text{unlabeled}}\}_{i=1}^m$  that generated by an SSL algorithm.  $\{M_k\}_{k=1}^K$  is the true label distribution in unlabeled data where  $M_k$  indicates the number of examples belongs to class  $k$ . DARP obtain the refined pseudo-label  $\{\hat{\mathbf{y}}_i^m\}_{i=1}^m$  by optimizing the following objective:

$$\begin{aligned} \min_{\hat{\mathbf{y}}} \quad & \sum_{i=1}^m D_{KL}(\hat{\mathbf{y}}_i \parallel \hat{\mathbf{y}}_i^{\text{unlabeled}}) \\ \text{s.t.} \quad & \sum_{i=1}^m \hat{\mathbf{y}}_i(k) = M_k, \quad \forall k \\ & \sum_{k=1}^K \hat{\mathbf{y}}_i(k) = 1, \quad \forall i \end{aligned} \quad (26)$$

where the KL-divergence objective  $D_{KL}(\hat{\mathbf{y}}_i \parallel \hat{\mathbf{y}}_i^{\text{unlabeled}})$  aims to preserve the original information of  $\hat{\mathbf{y}}_i^{\text{unlabeled}}$  and the constraint  $\sum_{i=1}^m \hat{\mathbf{y}}_i(k) = M_k$  aims to match the true class distribution of unlabeled data. If labeled data and unlabeled data have the same imbalance ratio,  $\{M_k\}_{k=1}^K$  can be inferred from the label distribution of labeled data set. Otherwise, one can adopt the class distribution



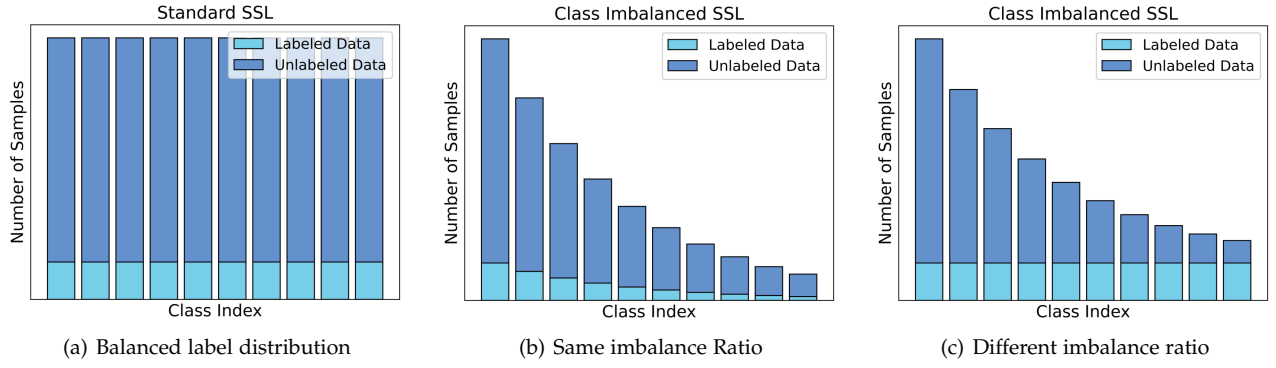


Fig. 10. Examples of the class-imbalanced training data in SSL. (a) Standard SSL with balanced label distribution; (b) Class imbalanced SSL with same imbalance ratio between labeled and unlabeled data; (c) Class imbalanced SSL with different imbalance ratios between labeled and unlabeled data.

estimation methods [123], [124] to approximate the true label distribution  $\{M_k\}_{k=1}^K$ .

Example re-sampling attempts to re-sample the training examples to construct a balanced data set. However, different from re-sampling strategies in supervised learning, the ground-truth label for unlabeled data is unknown, thus we can not directly re-sample the examples based on their labels.

- Wei et al. [125] pointed out that although SSL methods perform poor recall rates on minority classes, they still generate high precision pseudo-labels on minority classes. By exploiting this property, they proposed a class-rebalancing self-training framework to iteratively retrain a baseline SSL model with labeled data expanded by adding pseudo-labels from the unlabeled data sets, where pseudo-labeled examples from minority classes are more frequently selected. Specifically, unlabeled examples that are predicted as class  $k$  are selected at the rate of

$$r_k = \left( \frac{N_{K+1-k}}{N_1} \right)^\alpha \quad (27)$$

where  $\alpha \geq 0$  is the sampling rate.

- Lee et al. [126] proposed an auxiliary balanced classifier (ABC) for class-imbalanced SSL. Using the existing deep SSL algorithm as the backbone, the ABC is attached to a representation layer immediately preceding the classification layer of the backbone. Based on the argument that a classification algorithm can learn high-quality representations even if its classifier is biased toward the majority classes [127]. The ABC is trained to be balanced across all classes by using a mask that stochastically generates a class-balanced subset of a mini-batch on which the ABC is trained. Specifically, the 0/1 mask  $M(\mathbf{x}_i)$  for each examples is generated based on a Bernoulli distribution  $\mathcal{B}(\cdot)$  as follows:

$$M(\mathbf{x}_i) = \mathcal{B}\left(\frac{N_K}{N_{y_i}}\right) \quad (28)$$

where the  $y_i$  is the ground-truth label for labeled data and pseudo-label for unlabeled data.

Example re-weighting methods aim to assign different weights to unlabeled examples in order to decrease the impact of class imbalance. For example, Killamsetty et al. [99]

proposed that the bi-level optimization based examples re-weighting strategy, as we discussed in the label distribution mismatch section, can also be applied to re-weight examples for class-imbalanced SSL. As this concept has been introduced in the previous section, it will not be discussed in detail here.

**Discussion.** The taxonomy of robust SSL methods to label corruption is provided in Figure 11. As we discussed above, the strategies to deal with the label corruption problem in SSL can be divided into pseudo-label alignment methods, example re-weighting methods, and example re-weighting methods. The pros of pseudo-label alignment methods are that the refined pseudo-label can be matched to the ground-truth class distribution of unlabeled data, but the cons are that they need to know the ground-truth of class distribution in unlabeled data, which is difficult to obtain in real tasks. Otherwise, the performance of the methods is highly influenced by the distribution estimation accuracy. The re-weighting and re-sampling methods are classical methods for dealing with class-imbalanced learning problems. However, in SSL tasks, as they can not directly re-sample or re-weight examples based on their labels, they need more computational costs than in supervised settings for the reason that they have complex training processes or difficult optimization objectives.

## 6 OPEN CHALLENGES

Since Oliver et al. [9] stated that SSL is not robust in realistic scenarios in 2018, robust SSL studies have attracted a lot of attention. We have already summarized recent progress in this area. But on the other hand, robust SSL is still in its infancy. We hope to propose new research directions that can broaden and boost robust SSL research.

### 6.1 Robust to General Data Types

Although deep SSL algorithms have made significant progress in training machine learning models with limited labels, these successes are mainly made on domains with homogeneous data (e.g., image, audio, and text data). These SSL methods heavily rely on the unique structure in the domain data sets (such as spatial relationships in images or semantic relationships in text). They are not adaptable to

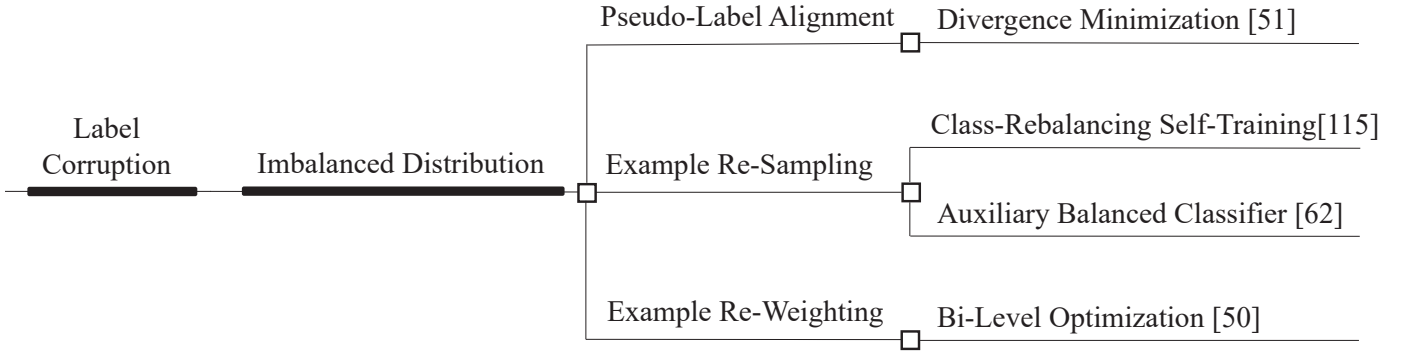


Fig. 11. Taxonomy of robust SSL methods to label corruption.

general tabular data. Tabular data, in contrast to image or language data, are heterogeneous, leading to dense numerical and sparse categorical features. Furthermore, the correlation among features is weaker than the spatial or semantic relationship in images or speech data. The heterogeneous property of tabular data causes the failure of SSL algorithms. For example, consistency regularization, which is the most important technique in SSL, encourages the predictive model to have the same output distribution on an example and its augmented variants [49]. The notion of augmentation simply does not exist in tabular data.

Compared with images and language data, tabular data is actually the most commonly used form of data [128], and it is ubiquitous in many crucial applications, such as medical diagnosis [129], predictive analytics for financial applications (e.g., risk analysis, estimation of creditworthiness, the recommendation of investment strategies, and portfolio management) [130], click-through rate (CTR) prediction [5], user recommendation systems [131], and so forth. A boost in predictive performance and robustness in all these applications may have considerable benefits for both users and the companies that provide such solutions. Therefore, there is an urgent need to develop robust SSL algorithms for general data types.

There have already been some efforts to extend the success of SSL to the tabular domain, such as [132], which introduced a tabular data augmentation method for SSL frameworks. We hope more SSL researchers can focus on this important direction and explore it in depth.

## 6.2 Robust to Compound Weakly Supervised Data

SSL is the main technique in weakly supervised learning which enables machine learning models to work with weak supervisions [8], [133]. Typically, there are three types of weak supervision: i) incomplete supervision, where only a subset of training data is given with labels; ii) inexact supervision, where the training data are given only coarse-grained labels; iii) inaccurate supervision, where the given labels are not always ground-truth. SSL typically assumes that there is only incomplete supervision. However, in real practice, these weak supervisions often occur simultaneously [134], i.e., compound weakly supervised learning. For example, the compound with incomplete and inaccurate supervised data, i.e., the labels in the small labeled data set could contain label

noise [118], [135], the compound with incomplete and inexact supervised data, such as multi-instance SSL [136], [137]. Compound weakly supervised data is commonly occurred in real-world applications as reported in [118], [134], [135]. Robust SSL methods to the compound weakly supervised data are still under-studied. It is a promising direction to develop robust deep SSL algorithms to compound weakly supervised data.

## 6.3 Robust SSL with Domain Knowledge

SSL aims to use the information from unlabeled data to improve the learning performance when label information is insufficient. It is noteworthy that, apart from the unlabeled data, in many practical tasks there exists a great deal of domain knowledge in the form of symbolic rules (e.g., first-order logic formulates). Therefore, how to exploit both unlabeled data and symbolic domain knowledge in machine learning is a worth-studied problem. There are some efforts have been devoted to utilizing domain knowledge, such as inductive logic programming [138], statistical relational learning [139], and probabilistic logic programming [140]. Recently, a novel framework Abductive learning [141], [142] is proposed to bridges machine learning and symbolic reasoning in tasks with raw input space and symbolic domain knowledge. There are researchers try to combine the abductive learning framework with SSL, for example, Huang et al. [143] proposed a semi-supervised abductive learning framework by abducting pseudo-labels consistent with the knowledge base, and applied the framework successfully in the theft judicial sentencing task. However, the existing works didn't consider the unlabeled data corruption problem. It is a promising way to exploit domain knowledge to improve the robustness of SSL when unlabeled data is corrupted.

## 6.4 Learning in Dynamic Environments

One assumption in SSL studies is that even though the unlabeled data can be corrupted, the test distribution is static and is the same as the labeled data distribution. However, the real-world applications, the model deployment environment is often dynamic, i.e., the test distribution could change over time. Dynamic environments are far more difficult than static ones due to the distribution shift, new classes emerging, feature space change, and so on. Learning in

dynamic environments poses new challenges to SSL, so there is an urgent need to develop SSL algorithms that can be fast and well adapted to new environments.

There are some SSL studies trying to tackle sub-problems in dynamic environments, such as classifying the new emerging labels [144], [145], adapting to gradually shifting distributions [146], [147]. But these attempts mainly focused on specific small problems and are still a long way from being applied to real-world tasks with dynamic environments. Therefore, it is an open and worthwhile problem to study robust SSL algorithms in dynamic environments.

## 6.5 Building up Realistic Data Sets

In robust SSL, another important thing we should do is construct new data sets with realistic labeled and unlabeled data. To the best of our knowledge, most researchers test their SSL and robust SSL methods on simulated data sets, such as CIFAR-10 [148] and SVHN [149], and construct the data corruption synthetically. For example, in the feature distribution mismatch problems, the data sets are usually constructed with CIFAR data and Tiny ImageNet [150] as the in-distribution data and out-of-distribution data, respectively [93]; in the label distribution mismatch problems, the data sets are usually constructed by splitting the CIFAR-10 data set into 6 animal classes as in-set classes and 4 transportation classes as out-set classes [9], etc.

It is well-known that the machine learning models could overfit the above benchmark data sets via different tricks, which may not touch the core issues of SSL. Therefore, we should build new benchmark data sets with realistic unlabeled data. Normally, better data sets can boost the rapid development of robust SSL.

## 7 CONCLUSIONS

Semi-supervised learning has a wide range of application scenarios and has attracted considerable attention in recent years with the development of deep learning. However, the non-robustness of semi-supervised learning in realistic scenarios hinders the development of semi-supervised learning in real applications. It is desirable for semi-supervised learning to be able to exploit unlabeled data robustly.

In this article, we give a survey of progress on robust deep semi-supervised learning. We formally defined the robust semi-supervised learning problem in the view of machine learning, which requires that semi-supervised learning should not degrade performance severely when the unlabeled data is corrupted. We categorize the unlabeled data corruption into three types, i.e., distribution corruption (corruption on  $p_u(\mathbf{x}, \mathbf{y})$ ), feature corruption (corruption on  $p_u(\mathbf{x})$ ), and label corruption (corruption on  $p_u(\mathbf{y})$ ). This taxonomy comprehensively covers the causes of performance degradation after using unlabeled data. Under such a taxonomy, we provide a thorough discussion of strategies that can deal with each problem. We also discuss the relationship, the pros and cons of different methods. Moreover, we propose five possible research directions, including robust to general data types, robust to compound weakly supervised data, robust SSL with domain knowledge, learning in dynamic

environments, and building up realistic data sets. In future work, we hope to uncover the secret of robust semi-supervised learning theoretically and formulate a general learning framework.

## ACKNOWLEDGMENTS

## REFERENCES

- [1] Y. LeCun, Y. Bengio, and G. Hinton, "Deep learning," *Nature*, vol. 521, no. 7553, pp. 436–444, 2015.
- [2] A. Krizhevsky, I. Sutskever, and G. E. Hinton, "Imagenet classification with deep convolutional neural networks," in *Advances in Neural Information Processing Systems*, 2012, pp. 1097–1105.
- [3] R. Girshick, J. Donahue, T. Darrell, and J. Malik, "Rich feature hierarchies for accurate object detection and semantic segmentation," in *Proceedings of the IEEE/CVF Conference on Computer Vision and Pattern Recognition*, 2014, pp. 580–587.
- [4] O. Abdel-Hamid, A.-r. Mohamed, H. Jiang, L. Deng, G. Penn, and D. Yu, "Convolutional neural networks for speech recognition," *IEEE/ACM Transactions on Audio, Speech, and Language Processing*, vol. 22, no. 10, pp. 1533–1545, 2014.
- [5] H. Guo, R. Tang, Y. Ye, Z. Li, and X. He, "Deepfm: A factorization-machine based neural network for CTR prediction," in *Proceedings of the 26th International Joint Conference on Artificial Intelligence*, 2017, pp. 1725–1731.
- [6] Y. Bengio, R. Ducharme, P. Vincent, and C. Jauvin, "A neural probabilistic language model," *Journal of Machine Learning Research*, vol. 3, no. Feb, pp. 1137–1155, 2003.
- [7] O. Chapelle, B. Scholkopf, and A. Zien, *Semi-Supervised Learning*. The MIT Press, 2006.
- [8] Z.-H. Zhou, "A brief introduction to weakly supervised learning," *National Science Review*, vol. 5, no. 1, pp. 44–53, 2018.
- [9] A. Oliver, A. Odena, C. A. Raffel, E. D. Cubuk, and I. Goodfellow, "Realistic evaluation of deep semi-supervised learning algorithms," in *Advances in Neural Information Processing Systems*, 2018, pp. 3235–3246.
- [10] Y.-F. Li, L.-Z. Guo, and Z.-H. Zhou, "Towards safe weakly supervised learning," *IEEE Transactions on Pattern Analysis and Machine Intelligence*, vol. 43, no. 1, pp. 334–346, 2021.
- [11] B. M. Shahshahani and D. A. Landgrebe, "The effect of unlabeled samples in reducing the small sample size problem and mitigating the hughes phenomenon," *IEEE Transactions on Geoscience and Remote Sensing*, vol. 32, no. 5, pp. 1087–1095, 1994.
- [12] D. J. Miller and H. S. Uyar, "A mixture of experts classifier with learning based on both labelled and unlabelled data," in *Advances in Neural Information Processing Systems*, 1996, pp. 571–577.
- [13] K. Nigam, A. K. McCallum, S. Thrun, and T. Mitchell, "Text classification from labeled and unlabeled documents using EM," *Machine Learning*, vol. 39, no. 2, pp. 103–134, 2000.
- [14] T. Joachims *et al.*, "Transductive inference for text classification using support vector machines," in *Proceedings of the 16th International Conference on Machine Learning*, 1999, pp. 200–209.
- [15] K. Bennett, A. Demiriz *et al.*, "Semi-supervised support vector machines," in *Advances in Neural Information Processing Systems*, 1999, pp. 368–374.
- [16] Z. Xu, R. Jin, J. Zhu, I. King, and M. R. Lyu, "Efficient convex relaxation for transductive support vector machine," in *Advances in Neural Information Processing Systems*, 2007, pp. 1641–1648.
- [17] Z. Xu, R. Jin, J. Zhu, I. King, M. Lyu, and Z. Yang, "Adaptive regularization for transductive support vector machine," in *Advances in Neural Information Processing Systems*, 2009, pp. 2125–2133.

- [18] X. Zhu, Z. Ghahramani, and J. D. Lafferty, "Semi-supervised learning using gaussian fields and harmonic functions," in *Proceedings of the 20th International Conference on Machine Learning*, 2003, pp. 912–919.
- [19] M. Belkin, P. Niyogi, and V. Sindhwani, "Manifold regularization: A geometric framework for learning from labeled and unlabeled examples," *Journal of Machine Learning Research*, vol. 7, no. 11, 2006.
- [20] A. Blum and S. Chawla, "Learning from labeled and unlabeled data using graph mincuts," in *Proceedings of the 18th International Conference on Machine Learning*, 2001, pp. 19–26.
- [21] D. Zhou, O. Bousquet, T. N. Lal, J. Weston, and B. Schölkopf, "Learning with local and global consistency," in *Advances in Neural Information Processing Systems*, 2004, pp. 321–328.
- [22] A. Blum and T. Mitchell, "Combining labeled and unlabeled data with co-training," in *Proceedings of the 11th Annual Conference on Computational Learning Theory*, 1998, pp. 92–100.
- [23] X. Zhu and A. B. Goldberg, "Introduction to semi-supervised learning," *Synthesis Lectures on Artificial Intelligence and Machine Learning*, vol. 3, no. 1, pp. 1–130, 2009.
- [24] A. Rasmus, M. Berglund, M. Honkala, H. Valpola, and T. Raiko, "Semi-supervised learning with ladder networks," in *Advances in Neural Information Processing Systems*, 2015, pp. 3546–3554.
- [25] M. Sajjadi, M. Javanmardi, and T. Tasdizen, "Regularization with stochastic transformations and perturbations for deep semi-supervised learning," in *Advances in Neural Information Processing Systems*, 2016, pp. 1163–1171.
- [26] S. Laine and T. Aila, "Temporal ensembling for semi-supervised learning," in *Proceedings of the 5th International Conference on Learning Representations*, 2017.
- [27] A. Tarvainen and H. Valpola, "Mean teachers are better role models: Weight-averaged consistency targets improve semi-supervised deep learning results," in *Advances in Neural Information Processing Systems*, 2017, pp. 1195–1204.
- [28] T. Miyato, S.-i. Maeda, M. Koyama, and S. Ishii, "Virtual adversarial training: A regularization method for supervised and semi-supervised learning," *IEEE Transactions on Pattern Analysis and Machine Intelligence*, vol. 41, no. 8, pp. 1979–1993, 2018.
- [29] Z. Ke, D. Wang, Q. Yan, J. Ren, and R. W. Lau, "Dual student: Breaking the limits of the teacher in semi-supervised learning," in *Proceedings of the IEEE/CVF International Conference on Computer Vision*, 2019, pp. 6728–6736.
- [30] P. Izmailov, D. Podoprikin, T. Garipov, D. Vetrov, and A. G. Wilson, "Averaging weights leads to wider optima and better generalization," in *Proceedings of the 34th Conference on Uncertainty in Artificial Intelligence*, 2018, pp. 876–885.
- [31] S. Park, J. Park, S.-J. Shin, and I.-C. Moon, "Adversarial dropout for supervised and semi-supervised learning," in *Proceedings of the 32nd AAAI Conference on Artificial Intelligence*, 2018, pp. 3917–3924.
- [32] L. Zhang and G.-J. Qi, "Wcp: Worst-case perturbations for semi-supervised deep learning," in *Proceedings of the IEEE/CVF Conference on Computer Vision and Pattern Recognition*, 2020, pp. 3912–3921.
- [33] Q. Xie, Z. Dai, E. Hovy, T. Luong, and Q. Le, "Unsupervised data augmentation for consistency training," in *Advances in Neural Information Processing Systems*, 2020, pp. 6256–6268.
- [34] S. Qiao, W. Shen, Z. Zhang, B. Wang, and A. Yuille, "Deep co-training for semi-supervised image recognition," in *Proceedings of the 15th European Conference on Computer Vision*, 2018, pp. 142–159.
- [35] Y. Cheng, X. Zhao, R. Cai, Z. Li, K. Huang, Y. Rui *et al.*, "Semi-supervised multimodal deep learning for rgb-d object recognition," in *Proceedings of the 25th International Joint Conference on Artificial Intelligence*, 2016, pp. 3345–3351.
- [36] R. Xia, C. Wang, X. Dai, and T. Li, "Co-training for semi-supervised sentiment classification based on dual-view bags-of-words representation," in *Proceedings of the 53rd Annual Meeting of the Association for Computational Linguistics and the 7th International Joint Conference on Natural Language Processing of the Asian Federation of Natural Language Processing*, 2015, pp. 1054–1063.
- [37] W. W. Dong-Dong Chen and Z.-H. Z. Wei Gao, "Tri-net for semi-supervised deep learning," in *Proceedings of 27th International Joint Conference on Artificial Intelligence*, 2018, pp. 2014–2020.
- [38] Y. Grandvalet and Y. Bengio, "Semi-supervised learning by entropy minimization," in *Advances in Neural Information Processing Systems*, 2005, pp. 529–536.
- [39] D.-H. Lee, "Pseudo-label: The simple and efficient semi-supervised learning method for deep neural networks," in *Proceedings of the 30th International Conference on International Conference on Machine Learning Workshop*, 2013, p. 896.
- [40] Q. Xie, M.-T. Luong, E. Hovy, and Q. V. Le, "Self-training with noisy student improves imagenet classification," in *Proceedings of the IEEE/CVF Conference on Computer Vision and Pattern Recognition*, 2020, pp. 10 687–10 698.
- [41] X. Zhai, A. Oliver, A. Kolesnikov, and L. Beyer, "S4l: Self-supervised semi-supervised learning," in *Proceedings of the IEEE/CVF International Conference on Computer Vision*, 2019, pp. 1476–1485.
- [42] H. Pham, Z. Dai, Q. Xie, and Q. V. Le, "Meta pseudo labels," in *Proceedings of the IEEE/CVF Conference on Computer Vision and Pattern Recognition*, 2021, pp. 11 557–11 568.
- [43] X. Wang, D. Kihara, J. Luo, and G.-J. Qi, "Enaet: A self-trained framework for semi-supervised and supervised learning with ensemble transformations," *IEEE Transactions on Image Processing*, vol. 30, pp. 1639–1647, 2021.
- [44] T. Chen, S. Kornblith, K. Swersky, M. Norouzi, and G. E. Hinton, "Big self-supervised models are strong semi-supervised learners," in *Advances in Neural Information Processing Systems*, 2020, pp. 22 243–22 255.
- [45] D. Berthelot, N. Carlini, I. Goodfellow, N. Papernot, A. Oliver, and C. Raffel, "Mixmatch: A holistic approach to semi-supervised learning," in *Advances in Neural Information Processing Systems*, 2019, pp. 5050–5060.
- [46] V. Verma, A. Lamb, J. Kannala, Y. Bengio, and D. Lopez-Paz, "Interpolation consistency training for semi-supervised learning," in *Proceedings of the 28th International Joint Conference on Artificial Intelligence*, 2019, pp. 3635–3641.
- [47] D. Berthelot, N. Carlini, E. D. Cubuk, A. Kurakin, K. Sohn, H. Zhang, and C. Raffel, "Remixmatch: Semi-supervised learning with distribution matching and augmentation anchoring," in *Proceedings of the 8th International Conference on Learning Representations*, 2020.
- [48] J. Li, R. Socher, and S. C. H. Hoi, "Dividemix: Learning with noisy labels as semi-supervised learning," in *Proceedings of the 8th International Conference on Learning Representations*, 2020.
- [49] K. Sohn, D. Berthelot, N. Carlini, Z. Zhang, H. Zhang, C. A. Raffel, E. D. Cubuk, A. Kurakin, and C.-L. Li, "Fixmatch: Simplifying semi-supervised learning with consistency and confidence," in *Advances in Neural Information Processing Systems*, 2020, pp. 596–608.
- [50] D. P. Kingma and M. Welling, "Auto-encoding variational bayes," in *Proceedings of the 2nd International Conference on Learning Representations*, 2014.
- [51] I. Goodfellow, J. Pouget-Abadie, M. Mirza, B. Xu, D. Warde-Farley, S. Ozair, A. Courville, and Y. Bengio, "Generative adversarial nets," in *Advances in Neural Information Processing Systems*, 2014, pp. 2672–2680.
- [52] J. T. Springenberg, "Unsupervised and semi-supervised learning with categorical generative adversarial networks," in *Proceedings of the 4th International Conference on Learning Representations*, 2016.

- [53] Z. Dai, Z. Yang, F. Yang, W. W. Cohen, and R. Salakhutdinov, "Good semi-supervised learning that requires a bad GAN," in *Advances in Neural Information Processing Systems*, 2017, pp. 6510–6520.
- [54] A. Kumar, P. Sattigeri, and T. Fletcher, "Semi-supervised learning with gans: Manifold invariance with improved inference," in *Advances in Neural Information Processing Systems*, 2017, pp. 5534–5544.
- [55] D. P. Kingma, S. Mohamed, D. J. Rezende, and M. Welling, "Semi-supervised learning with deep generative models," in *Advances in Neural Information Processing Systems*, 2014, pp. 3581–3589.
- [56] T. N. Kipf and M. Welling, "Semi-supervised classification with graph convolutional networks," in *Proceedings of the 5th International Conference on Learning Representations*, 2017.
- [57] W. L. Hamilton, R. Ying, and J. Leskovec, "Inductive representation learning on large graphs," in *Advances in Neural Information Processing Systems*, 2017, pp. 1025–1035.
- [58] S. Vashishth, P. Yadav, M. Bhandari, and P. Talukdar, "Confidence-based graph convolutional networks for semi-supervised learning," in *Proceedings of the 22nd International Conference on Artificial Intelligence and Statistics*, 2019, pp. 1792–1801.
- [59] L. Guo, T. Han, and Y. Li, "Robust semi-supervised representation learning for graph-structured data," in *Proceedings of the 23rd Pacific-Asia Conference on Knowledge Discovery and Data Mining*, 2019, pp. 131–143.
- [60] W. Feng, J. Zhang, Y. Dong, Y. Han, H. Luan, Q. Xu, Q. Yang, E. Kharlamov, and J. Tang, "Graph random neural networks for semi-supervised learning on graphs," in *Advances in Neural Information Processing Systems*, 2020, pp. 22 092–22 103.
- [61] J. Jeong, S. Lee, J. Kim, and N. Kwak, "Consistency-based semi-supervised learning for object detection," in *Advances in Neural Information Processing Systems*, 2019, pp. 10 759–10 768.
- [62] N. Souly, C. Spampinato, and M. Shah, "Semi supervised semantic segmentation using generative adversarial network," in *Proceedings of the IEEE International Conference on Computer Vision*, 2017, pp. 5688–5696.
- [63] T. Miyato, A. M. Dai, and I. J. Goodfellow, "Adversarial training methods for semi-supervised text classification," in *Proceedings of the 5th International Conference on Learning Representations*, 2017.
- [64] J.-H. Oh, K. Torisawa, C. Hashimoto, R. Iida, M. Tanaka, and J. Klotzer, "A semi-supervised learning approach to why-question answering," in *Proceedings of the 30th AAAI Conference on Artificial Intelligence*, 2016, pp. 3022–3029.
- [65] Y.-F. Li, J. T. Kwok, and Z.-H. Zhou, "Towards safe semi-supervised learning for multivariate performance measures," in *Proceedings of the 30th AAAI Conference on Artificial Intelligence*, 2016, pp. 1816–1822.
- [66] L.-Z. Guo, Z.-Y. Zhang, Y. Jiang, Y.-F. Li, and Z.-H. Zhou, "Safe deep semi-supervised learning for unseen-class unlabeled data," in *Proceedings of the 37th International Conference on Machine Learning*, 2020, pp. 3897–3906.
- [67] Y. Chen, X. Zhu, W. Li, and S. Gong, "Semi-supervised learning under class distribution mismatch," in *Proceedings of the 34th AAAI Conference on Artificial Intelligence*, 2020, pp. 3569–3576.
- [68] K. Chen, L. Yao, D. Zhang, X. Chang, G. Long, and S. Wang, "Distributionally robust semi-supervised learning for people-centric sensing," in *Proceedings of the 33rd AAAI Conference on Artificial Intelligence*, 2019, pp. 3321–3328.
- [69] J. Kim, Y. Hur, S. Park, E. Yang, S. J. Hwang, and J. Shin, "Distribution aligning refinery of pseudo-label for imbalanced semi-supervised learning," in *Advances in Neural Information Processing Systems*, 2020, pp. 14 567–14 579.
- [70] K. Saito, D. Kim, and K. Saenko, "Openmatch: Open-set consistency regularization for semi-supervised learning with outliers," in *Advances in Neural Information Processing Systems*, 2021.
- [71] A. Najafi, S. Maeda, M. Koyama, and T. Miyato, "Robustness to adversarial perturbations in learning from incomplete data," in *Advances in Neural Information Processing Systems*, 2019, pp. 5542–5552.
- [72] Z. Yan, G. Li, Y. Tian, J. Wu, S. Li, M. Chen, and H. V. Poor, "Dehib: Deep hidden backdoor attack on semi-supervised learning via adversarial perturbation," in *Proceedings of the 35th AAAI Conference on Artificial Intelligence*, 2021, pp. 10 585–10 593.
- [73] N. Carlini, "Poisoning the unlabeled dataset of semi-supervised learning," in *Proceedings of the 30th USENIX Security Symposium*, 2021, pp. 1577–1592.
- [74] W. J. Reed, "The pareto, zipf and other power laws," *Economics Letters*, vol. 74, no. 1, pp. 15–19, 2001.
- [75] X. Yang, Z. Song, I. King, and Z. Xu, "A survey on deep semi-supervised learning," *CoRR*, vol. abs/2103.00550, 2021.
- [76] Y. Li and D. Liang, "Safe semi-supervised learning: A brief introduction," *Frontiers Computer Science*, vol. 13, no. 4, pp. 669–676, 2019.
- [77] Q. Xie, Z. Dai, E. H. Hovy, T. Luong, and Q. Le, "Unsupervised data augmentation for consistency training," in *Advances in Neural Information Processing Systems*, 2020, pp. 6256–6268.
- [78] T. Mitchell, *Machine Learning*, 1997.
- [79] M. Mohri, A. Rostamizadeh, and A. Talwalkar, *Foundations of Machine Learning*. MIT press, 2018.
- [80] A. Bifet, G. Holmes, B. Pfahringer, and R. Gavaldà, "Detecting sentiment change in twitter streaming data," in *Proceedings of the 2nd Workshop on Applications of Pattern Analysis*, 2011, pp. 5–11.
- [81] S. J. Pan and Q. Yang, "A survey on transfer learning," *IEEE Transactions on Knowledge and Data Engineering*, vol. 22, no. 10, pp. 1345–1359, 2009.
- [82] V. M. Patel, R. Gopalan, R. Li, and R. Chellappa, "Visual domain adaptation: A survey of recent advances," *IEEE Signal Processing Magazine*, vol. 32, no. 3, pp. 53–69, 2015.
- [83] J. Yang, K. Zhou, Y. Li, and Z. Liu, "Generalized out-of-distribution detection: A survey," *CoRR*, vol. abs/2110.11334, 2021.
- [84] Y. Carmon, A. Raghunathan, L. Schmidt, J. C. Duchi, and P. Liang, "Unlabeled data improves adversarial robustness," in *Advances in Neural Information Processing Systems*, 2019, pp. 11 190–11 201.
- [85] Z. Deng, L. Zhang, A. Ghorbani, and J. Zou, "Improving adversarial robustness via unlabeled out-of-domain data," in *Proceedings of the 24th International Conference on Artificial Intelligence and Statistics*, 2021, pp. 2845–2853.
- [86] J. M. Johnson and T. M. Khoshgoftaar, "Survey on deep learning with class imbalance," *Journal of Big Data*, vol. 6, no. 1, pp. 1–54, 2019.
- [87] A. Bulling, U. Blanke, and B. Schiele, "A tutorial on human activity recognition using body-worn inertial sensors," *ACM Computing Surveys*, vol. 46, no. 3, pp. 1–33, 2014.
- [88] S. Mente and F. Lombardo, "A recursive-partitioning model for blood-brain barrier permeation," *Journal of Computer-aided Molecular Design*, vol. 19, no. 7, 2005.
- [89] J. G. Moreno-Torres, T. Raeder, R. Alaiz-Rodríguez, N. V. Chawla, and F. Herrera, "A unifying view on dataset shift in classification," *Pattern Recognition*, vol. 45, no. 1, pp. 521–530, 2012.
- [90] M. Sugiyama, M. Krauledat, and K.-R. Müller, "Covariate shift adaptation by importance weighted cross validation," *Journal of Machine Learning Research*, vol. 8, no. 5, 2007.
- [91] A. Gretton, A. Smola, J. Huang, M. Schmittfull, K. Borgwardt, and B. Schölkopf, "Covariate shift by kernel mean matching," *Dataset Shift in Machine Learning*, vol. 3, no. 4, p. 5, 2009.
- [92] Z. Huang, C. Xue, B. Han, J. Yang, and C. Gong, "Universal semi-supervised learning," in *Advances in Neural Information Processing Systems*, 2021.



- [93] Z. Zhou, L.-Z. Guo, Z. Cheng, Y.-F. Li, and S. Pu, "Step: Out-of-distribution detection in the presence of limited in-distribution labeled data," *Advances in Neural Information Processing Systems*, 2021.
- [94] H. Li, S. J. Pan, S. Wang, and A. C. Kot, "Domain generalization with adversarial feature learning," in *Proceedings of the IEEE/CVF Conference on Computer Vision and Pattern Recognition*, 2018, pp. 5400–5409.
- [95] H. Yang, S. Zhu, I. King, and M. R. Lyu, "Can irrelevant data help semi-supervised learning, why and how?" in *Proceedings of the 20th ACM International Conference on Information and Knowledge Management*, 2011, pp. 937–946.
- [96] H. Yang, K. Huang, I. King, and M. R. Lyu, "Maximum margin semi-supervised learning with irrelevant data," *Neural Networks*, vol. 70, pp. 90–102, 2015.
- [97] Z. Ren, R. A. Yeh, and A. G. Schwing, "Not all unlabeled data are equal: Learning to weight data in semi-supervised learning," in *Advances in Neural Information Processing Systems*, 2020, pp. 21 786–21 797.
- [98] X. Zhao, K. Killamsetty, R. K. Iyer, and F. Chen, "Robust semi-supervised learning with out of distribution data," *CoRR*, vol. abs/2010.03658, 2020.
- [99] K. Killamsetty, X. Zhao, F. Chen, and R. K. Iyer, "Retrieve: Coreset selection for efficient and robust semi-supervised learning," in *Advances in Neural Information Processing Systems*, 2021.
- [100] P. W. Koh and P. Liang, "Understanding black-box predictions via influence functions," in *Proceedings of the 34th International Conference on Machine Learning*, 2017, pp. 1885–1894.
- [101] R. Khanna, E. R. Elenberg, A. G. Dimakis, S. N. Negahban, and J. Ghosh, "Scalable greedy feature selection via weak submodularity," in *Proceedings of the 20th International Conference on Artificial Intelligence and Statistics*, 2017, pp. 1560–1568.
- [102] R. Liu, J. Gao, J. Zhang, D. Meng, and Z. Lin, "Investigating bi-level optimization for learning and vision from a unified perspective: A survey and beyond," *CoRR*, vol. abs/2101.11517, 2021.
- [103] A. Y. Peng, Y. S. Koh, P. Riddle, and B. Pfahringer, "Investigating the effect of novel classes in semi-supervised learning," in *Proceedings of the 11th Asian Conference on Machine Learning*, 2019, pp. 615–630.
- [104] A. P. Dawid, "The well-calibrated bayesian," *Journal of the American Statistical Association*, vol. 77, no. 379, pp. 605–610, 1982.
- [105] Q. Yu, D. Ikami, G. Irie, and K. Aizawa, "Multi-task curriculum framework for open-set semi-supervised learning," in *Proceedings of the 16th European Conference on Computer Vision*, 2020, pp. 438–454.
- [106] D. Tanaka, D. Ikami, T. Yamasaki, and K. Aizawa, "Joint optimization framework for learning with noisy labels," in *Proceedings of the IEEE/CVF Conference on Computer Vision and Pattern Recognition*, 2018, pp. 5552–5560.
- [107] K. Saito and K. Saenko, "Ovanet: One-vs-all network for universal domain adaptation," *CoRR*, vol. abs/2104.03344, 2021.
- [108] J. Huang, C. Fang, W. Chen, Z. Chai, X. Wei, P. Wei, L. Lin, and G. Li, "Trash to treasure: Harvesting ood data with cross-modal matching for open-set semi-supervised learning," in *Proceedings of the IEEE/CVF International Conference on Computer Vision*, 2021, pp. 8310–8319.
- [109] I. J. Goodfellow, J. Shlens, and C. Szegedy, "Explaining and harnessing adversarial examples," in *Proceedings of the 3rd International Conference on Learning Representations*, 2015.
- [110] C. Szegedy, W. Zaremba, I. Sutskever, J. Bruna, D. Erhan, I. J. Goodfellow, and R. Fergus, "Intriguing properties of neural networks," in *Proceedings of the 2nd International Conference on Learning Representations*, 2014.
- [111] A. M. Nguyen, J. Yosinski, and J. Clune, "Deep neural networks are easily fooled: High confidence predictions for unrecognizable images," in *Proceedings of the IEEE/CVF Conference on Computer Vision and Pattern Recognition*, 2015, pp. 427–436.
- [112] X. Liu, S. Si, J. Zhu, Y. Li, and C. Hsieh, "A unified framework for data poisoning attack to graph-based semi-supervised learning," in *Advances in Neural Information Processing Systems*, 2019, pp. 9777–9787.
- [113] A. Saha, A. Subramanya, and H. Pirsiavash, "Hidden trigger backdoor attacks," in *Proceedings of the 34th AAAI Conference on Artificial Intelligence*, 2020, pp. 11 957–11 965.
- [114] B. Yu, J. Wu, J. Ma, and Z. Zhu, "Tangent-normal adversarial regularization for semi-supervised learning," in *Proceedings of the IEEE/CVF Conference on Computer Vision and Pattern Recognition*, 2019, pp. 10 676–10 684.
- [115] S. Rifai, Y. N. Dauphin, P. Vincent, Y. Bengio, and X. Muller, "The manifold tangent classifier," in *Advances in Neural Information Processing Systems*, 2011, pp. 2294–2302.
- [116] P. Niyogi, "Manifold regularization and semi-supervised learning: Some theoretical analyses," *Journal of Machine Learning Research*, vol. 14, no. 1, pp. 1229–1250, 2013.
- [117] S. Shalev-Shwartz and S. Ben-David, *Understanding Machine Learning - From Theory to Algorithms*. Cambridge University Press, 2014.
- [118] Z. Zhang, P. Zhao, Y. Jiang, and Z. Zhou, "Learning from incomplete and inaccurate supervision," in *Proceedings of the 25th ACM SIGKDD International Conference on Knowledge Discovery & Data Mining*, 2019, pp. 1017–1025.
- [119] G. Van Horn, O. Mac Aodha, Y. Song, Y. Cui, C. Sun, A. Shepard, H. Adam, P. Perona, and S. Belongie, "The inaturalist species classification and detection dataset," in *Proceedings of the IEEE/CVF Conference on Computer Vision and Pattern Recognition*, 2018, pp. 8769–8778.
- [120] W. Li, L. Wang, W. Li, E. Agustsson, and L. Van Gool, "Webvision database: Visual learning and understanding from web data," *arXiv preprint arXiv:1708.02862*, 2017.
- [121] Q. Dong, S. Gong, and X. Zhu, "Imbalanced deep learning by minority class incremental rectification," *IEEE Transactions on Pattern Analysis and Machine Intelligence*, vol. 41, no. 6, pp. 1367–1381, 2018.
- [122] Z. Liu, Z. Miao, X. Zhan, J. Wang, B. Gong, and S. X. Yu, "Large-scale long-tailed recognition in an open world," in *Proceedings of the IEEE/CVF Conference on Computer Vision and Pattern Recognition*, 2019, pp. 2537–2546.
- [123] D. Hendrycks, M. Mazeika, D. Wilson, and K. Gimpel, "Using trusted data to train deep networks on labels corrupted by severe noise," in *Advances in Neural Information Processing Systems*, 2018, pp. 10 477–10 486.
- [124] K. Azizzadenesheli, A. Liu, F. Yang, and A. Anandkumar, "Regularized learning for domain adaptation under label shifts," in *Proceedings of the 7th International Conference on Learning Representations*, 2019.
- [125] C. Wei, K. Sohn, C. Mellina, A. Yuille, and F. Yang, "Crest: A class-rebalancing self-training framework for imbalanced semi-supervised learning," in *Proceedings of the IEEE/CVF Conference on Computer Vision and Pattern Recognition*, 2021, pp. 10 857–10 866.
- [126] H. Lee, S. Shin, and H. Kim, "Abc: Auxiliary balanced classifier for class-imbalanced semi-supervised learning," in *Advances in Neural Information Processing Systems*, 2021.
- [127] B. Kang, S. Xie, M. Rohrbach, Z. Yan, A. Gordo, J. Feng, and Y. Kalantidis, "Decoupling representation and classifier for long-tailed recognition," in *Proceedings of the 8th International Conference on Learning Representations*, 2020.
- [128] R. Shwartz-Ziv and A. Armon, "Tabular data: Deep learning is not all you need," *Information Fusion*, vol. 81, pp. 84–90, 2022.

- [129] D. Ulmer, L. Meijerink, and G. Cinà, "Trust issues: Uncertainty estimation does not enable reliable ood detection on medical tabular data," in *Machine Learning for Health*, 2020, pp. 341–354.
- [130] J. M. Clements, D. Xu, N. Yousefi, and D. Efimov, "Sequential deep learning for credit risk monitoring with tabular financial data," *CoRR*, vol. abs/2012.15330, 2020.
- [131] S. Zhang, L. Yao, A. Sun, and Y. Tay, "Deep learning based recommender system: A survey and new perspectives," *ACM Computing Surveys*, vol. 52, no. 1, pp. 1–38, 2019.
- [132] J. Yoon, Y. Zhang, J. Jordon, and M. van der Schaar, "VIME: extending the success of self- and semi-supervised learning to tabular domain," in *Advances in Neural Information Processing Systems*, 2020, pp. 11 033–11 043.
- [133] L.-Z. Guo and Y.-F. Li, "A general formulation for safely exploiting weakly supervised data," in *Proceedings of the 32nd AAAI Conference on Artificial Intelligence*, 2018, pp. 3126–3133.
- [134] L. Guo, F. Kuang, Z. Liu, Y. Li, N. Ma, and X. Qie, "Iwe-net: Instance weight network for locating negative comments and its application to improve traffic user experience," in *Proceedings of the 34th AAAI Conference on Artificial Intelligence*, 2020, pp. 4052–4059.
- [135] Y. Yan, Z. Xu, I. W. Tsang, G. Long, and Y. Yang, "Robust semi-supervised learning through label aggregation," in *Proceedings of the 30th AAAI Conference on Artificial Intelligence*, 2016, pp. 2244–2250.
- [136] R. Rahmani and S. A. Goldman, "MISSL: multiple-instance semi-supervised learning," in *Proceedings of the 23rd International Conference on Machine Learning*, vol. 148, 2006, pp. 705–712.
- [137] Y. Yang, Z.-Y. Fu, D.-C. Zhan, Z.-B. Liu, and Y. Jiang, "Semi-supervised multi-modal multi-instance multi-label deep network with optimal transport," *IEEE Transactions on Knowledge and Data Engineering*, vol. 33, no. 2, pp. 696–709, 2019.
- [138] A. Cropper, S. Dumancic, R. Evans, and S. H. Muggleton, "Inductive logic programming at 30," *Machine Learning*, vol. 111, no. 1, pp. 147–172, 2022.
- [139] D. Koller, N. Friedman, S. Dvzoroski, C. Sutton, A. McCallum, A. Pfeffer, P. Abbeel, M.-F. Wong, C. Meek, J. Neville *et al.*, *Introduction to statistical relational learning*. MIT press, 2007.
- [140] L. De Raedt and A. Kimmig, "Probabilistic (logic) programming concepts," *Machine Learning*, vol. 100, no. 1, pp. 5–47, 2015.
- [141] Z. Zhou, "Abductive learning: towards bridging machine learning and logical reasoning," *Science China Information Sciences*, vol. 62, no. 7, p. 76101, 2019.
- [142] W. Dai, Q. Xu, Y. Yu, and Z. Zhou, "Bridging machine learning and logical reasoning by abductive learning," in *Advances in Neural Information Processing Systems*, 2019, pp. 2811–2822.
- [143] Y. Huang, W. Dai, J. Yang, L. Cai, S. Cheng, R. Huang, Y. Li, and Z. Zhou, "Semi-supervised abductive learning and its application to theft judicial sentencing," in *Proceedings of the 20th IEEE International Conference on Data Mining*, 2020, pp. 1070–1075.
- [144] Q. Da, Y. Yu, and Z.-H. Zhou, "Learning with augmented class by exploiting unlabeled data," in *Proceedings of the 28th AAAI Conference on Artificial Intelligence*, 2014, pp. 1760–1766.
- [145] Y. Zhu and Y. Li, "Semi-supervised streaming learning with emerging new labels," in *Proceedings of the 34th AAAI Conference on Artificial Intelligence*, 2020, pp. 7015–7022.
- [146] T. Wagner, S. Guha, S. Kasiviswanathan, and N. Mishra, "Semi-supervised learning on data streams via temporal label propagation," in *Proceedings of the 35th International Conference on Machine Learning*, 2018, pp. 5095–5104.
- [147] L.-Z. Guo, Z. Zhou, and Y.-F. Li, "Record: Resource constrained semi-supervised learning under distribution shift," in *Proceedings of the 26th ACM SIGKDD International Conference on Knowledge Discovery & Data Mining*, 2020, pp. 1636–1644.
- [148] A. Krizhevsky, "Learning multiple layers of features from tiny images," 2009.
- [149] Y. Netzer, T. Wang, A. Coates, A. Bissacco, B. Wu, and A. Y. Ng, "Reading digits in natural images with unsupervised feature learning," in *NIPS Workshop on Deep Learning and Unsupervised Feature Learning*, 2011.
- [150] J. Deng, W. Dong, R. Socher, L.-J. Li, K. Li, and L. Fei-Fei, "Imagenet: A large-scale hierarchical image database," in *Proceedings of the IEEE Conference on Computer Vision and Pattern Recognition*, 2009, pp. 248–255.

**Lan-Zhe Guo** received the BSc degree in 2017. He is currently working toward the PhD degree with the National Key Laboratory for Novel Software Technology, Nanjing University, China. His research interests include machine learning, semi-supervised learning, and model robustness. He is/was a PC member of top-conferences such as ICML/NeurIPS/ICLR/AAAI/IJCAI, and a reviewer of journals like the IEEE TKDE, IEEE TPAMI, etc.

**Zhi Zhou** received the BSc degree from JiLin University in 2020. He is currently working toward the PhD degree with the National Key Laboratory for Novel Software Technology, Nanjing University, China. His research interests include machine learning, semi-supervised learning, representation learning.

**Yu-Feng Li** received the BSc and PhD degrees in computer science from Nanjing University, China, in 2006 and 2013, respectively. He joined the National Key Laboratory for Novel Software Technology at Nanjing University in 2013, and is currently an associate professor. He is a member of the LAMDA group. His research interests include mainly in machine learning. Particularly, he is interested in weakly supervised learning, statistical learning and optimization. He has received outstanding doctoral dissertation award from China Computer Federation (CCF), outstanding doctoral dissertation award from Jiangsu Province and Microsoft Fellowship Award. He has published more than 50 papers in top-tier journals and conferences such as the Journal of Machine Learning Research, the IEEE Transactions on Pattern Analysis and Machine Intelligence, the Artificial Intelligence, the IEEE Transactions on Knowledge and Data Engineering, ICML, NIPS, AAAI, etc. He is served as an editorial board member of machine learning journal, co-chair of ACML21 journal track and ACML19 tutorial, and an area chair/senior PC member of top-tier conferences such as ICML22/21, IJCAI'21.