

Artemis: Articulated Neural Pets with Appearance and Motion Synthesis

HAIMIN LUO, ShanghaiTech University, China
 TENG XU, ShanghaiTech University, China
 YUHENG JIANG, ShanghaiTech University, China
 CHENGLIN ZHOU, ShanghaiTech University, China
 QIWEI QIU, ShanghaiTech University, China
 YINGLIANG ZHANG, DGene Digital Technology Co., Ltd., China
 WEI YANG, Huazhong University of Science and Technology, China
 LAN XU, ShanghaiTech University, China
 JINGYI YU*, ShanghaiTech University, China



Fig. 1. **Demonstration of our neural pet in a VR environment.** We present an approach, we call “Artemis”, for generating photo-realistic and interactable virtual pets. Traditional approaches animate animals with rigged mesh models and skeleton based skinning technique, but they can not well handle furs. Instead, we represent animals as an animatable neural volume and render animal appearance and furs in real-time (see the right figure for rendering results). Moreover, we use motion synthesis approach, i.e., the Local Motion Phase, to generate skeleton and motion the animal to take according to user’s control signals. We demonstrate this concept in the left figure, that the user gives a destination point and the virtual lion follows the skeleton and motion and moves to the destination.

*corresponding author

Authors’ addresses: Haimin Luo, ShanghaiTech University, China, luohm@shanghaitech.edu.cn; Teng Xu, ShanghaiTech University, China, xuteng@shanghaitech.edu.cn; Yuheng Jiang, ShanghaiTech University, China, jiangyh2@shanghaitech.edu.cn; Chenglin Zhou, ShanghaiTech University, China, zhouchl@shanghaitech.edu.cn; Qiwei Qiu, ShanghaiTech University, China, qiuqiweicn@gmail.com; Yingliang Zhang, DGene Digital Technology Co., Ltd., China, yingliang.zhang@dgene.com; Wei Yang, Huazhong University of Science and Technology, China, weiyangcs@hust.edu.cn; Lan Xu, ShanghaiTech University, China, xulan1@shanghaitech.edu.cn; Jingyi Yu, ShanghaiTech University, China, yujingyi@shanghaitech.edu.cn.

Permission to make digital or hard copies of all or part of this work for personal or classroom use is granted without fee provided that copies are not made or distributed for profit or commercial advantage and that copies bear this notice and the full citation on the first page. Copyrights for components of this work owned by others than ACM

We human are entering into a virtual era, and surely want to bring animals to virtual world as well for companion. Yet, computer-generated (CGI) furry animals is limited by tedious off-line rendering, let alone interactive motion control. In this paper, we present ARTEMIS, a novel neural modeling and rendering pipeline for generating ARTiculated neural pets with appEarence and Motion synthesisIS. Our ARTEMIS enables interactive motion control, real-time animation and photo-realistic rendering of furry animals. The core of our ARTEMIS is a neural-generated (NGI) animal engine, which adopts an

must be honored. Abstracting with credit is permitted. To copy otherwise, or republish, to post on servers or to redistribute to lists, requires prior specific permission and/or a fee. Request permissions from permissions@acm.org.

© 2022 Association for Computing Machinery.

0730-0301/2022/2-ART \$15.00

<https://doi.org/10.1145/nnnnnnn.nnnnnnn>

efficient octree based representation for animal animation and fur rendering. The animation then becomes equivalent to voxel level deformation based on explicit skeletal warping. We further use a fast octree indexing an efficient volumetric rendering scheme to generate appearance and density features maps. Finally, we propose a novel shading network to generate high-fidelity details of appearance and opacity under novel poses from appearance and density feature maps. For the motion control module in ARTEMIS, we combine state-of-the-art animal motion capture approach with recent neural character control scheme. We introduce an effective optimization scheme to reconstruct skeletal motion of real animals captured by a multi-view RGB and Vicon camera array. We feed all the captured motion into a neural character control scheme to generate abstract control signals with motion styles. We further integrate ARTEMIS into existing engines that support VR headsets, providing an unprecedented immersive experience where a user can intimately interact with a variety of virtual animals with vivid movements and photo-realistic appearance. Extensive experiments and showcases demonstrate the effectiveness of our ARTEMIS system to achieve highly realistic rendering of NGI animals in real-time, providing daily immersive and interactive experience with digital animals unseen before.

CCS Concepts: • **Computing methodologies** → **Computational photography; Image-based rendering.**

Additional Key Words and Phrases: free-viewpoint video, novel view synthesis, neural rendering, visual editing, neural representation, dynamic scene modeling

ACM Reference Format:

Haimin Luo, Teng Xu, Yuheng Jiang, Chenglin Zhou, Qiwei Qiu, Yingliang Zhang, Wei Yang, Lan Xu, and Jingyi Yu. 2022. Artemis: Articulated Neural Pets with Appearance and Motion Synthesis. *ACM Trans. Graph.* 1, 1 (February 2022), 18 pages. <https://doi.org/10.1145/nnnnnnnn.nnnnnnnn>

1 INTRODUCTION

Our love for animals is a great demonstration of humanity. Digitization of fascinating animals such as Aslan the Lion in the Chronicles of Narnia to Richard Parker the Tiger in Life of Pi brings close encounters to viewers, unimaginable in real life. Despite huge successes in feature films, accessing computer-generated imagery (CGI) digital animals and subsequently animating and rendering them at high realism have by far been a luxury of VFX studios where the process of creating them requires tremendous artists' efforts and high computational powers including the use of render farms. In fact, even with ample resources, photo-realistic rendering of animated digital animals still remains off-line and hence is not yet ready for primetime on Metaverse where a user should be able to guide the move of the animal, interact with it, and take close observations, all at high photo-realism in real-time.

The challenges are multi-fold but at the core is the conflict demand between real-time and photo-realistic rendering. First, animals are covered with furs traditionally modeled with hundreds of thousands of hair fiber/strands by using videos and photos as references. The traditional modeling process is tedious and requires exquisite artistic skills and excessive labor. The rendering process, on the other hand, is equally time consuming: off-line ray tracing is common adopted to produce photo-realism in translucency, light scattering, volumetric shadows, etc, and far from real-time even with the most advanced graphics hardware. In addition to rendering, animating the model, also at an interactive speed and with high realism, remains challenging. For example animations of animals in

the latest remake of the Lion King were crafted by hand, based on the reference clips to match skeletal and muscle deformations. An automated tool is in urgent need for facilitate motion controls and even transfers (e.g., from dogs to wolves). Finally, for digital animals thrive in virtual world, they should respond to users' instructions and therefore both the rendering and animation components need tight integration with interaction.

In this paper, we address these key challenges by presenting ARTEMIS, a novel neural modeling and rendering framework for generating *ARTiculated neural pets with appEarence and Motion synthesis*. In stark contrast with existing off-line animation and rendering systems, ARTEMIS supports interactive motion control, realistic animation, and high quality rendering of furry animals, all in real-time. Further, we extend ARTEMIS to OpenVR for supporting consumer-level VR headsets, providing a surreal experience for users to intimately interact with a variety of virtual animals as if in real world (see Fig. 1).

On appearance modeling and rendering, ARTEMIS presents a neural-generated imagery (NGI) production pipeline to replaces traditional realistic but time-consuming offline CGI process to model animated animals. NGI is inspired by the Neural Radiance Field (NeRF) [Mildenhall et al. 2020] and various forms of its extensions for producing photorealistic rendering of real world objects [Peng et al. 2021a; Su et al. 2021; Treitschk et al. 2020; Zhang et al. 2021]. These approaches, however, cannot yet handle elastic motions while maintaining visual realism. In our case, we train on CGI animal assets (dense multi-view RGBA videos rendered using Blender) under a set of pre-defined motion sequences, where each animal model contains a skeleton with Linear Blend Skinning (LBS) weights. Using Spherical Harmonics factorization, we embed the appearance of the animal in a high-dimensional latent space. Specifically, we follow the same strategy as PlenOctree [Yu et al. 2021] and build a canonical voxel-based octree for the whole sequence while maintain the latent descriptors and the density field. Under this design, we can apply LBS skeletal warping to locate features under the canonical pose on live poses. To ensure image quality, we further add a convolutional decoder to enhance spatial texture details of furs. The complete process can be trained as a differentiable renderer where the result enables real-time, photo-realistic, free-viewpoint rendering of dynamic animals.

Besides rendering, ARTEMIS provides realistic motion synthesis so that a user can control the animal in virtual space. We combine state-of-the-art animal motion capture techniques with the recent neural character control [Starke et al. 2020]. Since there still lacks a comprehensive 3D mocap database, we collect several new datasets using a hybrid RGB/Vicon mocap dome. Similar to human pose priors [Pavlakos et al. 2019], we pre-train an animal pose prior from the data via Variational AutoEncoder (VAE) and use it as a regularizer for motion estimation. The resulting motion sequences are used to drive neural character animations [Holden et al. 2017; Starke et al. 2019, 2020, 2021; Zhang et al. 2018]. In particular, we employ the local motion phase (LMP) technique [Starke et al. 2020] to guide the movement of the neural animal under common commands by real world pet owners. Since both neural rendering and motion controls of ARTEMIS achieve real-time performance, we further integrate ARTEMIS into existing consumer-level VR headset

platforms. Specifically, we fine-tune our neural training process to support stereo render with binocular consistency as well as develop a hybrid rendering scheme so that the foreground NGI results can be seamlessly fused with rasterization produced background. Comprehensive experiments show that ARTEMIS produces highly realistic virtual animals with convincing motions and appearance. Coupled with VR headset, it provides a surreal experience where users can intimately interact with a variety of digital animals in close encounters.

To summarize, our main contributions include:

- We propose a novel neural modeling and rendering system, ARTEMIS, that supports natural motion controls and user interactions with virtual animals, on 2D screens or in VR settings. In particular, we collect a new motion capture dataset on animals of different scales and train a new skeleton detector.
- We present a differentiable neural representation tailored for modeling dynamic animals with furry appearances. Our new approach can effectively convert traditional CGI assets to NGI assets to achieve real-time and high quality rendering. The renderer is further refined to support stereoscopic rendering.
- We provide controllable motion synthesis schemes for various NGI animals under the VR setting. A user can send commands to or intimately interact with the virtual animals as if they were real.

2 RELATED WORK

2.1 Fuzzy object modeling and rendering

To modeling fuzzy object like human hair and animal fur, traditional methods focus on physical simulation based modeling and image based modeling. Physical simulation based modeling methods directly represent hair as exists physical model. Hair rendering can date back to *texel* object method which proposed anisotropic lighting model object to rendered as furry surfaces [Kajiya and Kay 1989]. This model is still used in some modern CG rendering engine. Light scattering model of hair is then proposed which modeling hair lighting with two specular layer effects [Marschner et al. 2003], and is improved of considering energy conserving [d'Eon et al. 2011]. A more complex microcosmic hair model is proposed which add medulla kernel in hair and fur [Yan et al. 2015], and is accelerated by directly performing path tracing [Chiang et al. 2015]. Mass spring model is proposed to simulation hair which represents straight hair better [Selle et al. 2008]. Floating Tangents algorithm approximate hair curves with helices model [Derouet-Jourdan et al. 2013]. Grid hair model starts from NVIDIA HairWorks technology, and is improved to mesh model which provide direct control of overall hair shape [Yuksel et al. 2009]. On the other hand, image based modeling methods try to reconstruction hair model directly from multi-view or single view images. Multi-view images based hair reconstruction rely on direction field and hair tracking grow algorithm [Bao and Qi 2016; Luo et al. 2013; Paris et al. 2004, 2008; Wei et al. 2005]. Single view image based hair reconstruction which rely on direction field need hair guide line as input [Chai et al. 2015; Ding et al. 2016], the data-driven based method rely on hair model database to perform hair information matching [Chai et al. 2016; Hu et al. 2015].

Besides human hair, other methods focus on reconstruction furry objects. *IBOH* use multi-background matting method to construct opacity hull, which represent furry objects as opacity point clouds [Matasik et al. 2002]. Neural representation methods is also proved to have good performance on furry objects like hair and fur. *NOPC* method implement modern neural network algorithm to get similar opacity point clouds in neural network representation [Wang et al. 2020], which can efficiently generate high quality alpha map even with low quality reconstruction from small data. The latter work *ConvNeRF* change point clouds representation to opacity radiance field [Luo et al. 2021a], which enable high quality, global-consistent and free-viewpoint opacity rendering for fuzzy objects.

Recall all furry objects modeling method, it is seen that traditional physical modeling and rendering method is able to generate high quality method, but cost much times computation than simple mesh due to the complex ray reflection property of hair and fur, which is difficult to perform real-time rendering. Image-based methods directly reconstruct hair model from images, which is more efficient to generate static hair model but lose view-consistency and cost much on dynamic scene effects. Recent neural representation method perform well on furry objects modeling and rendering, but still cannot generate real-time dynamic hair and fur effects.

2.2 Virtual animals

Corresponds to general human parametric models, animal parametric models have gradually been investigated in recent years. A series of works are proposed to capture and reconstruct animals like dogs [Biggs et al. 2020a], horses [Zuffi et al. 2019], birds [Kanazawa et al. 2018] and other medium animals [Biggs et al. 2018; Cashman and Fitzgibbon 2012; Zuffi et al. 2017]. The seminal work [Cashman and Fitzgibbon 2012] of Cashman and Fitzgibbon learns a low-dimensional 3D morphable animal model by estimating the shape of dolphins from images. This approach was limited to specific classes(dolphins, pigeons) and suffered from an overly smooth shape representation. [Kanazawa et al. 2016] learns an model to deforms the template model to match hand clicked correspondences. However, their model is also animal-specific. SMAL [Zuffi et al. 2017] extends SMPL [Loper et al. 2015] model to animal domain, they create a realistic 3D model of animals and fit this model to 2D data, overcoming the lack of motion and shape capture for animal subjects with prior knowledge. [Kanazawa et al. 2018] combine the benefits of the classically used deformable mesh representations with learning based prediction mechanism. [Kearney et al. 2020] built a first open-source 3D motion capture dataset for dogs using RGBD cameras and Vicon optical motion capture system. Comparably, our method build a hybrid capture system with marker-based capture for docile and small pets(e.g., dogs and cats) and only RGB footage for dangerous and large animals. Besides, we reconstruct the realistic 3D skeletal poses for each kind of animals above.

2.3 Neural Modeling and Rendering

Various explicit representations have been incorporated into the deep learning pipeline for geometry and appearance learning via differentiable rendering, such as pointclouds [Aliev et al. 2020; Insafutdinov and Dosovitskiy 2018; Kolos et al. 2020; Lin et al. 2018; Roveri

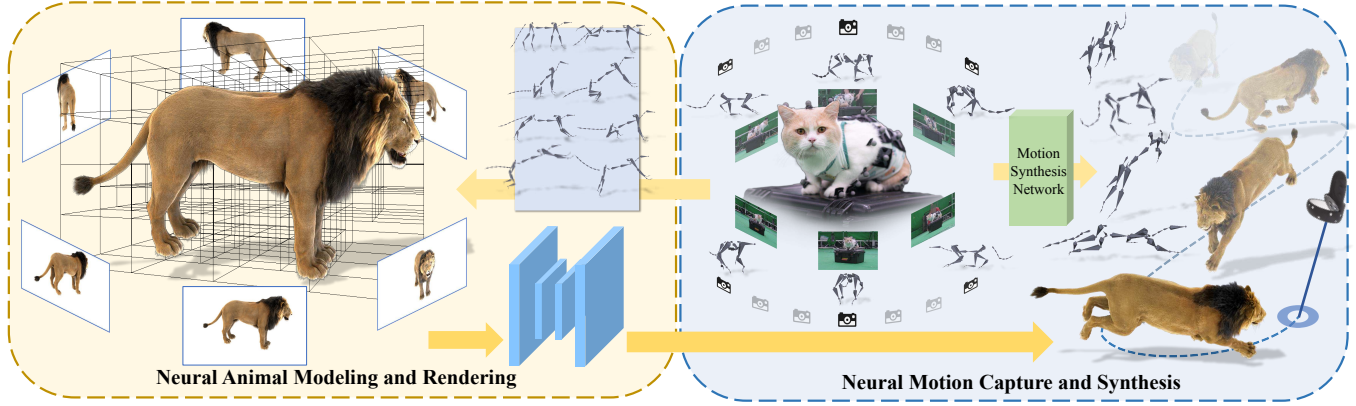


Fig. 2. **Overview of our ARTEMIS system for generating articulated neural pets with appearance and motion synthesis.** ARTEMIS consists of two core components. In the first module, given skeletal rig and skinning weights of CGI animal asset and corresponding multi-view rendered RGBA images in representative poses, we build a dynamic octree-based neural representation to enables explicit skeletal animation and real-time rendering for dynamic animals, which supports real-time interactive applications; In the second module, we build a hybrid animal motion capture system with multi-view RGB and VICON cameras to reconstruct realistic 3D skeletal poses, which supports to training a neural motion synthesis network to enable a user to interactively guide the move of the neural animals. The ARTEMIS system is further integrated into existing consumer-level VR headset platforms for immersive VR experience of neural generated animals.

et al. 2018; Wu et al. 2020; Yifan et al. 2019], textured meshes [Chen et al. 2019; Habermann et al. 2021; Kato et al. 2018; Liu et al. 2020, 2019; Shysheya et al. 2019] and volumes [Lombardi et al. 2019a; Mescheder et al. 2019; Peng et al. 2020; Sitzmann et al. 2019]. However, they suffer from holes, topological changes, or cubic memory footprint. Recent implicit representations employ Multi-Layer Perceptrons (MLP) to learn a continuous implicit function that maps spacial locations to distance field [Chabra et al. 2020; Jiang et al. 2020; Park et al. 2019], occupancy field [Mescheder et al. 2019; Peng et al. 2020] or radiance field [Bi et al. 2020; Martin-Brualla et al. 2021; Mildenhall et al. 2020]. They can naturally handle complicated scenes, but they usually suffer from high query time for rendering. For real-time rendering, explicit primitives [Lombardi et al. 2021] or spheres [Lassner and Zollhofer 2021] representations are employed, together with acceleration data structures [Yu et al. 2021]. However, they require good initialization or high memory for dynamic scenes.

Recently NeRF [Mildenhall et al. 2020] has achieved impressive progress by learning radiance fields from 2D images. The following variants of NeRF aim to learn generalizable radiance fields [Chen et al. 2021; Wang et al. 2021a], train with unposed cameras [Meng et al. 2021; Wang et al. 2021b; Yen-Chen et al. 2020], model high-frequency details [Luo et al. 2021b; Sitzmann et al. 2020; Tancik et al. 2020] and opacity [Luo et al. 2021b] or accelerate for real-time applications [Garbin et al. 2021; Hedman et al. 2021; Neff et al. 2021; Reiser et al. 2021; Yu et al. 2021]. Most recent approaches extend NeRF to dynamic scenes by learning a deformation field [Li et al. 2021; Park et al. 2020; Pumarola et al. 2021; Tretschk et al. 2021; Xian et al. 2021] or training a hypernet [Park et al. 2021]. Such methods can only achieve playback or implicit interpolation. AnimatableNeRF [Peng et al. 2021a] achieves pose control by inversely learning blending weights fields, however, it struggles for large motion due to the limited capacity of MLP. Another line of research employs explicit

volume [Lombardi et al. 2019a], points [Wu et al. 2020], mesh [Habermann et al. 2021; Liu et al. 2020, 2019; Shysheya et al. 2019], but suffers from low resolution representations. MVP [Lombardi et al. 2021] achieves real-time fine detail rendering but still cannot realize pose extrapolation.

3 ANIMATABLE NEURAL ANIMALS

Animating digital animals has long relied on experienced artists. To produce photo-realistic appearance and opacity of furry animals, it is commonly a group effort for modeling tens of thousands of hair fibers and simulating their movements with physical soundness. Finally, real time rendering is difficult achieve even on high-end render farms. For interactive applications such as virtual pets, it is essential to simultaneously maintain photo-realism and real-time performance, on both motion and appearance.

Neural Opacity Radiance Fields. In contrast to physically modeling translucency of furs, we adopt the neural rendering approach and cast the problem as view synthesis on the radiance field. The seminal work of the Neural Radiance Field conceptually provides a natural solution to fur rendering: NeRF represents a scene in terms of the color and density on each point along a ray where the density naturally reflects the opacity of the point. However, the alpha matte produced from NeRF tends to be noisy and less continuous than natural fur or hair. The recent ConNeRF [Luo et al. 2021b] addresses this issue by processing the image in feature space than directly in RGB colors. They formulate a neural opacity field as:

$$I = \Phi(F_p), F_p = \sum_i^{|S|} T_i (1 - \exp(-\sigma_i \delta_i)) f_i \quad (1)$$

where Φ is the opacity synthesis network, and F_p is the aggregated image features, $T_i = \exp(-\sum_{j=1}^i \sigma_j \delta_j)$. S is the set of sampled

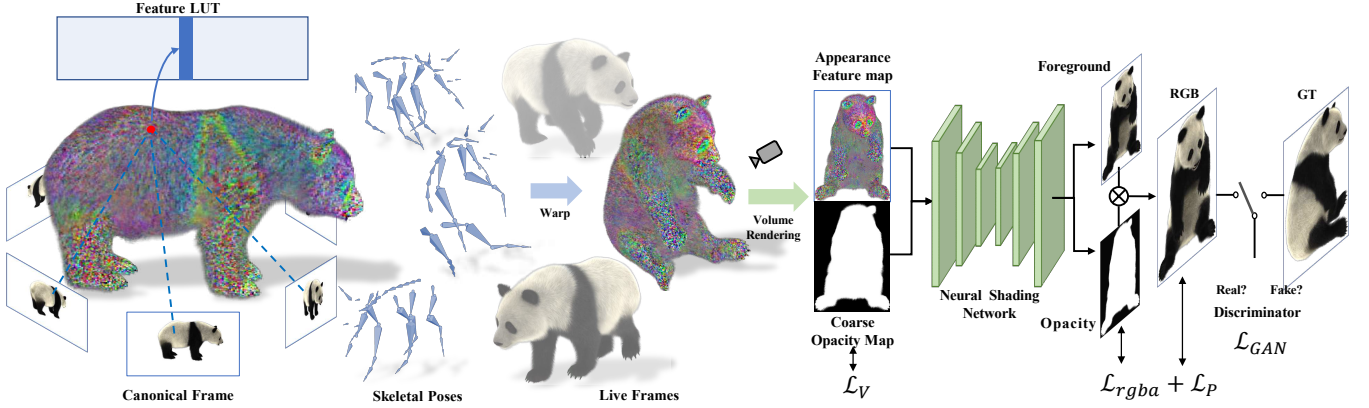


Fig. 3. **The algorithm pipeline of our Animatable Neural Animals.** Given multi-view RGBA images of traditional modeled animals rendered in canonical space, we first extract a sparse voxel grid and allocate a corresponding feature look-up table as a compact representation, together with an octree for quick feature indexing. Then we pose the character to training poses using the rig of the traditional animal asset and conduct efficient volumetric rendering to generate view-dependent appearance feature maps and coarse opacity maps. We next decode them into high quality appearance and opacity images with the convolutional neural shading network. We further adopt an adversarial training scheme for high frequency details synthesis.

points and σ_i, δ_i are density and distance between sampled point respectively. The key here is the use of feature f_i to represent the opacity at each spatial point instead of directly using the density. The original ConNeRF can only handle static objects. For dynamic objects, the brute-force approach is to conduct per-frame optimization which is clearly infeasible on neural animals that generally perform long motion sequences.

3.1 Animatable Neural Volumes

We first extend the neural opacity radiance field to dynamic animals. Notice that our goal is not only accelerate training but more importantly realize real-time rendering. Inspired by PlenOctree [Yu et al. 2021] for static scenes, we set out to store the opacity features in a volumetric octree structure for real-time rendering but under animations. Specifically, we devise a feature indexing scheme for quick feature fetching and rendering. We further introduce a skeleton based volume deformation scheme that employs skinning weights derived from the original CGI model, to bridge canonical frame with live frames for animation. In addition, we devise a neural shading network to handle animated object modeling and adopt an efficient adversarial training scheme for model optimization.

Octree Feature Indexing. Unlike the original NeRF or PlenOctree where the geometry of the object is unknown, we have the CGI animal models as inputs. Therefore, we first convert a CGI animal character, such as a tiger or a lion, to the octree based representation. Again, the original CGI model contains furs and very detailed geometry and direct conversion onto discrete voxels can cause strong aliasing and large errors in subsequent neural modeling. If we remove the furs and use only the bare model, the voxel representation will deviate greatly from the actual ones. Rather, we prefer "dilated" voxel representations that encapsulate the model. To resolve this issue, we apply a simple trick: we use the rendered alpha matte from a dense set of views as inputs and conduct conservative volume carving to construct the octree. Notice though that we also need

the rendered multi-view alpha matte later for training the neural opacity field. The resulting octree contains a voxel array P occupied in 3D space. By using this volumetric representation, we aim to store a view dependent feature f at each voxel. We therefore allocate a separate data array F called Features Look-up Table (FLUT) to store features and density values as in the original PlenOctree. Here FLUT is used to efficiently query features at an arbitrary 3D location to accelerate training and inference. For a given query point in space at the volume rendering process, we can index into FLUT in constant time and assign the corresponding feature and density to the point.

Inspired by PlenOctree [Yu et al. 2021] that factorizes view-dependent appearance with Spherical Harmonics (SH) basis, we model our opacity feature f also as a set of SH coefficients, i.e., $f = \{k_h^i\}_{h=1}^H$, where $k_h^i \in \mathbb{R}^C$ correspond to the coefficients for C components, and H is the number of SH functions. Given a query ray direction $d = (\theta, \phi)$, the view dependent feature $F \in \mathbb{R}^C$ can be written as:

$$F(f, d) = \sum_{h=1}^H k_h^i Y_h(\theta, \phi) \quad (2)$$

where $Y_h : S^2 \rightarrow \mathbb{R}$ is the SH bases. In our implementation, we set the dimension of SH bases to 91.

Rigging and Deformation. To make the octree adapt to animated animals, we directly "rig" the octree \mathcal{V}_c in terms of its voxels from the canonical pose to the target skeleton S , where S is the skeleton parameter $S = \{\mathbf{r}, R, T\}$, $\mathbf{r} \in \mathbb{R}^{J \times 3}$ is the joint rotation angles, $R \in \mathbb{R}^3$ is global rotation and $T \in \mathbb{R}^3$ is global translation.

To rig the octree under skeletal motion, the brute force way is to rig all voxels in terms of their distance to the skeletons. Following Linear Blending Skinning (LBS), we instead apply skinning weights to voxels using the skinned mesh provided by the CGI models. Specifically, given mesh vertices and corresponding skinning weights, we generate per-voxel skinning weight by simply blending

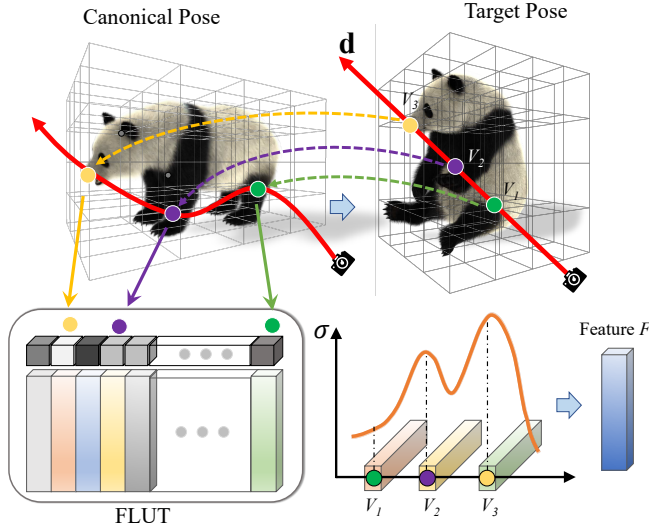


Fig. 4. **Dynamic Animal Rendering Details.** Given a target skeletal pose, we deform the canonical index octree to live frame then perform ray marching for efficient volume rendering to integrate the features along the ray to generate feature maps for further rendering process.

the weights of m closest vertices $\{v_j\}_{j=1}^m$ on the mesh as:

$$w(\mathbf{p}_i) = \sum_{j=1}^m \alpha_j w_j, \quad \alpha_j = e^{\delta_j} / \sum_{k=1}^m e^{\delta_k} \quad (3)$$

where w_j is the skinning weight of v_j and $\delta_j = d_j - \min_k^m d_k$ with d_j as the Euclidean distance between v_j and voxel position \mathbf{p}_i .

With the voxel set \mathcal{V}_c , their skinning weights \mathcal{W} and a corresponding skeleton \mathcal{S}_c ready, we then conduct deformation from the canonical pose \mathcal{S}_c to the target pose \mathcal{S}_t with the transformation matrices $M^c, M^t \in \mathbb{R}^{J \times 4 \times 4}$ following LBS as:

$$\mathbf{p}_i^t = \sum_{j=1}^J w_j(\mathbf{v}_i) M_j^t (M_j^c)^{-1} \mathbf{p}_i^c \quad (4)$$

with canonical voxel position \mathbf{p}_i^c and J joints.

Dynamic Volume Rendering. Once we deform the octree to the target pose, we can render the neural animal via volume training and subsequently enable end-to-end training. We employ a differentiable volumetric integration scheme, as shown in Fig. 4. Given a ray $r_p^t = (\mathbf{o}_p^t, \mathbf{d}_p^t)$ with starting point \mathbf{o}_p^t and ray direction \mathbf{d}_p^t that corresponds to pixel p viewing the volume under pose \mathcal{S}_t , we can compute the view-dependent feature of p as:

$$F_p^t = \sum_i^m \alpha_i F(f_i, \mathbf{d}_p^c) \quad (5)$$

where:

$$\alpha_i = T_i (1 - \exp(-\sigma_i \delta_i)), \quad T_i = \exp(-\sum_{j=1}^i \sigma_j \delta_j) \quad (6)$$

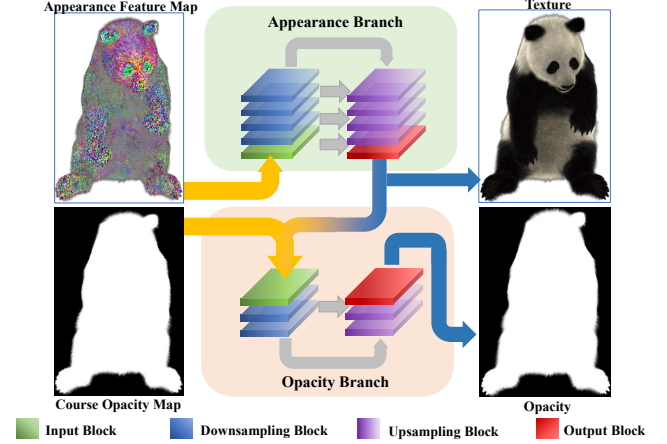


Fig. 5. **Neural Shading Network.** Our 4 blocks appearance branch maps feature map to foreground texture image, while the 2 blocks opacity branch takes texture image to refine the coarse opacity map.

where δ_i is the distance of the ray traveling through a voxel \mathbf{v}_i , and f_i is the corresponding SHs coefficients fetched using the index stored in \mathbf{v}_i , m is the number of hit voxels. To further preserve consistency over view-dependent effects, we map the ray directions to the canonical space with a rotation matrix R_i^t by $\mathbf{d}_p^c = (R_i^t)^{-1} \mathbf{d}_p^t$.

Finally, we generate a view-dependent feature map \mathcal{F} and a coarse opacity map \mathcal{A} by accumulating α_i along the rays. Since our neural animal model is dense and compact in space, uniform sampling used as in NeuralVolumes [Lombardi et al. 2019a] and NeRF [Mildenhall et al. 2020] can lead to rendering empty voxels. To tackle this problem, we employ a highly optimized data-parallel octree construction technique [Karras 2012] that only uses around 10ms to build an octree for millions of voxels. With this speed, we manage to rebuild the octree under pose variations and perform a ray-voxel intersection test for dynamic scenes. We further apply an early-stop strategy based on the accumulated alpha, i.e., we stop the integration once alpha is greater than $1 - \lambda_{th}$ (we use 0.01 in our implementation).

Neural Shading. We have by far produced a neural appearance feature map \mathcal{F} and opacity \mathcal{A} at the target pose and viewpoint. The final step is to render its color image with a corresponding opacity map. To preserve high frequency details of the fur, it is essential to consider spatial contents in the final rendered image. Notice though that neither NeRF or PlenOctree take into account spatial correlation as all pixels are rendered independently. We instead adopt an additional U-Net architecture Φ to perform full image rendering. Specifically, our neural shading network G consists of two encoder-decoder branches for RGB and alpha channel respectively. The RGB branch converts \mathcal{F} to texture images \mathbf{I}_f with rich fur details. The alpha branch refines the coarse opacity map \mathcal{A} and \mathbf{I}_f to form a super-resolved opacity map \mathcal{A} . The process enforces multi-view consistency by explicitly utilizing the implicit geometry information encoded in \mathcal{A} .

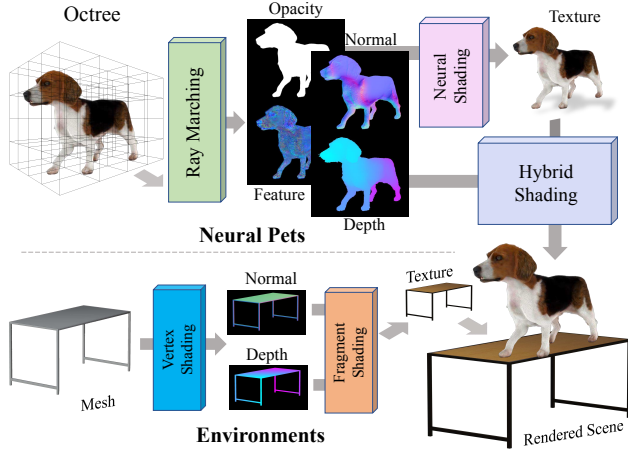


Fig. 6. **Hybrid Rendering.** We develop a neural rendering engine based on our animatable neural volumetric representation. It can render our neural animals into common frame buffers (e.g., texture, alpha, depth) used in traditional 3D rendering pipeline.

Training. Recall that all features f are stored in FLUT. For acceleration, we randomly initialize FLUT and then jointly optimize the dense feature array F and the parameters of G from the multi-view animal motion videos. Our network aims to recover the appearances and opacity values of furry animals under free viewpoint. We therefore adopt the pixel-level L_1 loss as:

$$\mathcal{L}_{rgba} = \frac{1}{N_p} \sum_i^{N_p} (\|\hat{\mathcal{I}}_i - \mathcal{I}_i\|_1 + \|\hat{\alpha}_i - \alpha_i\|_1) \quad (7)$$

where \mathcal{I}, α are groundtruth color and alpha rendered from groundtruth fuzzy CGI animal models, and $\hat{\mathcal{I}}_i, \hat{\alpha}_i$ are synthesized color and alpha values from our network. In particular, $\hat{\mathcal{I}}_i$ is the blended result using the predicted alpha matte. N_p is number of sampled pixels.

To preserve fine texture and geometry details, we employ the VGG19 perceptual loss [Johnson et al. 2016]:

$$\mathcal{L}_P = \frac{1}{N_I} \sum_i^{N_I} \sum_{l \in \{3,8\}} (\|\phi^l(\hat{\mathbf{I}}_i) - \phi^l(\mathbf{I}_i)\|_1 + \|\phi^l(\hat{\mathbf{A}}_i) - \phi^l(\mathbf{A})\|_1) \quad (8)$$

where ϕ^l denotes the l^{th} layer feature map of VGG19 backbone, and N_I is the number of sampled images.

To encourage cross view consistency as well as maintain temporal coherency, we impose priors on the coarse alpha map \mathcal{A} :

$$\mathcal{L}_V = \frac{1}{N_I} \sum_i^{N_I} \|\mathcal{A}_i - \mathbf{A}_i\|_1 \quad (9)$$

Under motion, voxels may be warped to locations that occlude previous frames. This leads to feature overwrites of a grid and breaks the temporal consistency. To address this issue, we propose a voxel regularization term (VRT) that enforces features falling onto the same grid after warping should have identical values as:

$$\mathcal{L}_{ort} = \lambda_{ort} \frac{1}{N_v} \sum_i^{N_v} \|\mathbf{Q}(\mathbf{p}_i^t, \mathbf{T}^t) - \mathbf{f}_i^c\|_1 \quad (10)$$

\mathbf{Q} is a query operator that output the corresponding features of voxel at position \mathbf{p}_i^t in octree \mathbf{T}^t . N_v is the voxel number.

To further improve visual quality of high frequency appearance of furs, we employ the PatchGAN [Isola et al. 2017] discriminator D to perform adversarial training with a GAN loss defined as:

$$\mathcal{L}_{GAN} = \sum_i^{N_I} (\|D(\hat{\mathbf{I}}_i)\|_2 + \|D(\hat{\mathbf{I}}_i) - 1\|_2) \quad (11)$$

Hybrid Rendering. The processes of warping, octree construction, and volume rendering form a differentiable neural rendering pipeline and can be paralleled using C++ and CUDA C for efficient, end-to-end training. Once trained, the resulting octree structure supports real-time free-view rendering under animation. The solution can be further integrated with OpenGL and Unity engines where standard 3D rendering pipeline can conveniently render environments that host the virtual animals. It is essential to address shading and occlusions in order to correct fuse the environment with the neural rendering results for providing realistic viewing experience. We therefore extend the volume rendering process described in Sec. 3.1 to render to different frame buffers. Firstly, the original outputs \mathcal{F} and \mathcal{A} correspond to neural textures for neural shading, and the final rendered images are stored in texture buffers. Neural rendered animals can also produce a depth buffer using a ray marching process: we cast a ray from each pixel from image plane to our trained volumetric model, trace along the ray and locate the first voxel with density larger than threshold, and directly assign the distance as the depth. In contrast, we observe directly applying such ray marching schemes on NeRF produces large errors near the boundary of the object, particularly problematic for furry object. The rendered neural frame buffers can be combined with the ones produced by the standard rendering pipeline for resolving occlusions and alpha blending with background. For example, the translucency of fur blends accurately with the floor or the background as the animal walks or jumps using our scheme.

4 NEURAL ANIMAL MOTION SYNTHESIS

For ARTEMIS to provide convincing motion controls, e.g., to guide an animal to walk or jump from one location to another, it is essential to synthesize realistic intermediate motions as the animal moves. For human motions, data driven approaches now serve as the gold standard. However, a sufficiently large animal mocap dataset is largely missing. We hence first set out to acquire a new animal mocap dataset along with a companion deep animal pose estimation that we intend to share with research community. Next, we tailor a neural character animator [Starke et al. 2020] for animals that maps the captured skeletal motions to abstract control commands and motion styles.

4.1 Animal Motion Capture

For data acquisition, we have constructed two types of animal motion capture systems, first composed of an array of RGB cameras for animals of large scales and the second combines RGB cameras and Vicon cameras for docile and small pets, as shown in Fig. 7.



Fig. 7. Setup of our animal motion capture system. The system consists of 12 Vicon cameras and 22 Z-CAM cinema cameras surrounding the animal.

MoCap Processes. We observe that quadrupeds, despite having similar skeletal structures across species, exhibit drastically different shapes and scales. It is simply impossible to capture a mocap dataset suitable for all types of quadrupeds. We hence set out to learn motion priors from docile and small pets and transfer the priors to larger animals such as tigers and wolves. For the latter, we further enhance the prediction accuracy using a multi-view RGB dome in partnership with the zoo and circus.

Fig. 7 shows our capture system for dogs and cats where we use 12 Vicon Vantage V16 cameras evenly distributed surrounding the animal subject, each capturing moving IR reflective markers at 120 Hz. We add additional 22 Z-CAM cinema cameras interleaved with Vicon and capturing at a 1920×1080 resolution at 30 fps. Cross-calibrations and synchronization are conducted in prior of actual motion capture. For small animals, we place the hybrid capture system closer to the ground so that they can clearly acquire limb movements while resolving occlusions between legs. We hire a professional trainer to guide these small animals to perform different movements including jumping and walking. Vicon produces highly accurate motion estimations that are used as priors for RGB camera based estimation.

For large animals, it is infeasible to place markers on large animals such as horses, tigers, elephants and etc. We partner with several zoos and circuses to deploy the RGB dome system where we use 22 60 cameras and adjust their heights and viewing directions, depending on the size of the performance area. It is worth mentioning that several circuses further provided us surveillance footages of their animals where we manually select the usable ones and label their poses.

2D Key-points and Silhouettes Estimation. To automatically extract skeletons on multi-view RGB images for animal motion inference, we first estimate the 2D key-points and silhouettes in images [Biggs et al. 2020a; Zuffi et al. 2019]. For key-points, we combine DeepLabCut [Mathis and Warren 2018] and the SMAL [Zuffi et al. 2017] model for processing imagery data towards quadrupeds, augmented with light manual annotations. Specifically, we annotate joints defined in the SMAL model on the first 10% frames and then allow DeepLabCut to track and estimate 2D poses for remaining

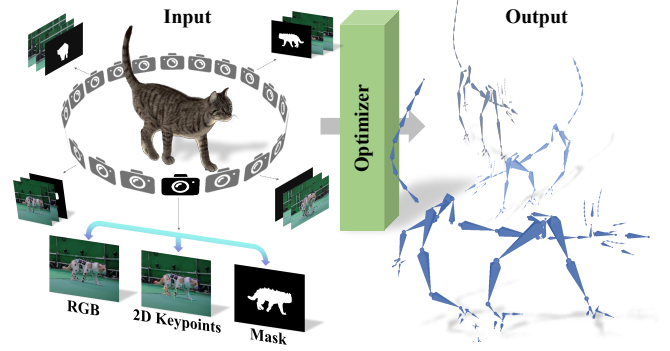


Fig. 8. We estimate the animal skeleton, SMAL parameters more specifically, from the multi-view video data and Vicon MoCap data. We adopt an optimization framework to regress SMAL parameter from multiview observations of 2D keypoints and silhouettes and Vicon Observations.

frames. For silhouette extractions, we directly use the off-the-shelf DeepLab2 [Weber et al. 2021] with their pre-trained models.

Animal Pose Estimator. We adopt the parametric SMAL pose model. To briefly reiterate, SMAL is represented as a function $M(\beta, \theta, \gamma)$, where β is the shape parameter, θ the pose, and γ the translation. $\Pi(x, C_j)$ denote the projection of a 3D point x on the j -th camera whereas $\Pi(M, C_i)$ represents the projection of the SMAL model to camera C_i . Our goal is to recover SMAL parameters θ, ϕ, γ from the observed 2D joints and silhouette. Assume all RGB and Vicon cameras in our system are calibrated. We extend the key point reprojection error E_{kp} , silhouette error E_s as presented in [Zuffi et al. 2017] to multiview inputs. In our setup, we assume known animal species and therefore append shape constraints E_β from [Zuffi et al. 2017] to enforce the distribution of β to match the pre-trained species type. For our multi-view setup, we further add a 3D key-point constraint E_{3d} and a mocap constraint E_m as:

$$E_{3d}(\Theta; V) = \sum_k \|V_k - \text{Tr}(v_k^i)\|_2 \quad (12)$$

where V_k denotes the k th SMAL joint in 3D space and v_k^i the observation of V_k in camera i . $\text{Tr}(\cdot)$ corresponds to the triangulation operator. We hence have:

$$E_m(\Theta; M) = \sum_k \|M_k - \frac{1}{|\Omega_k|} \sum_{i \in \Omega_k} \mathcal{T}_k^i(\text{Tr}(v_k^i))\|_2 \quad (13)$$

where M_k is position of the k th mocap marker. Ω_k corresponds to the set of joints used for recovering M_k . \mathcal{T}_k^i is the transformation between the k th marker and vertex i . Notice not all vertices are usable for recovering M_k because the animal motion is non-rigid. We thus find Ω_k by identifying the vertices that have correspond to constant \mathcal{T}_k^i across the motion sequence.

For human pose estimation, the SMPL-X human model [Pavlakos et al. 2019] introduces a prior using Variational AutoEncoder (VAE) [Kingma and Welling 2014] to penalize on impossible poses. We adopt a similar idea: we pre-train an animal motion prior using the same VAE framework with all recovered skeletal poses of quadrupeds in our

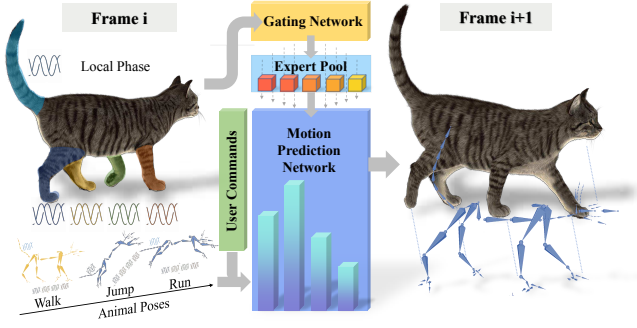


Fig. 9. **Neural Animal Controller Pipeline.** Leveraging ideas of Local Motion Phases, the neural animal controller is composed of a gating network and a motion prediction network. The gating network takes local phases as input, and calculates the expert blending coefficients. The coefficients are used to generate the motion prediction network. Then, the user-given control signals as well as motion information from previous frames are sent into the motion prediction network, which uses them to predict the motion information of the next frame.

dataset and then use E_{prior} to penalize on the deviations from the prior. We thus can formulate the animal pose estimator in terms of an optimization problem as:

$$\beta, \theta, \gamma \leftarrow \arg \min (E_{kp} + E_s + E_{3d} + E_m + E_\beta + E_{prior}) \quad (14)$$

On RGB only captured images, we remove the marker loss term E_m . With recovered β, θ, γ for all frames, we can construct an animal motion sequence $\{\theta_j\}$ and $\{\gamma_j\}$.

4.2 Motion Synthesis

Our task is to generate virtual pets that exhibit realistic motions in response to a user's command. Physics-based controls are widely used in industry to generate vivid periodical motion pattern. However, those physical rules such as momentum conservation and reaction force can be confusing to users as they provide less meaningful guidance unless to experts. Hence, we leverage the recent advances on data-driven methods and human movement animation, i.e., Local Motion Phases (LMP) [Starke et al. 2020], for our animal motion synthesis, to learn movements from asynchronously behaviors of different body parts. Different from [Starke et al. 2019] that requires tedious manual annotation, LMP features can be automatically extracted and subsequently trained on unstructured motion data collected on animals.

Controlled Motion Synthesis with Local Motion Phases. To enable interactions between the user and the virtual animal, it is critical to synthesize animal motions according to user commands, e.g., for accomplishing specific tasks. We adopt the LMP framework that consists of a gating network and a motion prediction network, as shown in Fig. 9. The gating network takes the motion states (joint locations, rotations and velocities) of the current frame and the past frames as inputs, and computes expert activation, which is then dynamically blended with motion states and sent to the motion prediction network. Taking the expert weights and control

signals from users, the motion prediction network would be able to calculate the motion state for future frames. The process can be expressed as:

$$\mathcal{M}_i = \Phi(\mathcal{M}_{i-1}, c) \quad (15)$$

Where \mathcal{M}_i is the motion state at frame i , c is the user control signal. In our implementation, we define the set of control signals as {'Idle', 'Move', 'Jump', 'Sit', 'Rest'}. Under these control signals, we extract the LMP feature accordingly, in terms of to the contact state between the animal's feet or hips with the ground. The contact label is also extracted automatically by calculating the difference of positions and velocities between end-effectors and the environment collider. Furthermore, we process our motion data so that we can calculate the action labels automatically.

For example, we compute Idle and Move states by calculating the root velocities and mapping them into values from 0 to 1. We detect Jump, Sit and Rest labels by jointly checking the position, velocity and contact information and mapping them to values between 0 and 1. Specifically, Jump labels have no contact and velocity in y-axis, whereas the Sit and Rest Labels have no velocity and all end-effectors contacted with environment, but differ in the position of the head of the animal.

Motion transfer to articulated model. Notice, the generated motion state from LMP is bound to the skeleton captured in our Mocap systems. Yet the base models used for our neural pets are created by artists and their skeletons do not match with the captured animals. We need to transfer the motions generated by LMP to animal models created by artists while keeping the model shape. Therefore, for each type of virtual animals, we manually apply offsets constraining the rotation and translation components in the rest pose. We then apply forward-kinematics and inverse-kinematics to calculate the target motion state and use transformation limits to fine-tune the impossible states. With the transformed motion data, we can transfer motion states from one to another and drive the neural animals to move freely.

5 NEURAL ANIMALS IN IMMERSIVE ENVIRONMENTS

In previous sections, we have described how to train our animatable neural volumetric representation to synthesize animals under arbitrary poses and views, along with a hybrid rendering pipeline. Our neural motion controls and synthesis, enabled by our animal mocap data, provide convenient interfaces to guide the animal movements. In this section, we assemble all these modules coherently under the VR setting as the ultimate ARTEMIS system, where a user can interact with the animal.

Stereoscopic Rendering. For VR applications, it is critical to generate two consistent views for presenting to the left and right eyes of a user respectively in the VR headsets. Inconsistent views between eyes may cause discomforts, such as nausea and dizziness. Recall that our neural volumetric representation adopts an intermediate loss \mathcal{L}_V to enforce multi-view consistency. However, the results still exhibit discrepancies in local areas. We hence propose a rendering approach tackle stereo inconsistency problem. The most straightforward approach is to directly use MLP to regress the color and



Fig. 10. **Neural-generated animals in our ARTEMIS system.** We show our synthesized results of different neural volumetric animals in representative pose.

density at a given query point, same to the classical NeRF [Mildenhall et al. 2020]. However, this solution generates many artifacts for dynamic scenes, especially in areas with high-frequency details. We design a stereo loss, according to [Martin-Brualla et al. 2018], to suppress the view inconsistency between left and right eyes in a self-supervised learning manner. Specifically, we obtain the left and right images, i.e., I_L and I_R and the corresponding masks, i.e., M_L and M_R , through our neural rendering pipeline given the camera poses of the two eyes. We simulate the stereo camera poses as follows: we use the ground-truth camera viewpoint as the left camera, and then translate the left camera about 60mm to 70mm horizontally and use the resultant pose as the right camera pose. Then, we generate the corresponding depth maps D_L and D_R via the ray marching process described in ???. Subsequently, we warp the image I_L and mask M_L to the right camera using the generated depth map, denoted as \hat{I}_L and \hat{M}_L . We conduct the same process for the right camera and obtain the stereo loss as:

$$\mathcal{L}_{stereo} = \lambda_i (\|I_R - \hat{I}_L\|_1 + \|I_L - \hat{I}_R\|_1) + \lambda_m (\|M_R - \hat{M}_L\|_1 + \|M_L - \hat{M}_R\|_1) \quad (16)$$

Interactions. Our motion synthesis module guides virtual animal movements by explicitly pointing to the target location and providing action types. We further explore high level control patterns, emulating commonly used set of commands by pet owners:

- **Companion:** As the user can move freely in virtual space, so will the virtual animal. It will follow the user.
- **Go to:** The user points to a 3D location in virtual space and the animal reaches the target destination automatically. In

a complicated environment where obstacles are presented, we use the A-Star algorithm to find the path for the animal to follow. The user can also control the speed of the movement, i.e., the animal can either walk to or run/jump to the destination.

- **Go around a Circle:** The user specifies a location and the animal will reach the location and continue going around in circle. The user can even point themselves as the destination and ended being surrounded by a single or multiple animals.
- **Size and Speed Adjustment:** Since our neural animal representation, as a continuous implicit function, can support infinite resolution, the user can adjust the size of the animal by simply adjust its octree accordingly. The user can also adjust the movement speed, either slowing it down or speed it up. In particular, slow motion provides a fancy visual effect where the user can observe the animal in close distance as if time freezes.
- **Free Mode:** when no command is given, the animal can take any reasonable movements such as exploring the virtual world themselves. In our implementation, we randomly set destinations within a time interval where the animal reaches the destination one after another.

Implementations Details. The entire control flow for producing neural animal under the VR setting is as follows: We first obtain the pose of the VR headsets along with the controller status from OpenVR. Next, we then use LMP control signals and the current state to generate the estimated motion parameters. Based on the parameters, we rig the canonical model using bidirectional LBS




Fig. 11. **Qualitative comparison for dynamic appearance rendering** against NeuralVolumes, NeuralBody and AnimatableNeRF. Note that our approach achieves more photo-realistic rendering with finer details for appearance and fur.

and then construct an octree for each frame. Finally, our neural rendering pipeline traces into the octree to generate the feature maps and subsequently conduct rendering where the background environments, obstacles in 3D environments, etc, are rendered using standard graphics pipeline and fused with the neural rendering results.

We follow the high cohesion and low coupling strategy to distribute time consumption as even as possible where the communication between core part is lightweight via shared CUDA memory. The average computation time breakdown of individual parts are: 10ms

for handle input (e.g., update the left and right camera poses, handle the controller action, controller environment), 29ms for motion synthesis (motion generation and motion transfer), 10ms for octree construction, 25ms for stereo neural rendering and environment synthesis, 10ms for output assembly and submit. By tailoring the assembly line of various components, we manage to produce the rendering around 30 fps. The supplementary video shows live recordings of several examples.

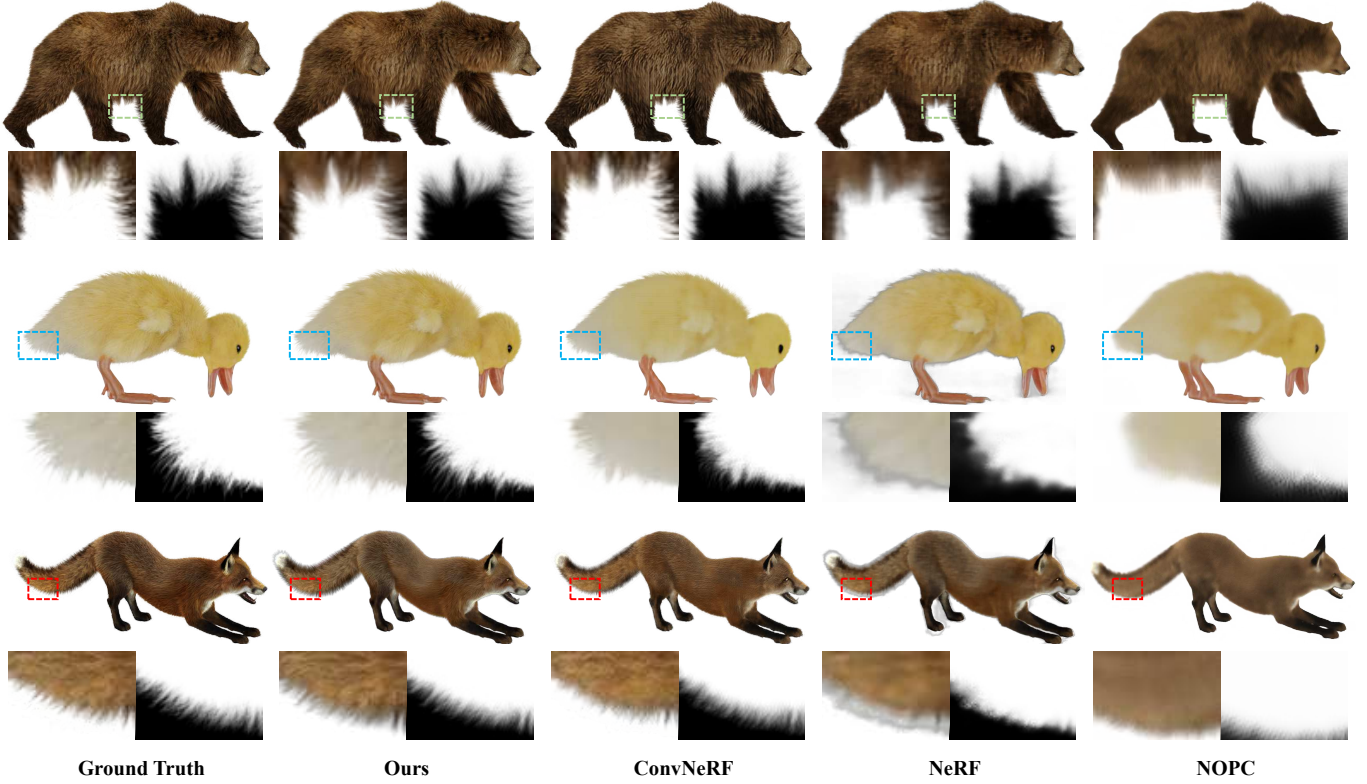


Fig. 12. **Qualitative comparison for free-view appearance and opacity rendering of static scene** with NOPC, NeRF and ConvNeRF. Our approach achieves modeling high frequency geometry details and generates almost the same RGBA images with the ground truth.

6 RESULTS

In this section, we evaluate our ARTEMIS under various challenging scenarios. We first report our dynamic furry animal datasets which are used for training our NGI animals and our training and experimental details. Then, we provide the comparison of our neural rendering scheme with current state-of-the-art (SOTA) methods for both dynamic appearance rendering and static opacity generation, which demonstrate that our method better preserves high-frequency details. We also conduct detailed runtime performance analysis of our rendering approach and provide extra evaluation for our motion capture scheme. We further provide the VR applications of our ARTEMIS using consumer-level VR headsets where a user can intimately interact with various virtual animals. Finally, the limitation and discussions regarding our approach are provided in the last subsection.

Dynamic Furry Animal Dataset To evaluate our ARTEMIS (neural pets) system, especially for our NGI animals, we seek help from traditional CGI animal animation and rendering pipeline to generate a comprehensive training dataset. Specifically, our Dynamic Furry Animal (DFA) dataset contains nine high-quality CGI animals with fiber/strands based furs and skeletal rigs modeled through tedious artists efforts, including panda, lion, cat, etc. We utilize the commercial rendering engine (e.g. MAYA) to render all these CGI

animal characters into high quality multi-view 1080×1080 RGBA videos under various representative skeletal motions. Specifically, we adopted 36 camera views which are uniformly arranged around a circle towards the captured animal, and the number of representative poses ranges from 700 to 1000 for each animal. Note that on average it takes about 10 minutes to render a single frame of our high-quality DFA dataset using commercial render farms. For training a NGI animal from the corresponding CGI asset, we uniformly select 30 views to conduct per-animal training and leave 6 views as test data for evaluation. We train our NGI animals at 960×540 image resolution using 4 Nvidia TITAN RTX GPUs and it takes about 2 days for the training process. Fig. 10 demonstrates the representative rendering results of our NGI animals under various novel skeletal poses, where the details of appearance, fur and opacity are faithfully reconstructed with real-time performance. Besides, our high-quality DFA dataset will be made publicly available for the community to stimulate future research about realistic animal modeling.

6.1 Comparison to Dynamic Neural Rendering

Here we compare our neural rendering pipeline in ARTEMIS with recent SOTA methods for dynamic scene rendering. For thorough comparison, we compare against both the radiance field based

Method		Neural Body	Neural Volumes	Animatable NeRF	Ours
Panda	↑ PSNR	30.38	30.11	26.51	33.63
	↑ SSIM	0.970	0.965	0.957	0.985
	↓ LPIPS	0.110	0.116	0.112	0.031
Cat	↑ PSNR	30.77	28.14	31.37	37.54
	↑ SSIM	0.972	0.951	0.973	0.989
	↓ LPIPS	0.067	0.087	0.061	0.012
Dog	↑ PSNR	32.37	26.80	31.19	38.95
	↑ SSIM	0.978	0.945	0.975	0.989
	↓ LPIPS	0.075	0.129	0.074	0.022
Lion	↑ PSNR	30.11	29.59	27.87	33.09
	↑ SSIM	0.956	0.947	0.944	0.966
	↓ LPIPS	0.111	0.123	0.123	0.035

Table 1. Quantitative comparisons of synthesized appearance images on different dynamic animals. Compared with NeuralVolumes, NeuralBody, and AnimatableNeRF, our method achieves the best performance in all metrics.

methods including NeuralBody [Peng et al. 2021b] and AnimatableNeRF [Peng et al. 2021a], as well as the volume-based approach NeuralVolumes [Lombardi et al. 2019b]. Note that our NGI animal requires additional pre-defined skeletal rig with skinning weights from a corresponding CGI digital asset. Thus, for fair comparison, we train the baseline models using the same experiment settings with our approach, and adopt the ground truth mesh vertices and skinning weights of our CGI animal models to train NeuralBody and AnimatableNeRF.

Fig. 11 provides the qualitative comparison results of our approach against the above baselines. Note that only fur with color much different from background can be recognized as fur, like lion manes and cat forehead. Non-surprisingly, the three baseline methods suffer from artifacts of blurry fur and loss of appearance details. Specifically, NeuralVolumes suffers from severe noises and blurring effects due to its limited ability of modeling, which is most obviously on the cat forehead. NeuralBody can only generate low frequency fur details as blurry effects, while AnimatableNeRF behaves slightly better but still cannot faithfully recover the furry details. In stark contrast, our approach generates much more clear details favorably, especially for those furry regions which are common in animals. For quantitative evaluation, we adopt the peak signal-to-noise ratio (PSNR), structural similarity index (SSIM) and Learned Perceptual Image Patch Similarity (LPIPS) as metrics to evaluate our rendering accuracy. As shown in Tab. 1, our approach significantly outperforms the other baselines for all the above metrics, demonstrating the superiority of our approach to preserve rendering details.

6.2 Comparison to Static RGBA Rendering

Here we evaluate our approach for generating free-view opacity map, which are important for fur modeling. To the best of our knowledge, there are no previous works that can generate opacity maps for dynamic scenes. Thus, we compare our approach against

	RGB	NOPC	NeRF	ConvNeRF	Ours
Bear	↑ PSNR	18.43	28.12	32.34	30.95
	↑ SSIM	0.886	0.954	0.953	0.967
	↓ LPIPS	0.140	0.113	0.063	0.038
Duck	↑ PSNR	25.45	30.35	34.31	37.14
	↑ SSIM	0.967	0.978	0.985	0.986
	↓ LPIPS	0.075	0.091	0.052	0.026
Fox	↑ PSNR	17.42	27.53	33.42	30.94
	↑ SSIM	0.914	0.966	0.973	0.976
	↓ LPIPS	0.106	0.099	0.047	0.029
	Alpha	NOPC	NeRF	ConvNeRF	Ours
Bear	↑ PSNR	17.89	31.65	36.37	40.13
	↑ SSIM	0.918	0.986	0.992	0.995
	↓ SAD	144.2	199.2	11.80	8.072
Duck	↑ PSNR	19.77	30.09	33.02	36.81
	↑ SSIM	0.849	0.923	0.990	0.994
	↓ SAD	110.6	36.17	12.76	8.558
Fox	↑ PSNR	15.68	23.81	34.90	36.43
	↑ SSIM	0.903	0.968	0.993	0.995
	↓ SAD	192.4	52.32	11.30	9.555

Table 2. Quantitative comparisons of appearance and alpha on a single representative frame of different animals. Our approach achieves the best performance in almost all alpha-related metric and comparable performance for RGB texture against ConvNeRF.

the recent SOTA methods on the opacity rendering task for static scenes. For thorough comparison, we select three baselines including the explicit point-clouds based method called Neural Opacity Point Clouds (NOPC) [Wang et al. 2020], as well as the radiance field based methods NeRF [Mildenhall et al. 2020] and ConvNeRF [Luo et al. 2021b].

Fig. 12 shows several RGB and alpha results of our method and other static methods. *NOPC* suffers from aliasing and ghosting on the boundary regions due to the interpolation of point-cloud based feature. *NeRF* suffers from severe blur artifacts because the limited representation ability of its MLP network especially for high frequency details, while *ConvNeRF* improves the alpha and RGB details but still causes grid-like artifacts due to its patch-based strategy. Differently, our approach generates more realistic opacity rendering, and even support dynamic scenes in real-time. The corresponding quantitative result is provide in Tab. 2. For the evaluation of alpha map, we further adopt Sum of Absolute Distance (SAD) as metrics besides PSNR and SSIM. Our approach outperforms all the baselines for alpha-related metrics, and maintains comparable performance for RGB texture rendering against ConvNeRF. All these evaluations illustrates the effectiveness of our approach for high-quality fur and opacity detail rendering.




Fig. 13. **Qualitative evaluation of our animal Motion capture** with the baseline method SMALify. Our robust motion capture scheme achieves more faithful 3D skeletal poses reconstruction of the capture animal, especially for the limb regions.

Dynamic	CGI	Neural Body	Neural Volumes	Animatable NeRF	Ours
runtime (ms)	$\sim 5 \times 10^5$	2353	181.7	18142	34.29
fps	—	0.425	5.504	0.055	29.16
Static	CGI	NOPC	NeRF	ConvNeRF	Ours
runtime (ms)	$\sim 5 \times 10^5$	51.23	18329	2599	20.38
fps	—	19.52	0.055	0.385	49.07

Table 3. Runtime comparisons different Methods. Our method is significantly faster than existing methods and enables real-time applications.

Model	Normal	Light	256 + Light
PSNR \uparrow	33.01	32.80	32.47
SSIM \uparrow	0.991	0.990	0.988
LPIPS \downarrow	0.010	0.011	0.012
warp \downarrow	1.950	1.975	1.915
build otree \downarrow	7.990	8.321	6.285
volume render \downarrow	4.521	4.520	2.478
neural render \downarrow	12.97	10.03	10.01
total \downarrow	27.43	24.84	22.69

Table 4. Runtime (in milliseconds) analysis of components of our model and performance-speed trade-off.

6.3 Runtime Performance Evaluation

We run our method on an Nvidia TITAN RTX GPU. Tab. 3 compares the running time of our method for one frame with others. For dynamic scenes, we compare our full runtime, i.e., warping to target pose and rendering, with other baselines. Our method achieve real-time novel pose synthesis and rendering. For static scene, we compare our free-view rendering runtime. Our method is much faster (in order of 10 times) than other methods, especially achieves three to four orders of magnitude rendering speed up to traditional CGI animal character, which further supports our novel ARTEMIS system.

Runtime Analysis. We further analyse the runtime of each part and the performance-speed trade-off on a single Nvidia GeForce RTX3090 GPU. As shown in Tab. 4, for a general case, where the resolution of our sparse volume is 512, animating (warp + build octree) costs around 10ms, volume rendering costs around 5ms, where the neural shading network costs around 13ms with half floating-point precision. It costs 27.43ms in total. To further accelerate, we design a light shading network by removing the opacity branch and adding an output channel to the appearance branch to predict the opacity map, denoted as **Light**. The rendering time reduces to 24.84ms with a slight performance downgrade. Finally, by combining the light network with 256 volume resolution, denoted as **256 + Light**, it takes 22.69ms with a slight performance drop. We adopt this scheme to provide better experience in our ARTEMIS system.

6.4 Animal MoCap Evaluation

Here we provide the exemplary capture results of our animal motion capture scheme and compare against the baseline method SMALify [Biggs et al. 2020b]. For fair comparison, we extend the original monocular SMALify into our multi-view RGB setting. Fig. 13 provides the qualitative motion capture results where a cat with Vicon-based marker-suit is wandering freely in our captured doom. Our hybrid capture device with both multi-view RGB and Vicon cameras records the detailed movements of captured animal. As shown in Fig. 13, our robust motion capture scheme can reconstruct the detailed 3D skeletal motions of the captured, especially for the challenging limb regions for animal motion capture, which outperforms the baseline method favorably. Our motion capture scheme provides more vivid motions of real animals for our NGI animals, enabling more realistic virtual animal generation and rendering.

6.5 Interactive NGI Animals in VR.

As shown in Fig. 14, we exhibit our rendering results in VR applications including different level interactions and different perspectives. First line 'viewing' shows the vivid virtual panda we observed from the third and first view(VR headset), respectively. We can clearly see good fur effects even in VR headsets. Second line 'Instructions' shows the low-level control animation results. We can explicitly drive our neural pets using control signals like 'Jump', 'Move' and




Fig. 14. **Example interactive modes of our ARTEMIS.** From top to bottom are different levels of interactions: viewing - we can observe the animal and see the fur clearly; instructions - drive the animals with explicit signals, such as ‘jump’ or ‘sit’; commands - high level control patterns, such as user points at a 3D location and the animal moves to there; companion - the animal follows the user; ‘exploration’ - animals show random movements.



Fig. 15. **A concept demo of animal and user interaction in a VR environment.** We develop a VR demo to exhibit how users can interact with a virtual pet in a VR environment. We obtain the coordinate of the user in VR according to the controller, the wolf pet then plays with the user, e.g., jumping around the user.

'Sit'. 'Commands' illustrates our high level control patterns 'Go to'. The user points to a 3D location in virtual space and the wolf reaches the target destination automatically. We can also call back the wolf by waving. Note that the speed of the movement is also controlled by user. In 'Companion', our virtual pet will follow and accompany the user like a real pet. Finally, 'Exploring' shows our free mode, when no command is given, the animal can take any reasonable movements, exploring the virtual world themselves.

We show more interactive results in Fig. 15.

6.6 Limitations and Discussions

We have demonstrated the compelling capability of interactive motion control, real-time animation and photo-realistic rendering of neural-generated (NGI) furry animals even with modern commercial-level VR headsets. However, as a first trial to bring photo-realistic NGI animals into our daily immersive applications with us humans, our ARTEMIS system still owns limitations as follows.

First, our NGI animal still heavily relies on a pre-defined skeletal rig and skinning weights of the corresponding CGI animal character. Despite the huge improvement in terms of rendering time speed up from CGI to NGI animals, the problem of fully automatic neural animal generation from captured data without artist's effort remains unsolved. In future work we plan to combine the non-rigid tracking technique [Xu et al. 2020] to alleviate our reliance of skeletal parameters. Moreover, within the paradigm of neural rendering, our approach suffers from appearance artifacts for those unobserved animal body regions during training and under those challenging rendering views that are too different compared to the captured camera views. It's promising to combine the appearance prior of certain kind of animals to alleviate such neural rendering shortcoming. Our current rendering results still suffer from flicking artifacts

when the rendering view or the captured animal is moving even using our voxel regularization. We suspect that it's partially caused by the voxel collision of our dynamic Octree reconstruction. In future work, we plan to explore more elegant Octree indexing scheme and employ more temporal regularization to handle the flicking. Moreover, our current NGI animal can only generate results within the baked lighting environment during rendering the CGI asset. It's interesting to enable more explicit lighting control on top of current NGI animal design.

From ARTEMIS system side, our current interactions with NGI animals is still limited with the heavy reliance of human motion capture and pre-defined rule-based strategies. Fundamentally, current ARTEMIS design is based on only several relatively basic interactive modes. Despite the unprecedented interaction experience of ARTEMIS, a more advanced and knowledge-based strategy for the interaction between NGI animals and us human is in urgent need. Moreover, more engineering effort is needed to provide more immersive experience for current VR applications, especially for supporting the rendering of multiple animals.

7 CONCLUSION

We have presented a neural modeling and rendering pipeline ARTEMIS for generating articulated neural pets with appearance and motion synthesis. Our ARTEMIS system interactive motion control, realistic animation, and high quality rendering of furry animals, all in real-time. At the core of our ARTEMIS, our neural-generated (NGI) animals renew the rendering process of traditional CGI animal characters, which can generate real-time photo-realistic rendering results with rich details of appearance, fur and opacity, with notably three to four orders of magnitude speed up. Our novel dynamic neural representation with a tailored neural rendering scheme enables highly efficient and effective dynamic modeling for our NGI animal.

Our robust motion capture scheme for real animals together with the recent neural character control scheme provides the controllable ability for the interaction of our NGI animals with more realistic movements. Moreover, our stereo rendering optimization and the hybrid rendering engine enables the integration of ARTEMIS into existing consumer-level VR headset platforms, so as to providing a surreal and immersive experience for users to intimately interact with virtual animals as if in real world. Extensive experimental results and VR showcases demonstrate the effectiveness of our approach for neural animal modeling and rendering, supporting immersive interactions unseen before. We believe that our approach renews the way humans perceive and interact with virtual animals, with more immersive, realistic, and responsive interaction experiences, with many potential applications for animal digitization and protection, or fancy human-animal interactions in VR/AR, gaming, or entertainment.

REFERENCES

- Kara-Ali Aliev, Artem Sevastopolsky, Maria Kolos, Dmitry Ulyanov, and Victor Lempitsky. 2020. Neural point-based graphics. In *Computer Vision—ECCV 2020: 16th European Conference, Glasgow, UK, August 23–28, 2020, Proceedings, Part XXII* 16. Springer, 696–712.
- Yongtang Bao and Yue Qi. 2016. Realistic Hair Modeling from a Hybrid Orientation Field. *Vis. Comput.* 32, 6–8 (jun 2016), 729–738. <https://doi.org/10.1007/s00371-016-1240-1>
- Sai Bi, Zexiang Xu, Pratul Srinivasan, Ben Mildenhall, Kalyan Sunkavalli, Miloš Hašan, Yannick Hold-Geoffroy, David Kriegman, and Ravi Ramamoorthi. 2020. Neural reflectance fields for appearance acquisition. *arXiv preprint arXiv:2008.03824* (2020).
- Benjamin Biggs, Oliver Boyne, James Charles, Andrew Fitzgibbon, and Roberto Cipolla. 2020a. Who left the dogs out? 3d animal reconstruction with expectation maximization in the loop. In *European Conference on Computer Vision*. Springer, 195–211.
- Benjamin Biggs, Oliver Boyne, James Charles, Andrew Fitzgibbon, and Roberto Cipolla. 2020b. Who left the dogs out?: 3D animal reconstruction with expectation maximization in the loop. In *ECCV*.
- Benjamin Biggs, Thomas Roddick, Andrew Fitzgibbon, and Roberto Cipolla. 2018. Creatures great and small: Recovering the shape and motion of animals from video. In *Asian Conference on Computer Vision*. Springer, 3–19.
- Thomas J Cashman and Andrew W Fitzgibbon. 2012. What shape are dolphins? building 3d morphable models from 2d images. *IEEE transactions on pattern analysis and machine intelligence* 35, 1 (2012), 232–244.
- Rohan Chabra, Jan E Lenssen, Eddy Ilg, Tanner Schmidt, Julian Straub, Steven Lovegrove, and Richard Newcombe. 2020. Deep local shapes: Learning local sdf priors for detailed 3d reconstruction. In *European Conference on Computer Vision*. Springer, 608–625.
- Menglei Chai, Linjie Luo, Kalyan Sunkavalli, Nathan Carr, Sunil Hadap, and Kun Zhou. 2015. High-Quality Hair Modeling from a Single Portrait Photo. *ACM Trans. Graph.* 34, 6, Article 204 (oct 2015), 10 pages. <https://doi.org/10.1145/2816795.2818112>
- Menglei Chai, Tianjia Shao, Hongzhi Wu, Yanlin Weng, and Kun Zhou. 2016. AutoHair: Fully Automatic Hair Modeling from a Single Image. *ACM Trans. Graph.* 35, 4, Article 116 (jul 2016), 12 pages. <https://doi.org/10.1145/2897824.2925961>
- Anpei Chen, Zexiang Xu, Fuqiang Zhao, Xiaoshuai Zhang, Fanbo Xiang, Jingyi Yu, and Hao Su. 2021. MVNeRF: Fast Generalizable Radiance Field Reconstruction from Multi-View Stereo. *arXiv preprint arXiv:2103.15595* (2021).
- Wenzheng Chen, Huan Ling, Jun Gao, Edward Smith, Jaakko Lehtinen, Alec Jacobson, and Sanja Fidler. 2019. Learning to predict 3d objects with an interpolation-based differentiable renderer. In *Advances in Neural Information Processing Systems*. 9609–9619.
- Matt Jen-Yuan Chiang, Benedikt Bitterli, Chuck Tappan, and Brent Burley. 2015. A Practical and Controllable Hair and Fur Model for Production Path Tracing. In *ACM SIGGRAPH 2015 Talks* (Los Angeles, California) (SIGGRAPH '15). Association for Computing Machinery, New York, NY, USA, Article 23, 1 pages. <https://doi.org/10.1145/2775280.2792559>
- Eugene d'Eon, Guillaume Francois, Martin Hill, Joe Letteri, and Jean-Marie Aubry. 2011. An Energy-Conserving Hair Reflectance Model. In *Proceedings of the Twenty-Second Eurographics Conference on Rendering* (Prague, Czech Republic) (EGSR '11). Eurographics Association, Goslar, DEU, 1181–1187. <https://doi.org/10.1111/j.1467-8659.2011.01976.x>
- Alexandre Derouet-Jourdan, Florence Bertails-Descoubes, and Joëlle Thollot. 2013. Floating Tangents for Approximating Spatial Curves with G1 Piecewise Helices. *Comput. Aided Geom. Des.* 30, 5 (jun 2013), 490–520. <https://doi.org/10.1016/j.cagd.2013.02.007>
- Zhipeng Ding, Yongtang Bao, and Yue Qi. 2016. Single-View Hair Modeling Based on Orientation and Helix Fitting. In *2016 International Conference on Virtual Reality and Visualization (ICVRV)*. 286–291. <https://doi.org/10.1109/ICVRV.2016.54>
- Stephan J Garbin, Marek Kowalski, Matthew Johnson, Jamie Shotton, and Julien Valentin. 2021. Fastnerf: High-fidelity neural rendering at 200fps. *arXiv preprint arXiv:2103.10380* (2021).
- Marc Habermann, Lingjie Liu, Weipeng Xu, Michael Zollhoefer, Gerard Pons-Moll, and Christian Theobalt. 2021. Real-time Deep Dynamic Characters. *arXiv preprint arXiv:2105.01794* (2021).
- Peter Hedman, Pratul P Srinivasan, Ben Mildenhall, Jonathan T Barron, and Paul Debevec. 2021. Baking Neural Radiance Fields for Real-Time View Synthesis. *arXiv preprint arXiv:2103.14645* (2021).
- Daniel Holden, Taku Komura, and Jun Saito. 2017. Phase-functioned neural networks for character control. *ACM Transactions on Graphics (TOG)* 36, 4 (2017), 1–13.
- Liwen Hu, Chongyang Ma, Linjie Luo, and Hao Li. 2015. Single-View Hair Modeling Using a Hairstyle Database. *ACM Trans. Graph.* 34, 4, Article 125 (jul 2015), 9 pages. <https://doi.org/10.1145/2766931>
- Eldar Insafutdinov and Alexey Dosovitskiy. 2018. Unsupervised learning of shape and pose with differentiable point clouds. *arXiv preprint arXiv:1810.09381* (2018).
- Phillip Isola, Jun-Yan Zhu, Tinghui Zhou, and Alexei A Efros. 2017. Image-to-image translation with conditional adversarial networks. In *Proceedings of the IEEE conference on computer vision and pattern recognition*. 1125–1134.
- Chiyu Jiang, Avneesh Sud, Ameesh Makadia, Jingwei Huang, Matthias Nießner, Thomas Funkhouser, et al. 2020. Local implicit grid representations for 3d scenes. In *Proceedings of the IEEE/CVF Conference on Computer Vision and Pattern Recognition*. 6001–6010.
- Justin Johnson, Alexandre Alahi, and Li Fei-Fei. 2016. Perceptual losses for real-time style transfer and super-resolution. In *European conference on computer vision*. Springer, 694–711.
- J. T. Kajiya and T. L. Kay. 1989. Rendering Fur with Three Dimensional Textures. *SIGGRAPH Comput. Graph.* 23, 3 (jul 1989), 271–280. <https://doi.org/10.1145/74334.74361>
- Angjoo Kanazawa, Shahar Kovalsky, Ronen Basri, and David Jacobs. 2016. Learning 3d deformation of animals from 2d images. In *Computer Graphics Forum*, Vol. 35. Wiley Online Library, 365–374.
- Angjoo Kanazawa, Shubham Tulsiani, Alexei A Efros, and Jitendra Malik. 2018. Learning category-specific mesh reconstruction from image collections. In *Proceedings of the European Conference on Computer Vision (ECCV)*. 371–386.
- Tero Karras. 2012. Maximizing parallelism in the construction of BVHs, octrees, and k-d trees. In *Proceedings of the Fourth ACM SIGGRAPH/Eurographics conference on High-Performance Graphics*. 33–37.
- Hiroharu Kato, Yoshitaka Ushiku, and Tatsuya Harada. 2018. Neural 3d mesh renderer. In *Proceedings of the IEEE conference on computer vision and pattern recognition*. 3907–3916.
- Sinead Kearney, Wenbin Li, Martin Parsons, Kwang In Kim, and Darren Cosker. 2020. RGBD-Dog: Predicting Canine Pose from RGBD Sensors. In *IEEE/CVF Conference on Computer Vision and Pattern Recognition (CVPR)*.
- Diederik P. Kingma and Max Welling. 2014. Auto-Encoding Variational Bayes. In *2nd International Conference on Learning Representations, ICLR 2014, Banff, AB, Canada, April 14–16, 2014, Conference Track Proceedings*. [arXiv:http://arxiv.org/abs/1312.6114v10](http://arxiv.org/abs/1312.6114v10) [stat.ML]
- Maria Kolos, Artem Sevastopolsky, and Victor Lempitsky. 2020. TRANSPR: Transparency Ray-Accumulating Neural 3D Scene Point Renderer. In *2020 International Conference on 3D Vision (3DV)*. IEEE, 1167–1175.
- Christoph Lassner and Michael Zollhofer. 2021. Pulsar: Efficient Sphere-based Neural Rendering. In *Proceedings of the IEEE/CVF Conference on Computer Vision and Pattern Recognition*. 1440–1449.
- Zhengqi Li, Simon Niklaus, Noah Snavely, and Oliver Wang. 2021. Neural scene flow fields for space-time view synthesis of dynamic scenes. In *Proceedings of the IEEE/CVF Conference on Computer Vision and Pattern Recognition*. 6498–6508.
- Chen-Hsuan Lin, Chen Kong, and Simon Lucey. 2018. Learning efficient point cloud generation for dense 3d object reconstruction. In *proceedings of the AAAI Conference on Artificial Intelligence*, Vol. 32.
- Lingjie Liu, Jiatao Gu, Kyaw Zaw Lin, Tat-Seng Chua, and Christian Theobalt. 2020. Neural Sparse Voxel Fields. *NeurIPS* (2020).
- Lingjie Liu, Weipeng Xu, Michael Zollhoefer, Hyeonwoo Kim, Florian Bernard, Marc Habermann, Wenping Wang, and Christian Theobalt. 2019. Neural rendering and reenactment of human actor videos. *ACM Transactions on Graphics (TOG)* 38, 5 (2019), 1–14.
- Stephen Lombardi, Tomas Simon, Jason Saragih, Gabriel Schwartz, Andreas Lehrmann, and Yaser Sheikh. 2019a. Neural volumes: Learning dynamic renderable volumes from images. *arXiv preprint arXiv:1906.07751* (2019).
- Stephen Lombardi, Tomas Simon, Jason Saragih, Gabriel Schwartz, Andreas Lehrmann, and Yaser Sheikh. 2019b. Neural Volumes: Learning Dynamic Renderable Volumes from Images. *ACM Trans. Graph.* 38, 4, Article 65 (July 2019), 14 pages. <https://doi.org/10.1145/3306346.3323020>

- Stephen Lombardi, Tomas Simon, Gabriel Schwartz, Michael Zollhofer, Yaser Sheikh, and Jason Saragih. 2021. Mixture of volumetric primitives for efficient neural rendering. *arXiv preprint arXiv:2103.01954* (2021).
- Matthew Loper, Naureen Mahmood, Javier Romero, Gerard Pons-Moll, and Michael J Black. 2015. SMPL: A skinned multi-person linear model. *ACM transactions on graphics (TOG)* 34, 6 (2015), 1–16.
- Haimin Luo, Anpei Chen, Qixuan Zhang, Bai Pang, Minye Wu, Lan Xu, and Jingyi Yu. 2021a. Convolutional Neural Opacity Radiance Fields. *arXiv:2104.01772 [cs.CV]*
- H. Luo, A. Chen, Q. Zhang, B. Pang, M. Wu, L. Xu, and J. Yu. 2021b. Convolutional Neural Opacity Radiance Fields. In *2021 IEEE International Conference on Computational Photography (ICCP)*. IEEE Computer Society, Los Alamitos, CA, USA, 1–12. <https://doi.org/10.1109/ICCP51581.2021.9466273>
- Linjie Luo, Hao Li, and Szymon Rusinkiewicz. 2013. Structure-Aware Hair Capture. *ACM Transactions on Graphics (Proc. SIGGRAPH)* 32, 4 (July 2013).
- Stephen R. Marschner, Henrik Wann Jensen, Mike Cammarano, Steve Worley, and Pat Hanrahan. 2003. Light Scattering from Human Hair Fibers. *ACM Trans. Graph.* 22, 3 (jul 2003), 780–791. <https://doi.org/10.1145/882262.882345>
- Ricardo Martin-Brualla, Rohit Pandey, Shuoran Yang, Pavel Pidlipenskiy, Jonathan Taylor, Julien Valentin, Sameh Khamis, Philip Davidson, Anastasia Tkach, Peter Lincoln, et al. 2018. Lookingood: Enhancing performance capture with real-time neural re-rendering. *arXiv preprint arXiv:1811.05029* (2018).
- Ricardo Martin-Brualla, Noha Radwan, Mehdi SM Sajjadi, Jonathan T Barron, Alexey Dosovitskiy, and Daniel Duckworth. 2021. Nerf in the wild: Neural radiance fields for unconstrained photo collections. In *Proceedings of the IEEE/CVF Conference on Computer Vision and Pattern Recognition*. 7210–7219.
- Alexander Mathis and Richard A. Warren. 2018. On the inference speed and video-compression robustness of DeepLabCut. *bioRxiv* (2018). <https://doi.org/10.1101/457242> <https://www.biorxiv.org/content/early/2018/10/30/457242.full.pdf>
- Wojciech Matusik, Hanspeter Pfister, Addy Ngan, Paul Beardsley, Remo Ziegler, and Leonard McMillan. 2002. Image-Based 3D Photography Using Opacity Hulls. *ACM Trans. Graph.* 21, 3 (jul 2002), 427–437. <https://doi.org/10.1145/566654.566599>
- Quan Meng, Anpei Chen, Haimin Luo, Minye Wu, Hao Su, Lan Xu, Xuming He, and Jingyi Yu. 2021. GNeRF: GAN-based Neural Radiance Field without Posed Camera. *arXiv preprint arXiv:2103.15606* (2021).
- Lars Mescheder, Michael Oechsle, Michael Niemeyer, Sebastian Nowozin, and Andreas Geiger. 2019. Occupancy networks: Learning 3d reconstruction in function space. In *Proceedings of the IEEE/CVF Conference on Computer Vision and Pattern Recognition*. 4460–4470.
- Ben Mildenhall, Pratul P Srinivasan, Matthew Tancik, Jonathan T Barron, Ravi Ramamoorthi, and Ren Ng. 2020. Nerf: Representing scenes as neural radiance fields for view synthesis. *arXiv preprint arXiv:2003.08934* (2020).
- Thomas Neff, Pascal Stadlbauer, Mathias Parger, Andreas Kurz, Chakravarthy R Alla Chaitanya, Anton Kaplanyan, and Markus Steinberger. 2021. DOnERF: Towards real-time rendering of neural radiance fields using depth oracle networks. *arXiv e-prints* (2021), arXiv–2103.
- Sylvain Paris, Hector M. Briceño, and François X. Sillion. 2004. Capture of Hair Geometry from Multiple Images. *ACM Trans. Graph.* 23, 3 (aug 2004), 712–719. <https://doi.org/10.1145/1015706.1015784>
- Sylvain Paris, Will Chang, Oleg I. Kozhushnyan, Wojciech Jarosz, Wojciech Matusik, Matthias Zwicker, and Frédo Durand. 2008. Hair Photobooth: Geometric and Photometric Acquisition of Real Hairstyles. *ACM Trans. Graph.* 27, 3 (aug 2008), 1–9. <https://doi.org/10.1145/1360612.1360629>
- Jeong Joon Park, Peter Florence, Julian Straub, Richard Newcombe, and Steven Lovegrove. 2019. DeepSDF: Learning continuous signed distance functions for shape representation. In *Proceedings of the IEEE/CVF Conference on Computer Vision and Pattern Recognition*. 165–174.
- Keunhong Park, Utkarsh Sinha, Jonathan T Barron, Sofien Bouaziz, Dan B Goldman, Steven M Seitz, and Ricardo-Martin Brualla. 2020. Deformable Neural Radiance Fields. *arXiv preprint arXiv:2011.12948* (2020).
- Keunhong Park, Utkarsh Sinha, Peter Hedman, Jonathan T Barron, Sofien Bouaziz, Dan B Goldman, Ricardo Martin-Brualla, and Steven M Seitz. 2021. HyperNeRF: A Higher-Dimensional Representation for Topologically Varying Neural Radiance Fields. *arXiv preprint arXiv:2106.13228* (2021).
- Georgios Pavlakos, Vasileios Choutas, Nima Ghorbani, Timo Bolkart, Ahmed A. A. Osman, Dimitrios Tzionas, and Michael J. Black. 2019. Expressive Body Capture: 3D Hands, Face, and Body from a Single Image. In *Proceedings IEEE Conf. on Computer Vision and Pattern Recognition (CVPR)*.
- Sida Peng, Junting Dong, Qianqian Wang, Shangzhan Zhang, Qing Shuai, Xiaowei Zhou, and Hujun Bao. 2021a. Animatable Neural Radiance Fields for Modeling Dynamic Human Bodies. In *ICCV*.
- Songyou Peng, Michael Niemeyer, Lars Mescheder, Marc Pollefeys, and Andreas Geiger. 2020. Convolutional occupancy networks. In *Computer Vision—ECCV 2020: 16th European Conference, Glasgow, UK, August 23–28, 2020, Proceedings, Part III* 16. Springer, 523–540.
- Sida Peng, Yuanqing Zhang, Yinghao Xu, Qianqian Wang, Qing Shuai, Hujun Bao, and Xiaowei Zhou. 2021b. Neural Body: Implicit Neural Representations with Structured Latent Codes for Novel View Synthesis of Dynamic Humans. In *CVPR*.
- Albert Pumarola, Enric Corona, Gerard Pons-Moll, and Francesc Moreno-Noguer. 2021. D-nerf: Neural radiance fields for dynamic scenes. In *Proceedings of the IEEE/CVF Conference on Computer Vision and Pattern Recognition*. 10318–10327.
- Christian Reiser, Songyou Peng, Yiyi Liao, and Andreas Geiger. 2021. KiloNeRF: Speeding up Neural Radiance Fields with Thousands of Tiny MLPs. *arXiv preprint arXiv:2103.13744* (2021).
- Riccardo Roveri, Lukas Rahmann, Cengiz Oztireli, and Markus Gross. 2018. A network architecture for point cloud classification via automatic depth images generation. In *Proceedings of the IEEE Conference on Computer Vision and Pattern Recognition*. 4176–4184.
- Andrew Selle, Michael Lentine, and Ronald Fedkiw. 2008. A Mass Spring Model for Hair Simulation. *ACM Trans. Graph.* 27, 3 (aug 2008), 1–11. <https://doi.org/10.1145/1360612.1360663>
- Aliaksandra Shysheya, Egor Zakharov, Kara-Ali Aliev, Renat Bashirov, Egor Burkov, Karim Isakov, Aleksei Ivakhnenko, Yuri Malkov, Igor Pasechnik, Dmitry Ulyanov, et al. 2019. Textured neural avatars. In *Proceedings of the IEEE/CVF Conference on Computer Vision and Pattern Recognition*. 2387–2397.
- Vincent Sitzmann, Julien Martel, Alexander Bergman, David Lindell, and Gordon Wetzstein. 2020. Implicit neural representations with periodic activation functions. *Advances in Neural Information Processing Systems* 33 (2020).
- Vincent Sitzmann, Justus Thies, Felix Heide, Matthias Nießner, Gordon Wetzstein, and Michael Zollhofer. 2019. Deepvoxels: Learning persistent 3d feature embeddings. In *Proceedings of the IEEE/CVF Conference on Computer Vision and Pattern Recognition*. 2437–2446.
- Sebastian Starke, He Zhang, Taku Komura, and Jun Saito. 2019. Neural state machine for character-scene interactions. *ACM Trans. Graph.* 38, 6 (2019), 209–1.
- Sebastian Starke, Yiwei Zhao, Taku Komura, and Kazi Zaman. 2020. Local motion phases for learning multi-contact character movements. *ACM Transactions on Graphics (TOG)* 39, 4 (2020), 54–1.
- Sebastian Starke, Yiwei Zhao, Fabio Zinno, and Taku Komura. 2021. Neural animation layering for synthesizing martial arts movements. *ACM Transactions on Graphics (TOG)* 40, 4 (2021), 1–16.
- Shih-Yang Su, Frank Yu, Michael Zollhöfer, and Helge Rhodin. 2021. A-nerf: Articulated neural radiance fields for learning human shape, appearance, and pose. *Advances in Neural Information Processing Systems* 34 (2021).
- Matthew Tancik, Pratul P Srinivasan, Ben Mildenhall, Sara Fridovich-Keil, Nithin Rahgavan, Utkarsh Singhal, Ravi Ramamoorthi, Jonathan T Barron, and Ren Ng. 2020. Fourier features let networks learn high frequency functions in low dimensional domains. *arXiv preprint arXiv:2006.10739* (2020).
- Edgar Tretschk, Ayush Tewari, Vladislav Golyanik, Michael Zollhöfer, Christoph Lassner, and Christian Theobalt. 2020. Non-Rigid Neural Radiance Fields: Reconstruction and Novel View Synthesis of a Deforming Scene from Monocular Video. *arXiv preprint arXiv:2012.12247* (2020).
- Edgar Tretschk, Ayush Tewari, Vladislav Golyanik, Michael Zollhofer, Christoph Lassner, and Christian Theobalt. 2021. Non-Rigid Neural Radiance Fields: Reconstruction and Novel View Synthesis of a Dynamic Scene From Monocular Video. In *Proceedings of the IEEE/CVF International Conference on Computer Vision*. 12959–12970.
- Cen Wang, Minye Wu, Ziyu Wang, Liao Wang, Hao Sheng, and Jingyi Yu. 2020. Neural Opacity Point Cloud. *IEEE Transactions on Pattern Analysis and Machine Intelligence* 42, 7 (2020), 1570–1581. <https://doi.org/10.1109/TPAMI.2020.2986777>
- Qianqian Wang, Zhicheng Wang, Kyle Genova, Pratul P Srinivasan, Howard Zhou, Jonathan T Barron, Ricardo Martin-Brualla, Noah Snavely, and Thomas Funkhouser. 2021a. Ibrnet: Learning multi-view image-based rendering. In *Proceedings of the IEEE/CVF Conference on Computer Vision and Pattern Recognition*. 4690–4699.
- Zirui Wang, Shangzhe Wu, Weidi Xie, Min Chen, and Victor Adrian Prisacariu. 2021b. NeRF-: Neural Radiance Fields Without Known Camera Parameters. *arXiv preprint arXiv:2102.07064* (2021).
- Mark Weber, Huiyu Wang, Siyuan Qiao, Jun Xie, Maxwell D Collins, Yukun Zhu, Liangzhe Yuan, Dahun Kim, Qihang Yu, Daniel Cremers, et al. 2021. DeepLab2: A TensorFlow Library for Deep Labeling. *arXiv preprint arXiv:2106.09748* (2021).
- Yichen Wei, Eyal Ofek, Long Quan, and Heung-Yeung Shum. 2005. Modeling Hair from Multiple Views. In *ACM SIGGRAPH 2005 Papers* (Los Angeles, California) (SIGGRAPH '05). Association for Computing Machinery, New York, NY, USA, 816–820. <https://doi.org/10.1145/1186822.1073267>
- Minye Wu, Yuehao Wang, Qiang Hu, and Jingyi Yu. 2020. Multi-view neural human rendering. In *Proceedings of the IEEE/CVF Conference on Computer Vision and Pattern Recognition*. 1682–1691.
- Wenqi Xian, Jia-Bin Huang, Johannes Kopf, and Changil Kim. 2021. Space-time neural irradiance fields for free-viewpoint video. In *Proceedings of the IEEE/CVF Conference on Computer Vision and Pattern Recognition*. 9421–9431.
- Lan Xu, Zhuo Su, Lei Han, Tao Yu, Yebin Liu, and Lu Fang. 2020. UnstructuredFusion: Realtime 4D Geometry and Texture Reconstruction Using Commercial RGBD Cameras. *IEEE Transactions on Pattern Analysis and Machine Intelligence* 42, 10 (2020), 2508–2522. <https://doi.org/10.1109/TPAMI.2019.2915229>

- Ling-Qi Yan, Chi-Wei Tseng, Henrik Wann Jensen, and Ravi Ramamoorthi. 2015. Physically-Accurate Fur Reflectance: Modeling, Measurement and Rendering. *ACM Trans. Graph.* 34, 6, Article 185 (oct 2015), 13 pages. <https://doi.org/10.1145/2816795.2818080>
- Lin Yen-Chen, Pete Florence, Jonathan T Barron, Alberto Rodriguez, Phillip Isola, and Tsung-Yi Lin. 2020. inerf: Inverting neural radiance fields for pose estimation. *arXiv preprint arXiv:2012.05877* (2020).
- Wang Yifan, Felice Serena, Shihao Wu, Cengiz Öztireli, and Olga Sorkine-Hornung. 2019. Differentiable surface splatting for point-based geometry processing. *ACM Transactions on Graphics (TOG)* 38, 6 (2019), 1–14.
- Alex Yu, Ruilong Li, Matthew Tancik, Hao Li, Ren Ng, and Angjoo Kanazawa. 2021. PlenOctrees for Real-time Rendering of Neural Radiance Fields. In *ICCV*.
- Cem Yuksel, Scott Schaefer, and John Keyser. 2009. Hair Meshes. *ACM Trans. Graph.* 28, 5 (dec 2009), 1–7. <https://doi.org/10.1145/1618452.1618512>
- He Zhang, Sebastian Starke, Taku Komura, and Jun Saito. 2018. Mode-Adaptive Neural Networks for Quadruped Motion Control. *ACM Trans. Graph.* 37, 4, Article 145 (jul 2018), 11 pages. <https://doi.org/10.1145/3197517.3201366>
- Jiakai Zhang, Xinhang Liu, Xinyi Ye, Fuqiang Zhao, Yanshun Zhang, Minye Wu, Yingliang Zhang, Lan Xu, and Jingyi Yu. 2021. Editable Free-Viewpoint Video Using a Layered Neural Representation. *ACM Trans. Graph.* 40, 4, Article 149 (jul 2021), 18 pages. <https://doi.org/10.1145/3450626.3459756>
- Silvia Zuffi, Angjoo Kanazawa, Tanya Berger-Wolf, and Michael J Black. 2019. Three-D Safari: Learning to Estimate Zebra Pose, Shape, and Texture from Images" In the Wild". In *Proceedings of the IEEE/CVF International Conference on Computer Vision*. 5359–5368.
- Silvia Zuffi, Angjoo Kanazawa, David W Jacobs, and Michael J Black. 2017. 3D menagerie: Modeling the 3D shape and pose of animals. In *Proceedings of the IEEE conference on computer vision and pattern recognition*. 6365–6373.