

# A Quick Repair Facility for Debugging

Steven P. Reiss  
Brown University  
Providence, RI, USA  
spr@cs.brown.edu

Qi Xin  
Wuhan University  
Wuhan, China  
qxin@whu.edu.cn

## Abstract

Modern development environments provide a widely used auto-correction facility for quickly repairing syntactic errors. Auto-correction cannot deal with semantic errors, which are much more difficult to repair. Automated program repair techniques, designed for repairing semantic errors, are not well-suited for interactive use while debugging, as they typically assume the existence of a high-quality test suite and take considerable time. To bridge the gap, we developed ROSE, a tool to suggest quick-yet-effective repairs of semantic errors during debugging. ROSE does not rely on a test suite. Instead, it assumes a debugger stopping point where a problem is observed. It asks the developer to quickly describe what is wrong, performs a light-weight fault localization to identify potential responsible locations, and uses a generate-and-validate strategy to produce and validate repairs. Finally, it presents the results so the developer can choose and make the appropriate repair. To assess its utility, we implemented a prototype of ROSE that works in the Eclipse IDE and applied it to two benchmarks, QuixBugs and Defects4J, for repair. ROSE was able to suggest correct repairs for 17 QuixBugs and 16 Defects4J errors in seconds.

## 1 Introduction

Developers do software development using Integrated Development Environments (IDEs). Modern IDEs provide a variety of useful features including auto-correction for repairing simple errors. A well-known tool along this line is Eclipse’s Quick Fix [1]. When a compiler syntax error arises, the developer can easily invoke Quick Fix to suggest repairs for that error, choose one, and make the correction. Quick Fix is not guaranteed to work in all cases but is widely used and liked by developers [57] because it can often find and repair errors quicker than the developer can.

Although useful, Quick Fix only tackles syntactic errors, those detected by a compiler. Developers also make semantic errors which are only exposed at run time and are much more difficult to repair [33,94]. This motivates our research – developing a technique that is similar in spirit to Quick Fix but targets semantic errors and provides quick and useful suggestions for their correction.

Automatically repairing semantic errors is the goal of automated program repair (APR) which has been well-studied for over a decade [23, 53]. Existing APR techniques cannot be applied easily to repairing semantic errors in an IDE because they are too slow for interactive use [46] and rely on a high-quality test suite for the code being repaired. They use the test suite for defining the problem, fault localization, and repair validation [38].

In practice, high-quality test suites are rare. We scanned all Java projects in the Merobase source repository [24]. Of the 12,525 projects with 50 or more methods, over half (7,286 or 58%) have no tests at all. Only about 13% projects had as many tests per method as the packages in Defects4J [31] used for evaluating APR. Even when a high-quality test suite is available, using APR techniques that rely on a test suite can be problematic. Running the test suite for all potential repairs is time consuming; what is currently being debugged might not be a formal test case; and recreating the environment leading to the immediate problem can be difficult. For these reasons, addressing semantic error repair in an IDE requires novel techniques that can work efficiently without a test suite.

We have developed a prototype system, ROSE (Repairing Overt Semantic Errors), for repairing semantic errors while debugging Java programs in an IDE. ROSE assumes the developer has suspended the program in the debugger and has observed a semantic problem. ROSE first asks the developer to quickly describe what is wrong. Next, ROSE performs fault localization to identify locations that might be responsible using a dynamic backward slice. For each identified location, ROSE uses a variety of repair generation approaches to suggest potential repairs. Next ROSE validates the potential repairs without a test suite by comparing the original execution to the repaired execution. It uses the comparison result to check if the identified problem was fixed and to avoid overfitted repairs [70]. Finally, ROSE presents the repairs to the developer in priority order. The developer can choose a repair to preview or have ROSE make the repair. Like Quick Fix, ROSE tries to suggest repairs quickly and does not guarantee that all problems can be fixed automatically. To that end, it focuses on simple repairs.

We evaluated our prototype of ROSE, which runs in the Eclipse IDE, on two published error benchmarks, QuixBugs [42] and a subset of Defects4J [31]. Our result shows that ROSE repaired 17 QuixBugs and 16 Defects4J errors with a median time of suggesting a repair of about 5 seconds for QuixBugs and about 7 seconds for Defects4J errors. This result demonstrates the practicality of ROSE for interactive semantic error repair.

The main contributions of this work are:

- A working quick-repair tool integrated into an IDE that provides accurate suggestions in a reasonable time frame.
- A technique for doing fault localization based on the problem symptoms and the current debugging environment.
- Techniques for validating a prospective repair without a test suite using comparative executions.
- A framework for integrating a variety of repair-generating mechanisms

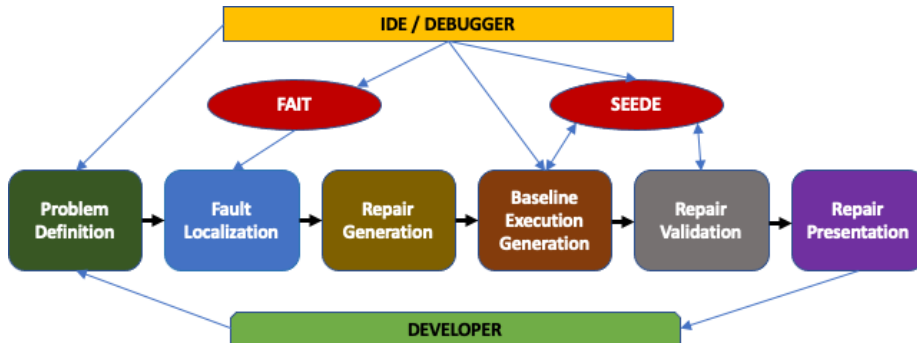


Figure 1: Overview of ROSE (horizontal black arrows indicate sequencing; the other blue arrows represent data flow; the rounded boxes show ROSE’s stages; the oval boxes show subsystems; and the rectangle boxes represent external environments).

into an interactive error repair facility.

The rest of this paper is structured as follows. Section 2 provides an overview of ROSE. Section 3 describes related work. This is followed by detailed descriptions of the various phases of ROSE’s processing (Sections 4 to 9). Section 10 describes an evaluation of ROSE with variations of the data sets used for evaluating APR tools.

## 2 Overview of ROSE

Automated program repair (APR) techniques typically use a generate-and-validate approach based on a test suite. The techniques first perform fault localization to identify locations containing the error, generate potential repairs for these locations, and finally validate these repairs. ROSE uses a similar approach, but does so without a test suite. It is designed to work in conjunction with an IDE and a debugger. An overview of the process can be seen in Figure 1.

ROSE assumes the developer is using the debugger and the program is suspended with an observed *problem* caused by a semantic *error* in the program. The developer invokes ROSE at the line where the program stopped. ROSE starts by asking the developer to quickly specify the problem symptoms. It does this by querying the debugger to get information about the stopping point and popping up a dialog. If the program is stopped due to an exception, ROSE assumes that the exception is the problem; if the program is stopped due to an assertion violation, it assumes that is the problem. Otherwise, the developer can indicate that a particular variable has the wrong value or that execution should not reach this line. The latter could arise if the code includes defensive checks for unexpected conditions. The problem definition process is detailed in Section 4.

After the problem is defined, the developer asks ROSE to suggest *repairs*, code changes that will fix the original problem. ROSE first does fault localization. Rather than using a test suite for this purpose, ROSE uses the location where the program is suspended along with the problem description to identify potential lines to repair. It does this using program flow analysis to compute a partial backward dynamic slice from the stopping point, which it obtains from a full dynamic slice [4] using the problem definition and execution distance to limit the result. This is detailed in Section 5.

ROSE next generates potential repairs. Like Quick Fix or PRF [21], ROSE supports pluggable repair suggesters. It uses pattern-based, search-based, and learning-based suggesters to quickly find simple, viable repairs. For each proposed repair, these suggesters also provide a description of the repair and a syntactic priority approximating its likelihood of being correct. Section 6 details how ROSE generates repairs based on the suggesters.

The next step is to create a baseline execution that duplicates the original problem as a foundation for validating suggested repairs. If the execution leading to the problem is simple, for example, derived from a quick test case, then it can be used directly. However, in many cases, the execution is more complex and might have involved user or external events. In these cases, it is more efficient and practical for ROSE to consider only the execution of an error-related routine on the current call stack and everything it calls. ROSE uses SEEDE [62], a live-programming facility, to create a complete execution history of the identified routine. Finally, ROSE finds the current stopping point in the execution history. This is described in Section 7.

ROSE next validates the suggested repairs using the baseline execution. ROSE does validation by comparing the baseline execution of the original program with the corresponding execution of the repaired program, checking if the problem was fixed, and attempting to find a repaired run that is close to the original to minimize overfitting [16]. It again uses SEEDE, making the proposed repair as a live update and getting the resultant execution history. The comparison yields a semantic priority score that is used in conjunction with the syntactic priority derived from repair generation to create a final priority score for the repair. This is described in Section 8.

Finally, ROSE presents the potential repairs to the developer as in Quick Fix and previous interactive test-suite based APR tools [25, 32]. It limits this presentation to repairs that are likely to be correct by showing the repairs in priority order. The repairs are displayed as they are validated. In this way, the developer can preview or make a repair as soon as it is found. Section 9 details this.

### 3 Related Work

In this section, we discuss related work in program repair, fault localization, patch overfitting, and debugging.

**Program repair.** ROSE is closely related to automated program repair

(APR) techniques [23, 53], whose goal is to automatically fix bugs to significantly reduce manual debugging effort. Current APR techniques usually take as input a faulty program and a test suite, which the program fails to pass. They typically adopt a generate-and-validate strategy for program repair by following three steps: (1) fault localization, (2) patch generation, and (3) patch validation. They start by finding potential faulty locations [79]. Then they use various strategies to create patches at those locations. Finally, they validate the patches to identify those that yield repaired programs passing the test suite and are promising to be correct. Current techniques differ primarily in patch generation step using various approaches based on genetic programming [38], repair patterns (e.g., [44]), search (e.g., [3, 27, 76, 82]), conditional synthesis (e.g., [47, 84]), program state analysis [13], bytecode mutation [20], and machine learning (e.g., [14, 28, 40]). ROSE’s repair generation is based on a combination of efficient prior approaches based on patterns [44], search [80], and machine learning [14]. We note however that it is possible to use other patch generation approaches and consider investigating this as future work.

In addition to generate-and-validate-based APR techniques, ROSE is also related to others that are synthesis-based (e.g., [37, 52, 85]), user-interaction-based (e.g., [7]), assume a non-test-suite specification such as Alloy-based specification [22], contract [75], bug report [35], and reference implementation [50], and those targeting specific faults (e.g., memory leaks [19] and concurrency bugs [43]).

**Fault localization.** There has been a large body of research [79] dedicated to finding program elements that trigger a failure. A significant portion of the fault localization techniques are spectrum-based [17]. They assume the existence of a test suite including test cases that the program passes and fails to pass. To achieve fault localization, they execute the program against the test suite to obtain the spectra [64] representing program’s run time behavior (e.g., coverage), compare the spectra on passed and failed test cases to compute the likelihood of an element being faulty, and finally rank the elements based on their likelihoods. Traditional spectrum-based techniques (such as [30, 63, 78]) exploit the spectra information only. The effectiveness of these has been improved by using mutations to investigate what elements can actually affect the testing results [55, 59], by leveraging machine learning (e.g., [39, 41, 86]), dynamic slicing [?], and by performing causal inference (e.g., [18, 36]) to address the confounding bias issue [6]. In addition to spectrum-based techniques, there are also others that achieve fault localization via delta-debugging [90], value replacement [26], predicate switching [92], information retrieval [65, 77, 93], fuzzing [29], and those that are based on models (e.g., [68]).

**Patch overfitting.** Most APR techniques rely on a test suite for validation by checking whether a repaired program passes the whole test suite. Because a test suite is never exhaustive in specifying all of a program’s expected behaviors, a test-suite-passing program may not correctly fix the bug. This is known as the patch overfitting problem [70], which, according to the studies [56, 60], can severely harm repair quality. Recent advances have sought to address the overfitting problem using anti-patterns [71], test generation [81, 83, 87], classifi-

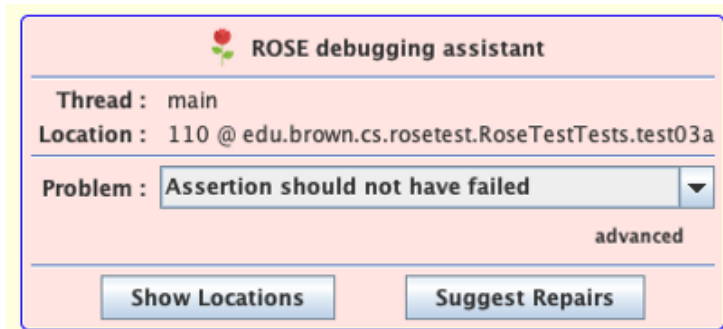


Figure 2: ROSE’s dialog box for problem definition.

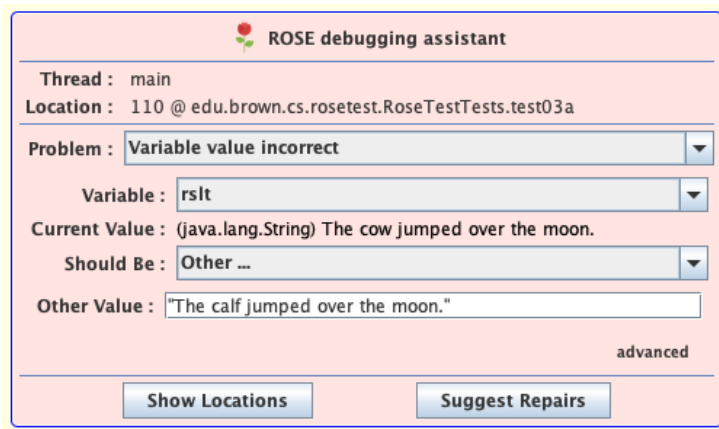


Figure 3: ROSE’s dialog box for variable value specification.

cation [74,88], patch prioritization based on rules (e.g., [37,47]), patch size [51], patch similarity [72], and machine learning [48,66]. ROSE uses a different, novel approach based on execution comparison.

**Debugging.** ROSE is broadly related to debugging techniques that compute slices [4], identify failure-inducing inputs [91], do interactive bug diagnosis [34, 69], and produce debugging aid work-arounds [11]. It differs from these techniques in producing actual repairs. It is similar in spirit to IDE’s auto-correction facilities (such as [1,2]), which ease debugging by automatically correcting syntax errors. ROSE is different in being able to handle semantic errors.

## 4 Problem Definition

ROSE assumes the program is suspended in the debugger at a location where unexpected behavior is observed. The developer invokes ROSE from this stop-

ping point by right clicking on the stopped line and selecting “Ask ROSE to Help Debug” from the pop-up menu. ROSE starts by bringing up a dialog box shown in Figure 2 allowing the developer to describe the problem symptoms.

ROSE tries to make this dialog as intuitive as possible. If the program is stopped due to an exception, ROSE assumes that the problem is that the exception should not have been thrown. If the developer is debugging a test case and the program stops because a test assertion failed, ROSE assumes that the assertion failure is the problem. If the program is stopped at an assert statement that failed, ROSE assumes that is the failure. In other cases, ROSE assumes that execution should not have reached the current line. This might occur if the line represents defensive code that checks for an unusual or erroneous situation at which the developer had set a break point. The developer has the option of approving ROSE’s choice or describing a different problem. In the latter case, ROSE also lets the developer indicate that a particular variable has the wrong value at the point of suspension. It displays the current value and optionally lets the developer specify what the correct value should be, either specifically or using a constraint such as that the value should be non-null or greater than 0. Figure 3 shows an example of this.

If the cause is due to an exception or a failed assertion, ROSE further determines the expression that caused the problem to assist in fault localization. It does this using a combination of code analysis of the line in question and querying values from debugger for subexpressions. It currently handles exceptions caused by assert statements, JUnit assertions, null pointers, index out of bounds for arrays, lists and strings, and failing casts. For example, for a `NullPointerException`, ROSE will look at all subexpressions of the executing statement in evaluation order, and for each that might generate a null pointer exception, uses the debugger to evaluate the subexpression to see if it is currently null.

Once the developer has defined the problem symptoms, she can use the dialog to ask ROSE to suggest appropriate repairs by clicking “Suggest Repairs”. Again, for suggesting repairs, ROSE only needs a description of the problem symptoms. The developer does not need to know the error or its location.

## 5 Fault Localization

---

**Algorithm 1** Fault localization algorithm sketch.

---

```

1: procedure FINDFAULTYLOCATIONS(Location loc,Reference r)
2:   if r == null then ctx = [ r->10, COND->10 ]
3:   else ctx = [ COND->10 ]
4:   queue.add(<loc,ctx>) ▷ queue is a global variable
5:   PROCESSQUEUE(queue)
6: procedure PROCESSQUEUE(queue)
7:   while queue is not empty do
8:     <loc,ctx> = queue.pop()
9:     COMPUTENEXT(loc,ctx)
10: procedure COMPUTENEXT(Location loc,Context ctx)
11:   if loc has been processed before then
12:     ctx = merge ctx with prior context
13:   if ctx == prior context then return
14:   if loc is start of a method then
15:     callctx = new call context any locals in ctx mapped to arguments on stack at call site
16:     Decrement callctx COND priority
17:     for each call site of this method consistent with stack do
18:       Let calloc = location of call
19:       queue.add(<calloc,callctx>)
20:   else
21:     for each prior location priorloc of loc do
22:       if priorloc is consistent with current values then
23:         HANDLEFLOWFROM(priorloc,ctx,loc)
24: procedure HANDLEFLOWFROM(Location priorloc, Context curctx, Location curloc)
25:   BackflowData bfd = COMPUTEPRIOSTATECONTEXT(curctx,curloc,priorloc)
26:   Context priorctx = bfd.prior_context
27:   if loc is a method call then add relevant arguments to priorctx
28:   for each AuxReference aref in bfd.aux_references do
29:     refctx = create context with [aref->Max(priority in curctx)-1]
30:     if refctx is relevant then queue.add(<aref.location,refctx>)
31:   if priorloc is a method call and method is relevant then
32:     for each method m called from priorloc do
33:       returnctx = new context containing return value and COND
34:       queue.add(<return location of m,returnctx>)
35:   if priorctx is relevant then
36:     queue.add(<priorloc,priorctx>)
37: procedure COMPUTEPRIOSTATECONTEXT(Context ctx, Location curloc, Location priorloc)
38:   Let newctx = [ ], arefs = { }
39:   for each <ref->priority> in ctx do
40:     BackFlow bf = COMPUTEBACKFLOW(priorloc,curloc,ref)
41:     if bf.reference != null then add [bf.reference->priority] to newctx
42:     for each AuxReference aref in bf.aux_references do
43:       if aref.location == priorloc then Add [aref.reference->priority-1] to newctx
44:       else add aref to arefs
45:   if ctx contains COND->priority then
46:     BackFlow bf = COMPUTEBACKFLOW(priorloc,curloc,null)
47:     for each AuxReference aref in bf.aux_references do
48:       if aref.location == priorloc then Add [aref.reference->priority-1] to newctx
49:       else add aref to arefs
50:   return new BackFlowData with newctx and arefs
51: procedure COMPUTEBACKFLOW(Location fromloc,Location toloc,Reference ref)
52:   Let newref = null, arefs = { }
53:   Consider the code executed between fromloc and toloc
54:   if ref is computed by the code then
55:     if ref is loaded from local/field/array then newref = reference to source of load
56:     else add any parameters of the computation as arefs
57:   else if ref is a stack reference then newref = updated stack reference based on stack delta of instruction
58:   else newref = ref
59:   if ref is empty and code is a conditional branch then
60:     add any parameters used on condition as arefs
61:   return new Backflow with newref and arefs

```

---

ROSE attempts to find potential lines containing the error without a test suite. It starts with the assumption that the developer is debugging their system and has stopped at a point that is relevant to the error. It identifies candidate lines that could directly cause the identified problem symptoms. It assigns priority to these lines based on the execution distance (essentially the distance in a program



dependence graph) between the line and the identified symptom. It does this by computing a partial backward slice specific to the problem at the developer’s stopping point using values from the debugger and the call stack.

ROSE uses the interactive FAIT flow analysis tool [61]. FAIT updates control and data flow information about the system as the programmer types using abstract interpretation [15]. This associates an abstract program state (stack, variable, and memory values) with each execution point. FAIT provides a query mechanism that can start at a particular location with a particular variable or program state and show how that variable or state could have been computed.

We modified the FAIT query mechanism to provide a list of lines that might affect a particular value at a particular execution location and their execution distance. This lets ROSE find lines that can cause an exception or a bad variable value and lines that cause flow to reach the stopping point. An abstract of this algorithm is shown in Algorithm 1. Using flow analysis to identify potential error locations lets ROSE take advantage of knowledge of the problem and access to current values in the debugger environment. The basic idea is to associate a set of relevant references with each program state and to assign a priority to each reference while maintaining the set of known values. A reference denotes a stack element, a local variable, a field, or an array element that contains a value relevant to the problem; the priority notes the execution distance (assignments or computations) of the reference from the stopping point. A special reference keeps track of whether control flow is relevant. The set of references and known values is contained in a *Context*; the point in the program, either a particular byte code instruction or an abstract syntax tree location, is contained in a *Location*.

The initial set of program references is determined by the problem symptom. For example, a problem based on a variable includes a reference to the variable, and a problem based on an exception includes a reference to the stack element containing the expression value causing the exception. The initial context also indicates that control flow is relevant. The set of initial values is obtained from the debugger. The algorithm uses a work queue mechanism to process each location and associated context (lines 7-9).

For a given location and context, the algorithm needs to compute any prior locations, those that would be executed immediately before the current one, and determine the proper context for that location based on the current context. This computation is based on what code was executed between the prior and the current location. If the current location corresponds to the start of a method, then the algorithm considers all callers to that method in the static analysis that match the current call stack and sets up a new context at each call site, mapping any local parameters to the arguments at the call, and decrementing the condition count (lines 14-19). Otherwise, it uses the flow analysis to determine prior program points where the abstract values are consistent with any current known values and considers each in turn (lines 20-23).

The algorithm considers what was executed between the prior state context and the current one. FAIT includes code to determine, for a given reference, both what that reference was at the prior state and what other references might

have been used to compute it (lines 52-61). A stack reference might change its location in the stack, might disappear, or might become a reference to a local variable (on a load); a local reference might be changed to a stack reference (on a store). A field load adds all locations where that field was stored as auxiliary references; an array load adds all locations where array elements were set. A stack reference computed using an operator, adds the operands as auxiliary references. For example, if the top of the stack was relevant and the code was an ADD, then the reference to the top of the stack would be removed, but auxiliary references to the top two stack elements (the operands of the ADD) would be added with a decremented priority. This information is combined for each reference in the context (lines 39-44) and for control flow if relevant (lines 45-49). The resultant contexts and locations are then queued for future consideration (lines 28-30, 35-36).

Method calls are handled explicitly by the algorithm. A method is relevant if its return value or the ‘this’ parameter is relevant. If the call is relevant, the algorithm adds all the parameters to the prior state (line 27). If control flow is relevant, it also queues the return site of any method called at this point with a context that includes the return value if that was relevant (lines 31-34).

The result is a set of program points where a relevant value or relevant control flow was computed. This is the set of potential error locations to be considered. The priority of the location is determined by the maximum priority of an item in the context. From this set, ROSE computes the set of potential error lines. It can optionally exclude from this set any test routines or drivers to ensure that ROSE fixes the problem rather than changing the test.

We note that this type of analysis yields different results than control-flow or spectra-based methods. Spectra-based localization, because it uses coverage information, only provides information at the basic-block level. ROSE identifies specific expressions that can directly affect the problem. Statements that are not indicated as erroneous by ROSE do not affect the problem. On the other hand, locations where a new statement should be inserted in a particular branch can be identified by spectra-based techniques but will be ignored by ROSE. ROSE assumes that the latter case can be deferred to repair generation.

## 6 Repair Generation

The next step is to generate potential repairs for each identified potential error location. Like Quick Fix in Eclipse or PRF [21], ROSE supports pluggable repair suggesters. Because it is designed to operate within an IDE, ROSE concentrates on suggesters that are fast and do not generate too many spurious potential solutions. The suggesters are designed to yield a repair, a description of that repair for the developer, and an estimate of the probability of the repair being correct (its syntactic priority). ROSE’s current suggesters are based on existing APR techniques. The suggesters are prioritized so that those more likely to find correct solutions quickly are considered first.

The suggester with the highest priority looks for code smells [73], i.e., com-

mon programming errors, that may occur at a potential error line. This is a pattern-based analysis where the set of patterns is based on various studies of common errors [9, 12] and bug fixes [10, 58] as well as our own programming experience. Current patterns include ones dealing with equality such as using `==` for `=`, using `==` rather than *equals*, and using `==` for an assignment; ones dealing with strings such as using *toString* rather than *String.valueOf* and calling methods like *String.trim* but not using the result; ones dealing with operators often used incorrectly such as exclusive or or complement; and ones dealing with confusing integer and real arithmetic. The suggester with the second highest priority is one that handles avoiding exceptions by inserting or modifying conditionals around the code where an exception was thrown, a common fix. Most of the remaining pattern-based suggesters currently have the same priority. These include one that handles conditionals by changing the relational operator; one that considers different parameter orders in calls; one that looks for common errors with loop indices in *for* statements; and one that considers replacing variables or methods with other accessible variables or methods with the same data type.

In addition, we have included suggesters that use existing APR tools. One uses sharpFix [80], a code-search based tool, to find suggested repairs based on similar code in the current project. This has slightly lower priority since it is slower than the simple, pattern-based suggesters, but has proven effective. The results from sharpFix are reordered and filtered to avoid duplicating the other suggesters. Another external suggester uses SequenceR [14], a machine-learning based tool, to produce repairs. ROSE again filters and sorts the results to avoid duplication. The current implementation of SequenceR is relatively slow and is prone to generating repairs that do not compile, so this suggester has the lowest priority. As we will show in Section 10, this combination of repair generation techniques is effective. ROSE could use other repair generation approaches [54] to improve the recommendations. We expect to investigate these and modify priorities as the system evolves.

To generate repairs, the system runs each suggester on each potential error line. These runs are prioritized using both the suggester and location priorities, and are run in parallel with multiple threads using a thread pool with a priority queue.

## 7 Generating a Baseline Execution

Once potential repairs have been generated, they need to be validated. In the absence of a test suite, ROSE does this by comparing the repaired execution with the original execution to see if the problem symptoms go away, the repair is likely to be non-overfitting [70], and the program seems to work. The first step in this process is to create a baseline execution that shows how the program got into the current state based on the current debugging environment. This is done using the live programming tool SEEDE.

SEEDE [62] is a practical live-programming facility that works in collab-

oration with the debugger to simulate the execution of a target method and everything it calls and update the execution after each edit. SEEDE generates an execution trace that includes the history of each variable, field, array element that is updated including the original and new values and the time stamp. The trace also includes a time stamp for each executed line and function call.

ROSE creates a SEEDE execution that includes the stopping point and potential repairs. ROSE is designed to handle a general debugging situation and does not assume a test suite or even a test case. ROSE could be invoked from the middle of a run that involved user or other external interaction. It could be invoked from a run that has gone on for several minutes or hours. In many of these cases, it is not practical to recreate the current debugging environment from an initial execution. Instead, ROSE tries to do a local partial reexecution starting with a routine on the current execution stack using the current environment in order to duplicate the problem. This approach is also more efficient for validating potential repairs as each validation will involve less computation. To find such a partial reexecution, ROSE needs to determine the routine at which to begin and needs to ensure that the simulated execution from SEEDE matches the actual execution.

To determine where to begin execution, ROSE first identifies the closest stack frame that includes all potential locations identified by fault localization directly or indirectly. This is relevant when the stopping point is in one routine, but the error is in one of the callers of that routine or in a routine one of the callers invoked. Next, ROSE considers whether it is worthwhile to consider a caller of this routine rather than the routine itself. This can be beneficial for several reasons. First, it can provide additional information for testing purposes, for example if the erroneous routine is called multiple times with different arguments or if the erroneous routine might return a value that would later cause an error. Second, it can be helpful in ensuring the simulated environment matches the actual execution by forcing the reinitialization of values that were changed in the actual execution. Currently, ROSE will consider a test driver, main program, or user callback from a system routine if it is close to the selected routine. The user interface ROSE provides also lets the developer specify the routine if desired.

Ensuring the simulated execution matches the actual execution can be challenging when the code changed a parameter or global variable the execution depends on. In general, it is not possible to undo the execution back to the chosen starting point. However, this is often feasible in practice. A typical case is where the program checks whether a value has previously been computed by trying to add it to a *done* set, and just returns if it has. If the actual execution added a value to that set, then the simulated execution would just return and would not match the actual one. SEEDE provides a mechanism for defining additional initializations before creating the execution which ROSE uses in an attempt to tackle this problem.

If the executions do not match, ROSE does a simple backward program analysis from the stopping point in the selected method to determine the set of variables that might have changed. This is then restricted to variables or fields that are external to the given method. If these were parameters with

simple values, ROSE will compute the values from the caller by evaluating the corresponding passed expression in the debugger. If the value is more complex, for example the *done* set mentioned above, ROSE tries a set of heuristics to create appropriate initializations for SEEDE. This is done using a SEEDE run that fails to match the original execution. ROSE finds the first point in this run where the execution might differ and considers what evaluations had been done up to that point on the identified set of variables. If it finds something added to a map or collection, it will try removing it; if it finds something removed from a collection or map, it will try adding it. Each potential initialization is tried to see if matched execution proceeds further. If the simulated and actual runs cannot be matched, then ROSE will not be able to validate any repair and it yields no results.

Choosing a higher-level starting point involves a trade-off between effectiveness and efficiency. Higher-level starting points will often initialize the problematic values directly, thus eliminating the need for the above analysis. This is why ROSE prefers starting at a test case, main program, or callback from a system routine. However, a higher-level starting point can greatly increase the validation time, making ROSE impractical for interactive use.

## 8 Validating a Repair

---

**Algorithm 2** Repair validation algorithm.

---

```
1: procedure VALIDATE(Execution orig, Execution repair)
2:   if repair has a compiler or run time error then return 0
3:   Matcher matcher = COMPUTEMATCH(orig, repair)
4:   if !matcher.executionChanged() then return 0
5:   double score = VALIDATE<PROBLEMTYPE>(matcher)
6:   double closeness = difference_time / problem_time
7:   return score * 0.95 + closeness * 0.05
8:
9: procedure VALIDATEEXCEPTION(Matcher matcher)
10:  if call of program point can be found in repair then
11:    if repair doesn't throw exception then
12:      if program point can be found in repair then return 1.0
13:      else return 0.8
14:    else if exception thrown after match point then return 0.5
15:    else if different exception thrown then return 0.1
16:    else return 0
17:  if top method returned then return 0.75
18:  return 0.2
19: procedure VALIDATEASSERTION(Matcher matcher)
20:  return ValidateException(matcher)
21: procedure VALIDATEVARIABLE(Matcher matcher)
22:  if exception thrown then return 0
23:  if match found then
24:    if value at match == original value then return 0
25:    if target value given then
26:      if value at match matches target value then return 1
27:      else return 0
28:    else return 1
29:  else
30:    boolean haveold = variable ever held original value
31:    boolean haveother = variable held other value (after old value)
32:    if target value given then
33:      if value ever matches target value then
34:        if haveold then return 0.6
35:        else return 0.75
36:      else if !haveold then return 0.6
37:      else if haveother then return 0.5
38:    return 0.0
39: procedure VALIDATELOCATION(Matcher matcher)
40:  if no match found and matching call found then
41:    if exception thrown then return 0.2
42:    else return 0.8
43:  if matching call not found then return 0.2
44:  Return 0
```

---

ROSE validates a repair by comparing the baseline execution with the repaired execution from the same starting point using the same initializations. To obtain the repaired execution, ROSE uses SEEDE to reexecute the code after the repair has been made. This yields a full execution trace, which ROSE uses to compare with the baseline execution trace. The comparison yields a validation score between 0 and 1, with 0 indicating that the repair is invalid and 1 indicating the highest degree of confidence in the repair. A sketch of the algorithm used is shown in Algorithm 2.

ROSE considers the suggested repairs, looking at them in order based on their associated syntactic priority. Multiple repairs are considered in parallel

using multiple threads. ROSE keeps track of the number of repairs it has validated and the total execution cost of validating those repairs. It also tracks whether any repair was considered likely to work (score  $\iota = 0.7$ ). It stops considering repairs when either a maximum number of repairs have been considered or when the total cost (number of steps of SEEDE execution) exceeds a limit. These bounds are dependent on whether there has been a likely repair and are designed so that ROSE finishes within a reasonable interactive time frame even if it means not reporting a repair that might otherwise be found.

If the proposed repair either does not compile or yields a run-time type error, then the repair is considered invalid (line 2). Otherwise, the repaired execution is matched with the baseline execution by *ComputeMatch* (line 3). This comparison goes through the two execution traces from SEEDE step-by-step, checking both control flow and data values. It finds the first location where the control flows differ and the first location where data values differ. It also finds the call in the repaired execution corresponding to the call in which the program stopped, and the point in the repaired execution that corresponds to the stopping point in the original execution.

Because repair locations are computed using static analysis, it can be the case that the repaired execution matches the baseline execution, at least up to the problem point. When that happens, ROSE considers the repair invalid as it had no effect (line 4). Otherwise, ROSE validates the repaired execution based on the initial definition of the problem, which can be related to exceptions, assertions, variable values, or locations.

If the problem involves either an unexpected exception or an assertion violation, then the validator checks if the repaired run also threw an exception and scores the repair to find an execution close to the original that does not throw an exception, particularly, the original exception. If the repaired execution includes the problem context, then if no exception was thrown, the repair is considered valid if the problem line was executed (line 12) or mostly valid if it was not (line 13). If an exception was thrown after the matching point, then the repair is considered possibly valid (line 14); if a different exception was thrown the repair is considered unlikely (line 15); if the same exception was thrown the repair is considered invalid (line 16). If there was no matching problem context, the repair is considered probably valid if no exception was thrown (line 17) and probably invalid if one was (line 18).

If the problem involves a variable value, ROSE uses a different approach. In this case, ROSE scores the repairs by finding a repaired execution that is close to the baseline where the variable takes on either the target value consistent with the value specified by the developer when defining the problem or a value different from the original if the target is not known. If an exception is thrown in the repaired execution, it is considered invalid (line 22). Otherwise, if the program point can be matched in the repaired execution, the value of the variable is considered at that point. If the repaired value is the same as the original, the repair is considered invalid (line 24). Otherwise, the repair is considered valid if the repaired value is consistent with the target value and invalid if not (line 26-28). If no match for the program point can be found, the values the variable



Figure 4: Suggested repairs.

in question takes on are considered. If the variable takes on the original value and not something consistent with the target, it is considered invalid (line 38). Otherwise, the repair is considered probably valid with the score depending on whether the original value was taken on and whether a value consistent with the problem specification was taken on and in what order (lines 32-37). If the problem involves reaching an unexpected line, the score is computed based on whether the line was executed. ROSE penalizes executions that avoid the line by throwing an exception or by not calling the problem method in the first place. If the program point can be matched in the repaired execution, and the line is still executed, the repair is considered invalid (line 44). If the repaired code entered the same method but did not execute the line, the repair is considered likely to be correct if no exception is thrown (line 42) and unlikely if one is (line 41); otherwise the repair is considered unlikely (line 43).

ROSE adjusts all these scores to favor results where the change occurs later in the execution. This is done by considering the point where the execution (either data or control flow) changes relative to the problem point and incorporating this fraction as a small part of the score (lines 5-7). ROSE later adjusts the score returned by this algorithm by checking if the partial execution completed by returning or if it failed by throwing an exception or infinite looping.

In Algorithm 2, ROSE uses different constants to approximate the likelihood of a repair’s correctness in various situations. We determined these constants based on an initial suite of problems for testing ROSE and on our extensive debugging experience. ROSE’s validation result is not sensitive to minor changes in these constants.

## 9 Presenting the Result

Once a repair has been validated, it can be sent to the front end to be displayed to the developer. The developer can choose to preview or make the repair as soon as it is displayed. ROSE maintains a validity threshold and only sends repairs whose scores are above this. The front end computes a final repair probability by combining the syntactic priority computed by repair generation and the semantic priority computed by validation. It then provides a view of the current repairs ordered by this combined score, as shown in Figure 4. This



view is updated as repairs are found. This provides a live, on-line view of the potential repairs found by ROSE.

The developer can interact with the repair window. They can choose a particular repair and ask for a preview. This brings up a window showing the code before and after the repair with the differences highlighted. Alternatively, the developer can ask ROSE to make the repair. In this case, using the hot-swap capability of Java, the developer can continue execution with the repaired code.

## 10 Evaluation

We implemented a prototype of ROSE that worked with Eclipse and chose two widely used benchmarks for APR [49, 89], QuixBugs and Defects4J (v2.0.0), to evaluate its repair efficacy. QuixBugs [42] is a set of 40 student programs containing typical programming errors. Defects4J [31] is a corpus of more complex development errors.

Our evaluation attempts to answer the question: *Is it possible to do program repair interactively while debugging without a test suite?* To do this we looked at how many errors can be repaired and how quickly can this be done. As ROSE resembles existing APR tools, we evaluated it along similar lines. We note that this is not a direct comparison as the inputs, outputs, and goals of ROSE differ from those of traditional program repair tools.

### 10.1 Experimental Setup

For the QuixBugs benchmark, we created an Eclipse workspace containing all 40 unrepaired programs but no tests. For each unrepaired program, we created a main program that effectively ran the failing test. The result of the test was checked using either the original JUnit assertion or a simple assert statement. For each main program, we created a launch configuration and ran it. If the program stopped with an exception or an assertion violation, we used that as the symptoms. If the program infinitely looped, we set a break point in the loop, had the execution stop at the break point after several times through the loop, and then identified either an incorrect statement or variable value as the symptom. We then ran ROSE on each of the 40 programs to generate repairs. Following a standard way to evaluate automated repairs, we considered a repair correct if it was semantically the same as that provided in the benchmark (the ground truth repair). While determining semantic equivalence can be challenging, it was clear and easy in these cases.

For the Defects4J benchmark, we selected a set of errors (bugs) to repair that were relevant to the assumptions of ROSE, where the correct repair was simple and close to the stopping point. We determined simplicity by ensuring the repair only involved a single line being modified or added. We determined if the repair was close to the stopping point by considering how much execution was needed from a logical starting point to the stopping point. We wanted this to be fewer than 500,000 instructions and either chose a more appropriate starting point

or discarded the error if this could not be achieved. Our initial set of errors was those with one-line fixes used to evaluate SequenceR [14]. We identified different projects, Chart, Closure, Lang, Math, and Time, within this and set up an Eclipse workspace for each. For Math, we set up two workspaces, Math and Math3, since the base directory changed over time. For each workspace, we used the source from the most recent error after discarding all test cases. Then we recreated the remaining errors in that source. We discarded errors where this was not possible. Next, we created a main program for each error based on a failing test, replacing the JUnit assertion of the test with an assert statement to avoid requiring the JUnit library. We created a separate launch configuration for each error and ran it. We used the failing assertion or a thrown exception as the problem symptom for ROSE. A few of the tests were discarded as they no longer failed.

Some of the cases involved running a large body of code to elicit the problem. ROSE assumes that the developer has done preliminary debugging and has stopped relatively close to the problem. For two errors, Math30 and Math82, we set an internal break point. We discarded all the Closure errors as they involved running a compiler on a segment of code, printing the result, and comparing the output to the expected output. This involved many source files and considerable execution and was outside the targeted purpose of ROSE. We ended up with 32 different Defects4J errors shown in Table 2.

Next, as with QuixBugs, we ran ROSE on each of the errors in each workspace. We considered a repair suggested by ROSE to be correct if it was the same or semantically equivalent to the Defects4J corrected code at the same line.

It is worth noting again that ROSE does not assume the existence of a test suite or even a test case. In this evaluation, we used failing test cases only to identify the problem to fix so the results could be compared to prior work.

The QuixBugs benchmark [42] is a reflection of typical development errors made by students. The Defects4J benchmark includes a variety of different types of errors and mainly errors that persisted over major check-ins. The ones we selected are typical of the simpler problems that occur during development and debugging [9, 12]. Thus the errors used in this evaluation are representative of those encountered during software development. As a further demonstration of this, we surveyed the last 3 months of commits of the large system Code Bubbles [8] and showed that about 30% of bug fixes during development are the simple kind that are targeted by ROSE.

## 10.2 Results

Table 1: Results for QuixBugs errors.

Correctly Repaired?	Error Names / Statistics	#Results	Correct Rank	Total Time	Fix Time	Fix Count	SEEDE Count	#Checked
Yes	BitCount	1	1	1.1	0.1	1	68	51
	BreadthFirstSearch	6	1	6.6	1.4	11	42508	124
	BucketSort	1	1	3	0.7	8	21733	32
	DepthFirstSearch	4	4	3.6	0.8	6	10169	75
	DetectCycle	9	1	2.7	0.1	4	390	71
	FindFirstInSorted	1	1	6.2	0.7	6	60257	101
	Gcd	1	1	1.8	0.1	1	97	35
	Hanoi	3	1	4.9	0.5	14	9655	165
	Knapsack	1	1	5.6	1	20	67129	167
	LongestCommonSubsequence	2	2	7.1	3.7	29	373139	83
	NextPermutation	2	2	28.2	0.1	3	3559	143
	Pascal	1	1	10.9	0.8	22	52394	131
	PossibleChange	1	1	2	0.1	5	3120	24
	QuickSort	2	1	5.6	0.9	15	157357	182
	RpnEval	1	1	5.3	0.9	11	8771	107
	Sieve	1	1	3.7	1.1	11	45542	51
	TopologicalOrdering	2	1	23.6	2.4	24	74505	157
<b>Median</b>		1	1	5.3	0.8	11	21733	101
<b>Average</b>		2.3	1.3	7.2	1	11.2	54729	99.9
<b>StdDev</b>		2.2	0.8	7.5	0.9	8.4	91568.7	52
No	FindInSorted	27	-1	2.9	0	0	0	98
	Flatten	0	-1	2.1	0	0	0	19
	GetFactors	2	-1	3.5	0	0	0	80
	IsValidParenthesization	4	-1	2.3	0	0	0	52
	KHeapSort	0	-1	3	0	0	0	54
	Kth	0	-1	8.1	0	0	0	3
	LesLength	1	-1	9	0	0	0	135
	Levenshtein	0	-1	12.4	0	0	0	30
	Lis	8	-1	11	0	0	0	129
	MaxSublistSum	0	-1	1.8	0	0	0	31
	MergeSort	0	-1	1.9	0	0	0	15
	MinimumSpanningTree	0	-1	4.1	0	0	0	96
	NextPalndrome	0	-1	4	0	0	0	90
	PowerSet	0	-1	20.8	0	0	0	82
	ReverseLinkedList	1	-1	5.1	0	0	0	89
	ShortestPathLength	0	-1	16.2	0	0	0	413
	ShortestPathLengths	1	-1	7.4	0	0	0	53
	ShortestPaths	0	-1	8.7	0	0	0	154
	ShuntingYard	0	-1	4.6	0	0	0	89
	Sqrt	0	-1	3.4	0	0	0	30
Subsequences	0	-1	5.2	0	0	0	122	
TotBase	0	-1	3.8	0	0	0	40	
Wrap	2	-1	3.9	0	0	0	66	

Table 2: Results for Defects4J errors.

Correctly Repaired?	Error Names / Statistics	#Results	Correct Rank	Total Time	Fix Time	Fix Count	SEEDE Count	#Checked	
Yes	Chart01	1	1	39.7	10.3	30	105152	13	
	Chart11	2	2	31.1	8	35	35720	210	
	Chart12	1	1	44.9	6.8	17	315938	124	
	Chart20	1	1	8.7	0.5	2	393	14	
	Lang06	2	1	12.1	7.3	31	355343	66	
	Lang33	3	2	7.2	2.3	4	149	45	
	Lang59	1	1	7.8	3.2	33	1316	77	
	Math59	1	1	18.1	7.9	9	263	15	
	Math69	2	1	48.6	41.6	143	1477984	184	
	Math75	8	1	26.6	4.8	31	54885	239	
	Math82	1	1	179.7	39.7	21	643677	103	
	Math04	14	1	20.5	0.5	1	171	334	
	Math02	23	1	95	0.8	1	12459	323	
	Math05	13	4	24.6	5.9	63	1743	418	
	Math11	1	1	34	7.8	2	53576	28	
	Time19	5	3	54.1	27.3	18	6546	345	
	<b>Median</b>		2	1	28.85	7.05	19.5	21089.5	130
	<b>Average</b>		4.9	1.4	40.8	11	27.6	191582.2	166.3
	<b>StdDev</b>		6.4	0.9	43.3	13.2	35.2	387814.5	131.7
	No	Chart03	0	-1	43.1	0	0	0	142
Chart09		3	-1	16.2	0	0	0	77	
Lang21		2	-1	10.6	0	0	0	159	
Lang24		4	-1	9.7	0	0	0	116	
Lang61		0	-1	30.9	0	0	0	316	
Math41		8	-1	7.7	0	0	0	124	
Math58		0	-1	13.4	0	0	0	32	
Math96		8	-1	24	0	0	0	357	
Math104		0	-1	2.6	0	0	0	0	
Math105		10	-1	4.1	0	0	0	34	
Math27		0	-1	30.8	0	0	0	473	
Math30		49	-1	54.3	0	0	0	411	
Math32		2	-1	18.1	0	0	0	104	
Math34		0	-1	5.3	0	0	0	0	
Time04		49	-1	78.1	0	0	0	316	
Time16		1	-1	21.1	0	0	0	57	

The results for QuixBugs are shown in Table 1. From left to right, the first column shows whether the error was correctly repaired or not. The second column shows the error names along with statistics for errors correctly repaired. The *#Results* column shows the number of repairs returned by the back end. The *Correct Rank* column gives the rank of the correct repair if it was found,

and -1 if it was not. The *Total Time* column gives the total time in seconds for all repairs to be found. The *Fix Time* column shows the time in seconds for the correct repair to be reported and viewed. The *Fix Count* and *SEEDE Count* columns show the number of repairs validated and total number of instructions SEEDE executed before processing this correct repair, measures of the amount of work done before finding the correct repair. Since ROSE discards repairs after an instruction count is exceeded to provide faster results, these indicate what might happen if ROSE stopped validating repairs earlier. The *#Checked* column gives the number of repairs on which validation was run.

These results demonstrate that ROSE is practical and useful for simple programs. ROSE successfully found repairs for 17 of the 40 QuixBugs problems with a median total time of ~5 seconds. Moreover, the maximum time to produce a successful repair (i.e., the Fix Time) is under 4 seconds. Of the repairs generated, 14 were the top ranked repair, two of them were ranked second, and one ranked fourth. Previous studies with QuixBugs indicated that different techniques repair 1-6 errors with a 5-minute timeout [89] or 9-11 errors with a median time of 14 to 76 seconds [5]. Thus ROSE was able to repair significantly more errors in significantly less time.

The results for Defects4J are shown in Table 2. ROSE was able to find the correct repair in 16 of the 32 errors. For 12 of these, the correct repair was top ranked. Two other correct repairs were second ranked, and then one correct repair was third ranked and one was fourth. The median time used by ROSE to find all repairs for a given error was ~29 seconds; the maximum time to find the correct repair was ~40 seconds and the median time for this was ~7 seconds. Compared to 22 APR techniques whose repairs were reported for the 32 errors, we found that ROSE repaired more errors than 20 techniques including ACS [84], LSRepair [45], CapGen [76], SimFix [27], sharpFix [80], SequenceR [14], and TBar [44], which, according to their published results, correctly repaired 4, 6, 9, 7, 11, 9, and 14 errors respectively. The only two techniques outperforming ROSE are Hercules [67] and CURE [28], which repaired 18 and 17 errors respectively. Among the 22 APR techniques, 12 reported the time (median or average) used to produce a repair. LSRepair is the most efficient with its median repair time being 36 seconds. For all other techniques, the repair time is over 4 minutes. These results demonstrate that ROSE is practical even for relatively complex systems assuming the developer is currently debugging and the repair is relatively simple.

### 10.3 Discussion

ROSE worked quite well and fast for the simple errors of QuixBugs. It did significantly better than previous techniques in finding correct repairs. This was due to several factors, including ROSE’s ability to handle infinite loops, using a combination of repair techniques, suggesters that are designed to handle the common programming problems that arise in student programs, and the fact that ROSE was provided with more input than just whether a test succeeded or failed. ROSE did not handle cases where the errors required multiple changes

and missed most of the repairs that required inserting new code rather than repairing an existing line. This was expected as the typical code that needs to be added is very specific to the program and is unlikely to be found by a simple repair tool. This is also in line with the goals of ROSE which were to fix simple errors, not to handle complex cases.

ROSE did reasonably well on the Defects4J errors it was tested on, but not as well if one considers the whole Defects4J corpus with several hundred errors. ROSE is designed to handle relatively simple errors (hence the Overt in its acronym). Most of the Defects4J errors require sophisticated repairs that involve understanding the semantics of the code, often multiple insertions and deletions. Moreover, in several of the tests used in the corpus, for example those in *Closure*, the failing assertion is far from the error line, violating ROSE's assumptions that the developer has done some preliminary work to narrow down the problem. Three of the reported tests failed because they expected the code to throw a particular exception. While this occurs in testing complex libraries and occurs in the Defects4J corpus, which is largely based on such libraries, it is not particularly common in general systems. The current version of ROSE does not understand this as a problem, and ROSE is unable to find solutions in these cases.

ROSE's time in repairing the Defects4J errors is not as good but is still much better than existing systems and would still be practical in an interactive development environment. The repair time can be dominated by the length of the execution from the starting point, the number of potential error lines, or the number of repairs that need to be validated, and differed with different problems.

From these experiments, one can see the trade-off ROSE is trying to achieve between the time taken to produce results and the number and accuracy of the results reported. To be useful in an interactive setting, ROSE needs to provide the developer with results reasonably quickly. This has to at least be faster than the developer thinks they would take to identify and fix the problem. If ROSE stopped reporting results sooner, some of the repairs found would not have been reported. Similarly, if ROSE would spend more time finding results, it would be able to find additional correct repairs. Our initial experiments showed at least one additional correct repair would be returned for both the QuixBugs and Defects4J errors that were considered if ROSE had more time. The results given show that overfitting is not a major problem so far as most of the correct repairs are ROSE's highest priority. ROSE assumes the developer will choose the correct repair, so having it in the top-5 listed is probably sufficient. This is similar to Quick Fix where the desired repair is sometimes not the first one listed.

## 10.4 Threats to Validity

While these experiments show that ROSE has promise, they are not definitive. First, ROSE makes different assumptions than the APR systems we use for comparison. ROSE uses information beyond a test suite. To the extent that

we provided such information, for example setting a break point in an infinite loop or identifying a particular variable value as wrong, the results obtained by ROSE are not directly comparable. However, disregarding this information and using ROSE only on the failing test assertion would not be a typical use of ROSE or a typical interactive situation.

Second, current implementation of ROSE is only a prototype. We are still working on adding new suggesters, fixing priority assignments, improving fault localization, and tweaking the validation algorithms. New suggesters might find additional correct repairs but could cause the overall time to find a repair to increase; such suggesters might also find overfitted repairs more frequently than existing methods. Moreover, the current implementation has some limitations such as the inability to handle detailed Java reflection.

We are planning on continuing to develop ROSE to the point where it can become an everyday part of an IDE. At that point we plan to conduct user studies and a long-term in situ study of its use.

## 11 Conclusion

ROSE is a new tool designed for automatically repairing semantic errors that arise during debugging within an IDE. ROSE does not assume an extensive test suite but depends on a quick error description and the current execution environment for repair. It uses a flow-analysis based technique for fault localization, a combination of three types of approaches to make repairs, and a technique based on execution comparison for repair validation. Our evaluation demonstrated that ROSE was useful for repairing problems in simple programs, and also fast and capable of handling complex systems. It also shows that an extensive test suite is not required to do program repair. A video showing ROSE in action can be seen at <https://youtu.be/GqyTPUsqs2o>.

ROSE is an available open-source project. The experimental data including a code snapshot are available from <https://sites.google.com/view/roserepair>. ROSE currently runs with the Eclipse environment and is implemented as a separate process so it could be ported to other IDEs. The tools ROSE uses, FAIT and SEEDE, are also open source and available. ROSE's user interface was developed for and is distributed with the open source Code Bubbles IDE.

## References

- [1] Eclipse’s quick fix. [https://wiki.eclipse.org/FAQ\\_What\\_is\\_a\\_Quick\\_Fix%3F](https://wiki.eclipse.org/FAQ_What_is_a_Quick_Fix%3F), 2021.
- [2] Visual studio’s auto correct. <https://marketplace.visualstudio.com/items?itemName=sygene.auto-correct>, 2021.
- [3] Afsoon Afzal, Manish Motwani, Kathryn Stolee, Yuriy Brun, and Claire Le Goues. Sosrepair: Expressive semantic search for real-world program repair. *IEEE Transactions on Software Engineering*, 2019.
- [4] Hiralal Agrawal and Joseph R Horgan. Dynamic program slicing. In *Proceedings of the ACM SIGPLAN 1990 conference on Programming language design and implementation (PLDI)*, pages 246–256. ACM, 1990.
- [5] Moumita Asad, Kishan Kumar Ganguly, and Kazi Sakib. Impact of similarity on repairing small programs: a case study on quixbugs benchmark. In *Proceedings of the IEEE/ACM 42nd International Conference on Software Engineering Workshops*, pages 21–22, 2020.
- [6] George K Baah, Andy Podgurski, and Mary Jean Harrold. Causal inference for statistical fault localization. In *Proceedings of the 19th international symposium on Software testing and analysis (ISSTA)*, pages 73–84, 2010.
- [7] Marcel Böhme, Charaka Geethal, and Van-Thuan Pham. Human-in-the-loop automatic program repair. In *2020 IEEE 13th International Conference on Software Testing, Validation and Verification (ICST)*, pages 274–285. IEEE, 2020.
- [8] Andrew Bragdon, Steven P Reiss, Robert Zeleznik, Suman Karumuri, William Cheung, Joshua Kaplan, Christopher Coleman, Ferdi Adeputra, and Joseph J LaViola Jr. Code bubbles: rethinking the user interface paradigm of integrated development environments. In *Proceedings of the 32nd ACM/IEEE International Conference on Software Engineering (ICSE)*, pages 455–464, 2010.
- [9] Renée C Bryce, Alison Cooley, Amy Hansen, and Nare Hayrapetyan. A one year empirical study of student programming bugs. In *Proceedings of IEEE Frontiers in Education Conference (FIE)*, pages F1G–1. IEEE, 2010.
- [10] Eduardo Cunha Campos and Marcelo de Almeida Maia. Common bug-fix patterns: A large-scale observational study. In *Proceedings of ACM/IEEE International Symposium on Empirical Software Engineering and Measurement (ESEM)*, pages 404–413. IEEE, 2017.
- [11] Antonio Carzaniga, Alessandra Gorla, Andrea Mattavelli, Nicolo Perino, and Mauro Pezze. Automatic recovery from runtime failures. In *Proceedings of 35th International Conference on Software Engineering (ICSE)*, pages 782–791. IEEE, 2013.

- [12] Gemma Catolino, Fabio Palomba, Andy Zaidman, and Filomena Ferrucci. Not all bugs are the same: Understanding, characterizing, and classifying bug types. *Journal of Systems and Software (JSS)*, pages 165–181, 2019.
- [13] Liushan Chen, Yu Pei, and Carlo A Furia. Contract-based program repair without the contracts. In *Proceedings of 32nd IEEE/ACM International Conference on Automated Software Engineering (ASE)*, pages 637–647. IEEE, 2017.
- [14] Zimin Chen, Steve James Kommrusch, Michele Tufano, Louis-Noël Pouchet, Denys Poshyvanyk, and Martin Monperrus. Sequencer: Sequence-to-sequence learning for end-to-end program repair. *IEEE Transactions on Software Engineering (TSE)*, 2019.
- [15] Patrick Cousot. Program analysis: The abstract interpretation perspective. *ACM SIGPLAN Notices*, pages 73–76, 1997.
- [16] Loris D’Antoni, Roopsha Samanta, and Rishabh Singh. Qlose: Program repair with quantitative objectives. In *International Conference on Computer Aided Verification (CAV)*, pages 383–401. Springer, 2016.
- [17] Higor A de Souza, Marcos L Chaim, and Fabio Kon. Spectrum-based software fault localization: A survey of techniques, advances, and challenges. *arXiv preprint arXiv:1607.04347*, 2016.
- [18] Farid Feyzi and Saeed Parsa. Infarence: effective fault localization based on information-theoretic analysis and statistical causal inference. *Frontiers of Computer Science*, pages 735–759, 2019.
- [19] Qing Gao, Yingfei Xiong, Yaqing Mi, Lu Zhang, Weikun Yang, Zhaoping Zhou, Bing Xie, and Hong Mei. Safe memory-leak fixing for c programs. In *Proceedings of IEEE/ACM 37th IEEE International Conference on Software Engineering (ICSE)*, pages 459–470. IEEE, 2015.
- [20] Ali Ghanbari, Samuel Benton, and Lingming Zhang. Practical program repair via bytecode mutation. In *Proceedings of the 28th ACM SIGSOFT International Symposium on Software Testing and Analysis (ISSTA)*, pages 19–30, 2019.
- [21] Ali Ghanbari and Andrian Marcus. Prf: a framework for building automatic program repair prototypes for jvm-based languages. In *Proceedings of the 28th ACM Joint Meeting on European Software Engineering Conference and Symposium on the Foundations of Software Engineering (ESEC/FSE)*, pages 1626–1629, 2020.
- [22] Divya Gopinath, Muhammad Zubair Malik, and Sarfraz Khurshid. Specification-based program repair using sat. In *International Conference on Tools and Algorithms for the Construction and Analysis of Systems*, pages 173–188. Springer, 2011.



- [23] Claire Le Goues, Michael Pradel, and Abhik Roychoudhury. Automated program repair. *Communications of the ACM*, pages 56–65, 2019.
- [24] Werner Janjic, Oliver Hummel, Marcus Schumacher, and Colin Atkinson. An unabridged source code dataset for research in software reuse. In *Proceedings of 10th Working Conference on Mining Software Repositories (MSR)*, pages 339–342. IEEE, 2013.
- [25] Dennis Jeffrey, Min Feng, Neelam Gupta, and Rajiv Gupta. Bugfix: A learning-based tool to assist developers in fixing bugs. In *Proceedings of 17th International Conference on Program Comprehension (ICPC)*, pages 70–79. IEEE, 2009.
- [26] Dennis Jeffrey, Neelam Gupta, and Rajiv Gupta. Fault localization using value replacement. In *Proceedings of the international symposium on Software testing and analysis (ISSTA)*, pages 167–178, 2008.
- [27] Jiajun Jiang, Yingfei Xiong, Hongyu Zhang, Qing Gao, and Xiangqun Chen. Shaping program repair space with existing patches and similar code. In *Proceedings of the 27th ACM SIGSOFT international symposium on software testing and analysis (ISSTA)*, pages 298–309, 2018.
- [28] Nan Jiang, Thibaud Lutellier, and Lin Tan. Cure: Code-aware neural machine translation for automatic program repair. In *Proceedings of IEEE/ACM 43rd International Conference on Software Engineering (ICSE)*, pages 1161–1173. IEEE, 2021.
- [29] Brittany Johnson, Yuriy Brun, and Alexandra Meliou. Causal testing: understanding defects’ root causes. In *Proceedings of the ACM/IEEE 42nd International Conference on Software Engineering (ICSE)*, pages 87–99, 2020.
- [30] James A Jones and Mary Jean Harrold. Empirical evaluation of the tarantula automatic fault-localization technique. In *Proceedings of the 20th IEEE/ACM international Conference on Automated software engineering (ASE)*, pages 273–282, 2005.
- [31] René Just, Darioush Jalali, and Michael D Ernst. Defects4j: A database of existing faults to enable controlled testing studies for java programs. In *Proceedings of the 2014 International Symposium on Software Testing and Analysis (ISSTA)*, pages 437–440, 2014.
- [32] Shalini Kaleeswaran, Varun Tulsian, Aditya Kanade, and Alessandro Orso. Minthint: Automated synthesis of repair hints. In *Proceedings of the 36th International Conference on Software Engineering (ICSE)*, pages 266–276, 2014.
- [33] Sunghun Kim and E James Whitehead Jr. How long did it take to fix bugs? In *Proceedings of the 2006 international workshop on Mining software repositories (MSR)*, pages 173–174, 2006.

- [34] Andrew J Ko and Brad A Myers. Designing the whyline: a debugging interface for asking questions about program behavior. In *Proceedings of the SIGCHI conference on Human factors in computing systems*, pages 151–158, 2004.
- [35] Anil Koyuncu, Kui Liu, Tegawendé F Bissyandé, Dongsun Kim, Martin Monperrus, Jacques Klein, and Yves Le Traon. ifixr: Bug report driven program repair. In *Proceedings of the 2019 27th ACM joint meeting on european software engineering conference and symposium on the foundations of software engineering (ESEC/FSE)*, pages 314–325, 2019.
- [36] Yiğit Küçük, Tim AD Henderson, and Andy Podgurski. Improving fault localization by integrating value and predicate based causal inference techniques. In *Proceedings of IEEE/ACM 43rd International Conference on Software Engineering (ICSE)*, pages 649–660. IEEE, 2021.
- [37] Xuan-Bach D Le, Duc-Hiep Chu, David Lo, Claire Le Goues, and Willem Visser. S3: syntax-and semantic-guided repair synthesis via programming by examples. In *Proceedings of the 2017 11th Joint Meeting on Foundations of Software Engineering (ESEC/FSE)*, pages 593–604, 2017.
- [38] Claire Le Goues, ThanhVu Nguyen, Stephanie Forrest, and Westley Weimer. Genprog: A generic method for automatic software repair. *IEEE transactions on software engineering*, pages 54–72, 2011.
- [39] Xia Li, Wei Li, Yuqun Zhang, and Lingming Zhang. Deepfl: Integrating multiple fault diagnosis dimensions for deep fault localization. In *Proceedings of the 28th ACM SIGSOFT International Symposium on Software Testing and Analysis (ISSTA)*, pages 169–180, 2019.
- [40] Yi Li, Shaohua Wang, and Tien N Nguyen. Dlfix: Context-based code transformation learning for automated program repair. In *Proceedings of the ACM/IEEE 42nd International Conference on Software Engineering (ICSE)*, pages 602–614, 2020.
- [41] Yi Li, Shaohua Wang, and Tien N Nguyen. Fault localization with code coverage representation learning. In *Proceedings of IEEE/ACM 43rd International Conference on Software Engineering (ICSE)*, pages 661–673. IEEE, 2021.
- [42] Derrick Lin, James Koppel, Angela Chen, and Armando Solar-Lezama. Quixbugs: A multi-lingual program repair benchmark set based on the quixey challenge. In *Proceedings Companion of the 2017 ACM SIGPLAN International Conference on Systems, Programming, Languages, and Applications: Software for Humanity*, pages 55–56, 2017.
- [43] Haopeng Liu, Yuxi Chen, and Shan Lu. Understanding and generating high quality patches for concurrency bugs. In *Proceedings of the 2016 24th ACM SIGSOFT international symposium on foundations of software engineering (ESEC/FSE)*, pages 715–726, 2016.

- [44] Kui Liu, Anil Koyuncu, Dongsun Kim, and Tegawendé F Bissyandé. Tbar: revisiting template-based automated program repair. In *Proceedings of the 28th ACM SIGSOFT International Symposium on Software Testing and Analysis (ISSTA)*, pages 31–42, 2019.
- [45] Kui Liu, Anil Koyuncu, Kisub Kim, Dongsun Kim, and Tegawendé F Bissyandé. Lsrepair: Live search of fix ingredients for automated program repair. In *Proceedings of 25th Asia-Pacific Software Engineering Conference (APSEC)*, pages 658–662. IEEE, 2018.
- [46] Kui Liu, Shangwen Wang, Anil Koyuncu, Kisub Kim, Tegawendé F Bissyandé, Dongsun Kim, Peng Wu, Jacques Klein, Xiaoguang Mao, and Yves Le Traon. On the efficiency of test suite based program repair. In *Proceedings of International Conference on Software Engineering (ICSE)*, 2020.
- [47] Fan Long and Martin Rinard. Staged program repair with condition synthesis. In *Proceedings of the 2015 10th Joint Meeting on Foundations of Software Engineering (ESEC/FSE)*, pages 166–178, 2015.
- [48] Fan Long and Martin Rinard. Automatic patch generation by learning correct code. In *Proceedings of the 43rd Annual ACM SIGPLAN-SIGACT Symposium on Principles of Programming Languages (POPL)*, pages 298–312, 2016.
- [49] Matias Martinez, Thomas Durieux, Romain Sommerard, Jifeng Xuan, and Martin Monperrus. Automatic repair of real bugs in java: A large-scale experiment on the defects4j dataset. *Empirical Software Engineering*, pages 1936–1964, 2017.
- [50] Sergey Mechtaev, Manh-Dung Nguyen, Yannic Noller, Lars Grunske, and Abhik Roychoudhury. Semantic program repair using a reference implementation. In *Proceedings of the 40th International Conference on Software Engineering (ICSE)*, pages 129–139, 2018.
- [51] Sergey Mechtaev, Jooyong Yi, and Abhik Roychoudhury. Directfix: Looking for simple program repairs. In *Proceedings of IEEE/ACM 37th IEEE International Conference on Software Engineering (ICSE)*, pages 448–458. IEEE, 2015.
- [52] Sergey Mechtaev, Jooyong Yi, and Abhik Roychoudhury. Angelix: Scalable multiline program patch synthesis via symbolic analysis. In *Proceedings of the 38th international conference on software engineering (ICSE)*, pages 691–701, 2016.
- [53] Martin Monperrus. Automatic software repair: a bibliography. *ACM Computing Surveys (CSUR)*, pages 1–24, 2018.
- [54] Martin Monperrus. The Living Review on Automated Program Repair. working paper or preprint, December 2020.

- [55] Seokhyeon Moon, Yunho Kim, Moonzoo Kim, and Shin Yoo. Ask the mutants: Mutating faulty programs for fault localization. In *Proceedings of Seventh International Conference on Software Testing, Verification and Validation*, pages 153–162. IEEE, 2014.
- [56] Manish Motwani, Mauricio Soto, Yuriy Brun, Rene Just, and Claire Le Goues. Quality of automated program repair on real-world defects. *IEEE Transactions on Software Engineering*, pages 1–24, 2020.
- [57] Gail C Murphy, Mik Kersten, and Leah Findlater. How are java software developers using the eclipse ide? *IEEE software*, pages 76–83, 2006.
- [58] Kai Pan, Sunghun Kim, and E James Whitehead. Toward an understanding of bug fix patterns. *Empirical Software Engineering (ESE)*, pages 286–315, 2009.
- [59] Mike Papadakis and Yves Le Traon. Metallaxis-fl: mutation-based fault localization. *Software Testing, Verification and Reliability*, pages 605–628, 2015.
- [60] Zichao Qi, Fan Long, Sara Achour, and Martin Rinard. An analysis of patch plausibility and correctness for generate-and-validate patch generation systems. In *Proceedings of the 2015 International Symposium on Software Testing and Analysis (ISSTA)*, pages 24–36, 2015.
- [61] Steven P Reiss. Continuous flow analysis to detect security problems. *arXiv preprint arXiv:1909.13683*, 2019.
- [62] Steven P Reiss, Qi Xin, and Jeff Huang. Seede: simultaneous execution and editing in a development environment. In *Proceedings of 33rd IEEE/ACM International Conference on Automated Software Engineering (ASE)*, pages 270–281. IEEE, 2018.
- [63] Manos Renieres and Steven P Reiss. Fault localization with nearest neighbor queries. In *Proceedings of 18th IEEE International Conference on Automated Software Engineering (ASE)*, pages 30–39. IEEE, 2003.
- [64] Thomas Reps, Thomas Ball, Manuvir Das, and James Larus. The use of program profiling for software maintenance with applications to the year 2000 problem. In *Proceedings of the 6th European SOFTWARE ENGINEERING conference held jointly with the 5th ACM SIGSOFT international symposium on Foundations of software engineering (ESEC/FSE)*, pages 432–449. ACM, 1997.
- [65] Ripon K Saha, Matthew Lease, Sarfraz Khurshid, and Dewayne E Perry. Improving bug localization using structured information retrieval. In *Proceedings of IEEE/ACM International Conference on Automated Software Engineering (ASE)*, pages 345–355. IEEE, 2013.

- [66] Ripon K Saha, Yingjun Lyu, Hiroaki Yoshida, and Mukul R Prasad. Elixir: Effective object-oriented program repair. In *Proceedings of 32nd IEEE/ACM International Conference on Automated Software Engineering (ASE)*, pages 648–659. IEEE, 2017.
- [67] Seemanta Saha, Ripon K Saha, and Mukul R Prasad. Harnessing evolution for multi-hunk program repair. In *Proceedings of IEEE/ACM 41st International Conference on Software Engineering (ICSE)*, pages 13–24. IEEE, 2019.
- [68] Kostyantyn M Shchekotykhin, Thomas Schmitz, and Dietmar Jannach. Efficient sequential model-based fault-localization with partial diagnoses. In *Proceedings of the Twenty-Fifth International Joint Conference on Artificial Intelligence (IJCAI)*, pages 1251–1257, 2016.
- [69] Josep Silva. A survey on algorithmic debugging strategies. *Advances in engineering software*, 42(11):976–991, 2011.
- [70] Edward K Smith, Earl T Barr, Claire Le Goues, and Yuriy Brun. Is the cure worse than the disease? overfitting in automated program repair. In *Proceedings of the 2015 10th Joint Meeting on Foundations of Software Engineering (FSE)*, pages 532–543, 2015.
- [71] Shin Hwei Tan, Hiroaki Yoshida, Mukul R Prasad, and Abhik Roychoudhury. Anti-patterns in search-based program repair. In *Proceedings of the 2016 24th ACM SIGSOFT International Symposium on Foundations of Software Engineering (ESEC/FSE)*, pages 727–738, 2016.
- [72] Haoye Tian, Kui Liu, Abdoul Kader Kaboré, Anil Koyuncu, Li Li, Jacques Klein, and Tegawendé F Bissyandé. Evaluating representation learning of code changes for predicting patch correctness in program repair. In *Proceedings of 35th IEEE/ACM International Conference on Automated Software Engineering (ASE)*, pages 981–992. IEEE, 2020.
- [73] Michele Tufano, Fabio Palomba, Gabriele Bavota, Rocco Oliveto, Massimiliano Di Penta, Andrea De Lucia, and Denys Poshyvanyk. When and why your code starts to smell bad. In *Proceedings of 37th IEEE International Conference on Software Engineering (ICSE)*, pages 403–414. IEEE, 2015.
- [74] Shangwen Wang, Ming Wen, Bo Lin, Hongjun Wu, Yihao Qin, Deqing Zou, Xiaoguang Mao, and Hai Jin. Automated patch correctness assessment: How far are we? In *Proceedings of the 35th IEEE/ACM International Conference on Automated Software Engineering (ASE)*, pages 968–980, 2020.
- [75] Yi Wei, Yu Pei, Carlo A Furia, Lucas S Silva, Stefan Buchholz, Bertrand Meyer, and Andreas Zeller. Automated fixing of programs with contracts. In *Proceedings of the 19th international symposium on Software testing and analysis (ISSTA)*, pages 61–72, 2010.

- [76] Ming Wen, Junjie Chen, Rongxin Wu, Dan Hao, and Shing-Chi Cheung. Context-aware patch generation for better automated program repair. In *Proceedings of IEEE/ACM 40th International Conference on Software Engineering (ICSE)*, pages 1–11. IEEE, 2018.
- [77] Ming Wen, Rongxin Wu, and Shing-Chi Cheung. Locus: Locating bugs from software changes. In *Proceedings of 31st IEEE/ACM International Conference on Automated Software Engineering (ASE)*, pages 262–273. IEEE, 2016.
- [78] W Eric Wong, Vidroha Debroy, Ruizhi Gao, and Yihao Li. The dstar method for effective software fault localization. *IEEE Transactions on Reliability*, pages 290–308, 2013.
- [79] W Eric Wong, Ruizhi Gao, Yihao Li, Rui Abreu, and Franz Wotawa. A survey on software fault localization. *IEEE Transactions on Software Engineering*, pages 707–740, 2016.
- [80] Qi Xin and Steven Reiss. Better code search and reuse for better program repair. In *2019 IEEE/ACM International Workshop on Genetic Improvement (GI)*, pages 10–17. IEEE, 2019.
- [81] Qi Xin and Steven P Reiss. Identifying test-suite-overfitted patches through test case generation. In *Proceedings of the 26th ACM SIGSOFT International Symposium on Software Testing and Analysis (ISSTA)*, pages 226–236, 2017.
- [82] Qi Xin and Steven P Reiss. Leveraging syntax-related code for automated program repair. In *Proceedings of 32nd IEEE/ACM International Conference on Automated Software Engineering (ASE)*, pages 660–670. IEEE, 2017.
- [83] Yingfei Xiong, Xinyuan Liu, Muhan Zeng, Lu Zhang, and Gang Huang. Identifying patch correctness in test-based program repair. In *Proceedings of the 40th international conference on software engineering (ICSE)*, pages 789–799, 2018.
- [84] Yingfei Xiong, Jie Wang, Runfa Yan, Jiachen Zhang, Shi Han, Gang Huang, and Lu Zhang. Precise condition synthesis for program repair. In *Proceedings of IEEE/ACM 39th International Conference on Software Engineering (ICSE)*, pages 416–426. IEEE, 2017.
- [85] Jifeng Xuan, Matias Martinez, Favio Demarco, Maxime Clement, Sebastian Lamelas Marcote, Thomas Durieux, Daniel Le Berre, and Martin Monperrus. Nopol: Automatic repair of conditional statement bugs in java programs. *IEEE Transactions on Software Engineering*, pages 34–55, 2016.
- [86] Jifeng Xuan and Martin Monperrus. Learning to combine multiple ranking metrics for fault localization. In *Proceedings of IEEE International Conference on Software Maintenance and Evolution (ICSME)*, pages 191–200. IEEE, 2014.

- [87] Jinqiu Yang, Alexey Zhikhartsev, Yuefei Liu, and Lin Tan. Better test cases for better automated program repair. In *Proceedings of the 2017 11th Joint Meeting on Foundations of Software Engineering (ESEC/FSE)*, pages 831–841, 2017.
- [88] He Ye, Jian Gu, Matias Martinez, Thomas Durieux, and Martin Monperrus. Automated classification of overfitting patches with statically extracted code features. *IEEE Transactions on Software Engineering*, 2021.
- [89] He Ye, Matias Martinez, Thomas Durieux, and Martin Monperrus. A comprehensive study of automatic program repair on the quixbugs benchmark. *Journal of Systems and Software (JSS)*, pages 1–15, 2021.
- [90] Andreas Zeller. Yesterday, my program worked. today, it does not. why? *ACM SIGSOFT Software engineering notes*, pages 253–267, 1999.
- [91] Andreas Zeller and Ralf Hildebrandt. Simplifying and isolating failure-inducing input. *IEEE Transactions on Software Engineering*, pages 183–200, 2002.
- [92] Xiangyu Zhang, Neelam Gupta, and Rajiv Gupta. Locating faults through automated predicate switching. In *Proceedings of the 28th international conference on Software engineering (ICSE)*, pages 272–281, 2006.
- [93] Jian Zhou, Hongyu Zhang, and David Lo. Where should the bugs be fixed? more accurate information retrieval-based bug localization based on bug reports. In *Proceedings of 34th International Conference on Software Engineering (ICSE)*, pages 14–24. IEEE, 2012.
- [94] Weiqin Zou, Xin Xia, Weiqiang Zhang, Zhenyu Chen, and David Lo. An empirical study of bug fixing rate. In *2015 IEEE 39th Annual Computer Software and Applications Conference*, pages 254–263. IEEE, 2015.