

PSACCF: Prioritized Online Slice Admission Control Considering Fairness in 5G/B5G Networks

Miao Dai, *Member, IEEE*, Long Luo, *Member, IEEE*, Jing Ren, *Member, IEEE*,
Hongfang Yu, *Member, IEEE*, Gang Sun, *Member, IEEE*

Abstract—5G/B5G is envisioned to support various services with the assistance of network slices, each slice instance asks for adequate resources to provide the pre-negotiated service quality to its subscribers. Slice Admission Control (SAC) algorithm is a necessity for Slice Providers (SPs) to guarantee the QoS of each admitted request. Except for resource restrictions, more factors need to be considered in the sliced environment during the admission process, such as priority and fairness. The former relates to the innate characteristics of different services, while the latter matters because slices are instantiated on the shared physical equipments. In this paper, we investigate the SAC problem in 5G/B5G networks, taking priority and fairness into account simultaneously. Reinterpretation of the two intuitively conflicting concepts are proposed in advance to cope with this special scenario, then an online SAC algorithm called Prioritized Slice Admission Control Considering Fairness, PSACCF in short, is designed to help maintaining priority and achieving an adjustable degree of fairness under the assumption of rational service subscribers. Numerous simulations are carried out and the results show that PSACCF can effectively enhance the fairness indicator without compromising the priority requirement, and exhibits stronger stability and adaptability over existing policies.

Index Terms—5G/B5G, Online Slice Admission Control, Priority, Fairness, Network Slice.

I. INTRODUCTION AND MOTIVATIONS

FUTURE applications are believed to belong to three broad categories [1]: enhanced Mobile Broadband (eMBB), ultra-Reliable Low Latency Communication (uRLLC) and massive Machine Type Communication (mMTC), where high mobility of devices and large communication bandwidth, strict time delay and reliability, sufficient access capacity should be satisfied respectively. They focus on different performance indicators, and the type and amount of resources consumed are also distinct. To handle the heterogeneity of these applications, network slice [2], [3] is employed by 5G/B5G networks to

realize customized services. It brings a new paradigm that allows to deploy virtual networks upon generic equipments. Through designing and adjusting the structure of slices, Slice Providers (SPs) can establish logic networks that possess corresponding abilities required by Slice Tenants (STs).

In such a circumstance, slices rather than tailored devices are the basic units to accommodate service requests, which makes the design, deployment and maintenance of services more flexible and efficient. However, slice just provides a template of networks, only when enough resources are allocated, i.e., instantiated, can it effectively plays the role STs desire. Since the physical resources are limited, admission control is needed to match the amount of available physical resources and the admitted workload.

Admission control is a policy deciding whether to accept or reject an perceived service request when the total demand is unaffordable, and had attracted the attention of researchers since 1980s. In the early studies [4], [5], requests remain homogeneous, only one kind of resource demand is considered and the optimization objective is also unsophisticated. Nevertheless, with the continuous development of applications, the resource requirements of services are diversified, the heterogeneity between services is strengthened and the indicators concerned are different. Thus, in sliced networks, call admission control turns into slice admission control, which is expected to undertake a more complex task.

In 5G/B5G networks, many factors should or can be considered as objectives of SAC algorithms [6], mainly are resource constraint, priority of services, fairness of resource sharing and profits earned [7]. Resource constraint is the most basic target and must be met, because each slice is attached a Service Level Agreement (SLA) which can only be guaranteed when obtained the necessary amount of resources [8], [9], the risk of destruction in isolation between slices will rise if resource squeeze happens. What's more, with the evolution of applications, dimension in resource demand also expands. For example, model training in machine learning consumes plenty of computation and memory resources, services providing file download need large disk space for data storage, video and live streams occupy bandwidth resource to transmit traffic. Some new applications even ask for all these concurrently, such as cloud games [10], VR and AR [11], where a lot of computing power, memory capacity and bandwidth are spent to track and process user instructions, render the screen, and send back the pictures. Due to the reasons mentioned above, more rigorous and precise resource constraints should be imposed on SAC algorithms.

Miao Dai is with Key Lab of Optical Fiber Sensing and Communications (Ministry of Education), University of Electronic Science and Technology of China, Chengdu, China (e-mail: 1450775540@qq.com).

Long Luo and Jing Ren are with Key Lab of Optical Fiber Sensing and Communications (Ministry of Education), University of Electronic Science and Technology of China, Chengdu, China (e-mail: longluo.uestc@gmail.com; renjing@uestc.edu.cn).

Hongfang Yu is with Key Lab of Optical Fiber Sensing and Communications (Ministry of Education), University of Electronic Science and Technology of China, Chengdu, China; and is also with Peng Cheng Laboratory, Shenzhen, China (e-mail: yuhf@uestc.edu.cn).

Gang Sun is with Key Lab of Optical Fiber Sensing and Communications (Ministry of Education), University of Electronic Science and Technology of China, Chengdu, China; and he is also with Agile and Intelligent Computing Key Laboratory of Sichuan Province, Chengdu, China (e-mail: gangsun@uestc.edu.cn).

Priority, an attribute of services, also received concerns in some admission works. There are many reasons to make it a significant issue. From the perspective of users' quality of experience (QoE), handoff requests due to mobility should be privileged over new requests, because interrupting an ongoing service is believed more disturbing than reject a new one. Besides, services with distinct degree of urgency ought to be treated differently, it's reasonable to set higher priority to requests for emergency communication than those for general applications. Sometimes, profits is also a vital cause of priority. Since each kind of request is served by the corresponding slice, the hierarchical relationship among services is naturally inherited by slices and remains as an optional objective of SAC algorithms. Expect for priority, fairness is another interesting topic in situations where multiple kinds of services coexist and share the common substrate networks. Optimization for fairness can achieve more balanced resource allocation and ensure that each kind of request has the opportunity to be served. However, the concept of fairness was traditionally equivalent to that of average and equality [12], which seems inappropriate [13] if the priority is needed as a premise.

In this paper, we focus on the slice admission control problem in 5G/B5G networks, and manage to develop a SAC algorithm where priority is taken as the first objective and fairness is put under control simultaneously, which is rarely investigated before. The main contributions of this paper are summarized below:

- Newly defined concepts about priority and fairness are proposed to let the two traditionally contradictory objectives compatible, making them more suitable to the environment where heterogeneous applications coexist on the shared infrastructure. Thus, leading it a reasonable and practical thing to take them into consideration concurrently in the process of slice admission control.
- A multi-queue based online SAC algorithm (called PSACCF) that can distinguish the priority among service requests and maintain a necessary fairness on top of that is designed. Two parameters are used to control the degree of priority between adjacent priority level and the threshold of acceptable fairness respectively. Through adjusting these two parameters, the effect of dynamic resource reservation for high priority requests can be realized, which makes our algorithm more flexible when facing different target preferences.
- Impatient behaviors of service subscribers are concerned by PSACCF. Rational users are assumed to balk with the probability proportional to the queue length upon arrival or renege when waiting too long in the queue. PSACCF can sense these behaviors happened inside each queue and react accordingly to hold a stable performance.
- A lot of simulations are carried out to demonstrate the advantages of PSACCF over some existing works.

The remainder of this paper is organized as follows. In the next section, we introduce some relevant works conducted by other researchers. Our system model and concept definitions are given in Section III, and the details of our slice admission control algorithm is elaborated subsequently in Section IV.

Simulation results and data analysis are presented in Section V. Finally, Section VI concludes this paper.

II. RELATED WORK

Tremendous efforts have been made to admission control in recent decades, brief reviews about them are listed in this part to explain their scope of applications and limitations.

Profit is an ordinary objective favored by many researchers. Authors in [14] proposed several reinforcement learning base methods to maximize revenue of the infrastructure provider, aforementioned three categories are taken into account but only one request arrives each time and single kind of resource is considered. Similar optimization target and method are adopted in [15], and the processing capability of nodes is added to resource constraints. Paper [16] concentrates on the tradeoff between revenue and service admission rate, which was formulated as a multiple knapsack problem. To reduce the complexity, all requests are roughly divided into premium or best effort, and a adjustable quota vector is allocated to each kind to control the tradeoff. Paper [17] did the same thing but from a different angle, it managed to minimize the network cost of the service provider at a premise that the predefined criteria of requests are met. Computing, memory and storage capacities are concerned, and each time the resource constraints are not hold, the requests demanding more resources are iteratively rejected until the solution becomes feasible. Authors in [18] proposed a multi-queue based admission control model to show its advantage in handling heterogeneous tenant requests. Rational behaviors are concerned, under which higher profit is desired, a queuing theory based method is used to analyze the response of queue states to admission results. Nevertheless, the access preference list was just randomly generated there, and no deterministic calculation approach is given.

As new applications continue to develop and evolve, they are deeply refined and reclassified on top of the three broad categories, which makes the priority issue non-negligible. In [19], two kinds of slice are defined, guaranteed service and best effort service, the former is believed to be more important and should be preferred when conducting admission control. To realize it, a Q-learning approach is proposed, where higher rewards are attached to the admission of guaranteed services, and a negative reward is obtained when dropping such a request. Instead of assign priorities to different services, authors in [20] put them to each wireless network tier, users in some tiers are prior to those in other tiers. Channel allocation and SINR control are the main focus of this paper to maintain the priority constraint, which means that if a user is provided with its target SINR then those more privileged than him should also get their target SINR. Papers [21], [22] investigate the admission control and resource allocation model in multi-tenant mobile networks with strategic tenants, a game theory method is employed to maximize the overall utility, and the priority difference of users is indirectly reflected in the multiplier before their respective utilities. Scenario in [23] changes to vehicular networks, where various vehicular applications with different priorities coexist. The association

policy between base stations and vehicles, and bandwidth reservation scheme are designed with priority concerns, by assigning higher weights for those more preferred vehicles in their achievable data rates that constitute the final optimization objective.

Fairness is always an important issue when services are provisioned on shared infrastructures. However, it's a controversial topic about what is fairness, in some early studies, it refers to the concept of equality. Authors in [12], [24] investigated the call admission control policy with equal call blocking probability as the fairness measurement. Paper [25] pay attention to the spectrum allocation across slices in the radio access networks, the fairness here is evaluated by check the number of qualified users that obtain required bitrates in each slice, higher degree of fairness is achieved when numbers approach to each other, a genetic algorithm is designed to perform the allocation process. While, this interpretation is considered to make less sense when different applications have distinct QoS requirements. In [26], a utility based fairness index is defined, and bandwidth resources are shared among single hop wireless nodes with the aim of achieving near the same utility on each wireless connection. Authors in [27] think only the contributions of each tenant is taken into account, can it turns to be fair. So their contributions are treated as a reference when allocating the shares of resources in base stations.

Except for literature introduced above where priority and fairness are optimized individually, papers [28], [29] put them together and produce a novel and complex admission problem. In [28], the handoff dropping probability is used as the indicator of QoS, services with higher priorities should be protected with better acceptable QoS to show the preferential treatment, and the gap of dropping probabilities between two neighbor priorities are constrained to a constant threshold to promise fairness meanwhile. Similarly, in [29], it's call blocking probability that acts as the criteria to differentiate priorities, handoff calls should experience lower blocking probability than new calls. While, fairness is treated differently under two subcases, requests belong to the same kind of service should have similar blocking probability in different end devices, and requests of different services from the same device ought to obey a predefined ratio in their average acceptance probability. Markov decision process is adopted by both of the two papers to represent the admission policy. Therefore, traffic patterns are usually required as known conditions or can be derived from historical information by them.

Although there have been studies about admission control issues as illustrated above, they have obvious limitations, such as only single kind of resource is considered, priority and fairness are rarely handled simultaneously, requests with different priorities are actually with homogeneous objectives, i.e., their heterogeneity is not so drastic, and rational behaviors of tenants are not confronted. Hence, there still remains so much work to do on SAC algorithms.

III. SYSTEM MODEL

In this section, we plan to give more detailed descriptions about the scenario characterization, concept definition and

mathematical model that are about to appear in our work.

A. Preliminaries

We introduce a general description of the scenario on which this work is carried out here. Two main aspects are included, i.e., the characteristics of services and the impatient behaviors of service subscribers.

Except for the aforementioned service classification criterion, the severity of resource requirement can act as another one to further divide services into two classes, known as elastic and inelastic service [30]:

- **Elastic service.** These services do not have strict real-time resource requirements, but ask for a minimum average resource allocation instead. They usually carry an explicit lifetime duration and total amount of data to transmit or calculate before expiration. Temporary resource shortage will not lead to service interruption as long as it is made up within lifetime eventually. Besides, provision of additional resources can accelerate the completion of services.
- **Inelastic service.** To the contrary, inelastic services have stringent resource requirements all the time, meaning that inadequate supply of resources will affect the QoE terribly or even corrupt the normal operation of services. Sometimes, inelastic services do not carry a definite lifetime duration, and can terminate at any time point according to the wishes of end users, the service provider cannot know this in advance. For this kind of services, resource over provisioning can neither make a positive effect on the improvement of QoS nor stimulate the completion of services.

The second thing worth mention is the behavior of service subscribers, who are assumed rational here. Sometimes, requests cannot be admitted immediately and queues are formed due to resource unavailability. Thus, some subscribers may revoke the proposed requests or just not make a request to this overloaded slice provider. We call these impatient behaviors and two cases are considered here [31]:

- **Renegé.** This describes the behavior that a service subscriber cancels his request which is already in queue when it is not pulled to service for too long a time after entering the queue. It can be realized by setting a hold time value to each request, it is invisible to the slice provider and begins to decrease once the request join a queue. As soon as this value saturates, the request departs from the queue.
- **Balk.** When a subscriber generates a request, he may not send it to the slice provider if there already exists many requests in the queue of its type. And the longer the length, the lower the willingness of the request to join the queue. It can be interpreted that a long queue means the SP is overwhelmed because of too many requests or this kind of request is just not favored by the SAC algorithm. Thus, the waiting time may exceed its hold time value, leading to a high risk of renege if enters the queue. This behavior can be depicted by introducing a

balk probability, which decreases with the increase of queue length.

B. Adjustment of concepts

In this subsection, we concentrate on the characterization of priority and definition of fairness employed in this paper. First, the reasons why the traditional methods are no longer inappropriate now are presented, and then new interpretations suitable to the SaaS environment are given.

1) Characterization of priority:

The difficulty lies in how to characterize priority, an abstract concept, concretely, so as to measure or judge whether priority is guaranteed by SAC algorithm. In some previous studies [16], [32], priority is expressed by imposing additional exclusive resources on those with higher level. Although these methods ensure the priority difference between services to a certain extent, it often only supports single kind of resource, so cannot migrate directly to the scenarios where multiple kinds of resources are considered and different services even rely on diverse resources with different degrees. Assigning weights is also a common method of maintaining priority. By giving higher weight to the high priority service in the optimization goal, the admission algorithm can be prompted to access more high priority services. However, this usually requires a homogeneous target among prioritized services, which is not always hold here.

In order to overcome the difficulty of service heterogeneity when characterize priorities, the indicator used to measure must be service independent. Thus, we adopt the cumulative service acceptance ratio (CSAR), which is complementary to the service blocking ratio in [5], to differentiate the priority. If the size relationships of CSARs are consistent with that of priority levels, it's considered that the priority difference is guaranteed. In this way, no matter which kind of resources the services mainly consume or what performance indicators they concern mostly, the priority relationships among them can be explicitly evaluated.

Compared with the above methods, using CSAR to characterize priority will neither require a smart quota distribution of resource capacity, nor bring a drastic service discrimination, because the concept of priority no longer equals to absolute privilege, but preference instead. That means low priority services will not always be ignored even when they coexist with high priority ones. What's more, by adjusting the gap between the CSARs of adjacent priority services, the degree of priority can be put under control conveniently, which allows us to perform a more precise and flexible admission decision.

2) Definition of fairness:

Fairness has always been an enduring topic, the level of fairness is believed to impact the performance of networks [33] and QoE of services [34]. However, it's never a well investigated problem, because the definition of fairness is extremely scenario-dependent. And optimizing fairness is usually opposite to other objectives pursued simultaneously, like the priority requirement. Therefore, a reasonable definition of fairness must be provided in advance.

The traditional concept of fairness borders on that of average and equality. Unfortunately, it's increasingly partial to treat

fairness as equality [13], [25]. Even for homogeneous services, admission can only be considered fair if the respective contributions of each kind are taken into account [27]. Let alone when different services have heterogeneous resource demands, diverse performance focuses and distinct priority levels. Giving a preference to particular services based on their characteristics happens to be fair in the latter case. Evidence can be found in articles [28], [29], where the phenomenon that high priority service deserves lower blocking probability is taken for granted. Both of them use a threshold to control the fairness there. More specifically, [28] sets the threshold to the absolute gap between adjacent dropping probability, while [29] sets the threshold to the ratio of adjacent average acceptance probability.

Inspired from these works, we place the embodiment of fairness on the uniformity of gaps in CSAR between adjacent priority levels after zoomed with their relative weights. In other words, fairness reaches the peak when the admission result produces equal zoomed CSAR gaps instead of the original CSARs. Under this definition, fairness can be improved without sacrificing the degree of priority, and information from all adjacent priority pairs is integrated to make the measurement of fairness more balanced and comprehensive.

C. Mathematical formulations

In this subsection, we elaborate the system model with mathematical symbols to make a more rigorous and explicit expression.

1) scenario description:

In general, the infrastructure owners can act as slice providers to offer virtual networks established on their physical equipments. We take a more generic case where each SP can only rent his own infrastructure to tenants in terms of virtual slices, because they have no rights to schedule resources belonging to other InPs without permission. If several SPs negotiate to interoperate resources for special gains like a wider geographical coverage of services, they can be regarded as one united SP whose resource capacities equal to the sum of each member. Therefore, single SP with multiple slice tenants is adopted when designing the SAC algorithm in this research.

Slice tenants are internet service providers who have no substrate devices, and sell virtual network businesses to their subscribers or users by leasing tailored virtual slice from the SP. One SP can deliver slices to several tenants at the same time with a pre-negotiated service level agreement (SLA), earn from it and pay a penalty if the SLA is violated. Assuming that there are K tenants signed a contact with the SP, and are included in a set $\mathcal{K} = \{1, 2, \dots, K\}$. Each tenant corresponds to one type of service, which consumes multiple kinds of resources, such as CPU, GPU, bandwidth, memory, storage, et al. Supposing there are total N types of resource needed by all tenants under the SP, then the resource demand of tenant k can be formulated with a N dimensional non-negative column vector $\mathbf{r}_k = (r_k^1, r_k^2, \dots, r_k^N)^T$, where each element denotes the certain amount of each resource. For elastic services, the demand vector gives the average resource demands during their lifetime, while for inelastic services, this marks the real

time demands that should be hold all the time until expiration. We use a $N \times K$ matrix $\mathbf{R} = \{\mathbf{r}_1, \mathbf{r}_2, \dots, \mathbf{r}_K\}$ to denote the resource demands of all the tenants, and the total resource capacities possessed by the SP is $\mathbf{c} = (c^1, c^2, \dots, c^N)^T$.

Requests can obtain a priority level that aligns with that of the slice serving them. However, there remains a puzzle. For a part of tenants, requests inside ought to have different priority due to the mobility of service users, i.e., handoff requests should be prior to new requests for the same service type. To solve this problem, a small supplementary is required. We treat tenants that may receive handoff requests as two sub-tenants with the same demand vector but different urgencies, one for new requests and another for handoff requests. The same adjustments are made to the corresponding slices and a higher priority is appointed to the more urgent slice. We slightly abuse the set $\mathcal{K} = \{1, 2, \dots, K\}$ to label the priority level of each tenant and sub-tenant or each slice and sub-slice equivalently. The bigger the number, the higher the priority level is.

The SP establishes a queue for each slice to contain requests proposed by tenants that cannot be served immediately for temporary shortage of resources. Requests inside a queue have the same demand vector and priority level, so the First Come First Serve (FIFO) principle is employed within a queue when resources are sufficient to pull requests from it. Time is divided into slots that fine enough to work as a basic unit to measure the lifetime and holdtime of requests. For a request i , we use T_i^L and T_i^H to record its lifetime and holdtime durations respectively. These two parameters can even differ between requests in the same queue, and only T^L of elastic requests is assumed revealed to the SP by their proposers, at the moment of initiation, the others are invisible. We introduce another symbol T_i^P to indicate the perceived time of request i by the SP, i.e., the time slot at which this request joins the corresponding queue. Then, the renege behavior of subscribers can be characterized when the Inequality (1) is not hold, where t indicates the current time slot sequence. Vector $\mathbf{d}(t) = (d_1(t), d_2(t), \dots, d_K(t))^T$ is used to denote the number of requests depart from each queue because of renege.

$$T_i^P + T_i^H - 1 \leq t \quad (1)$$

We use $\mathcal{O}(t) = \bigcup_{k \in \mathcal{K}} \mathcal{O}_k(t)$ to represent the set of all ongoing requests at time slot t , and $\mathcal{O}_k(t)$ corresponds to those in slice k . While, $\mathbf{l}(t) = (l_1(t), l_2(t), \dots, l_K(t))^T$ is a vector that records the length of all slices at slot t , each element matches a specific queue, reflecting the number of requests waiting for service. The admission decision must take into account the status of queues, i.e., $\mathbf{l}(t)$, and available resources, i.e., $\mathbf{c}^{\text{ava}}(t)$. The symbol \mathbf{r} is multiplexed to define a function $\mathbf{r}(\cdot)$ that takes a request i as input and returns its demand vector if it has not yet been served, or its resources actually allocated when it is an ongoing request. Thus, $\mathbf{c}^{\text{ava}}(t)$ can be computed through Eq. (2).

$$\mathbf{c}^{\text{ava}}(t) = \mathbf{c} - \sum_{i \in \mathcal{O}(t)} \mathbf{r}(i) \quad (2)$$

At the beginning of each slot, some ongoing requests may saturate their lifetime, expire from the system and release the resources they previously occupied. We formulate the condition for these operations briefly as Inequality (3), where T_i^A is the slot at which request i is admitted by the SP. Note that T_i^A must satisfy the Inequality (4), because the renege behavior is considered. Similar to $\mathcal{O}(t)$, we use $\mathcal{E}(t) = \bigcup_{k \in \mathcal{K}} \mathcal{E}_k(t)$ to indicate the set of those requests died out at time slot t . Then, the ongoing set $\mathcal{O}(t)$ and available resources $\mathbf{c}^{\text{ava}}(t)$ should be updated according to Eqs. (5) and (6) respectively. Besides, we stimulate the balk behavior of subscribers by attach a probability to each slice k that decreases with the increase of its queue length, see Eq. (7), $\beta_k \in [0, 1]$ is a slice dependent parameter to show the willingness of subscribers to wait for type- k slice [35]. New requests initiated by users will join the queue with probability $p_k(t)$ rather than entering directly with no hesitation. It's easy to check that when there are no requests wait in queue, new ones will definitely join. But if the queue length is too long, they rarely join, because this usually means an unacceptable waiting time that elevates the risk of violation in Inequality (1), i.e., renege. We use another vector $\mathbf{b}(t) = (b_1(t), b_2(t), \dots, b_K(t))^T$ to count the number of requests lost at time slot t , due to the balk behavior.

$$T_i^A + T_i^L \leq t \quad (3)$$

$$T_i^P \leq T_i^A \leq T_i^P + T_i^H - 1 \quad (4)$$

$$\mathcal{O}(t) = \mathcal{O}(t) \setminus \mathcal{E}(t) \quad (5)$$

$$\mathbf{c}^{\text{ava}}(t) = \mathbf{c}^{\text{ava}}(t) + \sum_{i \in \mathcal{E}(t)} \mathbf{r}(i) \quad (6)$$

$$p_k(t) = e^{-\beta_k \cdot l_k(t)}, \forall k \in \mathcal{K} \quad (7)$$

The expiration of ongoing requests is captured by the SP as soon as they set resources free, while the loss of requests because of renege and balk is reported by tenants to the SP periodically, i.e., each time slot. With these information, the SAC algorithm is responsible for deciding which kind of requests and how many of them should be newly admitted at that exact time slot. We use a vector $\mathbf{a}(t) = (a_1(t), a_2(t), \dots, a_K(t))^T$ to term the admission actions, $a_k(t)$ means that the top $a_k(t)$ requests in type- k queue are to be pulled to service.

Interactions among the SP, slice tenants and service subscribers are shown in Fig. 1. Heterogeneous requests are proposed by subscribers and sent to the corresponding tenants that can serve them. If there are too many requests backed up in the queue, new requests may balk from their slice tenants. Those successfully submitted to the tenants will stay in queues to wait for service until their proposers run out of patience and withdraw them. Resources are allocated to slices according to the number of ongoing requests to promise QoS requirement, and eventually taken back by the SP when requests are finished.

2) formulation of priority requirement:

In our design, the priority level among slices are reflected through the measurement of cumulative service acceptance ratio (CSAR) of each kind of service. It is defined as the quotient of the cumulative number of admitted requests, termed as

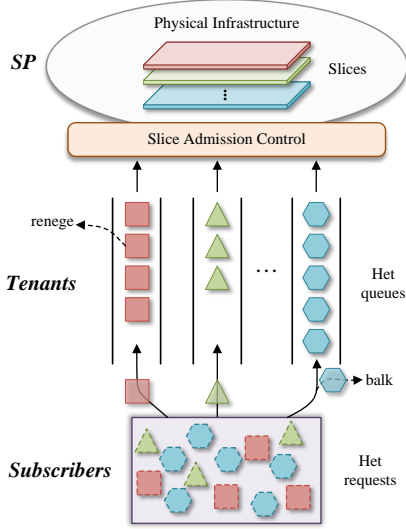


Fig. 1. System architecture

$cum_k^A(t)$, and the cumulative number of confirmed requests, termed as $cum_k^C(t)$. The latter refers to those obtained a definite admission result, including admitted, reneged and bailed. Eq. (8) and Eq. (9) give the corresponding formulations of them. Then, the CSAR of type- k slice at time slot t , termed as $\alpha_k(t)$, can be computed by Eq. (10). We apply this to each slice and form a CSAR vector $\alpha(t) = (\alpha_1(t), \alpha_2(t), \dots, \alpha_K(t))^T$.

$$cum_k^A(t) = \sum_{\tau=1}^t a_k(\tau), \forall k \in \mathcal{K} \quad (8)$$

$$cum_k^C(t) = \sum_{\tau=1}^t a_k(\tau) + d_k(\tau) + b_k(\tau), \forall k \in \mathcal{K} \quad (9)$$

$$\alpha_k(t) = \frac{cum_k^A(t)}{cum_k^C(t)}, \forall k \in \mathcal{K} \quad (10)$$

Without loss of generality, we assume the priority level of each slice is labeled by its index, so the priority requirement is met if the vector $\alpha(t)$ is monotonous non-decrease, i.e., sequential Inequalities (11) holds. We introduce an indicator function $\mathcal{I}(\cdot)$ that takes $\alpha(t)$ as input, outputs 1 if $\alpha(t)$ satisfies the priority requirement, 0 otherwise. Eq. (12) gives a mathematical description of $\mathcal{I}(\cdot)$.

$$\alpha_1(t) \leq \alpha_2(t) \leq \dots \leq \alpha_K(t) \quad (11)$$

$$\mathcal{I}(\alpha(t)) = \begin{cases} 1, & \text{if } \alpha_k(t) \leq \alpha_{k+1}(t), \forall k \in [1, K] \\ 0, & \text{otherwise} \end{cases} \quad (12)$$

The above formulations just give a rough picture about whether the priority is preserved. To evaluate the degree of priority between adjacent levels, gap of CSARs is a good choice, we term it as a column vector $\Delta\alpha(t) = (\Delta\alpha_1(t), \Delta\alpha_2(t), \dots, \Delta\alpha_{K-1}(t))^T$ with $K-1$ dimensions, where $\Delta\alpha_k(t) \triangleq \alpha_{k+1}(t) - \alpha_k(t)$ matches the gap between slice k and slice $k+1$.

Another confusing problem that needs further explanation is when the priority condition is upset, which slice

is indeed responsible for this. We elaborate this with two CSAR vectors $\alpha(t_1) = (0.7, 0.8, 0.9, 0.85)^T$ and $\alpha(t_2) = (0.95, 0.8, 0.9, 0.92)^T$. In slot t_1 , it's the fourth slice that breaks the requirement, if we can lift it to 0.9 or even higher, Inequality (11) holds. Then, does the first slice is the one to blame in slot t_2 for such a high CSAR, the answer is no. Actually, in $\alpha(t_2)$, the breakers are slice 2, slice 3 and slice 4. If we treat slice 1 as the culprit, depression in its CSAR is needed to fix the whole vector, it means some ongoing requests of its type must be dropped immediately to decrease the numerator in Eq. (10), which is a taboo in SLA-guaranteed scenario, and is neither allowed in our SAC algorithm. Therefore, slices that violate the priority requirement refer to those whose CSARs can be promoted to turn the previously unsatisfied Inequality (11) into satisfactions.

3) formulation of fairness:

In a prioritized environment, give more preference on high priority slices is not only more reasonable but also more desirable. However, the degree of this preference should not be stretched indefinitely and deserves to be limited within a certain range, this is why and where we impose the fairness objective.

The relative degrees of priority between adjacent levels are not necessarily consistent with each other, a weight vector $w = (w_1, w_2, \dots, w_{K-1})^T$ is used as a parameter to coordinate the ideal relative size of them, each matches an element in $\Delta\alpha(t)$. It can be tailored according to the actual slices offered by the SP. When the tenant population changes, the SP can flexibly adapt to it by adding, removing or adjusting the corresponding weight values. The peak value of fairness is obtained when vector $\Delta\alpha(t)$ is totally proportional to vector w . On the contrary, the violation of priority requirement is considered to be the most unfair thing.

Therefore, the degree of uniformity of the zoomed CSAR gaps can directly reflect the degree of fairness. This statement conveys the definition of fairness rigorously, but is not intuitive enough, a quantization method is essential for us to judge (with easy effort) which admission result is fairer. We make minor adjustments to Jain's fairness index [36] to let it fit into our scenario. Details are shown in Eq. (13).

$$f_J(\alpha(t)) = \begin{cases} \frac{\left(\sum_{k=1}^{K-1} \frac{\Delta\alpha_k(t)}{w_k}\right)^2}{(K-1) \cdot \sum_{k=1}^{K-1} \left(\frac{\Delta\alpha_k(t)}{w_k}\right)^2}, & \text{if } \mathcal{I}(\alpha(t)) \\ 0, & \text{otherwise} \end{cases} \quad (13)$$

It can be checked that function $f_J(\alpha(t))$ is non-negative, and obtains its maximum value 1 when the vector $\alpha(t)$ is strictly proportional to vector w , reaches the bottom 0 when priority is violated, regardless of the dimension and absolute value of the input. In other words, the output of $f_J(\cdot)$ always lies within the range $[0, 1]$ under any input samples, and the value taken is positively correlated with the degree of fairness, i.e., the properties of original Jain's fairness index is inherited by $f_J(\cdot)$.

4) optimization problem:

The SAC module needs three parts of state information to make an admission decision, the set of ongoing requests $\mathcal{O}(t)$, vector of real time queue length $l(t)$ and the initial CSAR vector $\alpha^1(t)$. The first two are used to determine the

available resource capacities and the total number of accessible requests in queues at time slot t , respectively. The third part is computed as Eq. (14), where vector division is defined as the division of counterpart elements. It stands for the initial CSAR of each slice at the beginning of slot t , where admission decisions have not been made and executed yet, but the behavior of renege and balk had already happened.

$$\alpha^I(t) = \frac{\text{cum}^A(t-1)}{d(t) + b(t) + \text{cum}^C(t-1)} \quad (14)$$

$$\pi : \{\mathcal{O}\} \times \{\mathbf{l}\} \times \{\alpha^I\} \mapsto \mathbb{R}_+^K \quad (15)$$

$$u(t) = \text{Min} \left\{ \frac{\sum_{i \in \mathcal{O}(t)} \mathbf{r}^{(i)}}{\mathbf{c}} \right\} \quad (16)$$

In mathematical terms, slice admission control is an operation, denoted as π , for implementing a mapping from the state tuple to an action vector, illustrated in Eq. (15). During the process, resource constraints should be maintained and some objectives are pursued, i.e., mainly priority requirement and fairness in this work. Utilization of resource, see Eq. (16), is also taken into account to avoid too many idle resources. The final model of our optimization problem is shown in Eq. (17).

$$\text{Maximize}_{\mathbf{a}(t)} \left(\frac{\sum_{\tau=1}^t \mathcal{I}(\alpha(\tau))}{t}, f_J(\alpha(t)), u(t) \right) \quad (17)$$

$$s.t. \quad \mathbf{a}(t) \leftarrow \pi(\mathcal{O}(t), \mathbf{l}(t), \alpha^I(t)) \quad (17a)$$

$$\mathbf{a}(t) \leq \mathbf{l}(t) \quad (17b)$$

$$\mathbf{R} \cdot \mathbf{a}(t) \leq \mathbf{c}^{\text{ava}}(t) \quad (17c)$$

The first objective is the time average of the sum of historical priority requirements, it means we aim for a long term smooth priority performance. Other objectives have received plenty of explanations before, we do not bother anymore. Constraint (17a) indicates that the admission action originates from the current system state, constraint (17b) represents that the number of requests to access cannot exceed the amount accumulated in queues, constraint (17c) implies that the total resource demands of these newly accepted requests should be affordable to the residual resources. Symbol t indicates that this is an online problem with different system states and constraints at different time slots.

IV. ALGORITHM DESIGN

The problem defined in Eq. (17) is obviously non-convex, so it can hardly be solved with the classical mathematical optimization methods. What's more, the online character of this problem allows its constraints to change for different time slots, which further complicating the issue. Therefore, in this section, we elaborate a heuristic based SAC algorithm called PSACCF, it exploits the characteristics of the optimization objectives to push the admission result to approach the optimal solution. The pseudo code of PSACCF is shown in Alg. 1.

It can be inferred from Eq. (13) that the second objective highly relies on the first one, so PSACCF can roughly be divided into two parts, priority amendment and fairness enhancement.

Algorithm 1: PSACCF

Input : 1) Set of ongoing requests $\mathcal{O}(t)$; 2) Length of queues $\mathbf{l}(t)$; 3) Initial CSAR vector $\alpha^I(t)$.

Output: Admission decision $\mathbf{a}(t)$.

- 1 Initiate $\mathbf{a}(t) = 0$, $\alpha(t) = \alpha^I(t)$, count $d(t)$ and $b(t)$;
- 2 Update $\mathbf{l}(t)$, $\mathbf{c}^{\text{ava}}(t)$ and $D\mathbf{R}(t)$;
- 3 Execute **Procedure 1**; /* amend the priority requirement */
- 4 **if** $\mathcal{I}(\alpha(t)) == 1$ **then**
- 5 **while true do**
- 6 Execute **Procedure 2**; /* check the degree of fairness */
- 7 Execute **Procedure 3**; /* calculate target CSARs */
- 8 Update $\mathbf{c}^{\text{idle}}(t)$, $D\mathbf{R}(t)$, construct $\mathcal{P}(t)$;
- 9 Descending sort $\mathcal{P}(t)$ with $RE(t)$;
- 10 Stably descending sort $\mathcal{P}(t)$ with $TD(t)$;
- 11 Execute **Procedure 4**; /* enhance the degree of fairness */
- 12 **if** $\alpha(t)$ remains unchanged after **Procedure 4** **then**
- 13 **break**;
- 14 **return** $\mathbf{a}(t)$;

A. Priority amendment

PSACCF takes the set of ongoing requests $\mathcal{O}(t)$, vector of queue length $\mathbf{l}(t)$ and vector of initial CSAR $\alpha^I(t)$ as inputs. Through checking $\alpha^I(t)$, the queues break the priority requirement can be found if exist, and then be added into set $\mathcal{V}(t)$, the requests belong to the queues inside $\mathcal{V}(t)$ are the primary objects to admit.

To determine the admission order, PSACCF first examines the derivative of CSAR for each queue with respect to its access volume, shown in Eq. (18), the larger the value the higher the amount of priority correction carried by a newly accepted request. However, it's not reasonable to take this value as the final judging criteria, because different services require heterogeneous resource demands, the derivative should be evenly spread over the amount of resource needed, i.e., it's the resource efficiency that matters, we denote it as $RE_k(t)$.

$$\frac{\partial \alpha_k(t)}{\partial a_k(t)} = \frac{1 + \text{cum}_k^A(t)}{1 + \text{cum}_k^C(t)} - \alpha_k(t) = \frac{1 - \alpha_k(t)}{1 + \text{cum}_k^C(t)} \quad (18)$$

$$\mathbf{c}^{\text{idle}}(t) = \mathbf{c}^{\text{ava}}(t) - \mathbf{R} \cdot \mathbf{a}(t) \quad (19)$$

$$D\mathbf{R}_k(t) = \text{argmax}_n \left(\frac{\mathbf{r}_k}{\mathbf{c}^{\text{idle}}(t)} \right) \quad (20)$$

$$RE_k(t) = \frac{\partial \alpha_k(t)}{\partial a_k(t)} / \mathbf{r}_k^{D\mathbf{R}_k(t)} \quad (21)$$

To give $RE_k(t)$ an explicit definition, two auxiliary variables need to be explained in advance. One is the vector of idle resource, termed as $\mathbf{c}^{\text{idle}}(t)$, it indicates the amount of resources left after subtracting those pre-allocated for temporary admission decision $\mathbf{a}(t)$ from total available resources

$c^{\text{ava}}(t)$, see Eq. (19). Another is dominant resource, termed as $DR_k(t)$, it's actually a label that corresponds to the type of the first saturated resource when $c^{\text{idle}}(t)$ is used to accommodate type- k requests only, see Eq. (20). Consequently, the resource efficiency of each kind of service can be formulated as Eq. (21).

Procedure 1: Fix the priority requirement

```

1 while  $\mathcal{I}(\alpha(t)) == 0$  do
2   Construct  $\mathcal{V}(t)$ , descending sort  $\mathcal{V}(t)$  with  $RE(t)$ ;
3   for each  $k \in \mathcal{V}(t)$  do
4     if  $R \cdot (a(t) + e_k) \leq c^{\text{ava}}(t)$  then
5        $a_k(t)++$ ,  $l_k(t)--$ , update  $\alpha_k(t)$ ;
6       break;
7   if  $\alpha(t)$  remains unchanged above then
8     break;
```

Each time $\mathcal{V}(t)$ is updated, members inside will be sorted in descending order with respect to their resource efficiency. Then, whether there is a queue k , of which admitting one request will not violated the resource constraint, is checked. If so, the first request in this queue will be admitted, and its CSAR is updated simultaneously, priority amendment process repeats until there are no such queues or the priority requirement is satisfied. Procedure 1 shows the process of priority amendment.

B. Fairness enhancement

After the process of priority amendment, efforts are going to be made to promote the degree of fairness. Before this, the priority requirement is twice inspected, if the result is still negative, then it means that the available resources are not sufficient to serve extra requests, indicating that optimization for fairness makes no sense. If the priority requirement is achieved when priority amendment is done, fairness enhancement begins.

Procedure 2: Check the degree of fairness

```

1 while  $f_J(\alpha(t)) \geq \varphi$  do
2   for  $k$  in  $\{K, \dots, 1 | l_k(t) > 0\}$  do
3     if  $R \cdot (a(t) + e_k) \leq c^{\text{ava}}(t)$  then
4        $a_k(t)++$ ,  $l_k(t)--$ , update  $\alpha_k(t)$ ;
5       break;
6   if  $\alpha(t)$  remains unchanged above then
7     break;
```

PSACCF sets a threshold $\varphi \in [0, 1]$ to denote the acceptable degree of fairness. It is regarded as fair enough when the result of Eq. (13) exceeds this threshold. During this stage, admission actions can be skewed towards high priority services to further consolidate the priority requirement, see Procedure 2. If the degree of fairness is not as high as desired, optimization follows closely behind.

In our design, the idea for enhancing fairness comes from the characteristic of the original *Jain's* fairness index, which gets its maximum value when each participant equals to the others. Putting it into our model, $f_J(\cdot)$ reaches the peak value when Eq. (22) holds. This principle inspires us to set a target CSAR value, termed as $\alpha_k^{\text{tar}}(t)$, for each queue. Another parameter ϵ is employed to control the actual gap of CSAR between adjacent queues, which allows PSACCF to optimize fairness without sacrifice the priority differences.

$$\frac{\Delta \alpha_i(t)}{w_i} = \frac{\Delta \alpha_j(t)}{w_j}, \quad \forall i \neq j \in [1, K-1] \quad (22)$$

Procedure 3: Calculate target CSAR

```

1 if  $\alpha_K(t) - \alpha_1(t) > \epsilon \cdot \sum_{i=1}^{K-1} w_i$  then
2    $\alpha_k^{\text{tar}}(t) = \alpha_K(t) - \epsilon \cdot \sum_{i=k}^{K-1} w_i, \forall k \in \mathcal{K}$ ;
3 else
4   if  $\alpha_1(t) + \epsilon \cdot \sum_{i=1}^{K-1} w_i \leq 1$  then
5      $\alpha_k^{\text{tar}}(t) = \alpha_1(t) + \epsilon \cdot \sum_{i=1}^{k-1} w_i, \forall k \in \mathcal{K}$ ;
6   else
7      $\alpha_k^{\text{tar}}(t) = \max \left\{ 1 - \epsilon \cdot \sum_{i=k}^{K-1} w_i, 0 \right\}, \forall k \in \mathcal{K}$ ;
```

To get the target CSAR of each queue, the span of actual CSAR between the least prioritized queue and the most prioritized queue is compared with the weighted sum of ϵ , where ϵ is a parameter between $[0, 1]$ to control the gap of CSARs between adjacent priority levels. If the span is bigger, it means $\alpha(t)$ of all these services can be further narrowed, which can be realized by promoting the CSAR of those less preferred queues. Thus, $\alpha_k^{\text{tar}}(t)$ of each service can be computed as Eq. (23) in this circumstance. Otherwise, the span should be extended by raising the CSAR of those preferred queues. While, as CSAR is bounded between 0 and 1, formula for calculating $\alpha^{\text{tar}}(t)$ should be separated into Eq. (24) and Eq. (25) in the latter case, based on whether the sum of $\alpha_1(t)$ and the weighted sum of ϵ is limited to 1. The process of updating $\alpha^{\text{tar}}(t)$ is shown in Procedure 3.

$$\alpha_k^{\text{tar}}(t) = \alpha_K(t) - \epsilon \cdot \sum_{i=k}^{K-1} w_i, \quad \forall k \in \mathcal{K} \quad (23)$$

$$\alpha_k^{\text{tar}}(t) = \alpha_1(t) + \epsilon \cdot \sum_{i=1}^{k-1} w_i, \quad \forall k \in \mathcal{K} \quad (24)$$

$$\alpha_k^{\text{tar}}(t) = \max \left\{ 1 - \epsilon \cdot \sum_{i=k}^{K-1} w_i, 0 \right\}, \quad \forall k \in \mathcal{K} \quad (25)$$

$\alpha^{\text{tar}}(t)$ offers a state for each service, under which the fairness of the system reaches the optimum and the priority differences are also preserved. Therefore, it can act as a criteria to assist PSACCF to carry out subsequent operations. Since resource preemption is forbidden in PSACCF, in other words, ongoing requests will not be forcibly dropped, so it's services whose actual CSARs lower than their target CSAR that should

get preferred by SAC algorithm currently, we record them with a set $\mathcal{P}(t)$.

$$TD_k(t) = \alpha_k^{\text{tar}}(t) - \alpha_k(t) \quad (26)$$

Similar to $\mathcal{V}(t)$, members in $\mathcal{P}(t)$ is firstly arranged in descending order with respect to their resource efficiencies. Then, stably sorted with the distance of their actual CSARs to the target CSARs, termed as $TD(t)$ and computed according to Eq. (26). Subsequently, requests belonging to queues in $\mathcal{P}(t)$ are tested in the arranged order to see if the resource constraints still hold, if so, one more request in the corresponding queue will be extracted to service. It is ensured by the two sorting operation that the admission object at this point must be a request that is a long way from its target CSAR, when several kinds of request have the same TD , it's the one with higher resource efficiency that is selected by PSACCF. Corresponding steps are shown in Procedure 4.

Procedure 4: Enhance the degree of fairness

```

1 for  $k \in \mathcal{P}(t)$  do
2   if  $R \cdot (a(t) + e_k) \leq c^{\text{ava}}(t)$  then
3      $a_k(t)++$ ,  $l_k(t)--$ , update  $\alpha_k(t)$ ;
4   break;
```

Once the admission decision about $\mathcal{P}(t)$ successfully yields a new admitted request, the testing procedure should be interrupted as $\alpha(t)$ has already updated. Therefore, the fairness indicator should be reevaluated and target CSARs should also be recalculated to guide subsequent admission actions. The fairness enhancement process repeats until no more optimizations can be done to $\alpha(t)$.

C. Resource scheduling

An operation that is tightly coupled to admission control is resource allocation. In our scenario, where elastic and inelastic services coexist, requests originate from different categories are treated differently.

Inelastic requests are granted exactly the amount they demand once admitted and remain unchanged during the whole lifetime. It takes more efforts when it comes to elastic requests. Newly admitted elastic requests also receive the requested quantity upon admission but still can be adjusted latter, if there are residual resources left when PSACCF is done, they will be evenly shared by ongoing elastic requests with the highest priority level. On the one hand, this allows for a better utilization of resources, which echoing the third objective. On the other hand, it enables the effect of relocating the current idle resources to future time slots. More specifically, in the next time slot, over provisioned requests can be reallocated with the minimum resources that ensure on time completions, saving more space to accommodate future requests, which looks as if the previous resources were delayed to the subsequent time slot.

V. PERFORMANCE EVALUATION

A. Simulation settings

Two kinds of services are considered during simulation and both can generate handoff requests, so K is set to 4. Each request is assumed to require two types of resources, i.e., $N = 2$. Similar as the normalized resource vector in [18], the first kind of service is elastic with demand vector $(0.035, 0.03)^T$, the second is inelastic with demand vector $(0.016, 0.02)^T$, and the resource capacity is $(2.0, 2.0)^T$. We use Service 1 to Service 4 in the simulation diagram to represent these four services, the first two denote new requests and the last two denote handoff requests, which have higher priorities.

We assume that the different requests have their own arrival rates, which are adjusted by a base arrival rate λ_0 , and the arrival rates of them are factored against λ_0 by [1.2, 1.5, 0.6, 0.75] respectively. Similar approaches are duplicated to the lifetime and holdtime parameters, factors are [0.6, 1.0, 0.3, 0.5] and [1.0, 0.8, 0.3, 0.24]. This setting implies that handoff requests usually have a shorter duration and need to be processed more quickly.

TABLE I
PARAMETER SETTINGS

| symbol | value | symbol | value |
|-------------|---------------------------|----------------|-------------------------|
| K | 4 | N | 2 |
| T_0^L | 20.0 | T_0^H | 10.0 |
| T_1^L | $0.6 \cdot T_0^L$ | T_1^H | $1.0 \cdot T_0^H$ |
| T_2^L | $1.0 \cdot T_0^L$ | T_2^H | $0.8 \cdot T_0^H$ |
| T_3^L | $0.3 \cdot T_0^L$ | T_3^H | $0.3 \cdot T_0^H$ |
| T_4^L | $0.5 \cdot T_0^L$ | T_4^H | $0.24 \cdot T_0^H$ |
| p_0 | 1.0 | β_0 | 0.02 |
| p_k | $(1 + \log(k)) \cdot p_0$ | β_k | $\beta_0 / (1 + k)$ |
| pr | 1.5 | \mathbf{w} | $(1, 1, \dots, 1)^T$ |
| λ_1 | $1.2 \cdot \lambda_0$ | \mathbf{r}_1 | $(0.035, 0.03)^T$ |
| λ_2 | $1.5 \cdot \lambda_0$ | \mathbf{r}_2 | $(0.016, 0.02)^T$ |
| λ_3 | $0.6 \cdot \lambda_0$ | \mathbf{r}_3 | $(0.035, 0.03)^T$ |
| λ_4 | $0.75 \cdot \lambda_0$ | \mathbf{r}_4 | $(0.016, 0.02)^T$ |
| λ_0 | {5, 7, 9, 11, 13, 15} | \mathbf{c} | $(2.0, 2.0)^T$ |
| ϵ | {0.05, 0.10, 0.15} | φ | {0.85, 0.90, 0.95, 1.0} |

The willingness that a request joins its queue increases, i.e., β_k decreases, as priority level rises. So do the service price p_k , i.e., the fees a request needs to pay for each time slot. Certain values are summarized in Tab. I. Notice that failure to complete ongoing requests yields penalty, we represent this by a penalty ratio, termed as pr , which is set to 1.5.

For convenience of simulation, \mathbf{w} is fixed to 1. While, different λ_0 , ϵ and φ are tested to mining potential abilities of PSACCF, values used are also recorded in Tab. I.

B. Self-evaluation

First of all, we fix $\epsilon = 0.1$ and $\varphi = 1.0$, then test the performance of PSACCF with different request arrival rates, results are shown in Fig. 2. The curves in the graph correspond

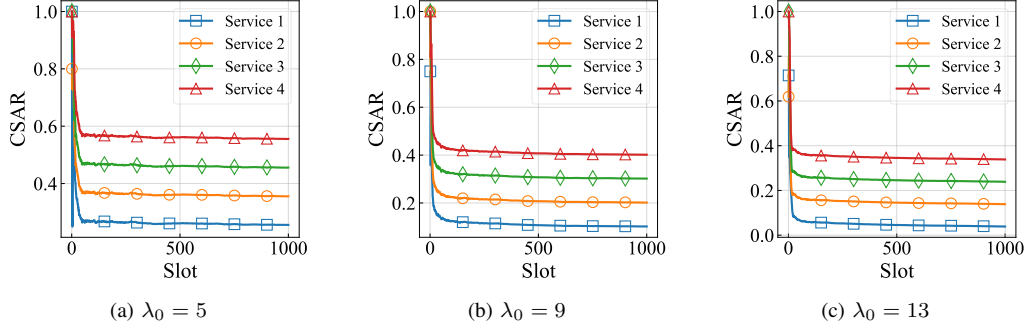


Fig. 2. CSAR of PSACCF under different workload

to the CSAR for each type of service queue and totally 1000 time slots are experienced. It can be concluded from the figure that as the load increases, CSARs of all four services decrease, because balk and renege are more serious. However, curves smooth out quickly regardless of the load, and the gap between them remains essentially constant, which implies the important functions of ϵ and φ .

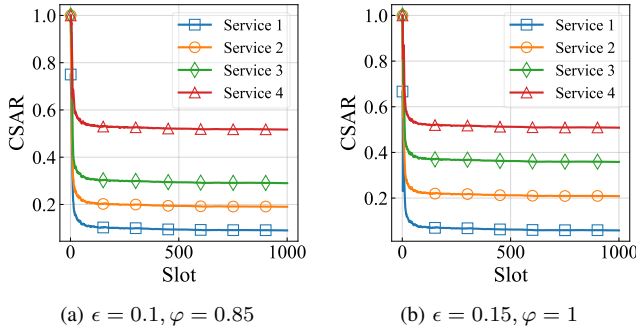


Fig. 3. CSAR of PSACCF when $\lambda_0 = 9$

To show more clearly what ϵ and φ do, additional data are presented in Fig. 3, where λ_0 is fixed to 9, but different combinations of ϵ and φ are tested. Comparing Fig. 3a with Fig. 2b, since the fairness threshold is relaxed, higher priority services will receive more attention when φ is reached, so the gap between fourth and third services is much wider than others. While, in Fig. 3b, the uniformity of curve gaps is similar to that in Fig. 2b, but the size is enlarged due to a higher ϵ . Putting three figures together, CSAR of high priority service can be promoted at the expense of depressing the CSAR of low priority service by raising ϵ or suppressing φ , and vice versa. From the results, it looks as if there are more resources set aside for high priority requests. And what interesting is the amount of resources reserved is no longer immutable, but will automatically adjust itself depending on the arrival rates of requests, which contributes to a better resource utilization.

We enumerate all the combinations of ϵ and φ in Fig. 4, where the profit earned by SP after 1000 time slots is observed. Phenomena here comply with those appeared above. When φ increases, meaning the uniformity of CSAR gaps gets more rigorous, less high priority requests is admitted, leading to

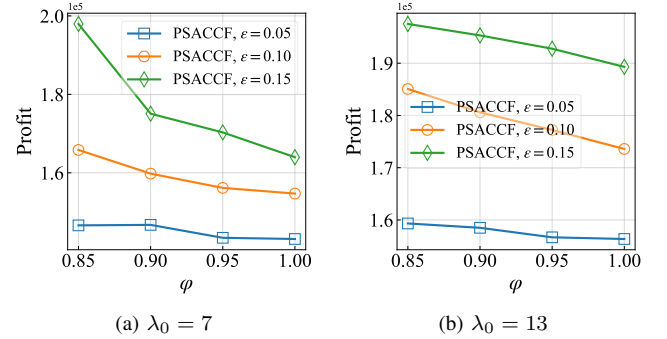


Fig. 4. Profit of PSACCF under different workload

a lower total profits. To the contrary, larger ϵ makes the four CSAR curves looser, which is in favor of high priority requests, and generates more profitable admission decisions when the principle that higher priority affords higher service fees is assumed.

As can be seen from the figures exhibited in this subsection, PSACCF not only have a trustworthy stability when the level of workload varies, but also offers a strong flexibility and adaptability that allow the SP to cope with diverse situations just by simply tuning ϵ and φ .

C. Algorithm Comparison

In this subsection, we compare the performance of PSACCF with two existing admission policies proposed in [34] and [37] on each objective under the same environment. To begin with, brief descriptions about these latter two algorithms are presented.

The admission algorithm in [34] first clusters the received requests by characteristics, and then accepts them according to the priority of the cluster in the principle of higher priority first, the newly accessed requests cannot interfere with the resources of other already in-service requests, we denote it with MHPF in short. While, in [37], higher priority first is still persisted, but a more aggressive resource scheduling scheme is adopted, new requests are permitted to grab resources from ongoing requests as long as the former is more privileged. Since only two priority levels are considered in [37], we slightly expand it to our scenario where multiple levels exist by

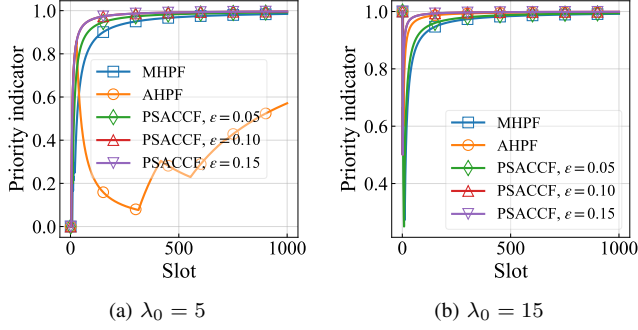


Fig. 5. Priority indicator of three algorithms

setting the preemption order starting with low priority requests, we call it AHPF shortly.

To evaluate the priority objective of three algorithms, we fix the fairness threshold of PSACCF to 1.0 and observe the priority indicator for 1000 slots under different λ_0 , the results are shown in Fig. 5. In each sub-graph, PSACCF is divided into three curves, each with a specific ϵ . At the beginning, the priority indicator is small, because Eq. (10) is sensitive to rational behaviors when the cumulative number of requests accepted is low. Then, curves of PSACCF and MHPF rise sharply in the early stage, during which PSACCF better performs than MHPF especially with a higher ϵ . And eventually this indicator is close to each other for both PSACCF and MHPF.

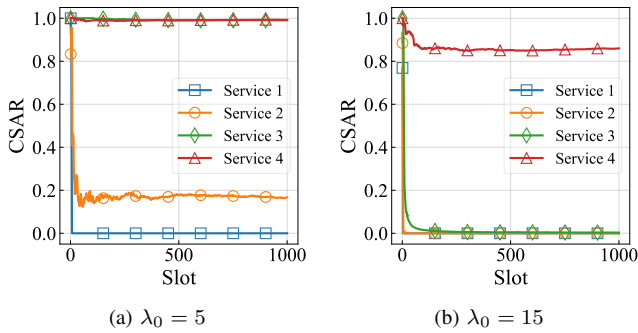


Fig. 6. CSAR of AHPF

When the load is heavier, AHPF shows the similar pattern as others, and outperforms than MHPF and PSACCF with small ϵ , which is in line with intuition and expectation. Nevertheless, when λ_0 takes a small value, the curve of AHPF becomes wired, it neither better than any algorithm nor remains stable. The reason is that when the load is light, resource seizure only occurs in the first two kinds of services to accommodate the last two, and the arrival rate of the fourth is higher than the third, which means more balks will occur correspondingly, resulting in a higher CSAR for the third than the fourth sometimes (see Fig. 6a), thus, degrading the priority indicator. When load gets heavier, preemption continues to spread to a higher level (see Fig. 6b), priority requirements are met again, the indicator also improves with it.

It can be concluded from Fig. 5 and Fig. 6 that both

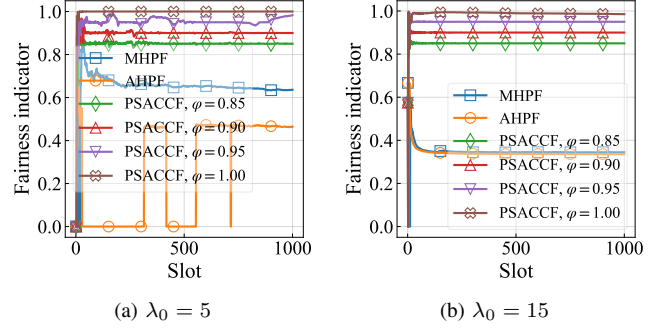


Fig. 7. Fairness indicator of three algorithms

PSACCF and MHPF are able to maintain CSAR differences more consistently over time, and by adjusting ϵ , the priority indicator curve of PSACCF can climb faster. While, the performance of AHPF highly depends on the degree of load, i.e., it behaves extremely unstably in the presence of rational behaviors.

Unlike priority, curves of the fairness indicator shown in Fig. 7 exhibit obvious differences. PSACCF with fixed $\epsilon = 0.15$ but all φ are drawn together with MHPF and AHPF in this graph. The figure shows that neither MHPF nor AHPF is very good at achieving a high level of fairness while maintaining priority, both of them obtain poorer fairness when λ_0 increases because of excessive leaning of resources towards higher priorities, and AHPF even suffers from severe shaking under light loads for the same reason in Fig. 5a. PSACCF appears to be more robust in the face of changing arrival rates, and curves are restricted near the positions of φ with no much ups and downs overall. It can be inferred from this graph that PSACCF is a highly controllable and extremely versatile algorithm due to its sensitivity to endogenous parameters and stability with environmental parameters, the SP can simply pull φ full when pretty fairness is needed, or degrade it to MHPF by suppressing φ to zero when fairness is not cared about at all.

We further examined the resource utilization of admission results in Fig. 8. For the Type-2 resource, all of them achieve almost 100% utilization. In contrast, Type-1 is less utilized, and keeps decreasing as λ_0 increases. The phenomenon can be explained by the priority concern employed by the three algorithms, resource of Type-2 is much dominant than Type-1 in the fourth service, which has the highest priority level in our setting, so naturally the second resource will be exhausted first, leaving idle resource in Type-1. From the previous analysis, it is easy to see that when the base arrival rate increases, more high priority requests are accepted, so the utilization of the first resource decreases accordingly. Fortunately, range of drop is effectively suppressed in PSACCF, which is precisely due to the consideration of fairness. The opportunities of admission are distributed more balanced among requests by PSACCF, so a portion of resources are reserved for Services 1 and 3, where demands for Type-1 exceed those for Type-2. This is why the minimum resource utilization is optimized. What's more, lower curve of PSACCF can move to a certain position

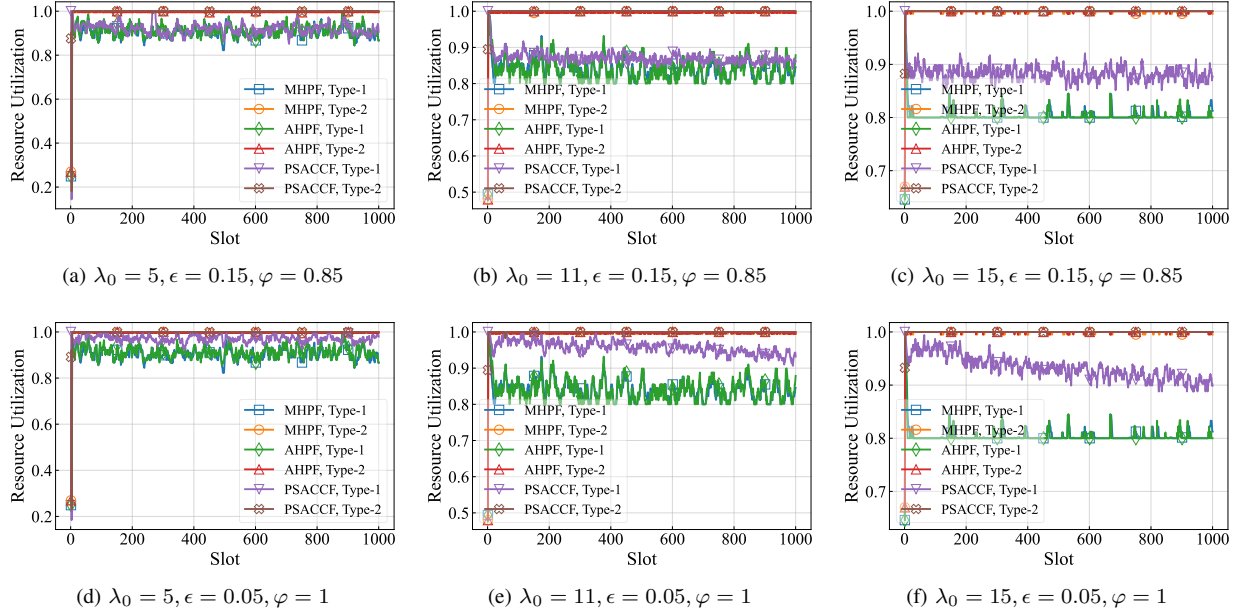


Fig. 8. Resource utilization of three algorithms

after adjusting the two endogenous parameters, i.e., ϵ and φ , which are shown in each column of Fig. 8.

For the sake of data completeness, we also compared the total profit curves of the three algorithms, results are shown in Fig. 9. The best curve belongs to MHPF, followed by AHPF when λ_0 is less than 13. Because there are penalties for SLA violations caused by resource hogging that prevents some less privileged ongoing requests from being completed on time. Therefore, when λ_0 is too high to exist preemptions, profits of AHPF and MHPF can hardly be distinguished. PSACCF, on the other hand, has lost some of its gains due to the pursuit of fairness. If fairness has to be considered, the profit is an unavoidable cost for PSACCF, but if fairness is less important, it is absolutely possible to pursue a higher gain by increasing ϵ and decreasing φ .

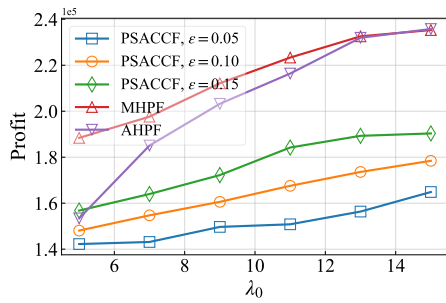


Fig. 9. Profit of three algorithms

Overall, these simulation results provides strong evidences that the algorithm proposed in this paper can ensure good priority requirements for admission control while achieving better fairness. In addition, adjustable parameters give PSACCF great generalization capabilities, allowing it to cope with specific optimization requirements in different scenarios.

VI. CONCLUSION

In this paper, we investigate the slice admission control problem in 5G/B5G networks where different services require heterogeneous resource demands, and rational behaviors of subscribers are considered. The main focus here is to optimize the fairness of admission decisions as much as possible while respecting differences in service priorities.

We began by reinterpreting the concepts of prioritization and fairness in the Slice-as-a-Service paradigm so that they can more accurately describe the business characteristics and requirements in the new scenario and are compatible with each other. Then we proposed a heuristic SAC algorithm called PSACCF based on new definitions to take responsibility for making admission decisions. Simulation results show that PSACCF achieves a comparable priority metric to the comparison algorithms, and obtains a significantly better fairness indicator meanwhile. More noteworthy is PSACCF shows good stability to changes in external parameters, and is gifted in handling various objectives because of the generalizability and adaptability granted by its endogenous parameters.

ACKNOWLEDGMENTS

This research was partially supported by the National Key Research and Development Program of China (2019YFB1802800), PCL Future Greater-Bay Area Network Facilities for Large-scale Experiments and Applications (LZC0019).

REFERENCES

- [1] M. Shafi, A. F. Molisch, P. J. Smith, *et al.*, "5g: A tutorial overview of standards, trials, challenges, deployment, and practice," *IEEE Journal on Selected Areas in Communications*, vol. 35, no. 6, pp. 1201–1221, 2017.
- [2] M. Chahbar, G. Diaz, A. Dandoush, *et al.*, "A comprehensive survey on the e2e 5g network slicing model," *IEEE Transactions on Network and Service Management*, vol. 18, no. 1, pp. 49–62, 2020.

- [3] S. Zhang, "An overview of network slicing for 5g," *IEEE Wireless Communications*, vol. 26, no. 3, pp. 111–117, 2019.
- [4] E. C. Posner, "Traffic policies in cellular radio that minimize blocking of handoff calls," in *Proc. 11th Teletraffic Congress (ITC 11)*, vol. 1, Kyoto, vol. 2, 1985.
- [5] R. Ramjee, D. Towsley, and R. Nagarajan, "On optimal call admission control in cellular networks," *Wireless Networks*, vol. 3, no. 1, pp. 29–41, 1997.
- [6] M. O. Ojijo and O. E. Falowo, "A survey on slice admission control strategies and optimization schemes in 5g network," *IEEE Access*, vol. 8, pp. 14 977–14 990, 2020.
- [7] J. Tang, B. Shim, and T. Q. Quek, "Service multiplexing and revenue maximization in sliced c-ran incorporated with urllc and multicast embb," *IEEE Journal on Selected Areas in Communications*, vol. 37, no. 4, pp. 881–895, 2019.
- [8] X. Li, C. F. Chiasserini, J. Mangues-Bafalluy, *et al.*, "Automated service provisioning and hierarchical sla management in 5g systems," *IEEE Transactions on Network and Service Management*, 2021.
- [9] M. Nourian, A. Kusedghi, and A. Akbari, "A practical resource management prototype for mobile networks," in *2021 26th International Computer Conference, Computer Society of Iran (CSICC)*. IEEE, 2021, pp. 1–6.
- [10] Y. Zhang and Y. Zhang, "Discussion on key technologies of cloud game based on 5g and edge computing," in *2020 IEEE 20th International Conference on Communication Technology (ICCT)*. IEEE, 2020, pp. 524–527.
- [11] Y. Siriwardhana, P. Porambage, M. Liyanage, *et al.*, "A survey on mobile augmented reality with 5g mobile edge computing: Architectures, applications, and technical aspects," *IEEE Communications Surveys & Tutorials*, vol. 23, no. 2, pp. 1160–1192, 2021.
- [12] Y. H. Hwang and S.-K. Noh, "A call admission control scheme for heterogeneous service considering fairness in wireless networks," in *Fourth Annual ACIS International Conference on Computer and Information Science (ICIS'05)*. IEEE, 2005, pp. 688–692.
- [13] W. Ogryczak, H. Luss, M. Pióro, *et al.*, "Fair optimization and networks: A survey," *Journal of Applied Mathematics*, vol. 2014, 2014.
- [14] S. Bakri, B. Brik, and A. Ksentini, "On using reinforcement learning for network slice admission control in 5g: Offline vs. online," *International Journal of Communication Systems*, vol. 34, no. 7, p. e4757, 2021.
- [15] W. F. Villota Jácome, O. M. Caicedo Rendon, and N. L. S. da Fonseca, "Admission control for 5g network slicing based on (deep) reinforcement learning," *TechRxiv preprint <https://doi.org/10.36227/techrxiv.14498190.v1>*, 2021.
- [16] R. Challa, V. V. Zalyubovskiy, S. M. Raza, *et al.*, "Network slice admission model: Tradeoff between monetization and rejections," *IEEE Systems Journal*, vol. 14, no. 1, pp. 657–660, 2019.
- [17] S. Ebrahimi, A. Zakeri, B. Akbari, *et al.*, "Joint resource and admission management for slice-enabled networks," in *NOMS 2020-2020 IEEE/IFIP Network Operations and Management Symposium*. IEEE, 2020, pp. 1–7.
- [18] B. Han, V. Sciancalepore, X. Costa-Perez, *et al.*, "Multiservice-based network slicing orchestration with impatient tenants," *IEEE Transactions on Wireless Communications*, vol. 19, no. 7, pp. 5010–5024, 2020.
- [19] B. Han, A. DeDomenico, G. Dandachi, *et al.*, "Admission and congestion control for 5g network slicing," in *2018 IEEE Conference on Standards for Communications and Networking (CSCN)*. IEEE, 2018, pp. 1–6.
- [20] M. Monemi, M. Rasti, and E. Hossain, "Low-complexity sinr feasibility checking and joint power and admission control in prioritized multitier cellular networks," *IEEE Transactions on Wireless Communications*, vol. 15, no. 3, pp. 2421–2434, 2015.
- [21] P. Caballero, A. Banchs, G. De Veciana, *et al.*, "Network slicing for guaranteed rate services: Admission control and resource allocation games," *IEEE Transactions on Wireless Communications*, vol. 17, no. 10, pp. 6419–6432, 2018.
- [22] P. Caballero, A. Banchs, G. De Veciana, *et al.*, "Network slicing games: Enabling customization in multi-tenant mobile networks," *IEEE/ACM Transactions on Networking*, vol. 27, no. 2, pp. 662–675, 2019.
- [23] A. A. Al-Khatib and A. Khelil, "Priority-and reservation-based slicing for future vehicular networks," in *2020 6th IEEE Conference on Network Softwarization (NetSoft)*. IEEE, 2020, pp. 36–42.
- [24] R.-H. Hwang and C.-F. Chi, "Fairness in qos guaranteed networks," in *IEEE International Conference on Communications, 2003. ICC'03.*, vol. 1. IEEE, 2003, pp. 218–222.
- [25] X. Yang, Y. Wang, I. C. Wong, *et al.*, "Genetic algorithm in resource allocation of ran slicing with qos isolation and fairness," in *2020 IEEE Latin-American Conference on Communications (LATINCOM)*. IEEE, 2020, pp. 1–6.
- [26] M. Dianati, X. Shen, and S. Naik, "A new fairness index for radio resource allocation in wireless networks," in *IEEE Wireless Communications and Networking Conference, 2005*, vol. 2. IEEE, 2005, pp. 712–717.
- [27] P. Caballero, A. Banchs, G. De Veciana, *et al.*, "Multi-tenant radio access network slicing: Statistical multiplexing of spatial loads," *IEEE/ACM Transactions on Networking*, vol. 25, no. 5, pp. 3044–3058, 2017.
- [28] N. Nasser and H. Hassanein, "An optimal and fair call admission control policy for seamless handoff in multimedia wireless networks with qos guarantees," in *IEEE Global Telecommunications Conference, 2004. GLOBECOM'04.*, vol. 6. IEEE, 2004, pp. 3926–3930.
- [29] G. Liu, M. Sheng, X. Wang, *et al.*, "Fairness-based joint call admission control for heterogeneous wireless networks: an smdp approach," *Science China Information Sciences*, vol. 57, no. 8, pp. 1–12, 2014.
- [30] D. M. Chiu and A. S. Tam, "Network fairness for heterogeneous applications," in *Proceedings of ACM SIGCOMM ASIA Workshop*, 2005.
- [31] K. Wang, N. Li, and Z. Jiang, "Queueing system with impatient customers: A review," in *Proceedings of 2010 IEEE International Conference on Service Operations and Logistics, and Informatics*. IEEE, 2010, pp. 82–87.
- [32] Y. Li, Y. Wang, Y. Jin, *et al.*, "Research on wireless resource management and scheduling for 5g network slice," in *2021 International Wireless Communications and Mobile Computing (IWCMC)*. IEEE, 2021, pp. 508–513.
- [33] S. Haryadi and D. R. Aryanti, "The fairness of resource allocation and its impact on the 5g ultra-dense cellular network performance," in *2017 11th International Conference on Telecommunication Systems Services and Applications (TSSA)*. IEEE, 2017, pp. 1–4.
- [34] A. Perveen, R. Abozariba, M. Patwary, *et al.*, "Dynamic traffic forecasting and fuzzy-based optimized admission control in federated 5g-open ran networks," *Neural Computing and Applications*, pp. 1–19, 2021.
- [35] B. Han, V. Sciancalepore, D. Feng, *et al.*, "A utility-driven multi-queue admission control solution for network slicing," in *IEEE INFOCOM 2019-IEEE Conference on Computer Communications*. IEEE, 2019, pp. 55–63.
- [36] R. K. Jain, D.-M. W. Chiu, W. R. Hawe, *et al.*, "A quantitative measure of fairness and discrimination," *Eastern Research Laboratory, Digital Equipment Corporation, Hudson, MA*, 1984.
- [37] A. Kushchazli, A. Ageeva, I. Kochetkova, *et al.*, "Model of radio admission control for urllc and adaptive bit rate embb in 5g network," *CEUR Workshop Proceedings*, pp. 74–84, 2021.