

Constraints on the electron-hole pair creation energy and Fano factor below 150 eV from Compton scattering in a Skipper-CCD

A. M. Botti,^{1,*} S. Uemura,¹ G. Fernandez Moroni,¹ L. Barak,² M. Cababie,^{3,1} R. Essig,⁴ J. Estrada,¹ E. Etzion,² D. Rodrigues,^{3,1} N. Saffold,¹ M. Sofo Haro,^{1,5} J. Tiffenberg,¹ and T. Volansky²

¹*Fermi National Accelerator Laboratory, PO Box 500, Batavia IL, 60510, USA*

²*School of Physics and Astronomy, Tel-Aviv University, Tel-Aviv 69978, Israel*

³*Department of Physics, FCEN, University of Buenos Aires and IFIBA, CONICET, Buenos Aires, Argentina*

⁴*C.N. Yang Institute for Theoretical Physics,*

Stony Brook University, Stony Brook, NY 11794, USA

⁵*Centro Atómico Bariloche, CNEA/CONICET/IB, Bariloche, Argentina.*

Fully-depleted thick silicon Skipper-charge-coupled devices (Skipper-CCDs) have achieved sub-electron read-out noise and are an important technology to probe neutrino and light dark matter interactions. However, the successful search for rare neutrino or dark-matter events requires the signal and all backgrounds to be fully characterized. In particular, a measurement of the electron-hole pair creation energy below 150 eV and the Fano factor are necessary for characterizing the dark matter and neutrino signals. Moreover, photons from background radiation may Compton scatter in the silicon bulk, producing events that can mimic a dark matter or neutrino signal. We present a measurement of the Compton spectrum using a Skipper-CCD and a ²⁴¹Am source. With these data, we measure the electron-hole pair-creation energy to be (3.71 ± 0.08) eV at 130 K in the energy range between 99.3 eV and 150 eV. By measuring the widths of the steps at 99.3 eV and 150 eV in the Compton spectrum, we introduce a novel technique to measure the Fano factor, setting an upper limit of 0.31 at 90% C.L. These results prove the potential of Skipper-CCDs to characterize the Compton spectrum and to measure precisely the Fano factor and electron-hole pair creation energy below 150 eV.

I. COMPTON SCATTERING IN SILICON

Thick fully-depleted Charge-Coupled Devices (CCD) [1, 2] built with high-resistivity silicon have become one of the most promising technologies to search for dark matter and neutrino-nucleus scattering [3, 4]. By fully characterizing the background at the relevant energy range [5], the DAMIC experiment used CCDs to set world-leading constraints on dark matter with masses near the GeV scale [6], while the CONNIE experiment, based on the same technology, has set the strongest constraints on coherent neutrino-nucleus scattering at nuclear reactors in the energy range between 1 and 10 MeV [7].

The recently developed Skipper-CCDs has allowed further progress, significantly extending dark-matter detection capabilities to sub-GeV masses. These state-of-the-art CCDs enable multiple non-destructive readouts of each pixel, thereby significantly reducing the read-out noise by more than an order of magnitude, resulting in single-electron sensitivity [8–10]. Several ongoing and upcoming experiments utilize Skipper-CCDs [11–14] with SENSEI already producing world-leading limits on dark matter in the eV-to-keV and MeV-to-GeV mass ranges [11, 15, 16].

The improved sensitivity to low-energy dark matter and neutrino interactions must be accompanied by a better understanding of low-energy backgrounds. Comp-

ton scattering constitutes an important potential background, as it can cause a high-energy photon to deposit a small fraction of its energy in the silicon bulk, thereby mimicking a dark matter or neutrino signals. Characterizing the Compton scattering spectrum at low energy is therefore of utmost importance for reducing backgrounds and identifying electron recoils due to interactions with light dark matter particles or neutrinos.

For free electrons, the Klein-Nishina formula [17] describes the differential cross-section for photon scattering as a function of the energy of the incident radiation and the scattering angle. The maximal energy deposited in the interaction, known as the Compton edge, is obtained for backward scattering.

For bound electrons, the discrete energy levels must be taken into account and the cross-section is described by the relativistic impulse approximation [18–20], which results in jumps in the interaction probabilities. Theoretically, as the energy transfer increases past each step, the number of electrons available for the scattering increases, which translates to an increase in the interaction rate proportional to the number of electrons added at each shell. A summary of the silicon atomic shells is given in Table I.

The Compton spectrum above 50 eV was previously measured using traditional CCDs [21]; however, the uncertainties in the energy estimation were dominated by the detector readout noise. Skipper-CCDs allows one to significantly reduce this noise down to the quantum limit in which the measured spectrum is dominated by the Fano noise [22] associated with the fluctuations around

* abotti@fnal.gov

Shell	$n \ell$	Energy (eV)	Electrons
K	1 0	1839	2
L ₁	2 0	150	2
L _{2,3}	2 1	99.3	6
Valence	3 -	1.12	4

TABLE I. Silicon atomic shells. As the energy transfer increases, an increase in the interaction rate proportional to the number of additional electrons that can be ionized is expected. The valence shell, corresponding to the smallest binding energy, is not discussed in this work.

the average number of ionized electrons; these fluctuations smear the theoretically sharp Compton steps. With Skipper-CCDs, it is possible not only to measure the Compton spectrum with unprecedented precision but also to obtain measurements of the electron-hole pair creation energy and the Fano factor (defined as the ratio of the variance to the mean ionization). Both of these quantities need to be known in order to fully characterize a dark matter or neutrino signal. The Skipper-CCD potential to characterize the Fano noise was already demonstrated in previous work, in which the most precise measurement at about 5.9 keV was achieved using a ^{55}Fe source [22].

Characterizing the Compton spectrum, electron-hole pair creation energy, and Fano factor is one of the main challenges in understanding the background for measurements at energies below 100 eV, and modeling interactions between new particles and silicon electrons or nuclei [23]. Below, we present a first measurement of the Compton spectrum using a Skipper-CCD operated with sub-electron resolution and irradiated with a ^{241}Am radioactive source.

II. MEASURING γ -RAYS WITH A SKIPPER-CCD

A picture of the experimental setup used in this work is presented in Fig. 1. We utilized a science grade Skipper-CCD [11] developed by the Microsystems Laboratory at LBNL and fabricated at Teledyne DALSA Semiconductor. The CCD is built with 1.9 g of high-resistivity silicon (about 20 k Ω -cm) divided in four quadrants, each with 3072 \times 512 pixels of volume 15 $\mu\text{m} \times 15\mu\text{m} \times 675\mu\text{m}$. The CCD was placed in a copper box and deployed at Fermilab's Silicon Detector Facility (SiDet) in an aluminum vacuum vessel to shield it from environmental radiation and provide thermal isolation. On top of the vessel, a ^{241}Am radioactive source, with an emission peak at 59.5 keV [24],¹ was installed with extra aluminum and




FIG. 1. Laboratory setup for measuring the Compton spectrum using a ^{241}Am radioactive source. A Skipper-CCD with 1.9 g of active mass is deployed in a copper box and installed inside an aluminum vessel for shielding. The vessel is connected to a vacuum pump, a cryocooler, and a temperature controller to operate the CCD at 130 K. The readout electronics consists of a low-threshold acquisition board specifically designed to operate these devices.

copper shielding to control the rate of γ -rays reaching the CCD. Using a cryocooler and a temperature controller, the CCD was operated at 130 K. The readout electronics consisted of a low-threshold acquisition board configured to sample the charge in each pixel 200 times, resulting in a readout noise of about 0.22 electrons per pixel; a full description of the electronics is available in [25].

To enhance the acquisition speed, we only sampled the part of the CCD closer to the radioactive source where the highest density of γ -ray hits was found; this corresponds to the first 1575 columns in each direction, as measured from the center of the CCD. Furthermore, we group the CCD pixels by bins of 10 in the direction perpendicular to the serial register (“SR”), which is the CCD readout structure. This technique allowed us to reduce the acquisition time by a factor of ten while conserving the full spatial resolution in the direction parallel to the SR, which, as will be explained in Sec. III, eases the differentiation between γ -ray events and background. A total of 3200 images were acquired, each with a readout time of about 17 minutes. The γ -ray images contained a higher rate of single-electron events, about $4 \times 10^{-2} \text{ e}^-/\text{pix}/\text{day}$, with respect to previous measurements at the surface [26]. This is expected due to the high-energy events producing a halo of single-electron events around the γ -ray hit [11, 27]. In addition, the CCD was operated in a continuous readout mode, and the clocks were optimized to maximize the charge transport efficiency needed to move thousands of electrons from pixel to pixel; this leads to a higher rate of single-electron events as reported in [28].

¹ We note that even though the ^{241}Am also emits γ -rays with significant probability at energies below 26.3 keV, they are strongly

attenuated by the shield. The flux of photons from the ^{241}Am source can be considered monoenergetic for all practical purposes of this analysis

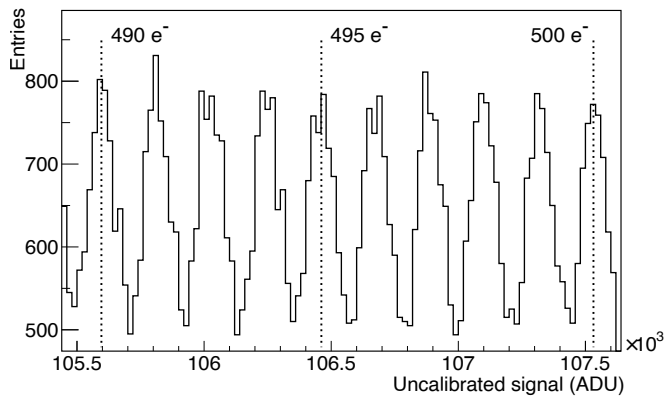


FIG. 2. Uncalibrated signal level by means of analog-to-digital converter units (ADUs) for collected charges between 490 and 500 electrons in one pixel. Each peak corresponds to a specific number of electrons and can be distinguished due to the sub-electron readout noise achieved with Skipper-CCDs.

III. DATA SELECTION AND SPECTRUM RECONSTRUCTION

Due to the Skipper-CCD sub-electron resolution, the signal level in each pixel is easily converted to a number of electrons by reading off the peak number of the measured charge spectrum. In Fig. 2, we show the uncalibrated spectrum in the 490 to 500 electron range; the correspondence between signal level and a number of electrons can be directly inferred. For the data used in this paper, we find an uncertainty of 0.22 electrons in this conversion. A full description of the Skipper-CCD calibration for higher-energy interactions is presented in [22].

Once calibrated, a clustering algorithm is used for each image to reconstruct events produced by particle interactions. The algorithm searches for pixels with a charge above 0.6 electrons and groups together all neighboring pixels that match this condition as one event. We then applied quality cuts based on the pixel cluster geometry to separate the γ -ray clusters from the background. Since every 10 individual pixels are binned into a “super-pixel” during readout, the probability of having accidental coincidences between uncorrelated background electrons increases. This results in extended clusters of several 1- or 2-electron super-pixels, with a charge density significantly lower than that of γ -rays. The first quality cut is aimed at removing this background by rejecting all clusters in which the average charge per super-pixel is lower than five electrons. The second quality cut also constraints on the spatial distribution of the cluster charge. Upon an interaction in the silicon bulk, charges drift toward the surface of the CCD, spreading across several pixels. The resulting cluster geometry around the point of interaction, which is assumed to be at the pixel with maximal charge, is dictated by a normal distribution. The variance depends on how far from the surface the interaction took place except for events with a small overall charge, where the quantization noise dominates the vari-

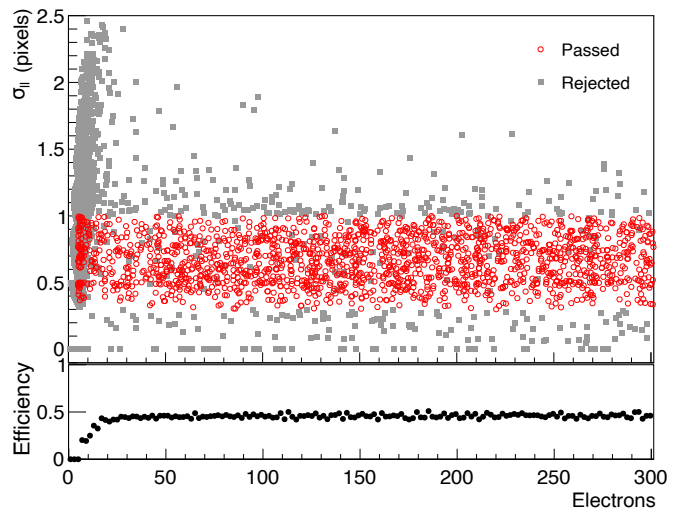


FIG. 3. (Top) standard deviation of the cluster charge in the unbinned direction as a function of the cluster charge. Events rejected by the quality cuts (gray squares) correspond mostly to serial register hits, and events that pass the quality cuts (red circles) correspond mostly to interactions in the silicon bulk. (Bottom) Event reconstruction and selection efficiency as a function of the number of electrons. The efficiency is estimated with a Monte Carlo.

ance. Conversely, when an interaction takes place in the inactive silicon around the SR [26], the charges produced in the undepleted silicon may diffuse into the collection region of the SR pixels. These events tend to present a distinct geometry from those produced in the bulk, as these are spread with a larger variance in only one direction. Below twenty electrons, the SR and bulk events are statistically indistinguishable partly since the geometry in the binning direction does not contribute to the discrimination. We set an uppercut in the standard deviation of the binned direction, perpendicular to the SR, of 0.5 pixels to remove merged clusters. Furthermore, we only select events with a standard deviation in the direction parallel to the SR ($\sigma_{||}$), where the full spatial information was preserved, between 0.3 and 1.0 pixel.

In the top panel of Fig. 3, we present $\sigma_{||}$ as a function of the number of electrons for events that were rejected by the quality cuts (gray squares) and those that passed (red circles). Events produced in the bulk have a reconstructed variance that does not depend on the number of electrons except when this number is rather small (about 20 electrons). In contrast, the reconstructed variances of the SR hits do depend on the cluster charge and can be identified in Fig. 3 as those with charge below 50 electrons and high $\sigma_{||}$. As mentioned above, it is visible that the SR events with less than 20 electrons are indistinguishable from those produced in the silicon bulk.

The above selection criteria significantly reject background events without introducing any biases down to 20 electrons, as we illustrate in the bottom panel of Fig. 3. To verify that our quality cuts are not distorting the Compton spectrum, we use a Monte Carlo simulation

based on a diffusion model [29, 30] that describes how the electrons produced in the silicon bulk propagate towards the CCD surface. If a γ -ray interacts close to the CCD surface, electrons will not spread much, resulting in small clusters, while an interaction occurring in the back will typically result in bigger clusters. In this sense, the variance cuts described above indirectly select events that are produced in a certain region of the bulk. However, at low energy, the maximal spread may strongly depend on the number of electrons collected regardless of where the interaction occurs. Therefore, the selection efficiency will depend on the interaction energy and may lead to a distortion in the measured spectrum. We verified that this is not the case for events with more than 20 electrons using simulations: for a given number of electrons, we injected simulated diffused clusters in real images and computed the probability of successfully reconstructing them after applying the quality cuts. This allowed us to obtain the selection efficiency as a function of the number of electrons for the different images. A low occupancy in the image translates to a smaller probability of having clusters piling up or merging with each other, resulting in higher efficiency, as is the case for the images without the γ -ray events. Conversely, a higher occupancy, as we have in the γ -ray images, results in lower efficiency.

IV. RESULTS AND DISCUSSION

For illustration, the full charge spectrum of the γ -ray images after calibration and data selection is presented in Fig. 4. The steps that stem from the atomic structure are visible at the lower end of the spectrum. The first step at 1839 eV (about 490 electrons) corresponds to the K-shell, where two target electrons are lost; this gives a drop in the rate of Compton-scattered events of $12/14 = 0.86$. The first L-shell at 150 eV also corresponds to a loss of two target electrons, giving a drop of $10/12 = 0.83$. After the second and third L-shell at 99.3 eV, six additional target electrons are lost, which gives an expected drop of $4/10 = 0.4$. The above-estimated drops in the rates assume a simplified model, in which each step is described by a Heaviside step function positioned at the specific shell energy. However, detector and statistical effects such as the readout and Fano noise introduce a Gaussian uncertainty in the energy measurements, which is expected to distort the shape of the spectrum. As a result, each step can be modeled as the convolution of a Heaviside step function with a Gaussian distribution that describes the effective energy resolution and includes intrinsic charge-generation fluctuations (Fano factor) and detector effects (readout noise and dark current):

$$\begin{aligned} A\Theta(\bar{x}) * G(\bar{x}) + K &= A \int_{\tau}^{\infty} G(\bar{x} - \tau) d\tau + K \\ &= \frac{A}{2} \left(\text{Erfc} \left(\frac{\mu - \bar{x}}{\sqrt{2}\sigma} \right) \right) + K. \end{aligned} \quad (1)$$

Here, $\Theta(\bar{x})$ and $G(\bar{x})$ are a Heaviside step and Gaussian functions respectively, A is the increase in the number of events after the step, K is the number of events at the lower part of the step, μ is the position of the step, and $\bar{x} = x - b$ is the measured charge (x) minus a reconstruction bias (b), which is produced by the merging of single electrons into the clusters. We determined this bias using simulated events on real images and obtained $b = 1.8$ electrons at the first step and $b = 1.9$ electrons at the second. $\sigma = \sqrt{\sigma_{RO}^2 + \sigma_{sys}^2 + Fx}$ is the energy resolution that includes contributions from the readout noise (σ_{RO}), Fano fluctuations (Fx), and a systematic uncertainty (σ_{sys}) produced by fluctuations in the energy estimate introduced by the high rate of single-electron events. While a model such as the relativistic impulse approximation mentioned in Sec. I is a better description of the physics than the Heaviside step, to first order any correction can be treated as additional contributions to the energy resolution. The assumption of a Heaviside step leads to a conservative constraint on the energy resolution.

In Fig. 5, we show the measured Compton spectrum (black data points) from 20 to 60 electrons. The steps corresponding to the L-shells (99.3 eV and 150 eV) are observed at about 29 and 42 electrons. Below 18 electrons, the data is background dominated, mainly due to the contribution of the SR events, as explained in Sec. 2. The dashed red line shows the fitted convolution of the Heaviside step function with a Gaussian distribution. For the fit, we assume that the electron-hole pair conversion energy and Fano factor remain constant throughout the whole fitted range. Under the conservative assumption that the Fano noise is the sole contribution to the width of the steps, we obtain an upper limit on the Fano factor. We use a toy Monte Carlo to test the robustness of the model and the statistical errors on the fit results, fluctuating the fit result with a Poisson distribution with the mean corresponding to the number of events in the energy bin and refitting the simulated data with the Heaviside-Gaussian model. We also used this tool to verify that there is no systematic uncertainty associated with the fit method and the selection of the fitting range.

By fitting the position of the steps, μ , we obtain an electron-hole pair creation energy of $\varepsilon_{eh} = (3.71 \pm 0.08)$ eV. This result is similar to the one previously obtained using Skipper-CCDs at 5.9 keV and 123 K [22], where a pair creation energy of (3.749 ± 0.001) eV was reported. Even though these values depend on the interaction energy and lattice temperature and cannot be compared directly, they seem within the expectation of extrapolating to lower energy and are also consistent with other measurements performed using silicon-based technologies and semi-empirical models [23, 31, 32].

A precise estimate of the Fano factor, F , using the Heaviside-Gaussian model is hampered by the limited available statistics. Furthermore, the toy Monte Carlo model suggests that the Fano factor is the only fit parameter that does not follow a normal distribution, which

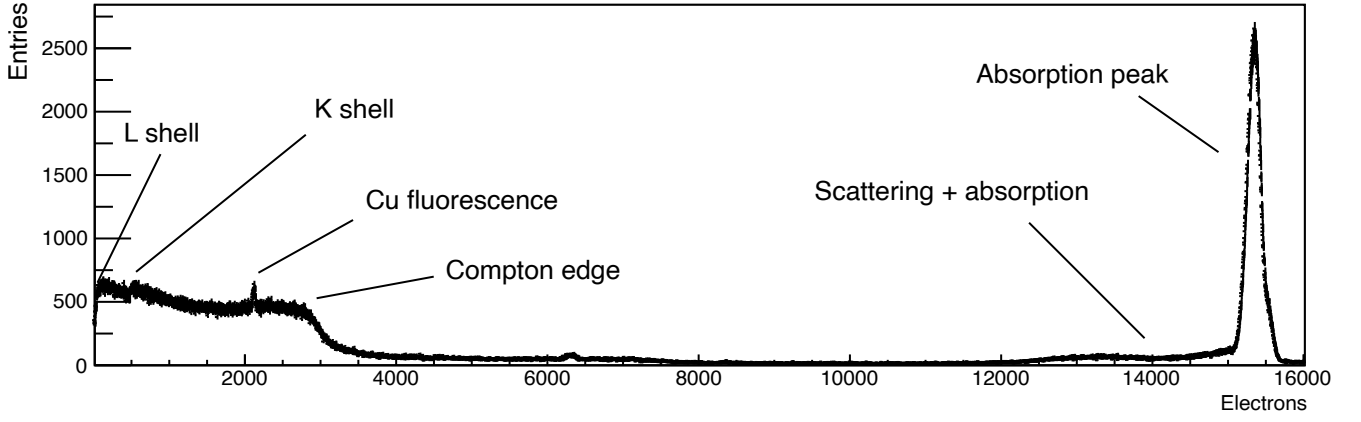


FIG. 4. Compton spectrum of 59.54 keV γ -rays in silicon measured with a Skipper-CCD. The photo-absorption peak at about 15,000 electrons is observed, along with steps matching the atomic-shell energies of silicon. The Compton edge is observed at about 3000 electrons along with the photo-absorption peak shoulder at about 13,000 electrons corresponding to photons that first lost energy through Compton-scattering and were later absorbed. On the right of the absorption peak a knee is obtained, which is produced by the difference in gain between quadrants. This is expected since we only calibrated the signals up to 500 electrons. One of the copper fluorescence peaks is observed at 2,100 electrons, which is produced by γ -rays exciting the copper tray in which the CCD is deployed. Finally, between 3,500 and 8,000 electrons a small number of events that result from the pile-up of two or more γ -ray events was identified.

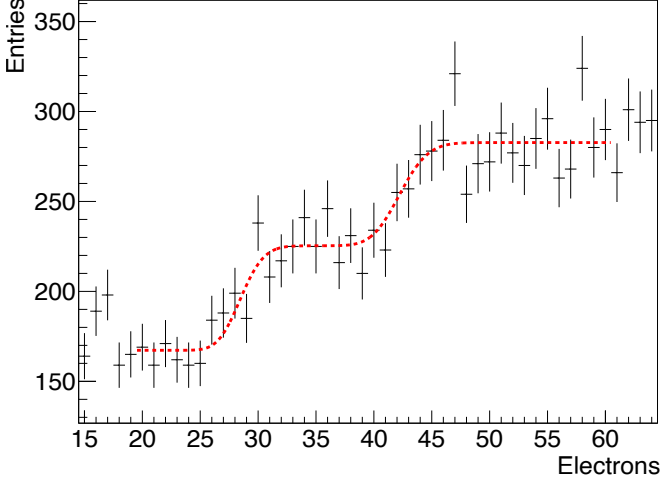


FIG. 5. Measured Compton steps at the L-shell energies. The red line corresponds to the fit of a phenomenological model, which consists of the convolution of Heaviside functions with Gaussian distributions whose widths correspond to the energy resolution as illustrated in 1

makes it challenging to estimate a confidence interval. Nevertheless, if we assume that the energy resolution is solely due to Fano fluctuations, we can set an upper limit on the Fano factor of 0.31 with a 90% C.L.: 90% of toy datasets generated with this value have fitted values larger than the value fitted from the data. This result is also consistent with previous measurements using Skipper-CCDs, where the Fano factor obtained was 0.119 ± 0.002 at 5.9 keV and 123 K [22].

We define the step size to be the ratio between the lower and the upper part of the step; this is $\frac{K}{K+A}$, where K and A are extracted from Eq. (1). For the first step at 150 eV (about 40 electrons) we obtain a drop of $0.80 \pm$

0.02 , compatible with the expectation of 0.83. For the second step at 99.3 eV (about 25 electrons), we find a decrease in the number of events of 0.74 ± 0.03 , which is statistically inconsistent with the expected value of 0.4.

In this data set, we found a high rate of single-electron events, $4 \times 10^{-2} \text{ e}^-/\text{pix}/\text{day}$. These electrons are not uniformly distributed along the CCD, and we do not fully characterize their contribution to the energy resolution. The reconstruction bias introduced by single-electron events that are coincident with the γ -ray clusters is determined using a simulation and included in the fit model.

A full study of the discrepancy in the step size at 99.3 eV is still in progress and will be the focus of a follow-up publication. However, a simulation shows that injecting a density of single-electron events, similar to that in the γ -ray images, to images with only serial register hits results in a wider charge spectrum due to the merging of clusters. This offers a possible explanation for the measured shallower step: an excess of events in the 20 to 30 electron region can explain the discrepancy between the data and the expectation.

To obtain a precision measurement it is of the utmost importance to reduce the density of single-electron events in the images, which in addition to the effects above also contributes to fluctuations in the reconstructed energy of the clusters. This understanding is one of the main reasons to improve the data quality in future work. In particular, we will aim at reducing the image occupancy to control the number of electrons in the halo of high-energy events [30] and will further optimize the clock voltages to reduce the spurious charge [28]. Furthermore, we intend to increase the size of the data set, and thus reduce the statistical uncertainty.

V. SUMMARY AND OUTLOOK

In this work, we presented a measurement of the Compton spectrum for 59.54 keV γ -rays interacting in silicon using a science-grade Skipper-CCD operated at 130 K. The low-energy spectral steps corresponding to the atomic energy shells were observed, and in particular, the two steps matching the L-shells at energies of 99.3 eV and 150 eV were distinguished. We provided a phenomenological model that describes the resulting spectrum using a convolution of a Heaviside step function with a Gaussian distribution, which allowed us to study the impact of the detector's energy resolution on the shape of the Compton steps. Results after fitting this model to the measured spectrum are presented in Table II, in tandem with reference values from theoretical expectations and previous work with Skipper-CCDs at 5.9 keV [22].

Parameter	Result	Reference
ε_{eh} (eV)	3.71 ± 0.08	3.75 [22]
F	< 0.31 (90% c.l.)	0.12 [22]
150 eV Step	0.80 ± 0.02	0.83
99.3 eV Step	0.74 ± 0.03	0.40

TABLE II. Electron-hole pair creation energy (ε_{eh}), Fano factor (F), and size of the steps obtained after fitting the Compton spectrum between 70 and 200 eV with the convolution of a Heaviside step function with a Gaussian distribution. Previous results with Skipper-CCD [22] and theoretical expectations are shown for comparison.

We used this measurement to set novel constraints on the electron-hole pair creation energy (ε_{eh}) and Fano factor (F) at the energies of the silicon atomic L-shells: 99.3 eV and 150 eV. Our results are consistent with previous work using the same technology but measured at higher energy and different operating temperature. Theoretical expectations and other measurements with silicon-based technologies are also consistent with our re-

sults [23, 31, 32]. Finally, the size of the step corresponding to the second and third L-shells (99.3 eV) is not consistent with the simple theoretical expectation that only considers the change in the number of available electronic targets on which photons may scatter. A detailed study to understand the nature of this discrepancy is planned for future work. A plausible hypothesis of this discrepancy is the high rate of single-electron events that contributes to the measured cluster energy. Controlling the rate of single electrons by reducing the image occupancy and optimizing the CCD operation [28, 33] are the next steps towards a precision measurement of the electron-hole pair creation energy and Fano factor below 150 eV using Compton scattering in Skipper-CCDs.

ACKNOWLEDGMENTS

This work was supported by Fermilab under DOE Contract No. DE-AC02-07CH11359. The CCD development work was supported in part by the Director, Office of Science, of the DOE under No. DE-AC02-05CH11231. We are grateful for the support of the Heising-Simons Foundation under Grant No. 79921. R.E. acknowledges support from the Simons Investigator in Physics Award 623940 and the US-Israel Binational Science Foundation Grant No. 2020220. TV is supported, in part, by the Israel Science Foundation (grant No. 1862/21), by the Binational Science Foundation (grant No. 2020220) and by the European Research Council (ERC) under the EU Horizon 2020 Programme (ERC-CoG-2015 - Proposal n. 682676 LDMThExp). This manuscript has been authored by Fermi Research Alliance, LLC under Contract No. DE-AC02-07CH11359 with the U.S. Department of Energy, Office of Science, Office of High Energy Physics. The United States Government retains and the publisher, by accepting the article for publication, acknowledges that the United States Government retains a non-exclusive, paid-up, irrevocable, world-wide license to publish or reproduce the published form of this manuscript, or allow others to do so, for United States Government purposes.

-
- [1] G. E. Smith, Nobel lecture: The invention and early history of the ccd, *Rev. Mod. Phys.* **82**, 2307 (2010).
 - [2] S. E. Holland, D. E. Groom, N. P. Palaio, R. J. Stover, and M. Wei, Fully depleted, back-illuminated charge-coupled devices fabricated on high-resistivity silicon, *IEEE Transactions on Electron Devices* **50**, 225 (2003).
 - [3] A. Aguilar-Arevalo *et al.* (DAMIC), Constraints on Light Dark Matter Particles Interacting with Electrons from DAMIC at SNOLAB, *Phys. Rev. Lett.* **123**, 181802 (2019), arXiv:1907.12628 [astro-ph.CO].
 - [4] A. Aguilar-Arevalo, X. Bertou, C. Bonifazi, G. Cancelo, A. Castañeda, B. Cervantes Vergara, C. Chavez, J. C. D'Olive, J. C. Dos Anjos, J. Estrada, A. R. Fernandes Neto, G. Fernandez Moroni, A. Foguel, R. Ford, J. Gonzalez Cuevas, P. Hernández, S. Hernandez, F. Izraelvitch, A. R. Kavner, B. Kilminster, K. Kuk, H. P. Lima, M. Makler, J. Molina, P. Mota, I. Nasteva, E. E. Paolini, C. Romero, Y. Sarkis, M. Sofo Haro, I. M. S. Souza, J. Tiffenberg, S. Wagner, and Connie Collaboration (CONNIE Collaboration), Exploring low-energy neutrino physics with the coherent neutrino nucleus interaction experiment, *Phys. Rev. D* **100**, 092005 (2019).
 - [5] A. Aguilar-Arevalo, D. Amidei, I. Arnquist, D. Baxter, G. Cancelo, B. A. C. Vergara, A. E. Chavarria, N. Corso, E. Darragh-Ford, M. L. D. Vacri, J. C. D'Olive, J. Estrada, F. Favela-Perez, R. Gaïor, Y. Guardincerri, T. W. Hossbach, B. Kilminster, I. Lawson, S. J. Lee, A. Letessier-Selvón, A. Matalon, P. Mitra, A. Piers,

- P. Privitera, K. Ramanathan, J. D. Rocha, M. Settimo, R. Smida, R. Thomas, J. Tiffenberg, D. T. Machado, M. Traina, R. Vilar, and A. L. Virto, Characterization of the background spectrum in damic at snolab (2021), arXiv:2110.13133 [hep-ex].
- [6] A. Aguilar-Arevalo, D. Amidei, D. Baxter, G. Canceledo, B. A. C. Vergara, A. E. Chavarria, J. C. D’Olivo, J. Estrada, F. Favela-Perez, R. Gaior, Y. Guardincerri, E. W. Hoppe, T. W. Hossbach, B. Kilminster, I. Lawson, S. J. Lee, A. Letessier-Selvon, A. Matalon, P. Mitra, C. T. Overman, A. Piers, P. Privitera, K. Ramanathan, J. Da Rocha, Y. Sarkis, M. Settimo, R. Smida, R. Thomas, J. Tiffenberg, M. Traina, R. Vilar, and A. L. Virto, Results on Low-Mass Weakly Interacting Massive Particles from an 11 kg-day Target Exposure of DAMIC at SNOLAB, Physical Review Letters **125**, 241803 (2020), arXiv: 2007.15622.
- [7] CONNIE Collaboration, A. Aguilar-Arevalo, X. Bertou, C. Bonifazi, G. Canceledo, B. A. Cervantes-Vergara, C. Chavez, J. C. D’Olivo, J. C. Dos Anjos, J. Estrada, A. R. Fernandes Neto, G. Fernandez-Moroni, A. Foguel, R. Ford, F. Izraelvitch, B. Kilminster, H. P. Lima, M. Makler, J. Molina, P. Mota, I. Nasteva, E. Paolini, C. Romero, Y. Sarkis, M. S. Haro, J. Tiffenberg, and C. Torres, Search for light mediators in the low-energy data of the CONNIE reactor neutrino experiment, Journal of High Energy Physics **2020**, 54 (2020), arXiv:1910.04951 [hep-ex].
- [8] J. R. Janesick, T. S. Elliott, A. Dingiziam, R. A. Bredthauer, C. E. Chandler, J. A. Westphal, and J. E. Gunn, New advancements in charge-coupled device technology: subelectron noise and 4096 x 4096 pixel CCDs, in *Charge-Coupled Devices and Solid State Optical Sensors*, Vol. 1242, edited by M. M. Blouke, International Society for Optics and Photonics (SPIE, 1990) pp. 223 – 237.
- [9] D. Wen, Design and operation of a floating gate amplifier, IEEE Journal of Solid-State Circuits **9**, 410 (1974).
- [10] J. Tiffenberg, M. Sofo-Haro, A. Drlica-Wagner, R. Essig, Y. Guardincerri, S. Holland, T. Volansky, and T.-T. Yu, Single-electron and single-photon sensitivity with a silicon Skipper CCD, Phys. Rev. Lett. **119**, 131802 (2017), arXiv:1706.00028 [physics.ins-det].
- [11] L. Barak, I. M. Bloch, M. Cababie, G. Canceledo, L. Chaplinsky, F. Chierchie, M. Crisler, A. Drlica-Wagner, R. Essig, J. Estrada, E. Etzion, G. Fernandez Moroni, D. Gift, S. Munagavalasa, A. Orly, D. Rodrigues, A. Singal, M. Sofo Haro, L. Stefanazzi, J. Tiffenberg, S. Uemura, T. Volansky, and T.-T. Yu, SENSEI: Direct-Detection Results on sub-GeV Dark Matter from a New Skipper-CCD, arXiv e-prints , arXiv:2004.11378 (2020), arXiv:2004.11378 [astro-ph.CO].
- [12] M. Settimo, Search for low-mass dark matter with the DAMIC experiment, arXiv e-prints , arXiv:2003.09497 (2020), arXiv:2003.09497 [hep-ex].
- [13] D. Baxter, I. Bloch, M. Cababie, N. Castello, A. C. L. Chaplinsky, J. C. D’Olivo, R. Essig, J. Estrada, G. Fernandez-Moroni, S. Holland, T. W. Hossbach, B. Kilminster, I. Lawson, S. J. Lee, B. Loer, P. Mitra, J. Molina, D. Norcini, P. Privitera, K. Ramanathan, D. Rodrigues, R. Saldanha, R. Smida, M. Sofo-Haro, J. Tiffenberg, S. Uemura, I. Vila, R. Vilar, T. Volansky, and T.-T. Yu, Status and plans for oscura: A multi-kilogram skipper-ccd array for direct-detection of dark matter, Snowmass **Letter of interest** (2021).
- [14] G. Fernandez-Moroni, P. A. N. Machado, I. Martinez-Soler, Y. F. Perez-Gonzalez, D. Rodrigues, and S. Rosauro-Alcaraz, The physics potential of a reactor neutrino experiment with skipper ccds: measuring the weak mixing angle, Journal of High Energy Physics **2021**, 10.1007/jhep03(2021)186 (2021).
- [15] M. Crisler, R. Essig, J. Estrada, G. Fernandez, J. Tiffenberg, M. Sofo haro, T. Volansky, and T.-T. Yu (SENSEI), SENSEI: First Direct-Detection Constraints on sub-GeV Dark Matter from a Surface Run, Phys. Rev. Lett. **121**, 061803 (2018), arXiv:1804.00088 [hep-ex].
- [16] O. Abramoff *et al.* (SENSEI), SENSEI: Direct-Detection Constraints on Sub-GeV Dark Matter from a Shallow Underground Run Using a Prototype Skipper-CCD, Phys. Rev. Lett. **122**, 161801 (2019), arXiv:1901.10478 [hep-ex].
- [17] O. Klein and T. Nishina, Über die Streuung von Strahlung durch freie Elektronen nach der neuen relativistischen Quantendynamik von Dirac, Zeitschrift für Physik **52**, 853 (1929).
- [18] R. Ribberfors and K. F. Berggren, Incoherent-x-ray-scattering functions and cross sections ($\frac{d\sigma}{d\Omega}$)_{incoh} by means of a pocket calculator, Phys. Rev. A **26**, 3325 (1982).
- [19] R. Ribberfors and K.-F. Berggren, Erratum: Incoherent-x-ray-scattering functions and cross sections ($\frac{d\sigma}{d\Omega}$)_{incoh} by means of a pocket calculator, Phys. Rev. A **29**, 3451 (1984).
- [20] P. Holm, Relativistic compton cross section for general central-field hartree-fock wave functions, Phys. Rev. A **37**, 3706 (1988).
- [21] K. Ramanathan, A. Kayner, A. Chavarria, P. Privitera, D. Amidei, T.-L. Chou, A. Matalon, R. Thomas, J. Estrada, J. Tiffenberg, and et al., Measurement of low energy ionization signals from compton scattering in a charge-coupled device dark matter detector, Physical Review D **96**, 10.1103/physrevd.96.042002 (2017).
- [22] D. Rodrigues, K. Andersson, M. Cababie, A. Donadon, A. Botti, G. Canceledo, J. Estrada, G. Fernandez-Moroni, R. Piegaia, M. Senger, M. Sofo Haro, L. Stefanazzi, J. Tiffenberg, and S. Uemura, Absolute measurement of the Fano factor using a Skipper-CCD, arXiv e-prints , arXiv:2004.11499 (2020), arXiv:2004.11499 [physics.ins-det].
- [23] K. Ramanathan and N. Kurinsky, Ionization yield in silicon for ev-scale electron-recoil processes, Physical Review D **102**, 10.1103/physrevd.102.063026 (2020).
- [24] M.-M. Bé, V. Chisté, C. Dulieu, E. Browne, C. Baglin, V. Chechev, N. Kuzmenko, R. Helmer, F. Kondev, D. MacMahon, and K. Lee, *Table of Radionuclides*, Monographie BIPM-5, Vol. 5 (Bureau International des Poids et Mesures, Pavillon de Breteuil, F-92310 Sèvres, France, 2006).
- [25] G. Canceledo, C. Chavez, F. Chierchie, J. Estrada, G. Fernandez Moroni, E. E. Paolini, M. Sofo Haro, A. Soto, L. Stefanazzi, J. Tiffenberg, K. Treptow, N. Wilcer, and T. Zmuda, Low Threshold Acquisition controller for Skipper CCDs, arXiv e-prints , arXiv:2004.07599 (2020), arXiv:2004.07599 [astro-ph.IM].
- [26] G. F. Moroni, F. Chierchie, J. Tiffenberg, A. Botti, M. Cababie, G. Canceledo, E. L. Depaoli, J. Estrada, S. E. Holland, D. Rodrigues, I. Sidelnik, M. S. Haro,

- L. Stefanazzi, and S. Uemura, The skipper ccd for low-energy threshold particle experiments above ground (2021), arXiv:2107.00168 [hep-ex].
- [27] P. Du, D. Egana-Ugrinovic, R. Essig, and M. Sholapurkar, Sources of Low-Energy Events in Low-Threshold Dark-Matter and Neutrino Detectors, *Phys. Rev. X* **12**, 011009 (2022), arXiv:2011.13939 [hep-ph].
- [28] L. Barak, I. M. Bloch, A. Botti, M. Cababie, G. Cancelo, L. Chaplinsky, F. Chierchie, M. Crisler, A. Drlica-Wagner, R. Essig, J. Estrada, E. Etzion, G. Fernandez Moroni, D. Gift, S. E. Holland, S. Munagavalasa, A. Orly, D. Rodrigues, A. Singal, M. S. Haro, L. Stefanazzi, J. Tiffenberg, S. Uemura, T. Volansky, and T.-T. Yu (SENSEI Collaboration), Sensei: Characterization of single-electron events using a skipper charge-coupled device, *Phys. Rev. Applied* **17**, 014022 (2022).
- [29] M. Sofo Haro, G. Fernandez Moroni, and J. Tiffenberg, Studies on small charge packet transport in high-resistivity fully-depleted CCDs, arXiv e-prints , arXiv:1906.11379 (2019), arXiv:1906.11379 [physics.ins-det].
- [30] L. Barak, I. M. Bloch, M. Cababie, G. Cancelo, L. Chaplinsky, F. Chierchie, M. Crisler, A. Drlica-Wagner, R. Essig, J. Estrada, E. Etzion, G. Fernandez Moroni, D. Gift, S. Munagavalasa, A. Orly, D. Rodrigues, A. Singal, M. Sofo Haro, L. Stefanazzi, J. Tiffenberg, S. Uemura, T. Volansky, and T.-T. Yu, SEN-SEI: Direct-Detection Results on sub-GeV Dark Matter from a New Skipper-CCD - Suplimental material, arXiv e-prints , arXiv:2004.11378 (2020), arXiv:2004.11378 [astro-ph.CO].
- [31] P. Lechner and L. Strüder, Ionization statistics in silicon x-ray detectors — new experimental results, *Nuclear Instruments and Methods in Physics Research Section A: Accelerators, Spectrometers, Detectors and Associated Equipment* **354**, 464 (1995).
- [32] G. Fraser, A. Abbey, A. Holland, K. McCarthy, A. Owens, and A. Wells, The x-ray energy response of silicon part a. theory, *Nuclear Instruments and Methods in Physics Research Section A: Accelerators, Spectrometers, Detectors and Associated Equipment* **350**, 368 (1994).
- [33] F. Chierchie, G. F. Moroni, L. Stefanazzi, E. Paolini, J. Tiffenberg, J. Estrada, G. Cancelo, and S. Uemura, Smart readout of nondestructive image sensors with single photon-electron sensitivity, *Phys. Rev. Lett.* **127**, 241101 (2021).