

Bijections between planar maps and planar linear normal λ -terms with connectivity condition

Wenjie Fang

February 9, 2022

Abstract

The enumeration of linear λ -terms has attracted quite some attention recently, partly due to their link to combinatorial maps. Zeilberger and Giorgetti (2015) gave a recursive bijection between planar linear normal λ -terms and planar maps, which, when restricted to 2-connected λ -terms (*i.e.*, without closed sub-terms), leads to bridgeless planar maps. Inspired by this restriction, Zeilberger and Reed (2019) conjectured that 3-connected planar linear normal λ -terms have the same counting formula as bipartite planar maps. In this article, we settle this conjecture by giving a direct bijection between these two families. Furthermore, using a similar approach, we give a direct bijection between planar linear normal λ -terms and planar maps, whose restriction to 2-connected λ -terms leads to loopless planar maps. This bijection seems different from that of Zeilberger and Giorgetti, even after taking the map dual. We also explore enumerative consequences of our bijections.

As a well-known Turing-complete computational model, λ -calculus has been well-studied in logic and closely related fields. However, their enumeration did not attract attention in combinatorics until relatively recently. One of the most well-studied family is *linear λ -terms* (also called *BCI terms* from combinatorial logic), due to their connections with combinatorial maps, which are graph embeddings on surfaces. Such connections were pioneered by Bodini, Gardy and Jacquot in [BGJ13], where a simple bijection between linear λ -terms and cubic maps was given. Due to its simplicity, this bijection transfers many interesting statistics from linear λ -terms to cubic maps, and can be specialized to interesting sub-families. This approach has also led to the asymptotic properties and statistics distribution of related λ -terms (see, *e.g.*, [BGJ13, BGGJ13, BSZ21]), and further connections to other objects [CYZ19].

Independently, Zeilberger and Giorgetti noticed in [ZG15] a new connection between a sub-family of linear λ -terms called *planar linear normal λ -terms* and planar

maps. In fact, they gave a bijection between the two families, which is not a simple restriction of the one in [BGJ13] for general linear λ -terms. When restricted to λ -terms that are also *unitless*, *i.e.*, without closed sub-terms, this bijection leads to bridgeless planar maps. The unitless condition here is equivalent to the 2-connectedness of the syntactic diagram of the λ -term. Such connections lead naturally to the consideration of other connectivity conditions on planar linear λ -terms. In a talk at CLA 2019 [ZR19], Zeilberger and Reed considered possible interpretation of connectivity in logic, using the formalism in [Zei18]. They also proposed the following conjecture.

Conjecture 0.1 ([ZR19]). *The number of 3-connected planar linear normal λ -terms with $n + 2$ variables is*

$$\frac{2^n}{(n+1)(n+2)} \binom{2n+1}{n},$$

which is also the number of bipartite planar maps with n edges [Tut63].

In a talk at CLA 2020 [GY20], Grygiel and Yu tried to relate these 3-connected λ -terms to $\beta(0,1)$ -trees, which are in bijection with bicubic planar maps [CS03] and thus with bipartite planar maps [Tut63], and succeeded in a few special cases. The key of their work is a characterization of skeletons of such λ -terms (Proposition 2.3).

In this article, based on the characterization given by Grygiel and Yu in [GY20], we prove Conjecture 0.1 by giving a bijection between 3-connected planar linear normal λ -terms and bipartite planar maps, passing through the so-called *degree trees* defined in [Fan21]. We have the following theorem.

Theorem 0.2. *For $n \geq 2$, there is a bijection between 3-connected planar linear normal λ -terms with n variables and bipartite planar maps with $n - 2$ edges.*

Using this new bijection, we study the refined enumeration of such λ -terms under several statistics, and also the asymptotic distribution of some statistics. All is done by translating known results on bipartite planar maps.

With a similar approach, we also give a new bijection between planar linear normal λ -terms and planar maps, which is direct and also has a nice restriction to 2-connected λ -terms. As a direct bijection, it may be a better tool to explore the relation between planar maps and related λ -terms.

Theorem 0.3. *There is a direct bijection between planar linear normal λ -terms with n variables and planar maps with $n - 1$. Furthermore, it sends the λ -terms that are also 2-connected to loopless planar maps.*

For this bijection, we define a family of node-labeled trees called *v-trees*, which can be seen as description trees (see [CS03]) of planar maps under a seemingly new recursive decomposition called *one-corner decomposition*. We then give direct bijections from v-trees to both planar maps and planar linear normal λ -terms, thus linking the two families. Our bijection is different from that in [ZG15], even after taking the map dual, which sends loopless planar maps to bridgeless planar maps.

The rest of the article is organized as follows. In Section 1, we introduce the families of λ -terms and planar maps that will be our subject of study. Then we characterize in Section 2 the skeletons of planar linear normal λ -terms with different connectivity conditions. Using these characterizations, in Section 3 we give a bijection from 3-connected planar linear normal λ -terms to degree trees, which are in bijection with bipartite maps. We also study some refined enumerations and the asymptotic distribution of some statistics of the related λ -terms. Using the same approach, in Section 4, we define v-trees and relate them bijectively to planar linear normal λ -terms. Then finally, in Section 5, we propose the one-corner decomposition of planar maps, and show that v-trees describe this recursive decomposition. We also give a direct bijection between planar maps to v-trees, completing our new bijection between planar maps and planar linear normal λ -terms.

Acknowledgment We thank Katarzyna Grygiel and Guan-Ru Yu for discovering Proposition 2.3 and for their inspiring discussions. We also thank Éric Fusy for showing how the decomposition of bicubic planar maps in [CS03] can be translated to bipartite maps, inspiring the one-corner decomposition. We are grateful to the organizers of the workshop series of Computational Logic and Applications (CLA), in which Grygiel and Yu got to know Conjecture 0.1 from Zeilberger and Reed, and in which the author got to know Proposition 2.3 from Grygiel and Yu.

1 Preliminaries

In mathematical logic, λ -terms can be defined recursively using three constructions:

- Atoms, which are variables x, y, \dots ;
- Application $t u$ with two λ -terms t and u ;
- Abstraction $\lambda x.t$ with t a λ -term and x a variable. We say that every atom with the variable x in t is *bound* by the abstraction, if not yet bound.

In the following, we consider λ -terms up to α -renaming, *i.e.*, changing the name of a variable in an abstraction consistently throughout all atoms it binds in the λ -term. A λ -term t is *closed* if all atoms are bound, and it is *linear* if it is closed and each abstraction binds exactly one atom.

Computation on λ -terms is defined by the β -reduction: if in a λ -term t , there is a sub-term of the form $(\lambda x.u)v$, then we may perform a β -reduction on it for t to obtain another λ -term t' . This is done by replacing $(\lambda x.u)v$ with $u[x \leftarrow v]$, the sub-term u with all the atoms of x replaced by a copy of the sub-term v . A λ -term t is β -normal (or simply *normal*) if no β -reduction is possible for t .

In the context of enumeration, we usually consider a graphical presentation of λ -terms based on its tree structure. Given a λ -term t , its *skeleton* $\text{Sk}(t)$ is a plane unary-binary tree defined recursively by

- If t is an atom, then $\text{Sk}(t)$ is a leaf;

- If t is an application $u \ v$, then $\text{Sk}(t)$ is rooted at a binary node, with $\text{Sk}(u)$ its left sub-tree, and $\text{Sk}(v)$ its right sub-tree;
- If t is an abstraction $\lambda x.u$, then $\text{Sk}(t)$ is rooted at a unary node, with $\text{Sk}(u)$ its only sub-tree.

The skeleton $\text{Sk}(t)$ of a λ -term t still misses the binding relations between atoms and abstractions. The *syntactic diagram* (or simply *diagram*) of a λ -term t , denoted by $\text{Diag}(t)$, is obtained from its skeleton $\text{Sk}(t)$ by replacing each leaf by an edge from its parent to the unary node of abstraction that binds the atom of the leaf. It is clear that diagrams are in bijection with λ -terms (up to α -renaming). Given a leaf of $\text{Sk}(t)$, we draw the corresponding edges starting from the parent of the leaf, traveling in counter-clockwise direction and entering the unary node from the right. If such a drawing can be done without intersection, then we say that the λ -term t is *planar*. Figure 1 provides an example of a planar λ -term, with its skeleton and syntactic diagram. We note that the λ -term in the example is also normal.

4

If the diagram of a λ -term t is *2-edge-connected* (or simply *2-connected*), i.e., the removal of any edge does not disconnect the diagram, then we say that t is *2-connected*. Similarly, a λ -term t is *3-edge-connected* (or simply *3-connected*) if the removal of any two edges in $\text{Diag}(t)$ does not disconnect $\text{Diag}(t)$, except eventually the two edges adjacent to the root of $\text{Sk}(t)$ when t starts with an abstraction binding one atom.

In this article, we consider planar linear λ -terms, in which each leaf is paired up with an ancestral unary node. For planarity, given the skeleton of such a λ -terms, we take a clockwise contour walk starting from the root of the skeleton. In the walk, we read off the unary nodes and leaves by their first visit, and by planarity, we must obtain a well-parenthesized word with unary nodes acting as opening parentheses and leaves as closing ones, with each abstraction paired up with the atom it bind. Therefore, we may identify planar linear λ -terms with their skeletons, as the way atoms are bound is given by planarity. By abuse of notation, given a skeleton S of some planar linear λ -terms t , we also denote by $\text{Diag}(S)$ the diagram $\text{Diag}(t)$ of t .

Remark 1. We note that, in the definition of planar λ -term, there are two choices of the drawing, either going clockwise or counter-clockwise from the parent of the leaf to the corresponding unary node. The two choices define different notions of planar λ -terms, although they are all in bijection with the same set of unary-binary trees. As we will see, the difference of the two notions does not matter to connected and 2-connected planar linear λ -terms, but it matters to 3-connected terms. We choose the current definition, which is commonly used in the enumeration of linear planar λ -terms (see, e.g., [ZG15]), and which was used in Conjecture 0.1 [ZR19].

In the following, we relate previously defined λ -terms to planar maps. A *planar map* is an embedding of a graph on the plane such that edges only intersect at vertices, defined up to orientation-preserving continuous deformations. The connected components of the complement of the embedding are called the *faces* of the planar map. The face that extends to infinity is called the *outer face*. Furthermore, we only consider *rooted* planar maps here, which means we mark a special corner on the outer face, called the *root corner*. The edge next to the root corner in the clockwise order is called the *root edge*, and the vertex of the corner is called the *root vertex*. We also consider the *empty map*, which consists of a single vertex. A planar map is *bipartite* if we can color its vertices with black and white such that each edge separate a black and a white vertex. The root vertex is colored black by convention.

2 Characterization of planar normal λ -terms with connectivity conditions

As mentioned in the previous section, we may classify planar linear λ -terms by the connectivity of their diagram. We denote by $\mathcal{C}_n^{(1)}$ the set of planar linear normal λ -terms of size n . Similarly, we denote by $\mathcal{C}_n^{(2)}$ (resp. $\mathcal{C}_n^{(3)}$) the terms that are 2-connected (resp. 3-connected) in $\mathcal{C}_n^{(1)}$. We take $\mathcal{C}^{(1)} = \bigcup_{n \geq 1} \mathcal{C}_n^{(1)}$, and we define $\mathcal{C}^{(2)}$

and $\mathcal{C}^{(3)}$ similarly. It is clear that $\mathcal{C}^{(3)} \subset \mathcal{C}^{(2)} \subset \mathcal{C}^{(1)}$.

Due to the correspondence between planar linear λ -terms and their skeletons, in the following we will focus on the skeletons instead of λ -terms. We denote by $\mathcal{S}_n^{(1)}$ (resp. $\mathcal{S}_n^{(2)}$ and $\mathcal{S}_n^{(3)}$) the set of skeletons of terms in $\mathcal{C}_n^{(1)}$ (resp. $\mathcal{C}_n^{(2)}$ and $\mathcal{C}_n^{(3)}$). We also take $\mathcal{S}^{(1)} = \bigcup_{n \geq 1} \mathcal{S}_n^{(1)}$, and we define $\mathcal{S}^{(2)}$ and $\mathcal{S}^{(3)}$ similarly. It is clear that $\mathcal{S}^{(3)} \subset \mathcal{S}^{(2)} \subset \mathcal{S}^{(1)}$.

We start by characterizing skeletons of planar linear λ -terms. Given a unary-binary tree S and a node u in S , we denote by S_u the sub-tree induced by u , by $\text{leaf}(S)$ the number of leaves in S , and by $\text{unary}(S)$ the number of unary nodes in S .

Proposition 2.1. *A unary-binary tree S is in $\mathcal{S}^{(1)}$ if and only if*

- **(Linearity)** $\text{leaf}(S) = \text{unary}(S)$;
- **(Normality)** No binary node in S has a unary node as its left child;
- **(Connectedness)** For every binary node and leaf u in S , we have $\text{leaf}(S_u) - \text{unary}(S_u)$ greater than or equal to the number of consecutive unary nodes above u .

Furthermore, a unary-binary tree $S \in \mathcal{S}^{(1)}$ is also in $\mathcal{S}^{(2)}$ if and only if

- **(2-connectedness)** For every binary node and leaf u in S , we have $\text{leaf}(S_u) - \text{unary}(S_u)$ strictly larger than the number of consecutive unary nodes above u .

Proof. We first consider the $\mathcal{S}^{(1)}$ case. The “only if” part comes directly from the definition of terms in $\mathcal{C}^{(1)}$: **(Linearity)** from the linearity of the term, **(Normality)** from β -normality, and **(Connectedness)** from the fact that every abstraction binds a variable in the sub-term. For the “if” part, given S satisfying the conditions, we can pair unary nodes with leaves in a unique way to form a linear and planar term, and such a process is guaranteed to succeed by **(Connectedness)**.

For the $\mathcal{S}^{(2)}$ case, we first observe that **(2-connectedness)** implies **(Connectedness)**. Then, the sub-term rooted at the top of the chain of unary nodes directly above u is closed if and only if $\text{leaf}(S_u) - \text{unary}(S_u)$ is equal to the number of consecutive unary nodes above u , meaning that **(2-connectedness)** is equivalent to the absence of closed sub-terms. We now show that the absence of closed sub-terms of a λ -term t in $\mathcal{C}^{(1)}$ is equivalent to $t \in \mathcal{C}^{(2)}$, which is in turn equivalent to $\text{Sk}(t) \in \mathcal{S}^{(2)}$. Consider the diagram $\text{Diag}(t)$ of t , which is built on its skeleton $\text{Sk}(t)$. Removing any edge in $\text{Diag}(t)$ coming from a leaf of $\text{Sk}(t)$ will not disconnect $\text{Diag}(t)$, as edges in $\text{Sk}(t)$ still connects all nodes of $\text{Diag}(t)$. If removing an edge e of $\text{Sk}(t)$ disconnects $\text{Diag}(t)$, then the sub-tree of $\text{Sk}(t)$ induced by e must correspond to a closed sub-term, as no leaf is transformed into an edge linking to any unary node in $\text{Sk}(t)$ above e . Conversely, a closed sub-term in t corresponds to a sub-tree S_u of $\text{Sk}(t)$ rooted at a node u , where all leaves of S_u are transformed into edges in $\text{Diag}(t)$ that link nodes in S_u . Therefore, cutting the edge leading to u disconnects $\text{Diag}(t)$. We thus have the claimed equivalence. \square

From the proof above, we see that a term $t \in \mathcal{C}^{(1)}$ is also in $\mathcal{C}^{(2)}$ if it is unitless, i.e., has no closed sub-terms.

For skeletons of λ -terms in $\mathcal{C}^{(3)}$, we start with an observation from [GY20].

Proposition 2.2 (See [GY20]). *Let $S \in \mathcal{S}^{(3)}$ and u its first binary node. Then the left child of u is a leaf.*

Proof. Let v be the left child of u . If v is not a leaf, then by planarity, its leafs are connected to an initial segment of the consecutive unary nodes above u . Cutting the edge $\{u, v\}$ and the edge at the end of the said initial segment disconnects $\text{Diag}(S)$, contradicting 3-connectedness. \square

By Proposition 2.2, we define the *reduced skeleton* of a skeleton S in $\mathcal{S}^{(3)}$ to be the unary-binary tree obtained from S by removing the first binary node, its left child (which is a leaf), and the unary nodes above it. By **(Linearity)** on S , we can reconstruct S from the reduced skeleton of t . We denote by \mathcal{RS}_n the set of reduced skeletons of skeletons in $\mathcal{S}_n^{(3)}$, and $\mathcal{RS} = \cup_{n \geq 3} \mathcal{RS}_n$. The following characterization of reduced skeletons was first discovered and stated without proof in [GY20].

Proposition 2.3 (See [GY20]). *A unary-binary tree S is in \mathcal{RS} if and only if*

- **(Normality)** *No binary node in S has a unary node as its left child;*
- **(3-connectedness)** *For every binary node u in S , let v be its right child, then $\text{leaf}(S_v) - \text{unary}(S_v)$ is strictly larger than the number of consecutive unary nodes above u .*

Proof. The condition **(Normality)** comes directly from the definition of normal λ -terms. If **(3-connectedness)** does not hold for some binary node u with v its right child, then by planarity, the leafs in S_v are connected to some consecutive unary nodes directly above u . Thus, by cutting the edge from u to its *left child* and the edge at the upper end of the said consecutive unary nodes, we disconnect the syntactic diagram of the corresponding λ -term, meaning that $S \notin \mathcal{RS}$.

Now, conversely, suppose that the two conditions holds. We first show that **(3-connectedness)** implies **(2-connectedness)** in Proposition 2.1. For a binary node u in S , let $u_0 = u, u_1, \dots$ be the nodes such that u_{i+1} is the left child (or the only child) of u_i . It ends at some node u_k , which is a leaf. By **(Normality)**, all u_i except u_k are binary nodes. Let v_i be the right child of u_i for $0 \leq i < k$. Suppose that there are ℓ unary nodes above u . Then we have

$$\text{leaf}(S_u) - \text{unary}(S_u) - \ell = 1 + \sum_{i=0}^{k-1} \text{leaf}(S_{v_i}) - \ell - \sum_{i=0}^{k-1} \text{unary}(S_{v_i}) > 1.$$

The last inequality comes from applying **(3-connectedness)** on all u_i and observing that there is no unary node directly above any u_i for $i \geq 1$. Thus, **(2-connectedness)** holds for all binary nodes in S . Now for leaves in S , if it is at the end of a chain of unary nodes, then by **(Normality)**, the first node of the chain must be the right child of a binary node, and then **(3-connectedness)** implies that there is at most 0 unary nodes in the chain, which is impossible. Therefore, every leaf in S is a child of a binary node, in which case **(2-connectedness)** holds.

Applying **(2-connectedness)** to the first binary node of S , we have $\text{leaf}(S) - \text{unary}(S) > 0$. Let S^+ be the unary binary tree that starts with $\text{leaf}(S) - \text{unary}(S) + 1$ unary nodes, followed by a binary node u_+ whose left child is a leaf and whose right sub-tree is S . By construction, S^+ satisfies **(Linearity)** in Proposition 2.1. We also check that **(2-connectedness)** holds for u_+ and the new added leaf. By Proposition 2.1, we thus conclude that $S^+ \in \mathcal{S}^{(2)}$, meaning that $\text{Diag}(S^+)$ is 2-connected.

Now we take an arbitrary pair of edges e_1, e_2 of $\text{Diag}(S^+)$, not both adjacent to the root, and we show that their removal does not disconnect $\text{Diag}(S^+)$. We proceed by case analysis on the origin of the two edges.

- **Both e_1, e_2 come from leaves in S^+ .**

In this case, edges in S^+ hold $\text{Diag}(S^+)$ connected.

- **One of e_1, e_2 is an edge of S^+ and the other comes from a leaf.**

We suppose that e_1 is an edge of S^+ . Let u be the first binary node in the sub-tree of S^+ induced by cutting e_1 . If u is the newly added binary node u_+ in S^+ , then as all nodes above it are unary nodes, which are turned into trivalent nodes in $\text{Diag}(S^+)$ except the root. The only possibility that e_1, e_2 disconnect $\text{Diag}(S^+)$ in this sub-case is that both e_1, e_2 are adjacent to the root, which is discarded in the definition. Otherwise, u is also in S . Let v be the right child of u . Suppose that there are ℓ consecutive unary nodes directly above u . By **(3-connectedness)** on u , we have $\text{leaf}(S_v) - \text{unary}(S_v) \geq \ell + 1$, meaning that there is at least one leaf in S_v that is transformed into an edge e_v in $\text{Diag}(S^+)$ linking a node in S_v to somewhere above the consecutive unary nodes above u , thus also above e_1 . By **(Normality)**, there is no unary node on the path from u to the leftmost leaf of S_u . By planarity, given e_v , the edge in $\text{Diag}(S^+)$ corresponding to the leftmost leaf of S_u links the parent of the leaf to somewhere above e_1 . There are thus two edges in $\text{Diag}(S^+)$ from leaves in S^+ that link the part of S^+ below e_1 to the part above it. It is therefore impossible to disconnect $\text{Diag}(S^+)$ by further removing e_2 that comes from a leaf.

- **Both e_1, e_2 are edges of S^+ .**

If the two sub-trees S_1, S_2 of S^+ induced by cutting e_1 and e_2 respectively are not contained one in another, then by **(2-connectedness)**, in both S_1, S_2 , there is an edge in $\text{Diag}(S^+)$ that links some node to a unary node in the part of S^+ above both e_1 and e_2 , meaning that the removal of e_1, e_2 cannot disconnect $\text{Diag}(S^+)$. We thus suppose that e_1 is in the sub-tree of S^+ induced by cutting e_2 . Let V_\uparrow be the set of nodes of S^+ above e_1 , and V_\downarrow be the set of nodes in the sub-tree of S^+ induced by cutting e_2 . We denote by V_{mid} the set of nodes in S^+ that are not in either V_\uparrow or V_\downarrow . This partition of nodes in S^+ into $V_\uparrow, V_{\text{mid}}, V_\downarrow$ is the one induced removing e_1, e_2 in S^+ . For $\text{Diag}(S^+)$, the removal of e_1, e_2 only disconnects it into two parts, if ever, as we have seen that $S^+ \in \mathcal{S}^{(2)}$. Furthermore, in this case, V_\uparrow is connected to V_\downarrow after the removal of e_1, e_2 , otherwise the removal of one of the edges would already disconnect $\text{Diag}(S^+)$. We now show that it is always possible to find a leaf of S^+ with its parent in V_{mid} that is transformed into an

edge linking its parent to some node in $V_\uparrow \cup V_\downarrow$. Let u be the upper end of e_1 . We have $u \in V_{\text{mid}}$. There are now three cases:

– **u is a unary node.**

In this case, as S^+ satisfies **(Linearity)**, there is a leaf below e_1 (thus with its parent in V_\downarrow) corresponding to u , and in $\text{Diag}(S^+)$ it becomes an edge linking its parent in V_\downarrow to $u \in V_{\text{mid}}$.

– **u is a binary node, and e_1 is the edge linking u to its left child.**

In this case, let v be the right child of u , then all node in S_v are in V_{mid} . By **(3-connectedness)** on u , there is at least one leaf in S_v that is transformed in $\text{Diag}(S^+)$ into an edge linking its parent, which is in V_{mid} , to a unary node w above the consecutive chain of unary nodes above u . If $w \in V_\uparrow$, then we have found the wanted leaf. Otherwise, we have $w \in V_{\text{mid}}$. Let u' be the first binary node below w . We have $u' \neq u$ and $u' \in V_{\text{mid}}$. By **(2-connectedness)** on u' , the leftmost leaf in $S_{u'}$, whose parent is also in V_{mid} , is transformed in $\text{Diag}(S^+)$ into an edge linking its parent to a unary node w' above the consecutive chain of unary nodes above u' . We may thus repeat the whole process until reaching a node in V_\uparrow . The process will terminate, as we have only finitely many nodes in S^+ . The leaf leading to the termination is the leaf we want.

– **u is a binary node, and e_1 is the edge linking u to its right child.**

This case is settled in the same way as the previous one, except that we use **(2-connectedness)** on u and we start with the leftmost leaf in S_u .

We thus show that, in any case, we can find such a leaf in S^+ that will be transformed in $\text{Diag}(S^+)$ into an edge linking its parent in V_{mid} to a node in $V_\uparrow \cup V_\downarrow$, meaning that the removal of e_1, e_2 cannot disconnect $\text{Diag}(S^+)$.

We conclude that, given **(Normality)** and **(3-connectedness)**, the removal of any pair of edges e_1, e_2 cannot disconnect $\text{Diag}(S^+)$, meaning that $S^+ \in \mathcal{S}^{(3)}$ and $S \in \mathcal{RS}$. We thus have the claimed equivalence. \square

3 Bijection from λ -terms in $\mathcal{C}^{(3)}$ to degree trees and refined enumeration

A *degree tree*, as defined in [Fan21], is a pair (T, ℓ) where T is a plane tree and ℓ a labeling on the nodes of T such that

- If u is a leaf, then $\ell(u) = 0$;
- For u with children v_1, v_2, \dots, v_k from left to right, let $s(u) = k + \sum_{i=1}^k \ell(v_i)$, then $s(u) - \ell(v_1) \leq \ell(u) \leq s(u)$.

The *size* of a degree tree (T, ℓ) is the number of edges in T . We denote by \mathcal{T}_n the set of degree trees of size n . Given a degree tree (T, ℓ) , we define its edge labeling ℓ_Λ as follows: for each internal node u , we put a label $s(u) - \ell(u)$ on its leftmost

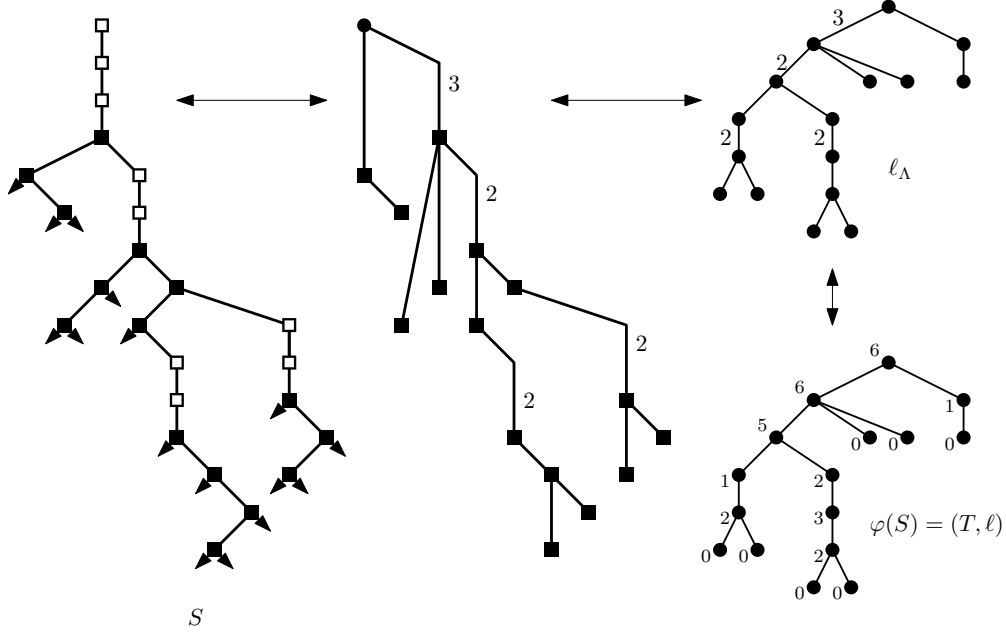


Figure 2: Example of the bijection φ from reduced skeletons in \mathcal{RS} to degree trees

descending edge, and 0 on all other edges. It is clear that we can recover (T, ℓ) from T and ℓ_Λ . Later, we will use both ℓ and ℓ_Λ . We use the following result from [Fan21] to convert ℓ_Λ to ℓ .

Lemma 3.1 (See Lemma 1.1 in [Fan21]). *For T a plane tree and ℓ_Λ an edge labeling on T , the associated node labeling ℓ is given by $\ell(v) = |T_v| - \sum_{e \in T_v} \ell_\Lambda(e)$.*

We now define a bijection φ from reduced skeletons to degree trees.

Definition 3.2. Given $S \in \mathcal{RS}$, we perform the following:

1. Remove all leaves from S , then smooth out all unary nodes, putting the number of unary nodes smoothed out at each edge. For unary nodes above the root, we add a new node as the new root, with the old root its right child. We obtain a binary tree with edge labels (S', ℓ'_Λ) .
2. Perform the classical bijection (switching left and right) from binary tree S' to plane tree T' : given a node u , its right child in S' turns into its leftmost child in T' , and its left child in S' into its sibling immediately to its right. The edge labels of ℓ'_Λ , which are all on right edges in S' , are transformed into an edge labeling ℓ_Λ with only non-zero values on the leftmost descending edges of nodes.

We define $\varphi(S)$ to be (T', ℓ) , where ℓ is the node labeling corresponding to ℓ_Λ constructed above. See Figure 2 for an example of the bijection φ .

For simplicity, given $S \in \mathcal{RS}$ and $(T, \ell) = \varphi(S)$, we identify non-root nodes in T to binary nodes in S . For the root of T , we may identify it to the first binary node in the skeleton corresponding to S . Now we show some properties of (T, ℓ) .

Proposition 3.3. *Let $S \in \mathcal{RS}_n$ and $(T, \ell) = \varphi(S)$. Then we have*

1. *T is of size $n - 2$;*
2. *For each node u , let v be its right child in S , then $\text{unary}(S_v) = \sum_{e \in T_u} \ell_\Lambda(e)$;*
3. *For each node u , let v be its right child in S , then $\text{leaf}(S_v) = |T_u| + 1$.*

Proof. For the first property, we note that $S \in \mathcal{RS}_n$ has $n - 1$ leaves, thus $n - 2$ binary nodes, each leading to an edge in T . The second one comes directly from the construction. For the third one, we see from the construction that nodes in S_v are exactly nodes in $T_u \setminus \{u\}$. Moreover, $\text{leaf}(S_v)$ is the number of binary nodes in S_v plus one. Therefore, $\text{leaf}(S_v) = |T_u| + 1$, as $|T_u|$ is the number of edges in T_u , which are in bijection with nodes in $T_u \setminus \{u\}$. \square

Now we show that $\varphi(S)$ is always a degree tree.

Proposition 3.4. *A unary-binary tree S is in \mathcal{RS}_n if and only if $\varphi(S)$ is in \mathcal{T}_{n-2} .*

Proof. The size parameter of $\varphi(S)$ is given by Proposition 3.3. We only need to show that the conditions for S to be in \mathcal{RS} , given in Proposition 2.3, are equivalent to those for $\varphi(S)$ to be a degree tree.

Let $(T, \ell) = \varphi(S)$ and ℓ_Λ its edge labeling. From the construction, we see that the **(Normality)** for S is equivalent to say that ℓ_Λ only has non-zero labels on leftmost descending edges for each node. Then, by Proposition 3.3, **(3-connectedness)** for S is equivalent to say that, for each node w in T , let u be its leftmost child in T and e_* the edge between w and u , and suppose that v is the right child of u in S , then we have

$$\text{leaf}(S_v) - \text{unary}(S_v) = |T_u| + 1 - \sum_{e \in T_u} \ell_\Lambda(e) > \ell_\Lambda(e_*),$$

which is equivalent to

$$\ell_\Lambda(e_*) \leq |T_u| - \sum_{e \in T_u} \ell_\Lambda(e) = \ell(u),$$

which is equivalent to the definition of degree trees, as we already have $\ell_\Lambda(e_*) \geq 0$ by construction. \square

Given the bijection from \mathcal{RS} to degree trees, which are also in bijection with bipartite planar maps, we can transfer enumeration results from maps to λ -terms via degree trees. Some statistics are also transferred alongside.

We first define several statistics on reduced skeletons. Given $S \in \mathcal{RS}_n$, we denote by $\text{ex}(S)$ the number of leaves without a matching unary node, $\text{Appl}_v(S)$ the number of binary nodes whose right child is a leaf, $\text{Appl}_a(S)$ the number of binary nodes whose right child is also a binary node, and $\text{uc}_k(S)$ the number of maximal chains of unary nodes of length k . Clearly, we have $\text{ex}(S) = \text{leaf}(S) - \text{unary}(S)$. In the language of λ -terms, $\text{ex}(S)$ corresponds to the number of abstractions at the

beginning of the original term minus one (from the leaf in Proposition 2.2 deleted in the reduced skeleton), $\text{Appl}_v(S)$ the number of applications of terms to a variable, $\text{Appl}_a(S)$ the number of applications of terms to another application, and $\text{uc}_k(S)$ the number of maximal consecutive abstractions of length k , except the one at the root.

Now we introduce some statistics on degree trees. Given (T, ℓ) a degree tree, we denote by $\text{lnode}(T, \ell)$ the number of leaves in T , by $\text{znode}(T, \ell)$ the number of internal nodes whose leftmost descending edge has label 0, by $\text{rlabel}(T, \ell)$ the label of the root in (T, ℓ) , and by $\text{edge}_k(T, \ell)$ the number of edges with label $k \geq 1$. We then have the following transfer of statistics.

Proposition 3.5. *Given $S \in \mathcal{RS}_n$, let $(T, \ell) = \varphi(S)$. Then we have*

$$\begin{aligned} \text{Appl}_v(S) &= \text{lnode}(T, \ell), & \text{Appl}_a(S) &= \text{znode}(T, \ell), \\ \text{ex}(S) &= \text{rlabel}(T, \ell), & \text{uc}_k(S) &= \text{edge}_k(T, \ell). \end{aligned}$$

Proof. By the definition of φ , the right child of a binary node v in S becomes the leftmost child of v in T , meaning that v is a leaf in T if and only if its right child in S is a leaf. We thus have $\text{Appl}_v(S) = \text{lnode}(T, \ell)$ and $\text{Appl}_a(S) = \text{znode}(T, \ell)$. The proof of Proposition 3.4 shows that $\text{ex}(S) = \text{rlabel}(T, \ell)$, and $\text{uc}_k(S) = \text{edge}_k(T, \ell)$ is a direct consequence of the definition of φ . \square

The statistics mentioned in Proposition 3.5 are also transferred to bipartite planar maps. More precisely, let \mathcal{B}_n be the set of bipartite planar maps with n edges. For $M \in \mathcal{B}_n$, we denote by $\text{white}(M)$ (resp. $\text{black}(M)$) the number of white (resp. black) vertices in M , and $\text{outdeg}(M)$ the half-degree of the outer face. Moreover, for $k \geq 1$, we denote by $\text{face}_k(M)$ the number of inner faces of degree $2k$. We have the following result from [Fan21].

Proposition 3.6 (See Proposition 3.3 and 3.6, and Remark 1 in [Fan21]). *There is a bijection μ from \mathcal{T}_n to \mathcal{B}_n . Moreover, for $(T, \ell) \in \mathcal{T}_n$, let $M = \mu(T, \ell)$, and we have*

$$\begin{aligned} \text{lnode}(T, \ell) &= \text{white}(M), & \text{znode}(T, \ell) &= \text{black}(M), \\ \text{rlabel}(T, \ell) &= \text{outdeg}(M), & \text{edge}_k(T, \ell) &= \text{face}_k(M). \end{aligned}$$

Combining the bijections from \mathcal{RS}_n to \mathcal{T}_{n-2} and from \mathcal{T}_{n-2} to \mathcal{B}_{n-2} , we have the bijection in Theorem 0.2.

Proof of Theorem 0.2. Consider $\mu \circ \varphi$ with μ from Definition 3.2 and μ from Proposition 3.6. It is a bijection from \mathcal{RS}_n to \mathcal{B}_{n-2} from Proposition 3.4 and 3.6. \square

Combining Proposition 3.5 and 3.6, we have the following transfer of statistics from reduced skeletons of λ -terms in $\mathcal{C}^{(3)}$ to planar bipartite maps.

Theorem 3.7. *Let $S \in \mathcal{RS}_n$ and $M = \mu(\varphi(S)) \in \mathcal{B}_{n+2}$. Then we have*

$$\begin{aligned} \text{Appl}_v(S) &= \text{white}(M), & \text{Appl}_a(S) &= \text{black}(M), \\ \text{ex}(S) &= \text{outdeg}(M), & \text{uc}_k(S) &= \text{face}_k(M). \end{aligned}$$

Let $f_{\mathcal{RS}}(t, x; p_1, p_2, \dots)$ be the generating function of \mathcal{RS} with t marking the size, x marking the number of leafs minus unary nodes, and p_k marking the number of maximal chains of unary nodes of size k . Let $f_B(t; p_1, p_2, \dots)$ be the generating function of bipartite planar maps with t marking the size, x marking the half-degree of the outer face, and p_k marking the number of inner faces of degree $2k$. We can thus express $f_{\mathcal{RS}}$ with f_B .

Proposition 3.8. *The generating functions $f_{\mathcal{RS}}$ and f_B are related by*

$$f_{\mathcal{RS}}(t, x; p_1, p_2, \dots) = t^2 f_B(t, x; p_1, p_2, \dots).$$

Proof. This is a direct translation of Theorem 3.7 in terms of generating function. \square

The following expression of f_B was first found implicitly in [BMS00], then written in the following form in [BDFG04]:

$$f_B(t, x; p_1, p_2, \dots) = (1 + uz) \left(1 - \sum_{k \geq 1} p_k z^k \sum_{\ell=1}^{k-1} u^\ell z^\ell \binom{2k-1}{k+\ell} \right), \quad (1)$$

where z and u are defined by the equations

$$z = t \left(1 + \sum_{k \geq 1} \binom{2k-1}{k} p_k z^k \right), \quad u = x(1 + uz). \quad (2)$$

By Proposition 3.8, we have the same expression for $t^{-2} f_B(t, x; p_1, p_2, \dots)$.

Furthermore, we can also use Theorem 3.7 to transfer known results on the distribution of various statistics on bipartite planar maps to λ -terms in $\mathcal{S}^{(3)}$. As an example, in [Lis99], Liskovets studied the asymptotic vertex degree distribution of many families of planar maps, including Eulerian planar maps, which are duals of bipartite planar maps. The following result was given in [Lis99].

Proposition 3.9 ([Lis99], Section (1.3) and (3.1.1)). *Let X_n be the half-degree of the outer face of a bipartite planar map chosen uniformly from \mathcal{B}_n . Then, for $k \geq 1$, when $n \rightarrow \infty$, we have*

$$\mathbb{P}[X_n = k] \rightarrow \frac{k}{3} \binom{2k}{k} \left(\frac{3}{16} \right)^k.$$

Combining Proposition 3.9 with Theorem 3.7, we have the following corollary.

Corollary 3.10. *Let X_n be the number of abstractions at the beginning of a 3-connected planar linear normal λ -term chosen uniformly from \mathcal{C}^n . Then, for $k \geq 2$, when $n \rightarrow \infty$, we have*

$$\mathbb{P}[X_n = k] \rightarrow \frac{k-1}{3} \binom{2k-2}{k-1} \left(\frac{3}{16} \right)^{k-1}.$$

Remark 2. As both the bijection φ from reduced skeletons to degree trees and the bijection μ (denoted by $\mathbf{T}_{\mathcal{M}}$ in [Fan21]) from degree trees to bipartite planar maps are direct, their composition is also a direct bijection. Moreover, we can take a shortcut in this composition by staying with the edge labeling when working on degree trees.

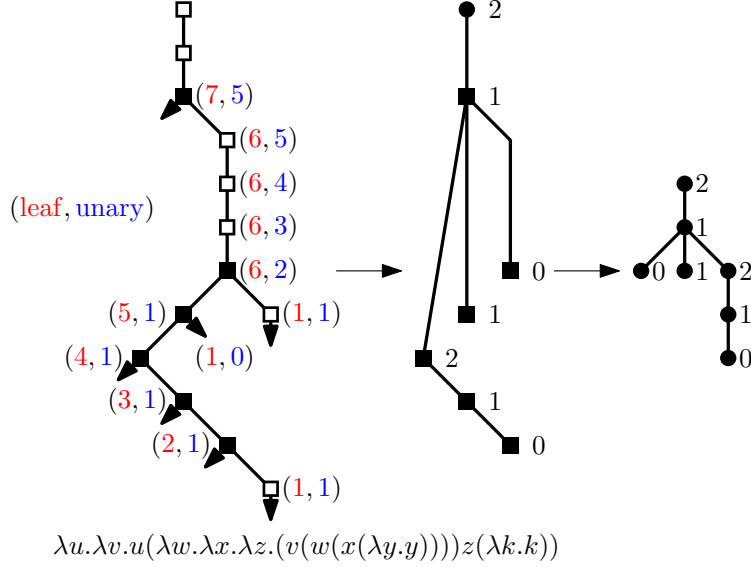


Figure 3: Example of the bijection ψ from skeletons in $\mathcal{S}^{(1)}$ to v-trees

4 Bijection from λ -terms in $\mathcal{C}^{(1)}$ and $\mathcal{C}^{(2)}$ to v-trees

In the following, we consider skeletons in $\mathcal{S}^{(1)}$ and $\mathcal{S}^{(2)}$. We start by defining a transformation ψ from these skeletons to some trees with labels on their nodes.

Definition 4.1. Given $S \in \mathcal{S}^{(1)}$, We define $\psi(S)$ to be (T, ℓ) obtained as follows:

1. We label each binary node u by $\text{leaf}(S_v) - \text{unary}(S_v)$, where v is the right child of u , and remove all leaves and unary nodes. We now obtain a binary tree S' with node labeling ℓ' .
2. We perform the classical bijection (switching left and right) from binary tree S' to plane tree T : we first add a root at the top with the label $\text{leaf}(S) - \text{unary}(S)$, then given a node u , its right child in S' is turned into its leftmost child in T , and its left child in S' into its sibling immediately to its right in T . We keep the labels of ℓ' on S' in ℓ on T .

For the reverse direction, we simply reverse all the operations above, then insert unary nodes *from bottom to top* according to labels, but *only to the right branch* of the binary nodes, in accordance with (**Normality**).

We now characterize the labeled plane trees obtained by ψ . A node-labeled tree (T, ℓ) is a *v-tree* if the following conditions hold:

- (i) Leaves of T are labeled by 0 or 1;
- (ii) Every non-root node u with children v_1, \dots, v_k satisfies $0 \leq \ell(u) \leq 1 + \sum_{i=1}^k \ell(v_i)$;
- (iii) For the root r with children v_1, \dots, v_k , we have $\ell(r) = 1 + \sum_{i=1}^k \ell(v_i)$.

The *size* of a v-tree is the number of edges in it. We denote by \mathcal{V}_n the set of v-trees of size n , and we take $\mathcal{V} = \bigcup_{n \geq 1} \mathcal{V}_n$. Furthermore, we denote by \mathcal{V}_n^+ the set of v-trees of size n *without label 0*, and we also take $\mathcal{V}^+ = \bigcup_{n \geq 1} \mathcal{V}_n^+$. We have the following characterization of $\psi(\mathcal{S}_n^{(1)})$.

Proposition 4.2. *Given a unary-binary tree S , it is in $\mathcal{S}_n^{(1)}$ if and only if $T = \psi(S)$ is a v-tree of size $n - 1$. In other words, ψ is a bijection from $\mathcal{S}_n^{(1)}$ to \mathcal{V}_{n-1} .*

Proof. The correspondence in size is clear, as $S \in \mathcal{S}_n^{(1)}$ has $n - 1$ binary nodes, which are transformed into $n - 1$ non-root nodes in T . In the following, by abuse of notation, we identify binary nodes in S and non-root nodes in T .

For the “only if” part, we first show that T satisfies (i) in the definition of v-trees. Let u be a leaf in T , then it is a binary node in S whose right sub-tree has no binary node, thus with only one leaf. By **(Connectedness)**, this sub-tree is either a leaf or a unary node with a leaf as its child, leading to a label 0 or 1 of u in T . Thus, (i) is satisfied in T . Now let u be a node in T that is not a leaf. Thus, in the right sub-tree of u in S , there is at least one binary node, and we take v_1 to be the one closest to u . With **(Connectedness)** applied to v_1 , we have $\ell(u) \geq 0$. Now, by **(Normality)**, the leftmost path from v_1 in S consists of only binary nodes v_1, v_2, \dots, v_k , which are transformed into children of u in T , except a leaf v_* at the end. Every unary node and leaf in the sub-tree of S induced by v_1 is thus either v_* or in one of the right sub-tree of some v_i . We thus have $\ell(u) \leq 1 + \sum_{i=0}^k \ell(v_i)$, with the one standing for the leaf v_* , and the inequality from the fact that we haven’t yet accounted for eventual unary nodes between u and v_1 . Therefore, T also satisfies (ii), and thus also (iii), simply because there is no unary nodes directly below the added root in T .

For the “if” part, we first need to show that the reverse direction from a v-tree (T, ℓ) to a unary-binary tree S is always feasible. The only problem that may occur is that, when we want to insert unary nodes to the right branch of a binary node u with v its right child, if $\ell(u) > \text{leaf}(S_v) - \text{unary}(S_v)$, then such insertion is impossible, as it may only decrease $\text{leaf}(S_v) - \text{unary}(S_v)$. However, this never happens, as from the construction of S and the conditions of v-trees we have $\text{leaf}(S_v) - \text{unary}(S_v) = 1 + \sum_{i=1}^k \ell(v_k) \geq \ell(u)$, where $v = v_1, \dots, v_k$ are the children of u in T , and the 1 stands for the leaf added to the left of v_k . We thus know that the reverse direction from a v-tree (T, ℓ) is feasible. Now, the unary-binary tree S we obtained is indeed in $\mathcal{S}_n^{(1)}$, as **(Linearity)** and **(Connectedness)** are ensured by the fact that labels in a v-tree are positive, and **(Normality)** is ensured by the construction for $\psi^{-1}(T)$. \square

The bijection ψ specializes naturally to skeletons in $\mathcal{S}^{(2)}$.

Proposition 4.3. *Given a unary-binary tree S , it is in $\mathcal{S}_n^{(2)}$ if and only if $T = \psi(S)$ is a v-tree of size $n - 1$ without label 0. In other words, ψ is a bijection from $\mathcal{S}_n^{(2)}$ to \mathcal{V}_{n-1}^+ .*

Proof. We only need to show that **(2-connectedness)** in S is equivalent to the absence of label 0 in T . Suppose that u is a non-root non-unary node in S , with k consecutive

unary nodes above it leading to a binary node v . By **(Normality)**, u is in the right sub-tree of v in S , meaning that $\ell(v) = \text{leaf}(S_u) - \text{unary}(S_u) - k$. We thus see that u satisfies **(2-connectedness)** if and only if $\ell(u) > 0$, and we have the equivalence. \square

Remark 3. We note that, unlike degree trees, the definition of v-tree does not distinguish left and right. Therefore, in the definition of ψ , there is no need to switch left and right when going from binary tree to plane tree. However, we keep the current definition for consistency.

Remark 4. We notice that the definition of v-trees is very close to that of $\beta(0, 1)$ -trees [CS03, CJS97], which are in bijection with bipartite maps. The only difference is that in v-trees we may have label 1 on leaves. However, a simple restriction forbidding label 1 on leaves of v-trees does not lead to λ -terms in $\mathcal{C}^{(3)}$, as the closed sub-term $\lambda x.x$ is translated to a leaf with label 0 by ψ . Motivated by v-trees, we may also generalize $\beta(a, b)$ -trees to allow extra possible labels on leaves. It is clear that the generating function of such labeled trees satisfies a functional equation with one catalytic variable, thus is algebraic [BMJ06].

5 One-corner decomposition of planar maps

The v -trees also describe a recursive decomposition of planar maps, which uses the number of vertices on the outer face (without multiplicity) as auxiliary statistics. This decomposition is inspired by a decomposition of bicubic planar maps [CS03], which is translated to a similar decomposition for bipartite maps via a bijection in [Tut63].

We denote by \mathcal{M}_n the set of planar maps with n edges, and by \mathcal{M} the set of all planar maps. For M a planar map, we denote by $\text{outv}(M)$ the number of vertices of M adjacent to the outer face. For the decomposition, we consider a family of planar maps called *one-corner components*, which are planar maps whose root corner is the only corner of the root vertex that is on the outer face. By definition, the empty map is also a one-corner component. We denote by \mathcal{U}_n the set of one-corner components with n edges, and by \mathcal{U} the set of all one-corner components. Here, the letter \mathcal{U} stands for “un”, which is “one” in French. For a one-corner component U , we denote by $\text{outv}_{\mathcal{U}}(U)$ the number of vertices of U adjacent to the outer face, *except the root vertex*.

Given a non-empty one-corner component U with root vertex v and root edge e (which may be a loop), we define $\Pi(U)$ to be the planar map obtained by deleting e and re-rooting at the corner from which the other end of e stems.

Given a planar map M , either it is empty, or it has at least one edge. In the latter case, we perform a decomposition as illustrated in Figure 4. Let u be the root vertex of M . We break M by cutting it at each corner of the root vertex u adjacent to the outer face, while duplicating u for each piece. What we get is a sequence of one-corner component with u the root vertex, starting from the root corner in the counter-clockwise direction. Then, for each one-corner component U_i , we take $M_i = \Pi(U_i)$. We thus decompose the original map into several smaller planar maps M_1, \dots, M_k , and we say that this is the *one-corner decomposition* of M .

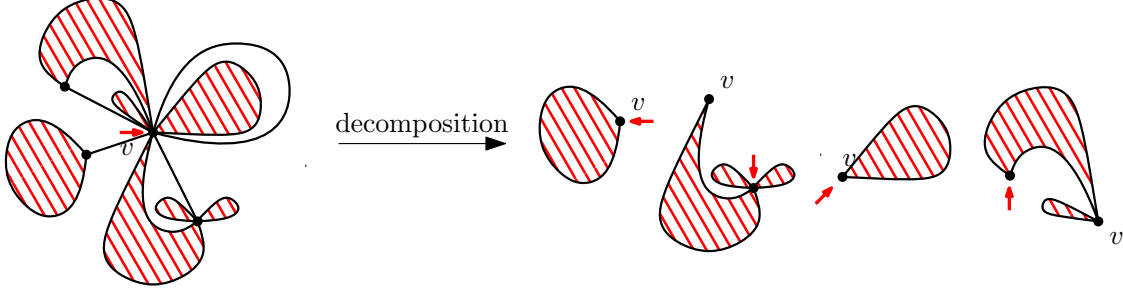


Figure 4: Illustration of one-corner decomposition of planar maps

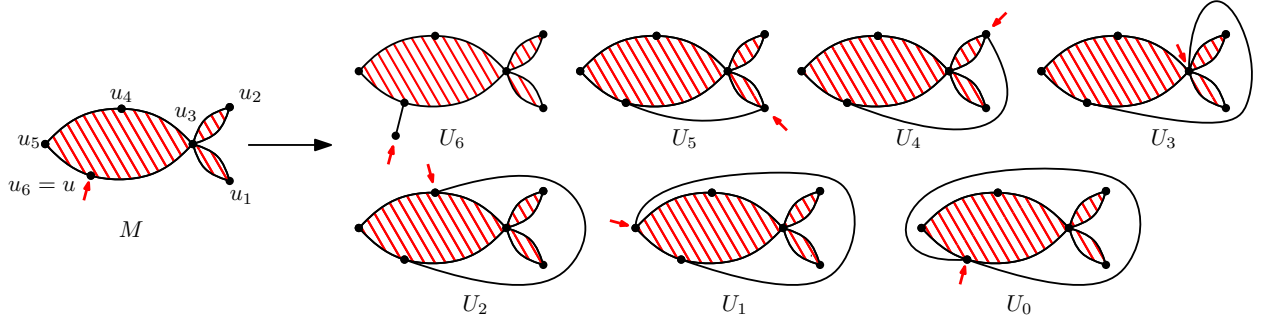


Figure 5: Example of construction of one-corner components U_i with $\Pi(U_i) = M$ for a given planar map M

To reverse the decomposition, given a planar map M , we need to know what are the one-corner components U such that $\Pi(U) = M$. We have the following result.

Proposition 5.1. *Given a planar map M with n edges and $\text{outv}(M) = k$, there are exactly $k + 1$ one-corner components U_0, U_1, \dots, U_k , each with $n - 1$ edges, such that $\Pi(U_i) = M$ and $\text{outv}_{\mathcal{U}}(U_i) = i$ for each $0 \leq i \leq k$.*

Proof. Suppose that we have $U \in \mathcal{U}$ such that $M = \Pi(U)$. It is clear from the definition of Π that U has $n - 1$ edges. The edge e of U that gets deleted in M either is a bridge or separates the outer face with another face f . When e is a bridge, we have $\text{outv}_{\mathcal{U}}(U) = k$, thus $U = U_k$ in this case. Otherwise, let u_1, \dots, u_k be the vertices of M adjacent to the outer face, ordered by their last adjacent corner in the counter-clockwise contour of the outer face starting from the root corner. It is clear that $u_k = u$. By planarity, the other end of e must be connected to some u_i . By the definition of Π , in order for $M = \Pi(U)$, the edge e must start from the root corner of M and travel counter-clockwise to a corner of u_i . Furthermore, the destination corner must be the last corner of u_i on the outer face in counter-clockwise direction, otherwise the map obtained will not be a one-corner component. In this case, U has $k - i + 1$ vertices on the outer face, namely u_i, \dots, u_k . Therefore, we have $U = U_{k-i}$. These are all the possibilities. See Figure 5 for an example of this construction. \square

Now, to recover M from its one-corner decomposition M_1, \dots, M_k , by Proposi-

tion 5.1, for each M_i , the corresponding one-corner component U_i has $\text{outv}(M) + 1$ possibilities, determined by the statistic $\text{outv}_{\mathcal{U}}(U_i)$. Gathering such statistics is sufficient to recover M . Using a similar approach to that in [CS03], we may encode a map M by decomposing it recursively using the one-corner decomposition, recording the decomposition tree and the extra statistics $\text{outv}_{\mathcal{U}}(U)$ for each one-corner component U appeared in the decomposition. We thus have the following theorem.

Theorem 5.2. *For all $n \geq 0$, there is a bijection ρ between the set \mathcal{M}_n of planar maps with n edges and the set \mathcal{V}_n of v-trees with n edges. Furthermore, for $M \in \mathcal{M}_n$, the label of the root of $\rho(M)$ is $\text{outv}(M)$.*

Proof. We construct ρ by induction on n . The case $n = 0$ is trivial. For the case $n = 1$, we have two planar maps M_{\circ}, M_{-} in \mathcal{M}_1 , where M_{\circ} is a loop and M_{-} is an edge between two vertices. We also have two v-trees $(T_0, \ell_0), (T_1, \ell_1)$ in \mathcal{V}_1 , where (T_0, ℓ_0) is the tree with one edge whose nodes are all labeled 0, while (T_1, ℓ_1) is the same tree with the nodes labeled 1. We thus take $\rho(M_{\circ}) = (T_0, \ell_0)$ and $\rho(M_{-}) = (T_1, \ell_1)$, which satisfy our claim.

Suppose that we have constructed the bijection ρ for all $n' < n$. For $M \in \mathcal{M}_n$, let v_M be its root vertex. We split M at all corners of v_M adjacent to the outer face. Let U_1, \dots, U_k be the one-corner components obtained by splitting, in counter-clockwise starting from the root corner. We have

$$\text{outv}(M) = 1 + \sum_{i=1}^k \text{outv}_{\mathcal{U}}(U_i),$$

as a vertex of M adjacent to the outer face is either v_M or in some U_i .

We now take $M_i = \Pi(U_i)$ for $1 \leq i \leq k$, and n_i the size of M_i . As Π removes exactly one edge from U_i to obtain M_i , we have $n_i \leq n - 1$ and $n_1 + \dots + n_k = n - k$. By induction hypothesis, $\rho(M_i)$ has been constructed. Let v_i be the root of $\rho(M_i)$. To construct $\rho(M) = (T, \ell)$, we put the trees $\rho(M_1), \dots, \rho(M_k)$ from left to right, then put a new vertex v as the root, making v_1, \dots, v_k children of v . Furthermore, we keep the labels in each $\rho(M_i)$ except for v_i , where we put $\ell(v_i) = \text{outv}_{\mathcal{U}}(U_i)$. The label of v is $\text{outv}(M)$. We clearly have $\ell(v) = 1 + \sum_{i=1}^k \ell(v_i)$ as shown above. Moreover, we have $0 \leq \ell(v_i) \leq \text{outv}(M_i)$, where $\text{outv}(M_i)$ is the root label of v_i in $\rho(M_i)$. We thus check that all the conditions of v-tree are satisfied by $\rho(M)$ constructed here.

To show that ρ is indeed a bijection for the case n , we now show that, given a v-tree $(T, \ell) \in \mathcal{V}_n$, we can construct a unique $M \in \mathcal{M}_n$ such that $\rho(M) = (T, \ell)$. Let v_1, \dots, v_k be the children of the root of T and T_1, \dots, T_k the sub-trees of T rooted at v_1, \dots, v_k respectively. For each T_i , we construct the labeling ℓ_i that agrees with ℓ except for v_i , and we take $\ell_i(v_i)$ to be one plus the sum of the labels of its children. It is clear that (T_i, ℓ_i) is a v-tree of size strictly smaller than n . By induction hypothesis, there is a unique planar map M_i such that $\rho(M_i) = (T_i, \ell_i)$ and $\ell_i(v_i) = \text{outv}(M_i)$. We then construct the one-corner component U_i with $\text{outv}_{\mathcal{U}}(U_i) = \ell(v_i)$. As $0 \leq \ell(v_i) \leq \ell_i(v_i) = \text{outv}(M_i)$, by Proposition 5.1, such U_i always exists. We then glue the marked corner of each U_i to a new vertex v_M , from U_1 to U_k in counter-clockwise

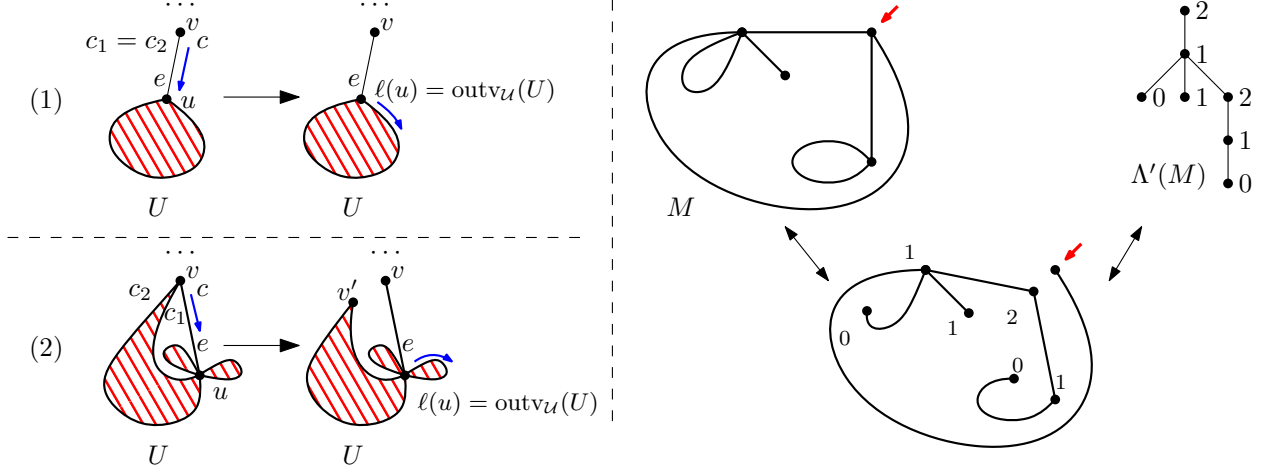


Figure 6: Definition and example of the direct bijection ρ'

order, to obtain a planar map M with the corner between U_1 and U_k (or the marked corner of U_1 when $k = 1$) being the root corner. It is clear from construction that $\rho(M) = (T, \ell)$. The uniqueness of M is given by the uniqueness of each U_i ensured by Proposition 5.1. We thus conclude the induction. \square

By the proof of Theorem 5.2, the v -tree $\rho(M)$ of a planar map M is in fact the recursive decomposition tree of M under the one-corner decomposition. The bijection ρ is recursively defined in Theorem 5.2, which is less satisfying than a direct bijection. We now define a direct version of ρ using an exploration procedure of planar maps, in the vein of [FPR17, Fan18, Fan21].

Given a planar map M , we put the label $\text{outv}(M)$ on its root vertex, and then start a contour walk in the clockwise direction from the root corner. When we walk along an edge already visited, we do nothing. Suppose that we are at a corner c and is about to walk along a new edge e starting from v to w . We find the corner c_1 of v on the other side of e and the next corner c_2 in clockwise direction of v that is adjacent to the outer face. The part of M between c and c_2 is a one-corner component U . We put the label $\text{outv}_U(U)$ on w . Now we have two cases, as illustrated on the left part of Figure 6:

1. If $c_1 = c_2$, then e is a bridge, and we do nothing.
2. If $c_1 \neq c_2$, then e separates the outer face with an inner face. In this case, we detach the part M' of M between c_1 and c_2 while duplicating the vertex v .

In both cases, planarity and size are conserved. After the whole walk, we obtain a planar map with labels on its vertices, denoted by $\rho'(M)$. The right part of Figure 6 gives an example of the construction of $\rho'(M)$. It is in fact always a tree rooted at the original root corner of M , as every inner face will be eventually “opened up” in the second case above. The following theorem shows that ρ' is exactly ρ .

Theorem 5.3. *For all $n \geq 0$ and $M \in \mathcal{M}_n$, we have $\rho(M) = \rho'(M)$.*

Proof. We proceed by induction on n . The cases $n = 0, 1$ are trivial. Suppose that our claim holds for any $n' < n$. Given $M \in \mathcal{M}_n$, let v_M be its root vertex, and U_1, \dots, U_k the one-corner components obtained by splitting v_M by all its corners adjacent to the outer face, counter-clockwise ordered, starting from the root corner. Let $M_i = \Pi(U_i)$ for $1 \leq i \leq k$. From the construction of $\rho'(M)$, we see that the exploration starts by U_k , and the first edge e it visits becomes a bridge linking v_M to the root corner of M_k at some vertex v_k , with the size of M_k strictly smaller than n . By induction hypothesis, the remaining part of the visit will convert M_k into $\rho(M_k)$, rooted at v_k , with v_k labeled by $\text{outv}_{\mathcal{U}}(U_k)$. The same applies to all the remaining components from U_{k-1} to U_1 . What we obtain is thus $\rho'(M) = (T, \ell)$, with T rooted at v_M , with sub-trees $\rho(M_1), \dots, \rho(M_k)$ from left to right, except that the root v_i of $\rho(M_i)$ is labeled by $\ell(v_i) = \text{outv}_{\mathcal{U}}(U_i)$. The root v_M is labeled by $\ell(v_M) = \text{outv}(M)$, which is equal to $1 + \sum_{i=1}^k \text{outv}_{\mathcal{U}}(U_i) = 1 + \sum_{i=1}^k \ell(v_i)$. By the construction of $\rho(M)$ in the proof of Theorem 5.2, we have $\rho'(M) = \rho(M)$, thus concluding the induction. \square

Proof of Theorem 0.3. As we may replace λ -terms in $\mathcal{C}^{(1)}$ with their skeletons in $\mathcal{S}^{(1)}$, the bijection is given by $\psi \circ \rho$. The first part is a consequence of Proposition 4.2 and Theorem 5.2. For the second part, we notice that a loop in a planar map M leads to a one-corner component U with $\text{outv}_{\mathcal{U}}(U) = 0$ in the recursive construction of $\rho(M)$, giving a label 0 to some node. Conversely, any one-corner component U with $\text{outv}_{\mathcal{U}}(U) = 0$ must contain a loop. Therefore, loopless planar maps are exactly the planar maps that are mapped to \mathcal{V}^+ by ρ . We thus conclude by Proposition 4.3. \square

Remark 5. Zeilberger and Giorgetti has given a bijection between planar maps and planar linear normal λ -terms in [ZG15], using the Tutte decomposition [Tut63]. Furthermore, Zeilberger also showed in [Zei16] that the same bijection sends terms that are also unitless to bridgeless planar maps, which are the duals of loopless planar maps. We have checked that our bijection is different from the one in [ZG15], even after taking the dual. This is to be expected, as we use a different recursive decomposition. However, as there are many different conventions we may take when defining our bijections, we cannot exclude the possibility that some special choices would recover the bijection in [ZG15].

Remark 6. Using the one-corner decomposition, we may write down a functional equation with one catalytic variable for the generating function of planar maps. We may even refine the enumeration with infinitely many variables q_1, q_2, \dots , where q_k marks the number of faces with k adjacent vertices, a similar approach to that of (1). A new functional equation can be written, using the approach of [CF16]. However, face degrees in bipartite maps enjoy an algebraic interpretation in the symmetric group (see, e.g., [CF16]), which lends important structure in related refined enumeration, while the number of vertices adjacent to each face does not. Thus, the functional equation of the refined generating function with $(q_k)_{k \geq 1}$ may not be easy to solve, and its solution may not be nice.

References

- [BDFG04] J. Bouttier, P. Di Francesco, and E. Guitter. Planar maps as labeled mobiles. *Electron. J. Combin.*, 11(1):Research Paper 69, 27, 2004.
- [BGGJ13] O. Bodini, D. Gardy, B. Gittenberger, and A. Jacquot. Enumeration of generalized bci lambda-terms. *Electron. J. Combin.*, 20(4):P30, 2013.
- [BGJ13] O. Bodini, D. Gardy, and A. Jacquot. Asymptotics and random sampling for BCI and BCK lambda terms. *Theoret. Comput. Sci.*, 502:227–238, 2013.
- [BMJ06] M. Bousquet-Mélou and A. Jehanne. Polynomial equations with one catalytic variable, algebraic series and map enumeration. *J. Combin. Theory Ser. B*, 96(5):623–672, 2006.
- [BMS00] M. Bousquet-Mélou and G. Schaeffer. Enumeration of planar constellations. *Adv. in Appl. Math.*, 24(4):337–368, 2000.
- [BSZ21] O. Bodini, A. Singh, and N. Zeilberger. Asymptotic distribution of parameters in trivalent maps and linear lambda terms. arXiv:2106.08291 [math.CO], 2021.
- [CF16] G. Chapuy and W. Fang. Generating functions of bipartite maps on orientable surfaces. *Electron. J. Combin.*, 23(3):P3.31, 2016.
- [CJS97] R. Cori, B. Jacquard, and G. Schaeffer. Description trees for some families of planar maps. In *Proceedings of the 9th conference on formal power series and algebraic combinatorics*, 1997.
- [CS03] R. Cori and G. Schaeffer. Description trees and Tutte formulas. *Theoret. Comput. Sci.*, 292(1):165–183, 2003. Selected papers in honor of Jean Berstel.
- [CYZ19] J. Courtiel, K. Yeats, and N. Zeilberger. Connected chord diagrams and bridgeless maps. *Electron. J. Combin.*, 2019.
- [Fan18] W. Fang. Planar triangulations, bridgeless planar maps and Tamari intervals. *European J. Combin.*, 70:75–91, 2018.
- [Fan21] W. Fang. Bijective link between Chapoton’s new intervals and bipartite planar maps. *European J. Combin.*, 97:Article 103382, 2021.
- [FPR17] W. Fang and L.-F. Prévile-Ratelle. The enumeration of generalized Tamari intervals. *European J. Combin.*, 61:69–84, 2017.
- [GY20] K. Grygiel and G.-R. Yu. In search of a bijection between β -normal 3-indecomposable planar lambda terms and $\beta(0,1)$ -trees. Talk in the 15th workshop of Computational Logic and Applications (CLA 2020), https://cla.tcs.uj.edu.pl/pdfs/CLA_slides_Grygiel-Yu.pdf, 2020.
- [Lis99] V. A. Liskovets. A pattern of asymptotic vertex valency distributions in planar maps. *J. Combin. Theory Ser. B*, 75:116–133, 1999.
- [Tut63] W. T. Tutte. A census of planar maps. *Canad. J. Math.*, 15:249–271, 1963.

- [Zei16] N. Zeilberger. Linear lambda terms as invariants of rooted trivalent maps. *J. Funct. Program.*, 26, 2016.
- [Zei18] N. Zeilberger. A theory of linear typings as flows on 3-valent graphs. In *Proceedings of the 33rd Annual ACM/IEEE Symposium on Logic in Computer Science*, pages 919–928, 2018.
- [ZG15] N Zeilberger and A. Giorgetti. A correspondence between rooted planar maps and normal planar lambda terms. *Log. Methods Comput. Sci.*, 11(3):1–39, 2015.
- [ZR19] N. Zeilberger and J. Reed. Some topological properties of planar lambda terms. Talk in the 14th workshop of Computational Logic and Applications (CLA 2019), <https://cla.tcs.uj.edu.pl/history/2019/slides/Zeilberger.pdf>, 2019.