

TESS Transit Timing of Hundreds of Hot Jupiters

EKATERINA S. IVSHINA¹ AND JOSHUA N. WINN²

¹*Department of Mathematics, Princeton University, Princeton, NJ 08544, USA*

²*Department of Astrophysical Sciences, Princeton University, Princeton, NJ 08540, USA*

(Accepted February 2, 2022)

Submitted to The Astrophysical Journal Supplement Series

ABSTRACT

We provide a database of transit times and updated ephemerides for 382 planets based on data from the NASA Transiting Exoplanet Survey Satellite (TESS) and previously reported transit times which were scraped from the literature in a semi-automated fashion. In total, our database contains 8,667 transit timing measurements for 382 systems. About 240 planets in the catalog are hot Jupiters (i.e. planets with mass $>0.3 M_{\text{Jup}}$ and period <10 days) that have been observed by TESS. The new ephemerides are useful for scheduling follow-up observations and searching for long-term period changes. WASP-12 remains the only system for which a period change is securely detected. We remark on other cases of interest, such as a few systems with suggestive (but not yet convincing) evidence for period changes, and the detection of a second transiting planet in the NGTS-11 system. The compilation of light curves, transit times, ephemerides, and timing residuals are made available online, along with the Python code that generated them (visit <https://transit-timing.github.io>).

Keywords: exoplanets, hot Jupiters, transit timing

1. INTRODUCTION

Transiting hot Jupiters are the most intensively studied category of exoplanets. Photometric and spectroscopic observations of transits provide information about the planet’s size, mass, orbit, and atmosphere. Because many of the follow-up observations are time-critical, observers need the ability to predict future transit times reliably and precisely. This is especially important when observations need to be scheduled with expensive and oversubscribed facilities such as NASA’s *James Webb Space Telescope*. The uncertainty in transit-time predictions grows approximately in proportion to the time elapsed since the last observation. Thus, the easiest way to improve our ability to predict future transits is to measure new transit times, a process known as “refreshing the ephemerides.”

Long-term transit timing of hot Jupiters might also lead to the detection of interesting physical effects, such as planetary mass loss (Valsecchi et al. 2015; Jackson et al. 2016); tidal orbital decay (see, e.g., Maciejewski et al. 2013a; Patra et al.

2020; Yee et al. 2019) and other forms of spin-orbit coupling (Lanza 2020); orbital precession due to a companion planet (Miralda-Escude 2002), the planet’s tidal deformation (Wolf & Ragozzine 2009), general relativity (Jordán & Bakos 2008; Pál & Kocsis 2008); and forces from wide-orbiting companions (Bouma et al. 2019). Short-timescale transit timing variations can signal the presence of nearby planets (Holman & Murray 2005; Agol et al. 2005), although these are rarely detected for hot Jupiters (Steffen et al. 2012).

The NASA *Transiting Exoplanet Survey Satellite* (TESS; Ricker et al. 2014) offers an opportunity to measure new and precise transit times for essentially all of the known hot Jupiters orbiting stars brighter than about 13th magnitude. We have taken this opportunity to create a transit time database for 278 planets that have been observed during the first few years of the TESS mission. These planets are mainly hot Jupiters, though we also selected other types of planets for which we expected the signal-to-noise ratio of TESS observations to be high. We also searched the literature for all previously reported transit times to allow for improvement in the orbital ephemerides; in this step we included an additional 104 planets that are well-suited for TESS observations but for which TESS data are not yet available.

The paper is organized as follows. Section 2 describes our target selection. Section 3 describes our largely automated analysis of TESS data. Section 4 explains how we assembled lists of transit times drawn from the literature. Section 5 describes the process we used to refine the transit ephemerides and search for transit timing variations. Section 6 discusses systems of special interest. Section 7 summarizes the results.

2. SAMPLE SELECTION

One of the most comprehensive and carefully curated catalogs of transiting planet properties is TEPcat, which is maintained by John Southworth.¹ For each system in TEPcat, we estimated the signal-to-noise ratio (SNR) with which TESS would be able to detect a single transit. The noise estimates were based on the charts provided in the TESS Data Release Notes showing the Combined Differential Photometric Precision on one-hour timescales (CDPP₁) as a function of apparent magnitude in the TESS bandpass. For each system, we looked up the TESS apparent magnitude and the corresponding value of CDPP₁, and calculated

$$\text{SNR} = \frac{(R_p/R_\star)^2}{\text{CDPP}_1/\sqrt{T_{\text{hr}}}}, \quad (1)$$

where R_p and R_\star are the planetary and stellar radii, respectively, and T_{hr} is the total transit duration in hours.

We identified 421 systems for which $\text{SNR} > 25$. We decided to exclude the 102 systems in this list that involved brown dwarfs or for which no improvement was possible because the transits were first discovered using TESS data. We also decided to include all of the transiting planets detected in the HAT, WASP, CoRoT, NGTS, and Qatar surveys regardless of SNR, which led to the addition of 62 systems with $\text{SNR} < 25$. Thus, our sample consists mainly of hot Jupiters (mass $> 0.3 M_{\text{Jup}}$ and period < 10 days), although it also includes some smaller and wider-orbiting planets for which TESS data are expected to be useful. The final list of 381 planetary systems with 382 planets is provided in Table 1. Figure 1 displays the distribution of their transit depths, orbital periods, and apparent magnitudes. Naturally, almost all of the systems are short-period giant planets around bright stars.

3. TESS DATA ANALYSIS

TESS data were available for 278 of the selected systems as of November 2021, the somewhat arbitrary cutoff date for this project. We wrote an automated data-reduction code to download the TESS data and process the light curves. We used routines from the LIGHTKURVE Python package (Lightkurve Collaboration et al. 2018) to download any avail-

able light curves. Whenever possible, we used the PDC-MAP version of the light curves prepared by the Science Processing Operations Center (Jenkins et al. 2016). When these were not available, we used the light curves from the MIT Quick-Look Pipeline (Huang 2020). We used light curves with 2-minute time sampling (“cadence”) whenever possible. Otherwise, we used the data with 30-minute cadence. The only exceptions were HATS-42 (Sector 33, 34), HATS-61 (Sector 31), HATS-70 (Sector 33, 34), WASP-182 (Sector 27), WASP-143 (Sector 35), HATS-38 (Sector 35), HATS-55 (Sector 34), HATS-64 (Sector 35), KELT-19 (Sector 33), WASP-110 (Sector 27), HATS-32 (Sector 29), WASP-160 (Sector 33), HAT-P-64 (Sector 32), for which we used the data with a 10-minute cadence, a relatively new mode of data collection for TESS. In Table 2, we specify the TESS data that we processed for each target, indicating the source and cadence of the light curves as well as the TESS sector number.

For each system, and for each sector of TESS data, we identified the time intervals centered on predicted transit times and spanning four full transit durations. Initially, the predicted transit times were not always accurate and the intervals were not well centered on the transit mid-points, because of the accumulated uncertainty in the published ephemerides. After performing the first iteration of our entire analysis and refreshing the ephemerides, we repeated everything with the updated predictions for the transit times, to ensure that the intervals in this step were centered on the transits.

We counted the number of available data points during each interval. If it was smaller than 75% of the expected number based on the transit duration and the nominal cadence (2, 10, or 30 min), we omitted the interval from further consideration. This removed transits for which there were significant gaps in the time coverage due to observing interruptions or other problems. Figure 2 shows WASP-12 as an illustrative example. The groups of red points are the transit intervals.

To remove photometric trends on timescales longer than the transit duration, whether due to stellar variability or instrumental systematics, we fitted a polynomial to the data in each transit interval that were obtained outside of the transit. The degree of the polynomial was either 1, 2, or 3, with the decision based on minimizing the Bayesian Information Criterion (BIC; Schwarz 1978), $BIC = \chi^2 + k \log n$, where k is the number of free parameters, and n is the number of data points. In most cases, a linear model (degree 1) was selected. We then “rectified” the data for each transit interval by dividing the flux time series by the polynomial function that had been fitted to the out-of-transit data.

Next, we phase-folded the light curve, initially using the orbital period from TEPcat, and subsequently using the updated orbital period from the first iteration of our analysis.

¹ <https://www.astro.keele.ac.uk/jkt/tepcat/>; Southworth (2011)

System	TIC	TESS magnitude	SNR
CoRoT-01	36352297	13.05	31.66
CoRoT-02	391958006	11.67	111.23

Table 1. Target List.

NOTE—Only a portion of this table is shown here to demonstrate its form and content. A machine-readable version of the full table can be accessed from the electronic version of this work.

System	Source	Cadence (sec)	Sector
CoRoT-01	SPOC	120	33
CoRoT-01	SPOC	120	6

Table 2. TESS Data Processed for Each Target.

NOTE—Only a portion of this table is shown here to demonstrate its form and content. A machine-readable version of the full table can be accessed from the electronic version of this work.

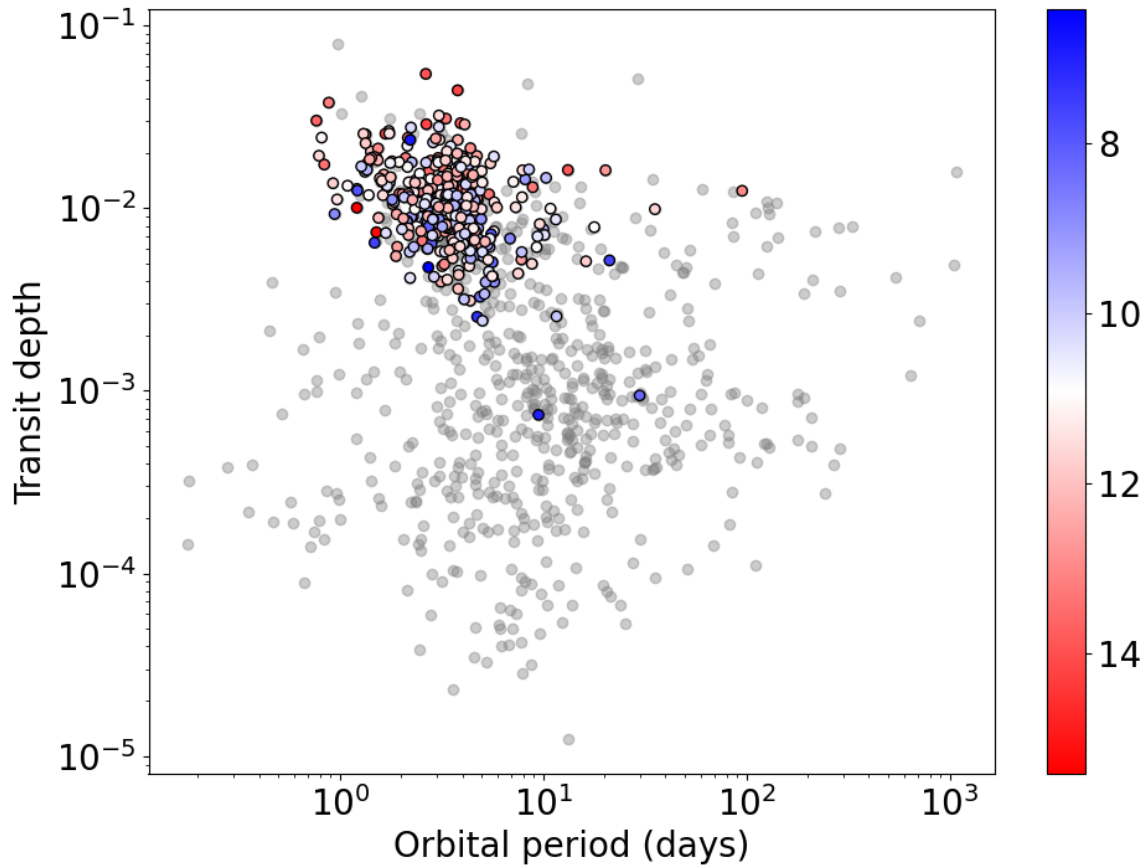


Figure 1. Transit depth and orbital period for all of the known transiting planets (gray), and the systems in our sample (colored points, with the color conveying the TESS apparent magnitude).

We fitted a [Mandel & Agol \(2002\)](#) model, for which the free parameters were the planet-to-star radius ratio R_p/R_* , the orbit-to-star radius ratio a/R_* , the impact parameter $b \equiv a \cos I/R_*$ (where I is the orbital inclination), the mid-transit time, and either one or two limb-darkening coefficients. We used the BIC to decide whether to fit a linear or quadratic limb-darkening profile; in almost all cases, a linear model was chosen. In a few cases with 30-minute sampling and an especially low SNR, we used a linear law with a fixed coefficient of 0.6.

For given values of a/R_* and b , the transit timescale is proportional to the orbital period (see, e.g., Equation 19 of [Winn 2010](#)). To establish this timescale, we used the orbital period reported by TEPcat. Although our aim was to improve on the precision in the period, the uncertainty in the previously reported period was already so small as to be irrelevant for the determination of the basic transit parameters. We sought the best-fitting model parameters by minimizing the usual χ^2 statistic using the Nelder-Mead optimizer within the LMFIT Python library. To minimize the effects of occasional outliers, we removed the data points lying more than $5\text{-}\sigma$ away from the best-fitting model value, where σ is the median absolute deviation (MAD) of the residuals. We iterated this process until there were no more $5\text{-}\sigma$ outliers.

Having established good values for the parameters describing the shape of the transit light curve, we proceeded to analyze each individual transit rather than the phase-folded light curve. We held fixed the parameters R_p/R_* , a/R_* , b , and the parameter or parameters of the limb-darkening law. The only free parameters were the transit time and the coefficients of the detrending polynomial. Figure 3 illustrates the phase-folded light curve of WASP-12 along with the best-fit transit model, and Figure 4 shows the individual transits.

To identify and reject transits for which the data quality was unusually poor, we calculated the MAD of the photometric data for each transit as well as the MAD of all the photometric data for multiple transits that were observed in a given sector. If a particular transit had MAD greater than 1.5 times the overall MAD, we omitted the transit from further consideration. (This test was only performed when three or more transits were observed per sector.) If any transits were rejected in this step, we reconstructed the phase-folded light curve, rederived the geometric transit parameters and refitted the individual transits.

We employed a Markov Chain Monte Carlo (MCMC) method to estimate the transit times and their uncertainties. The transition distribution was proportional to $\exp(-\chi^2/2)$ with

$$\chi^2 = \sum_{i=1}^N \left(\frac{f_{\text{obs},i} - f_{\text{calc},i}}{\sigma_i} \right)^2, \quad (2)$$

where $f_{\text{obs},i}$ is the observed flux at time t_i , $f_{\text{calc},i}$ is the calculated flux at time t_i , and σ_i is the standard deviation of the out-of-transit data.

The 30-minute data were handled separately. When fitting models to the 30-minute data, we computed the model with 2-minute sampling and averaged the model into 30-minute bins before comparing the model with the data. We noticed that the 30-minute data produced by the QLP tended to have higher levels of systematic effects, including occasional bursts of apparent flux variability of unknown origin. We visually identified about 10 cases in which these systematic effects occurred during transits, and omitted these cases from our subsequent analysis. In a few other cases, the SNR of the TESS transit detections proved to be too low for reliable transit timing; these, too, were omitted from further consideration. In particular, we omitted K2-237 (Sector 12), MASCARA-4 (Sector 10, 11), KPS-1 (Sector 14), and WASP-8 (Sector 29) light curves from our analysis.

4. LITERATURE SEARCH

A semi-automated procedure was used to search the extensive literature on transiting planets to find all the previously reported times for all the systems in our sample. First, we queried the NASA Astrophysics Data System database by Object for each planet in our sample. We downloaded the .bib file associated with the search result, which is a text file that includes citation information for all of the papers that refer to the object in question. Some targets have alternative names; we tried using all the names known to us. We extracted the arXiv ID of each paper from the ‘‘eprint’’ entries in the .bib file.

The next step was to download the .tex file containing the body of text for each paper. We constructed the URL of the arXiv version of the paper by concatenating <https://arxiv.org/e-print/> and the arXiv ID (1911.09131, for example). We used the REQUESTS Python library to download the .tex files. Afterwards, we used the TARFILE Python library to expand the tar packages that arrived from arXiv. Usually, in addition to the main .tex file, each package included supplementary materials (such as tables of transit times). There were only a few cases of papers for which there was no arXiv version; these were handled separately by downloading the published papers.

After the .tex files had been downloaded, our code searched the source files and noted all cases in which (i) the name of the target appears at least once, and (ii) at least one number appears that is greater than 2,000,000 (allowing for the possible presence of commas), which is plausibly a timestamp expressed as a Julian Date. For these cases, we used the arXiv Python library to download the PDF versions of the manuscripts. In some papers, transit times were reported as an abbreviated Julian Date, such as JD - 2,400,000. Our

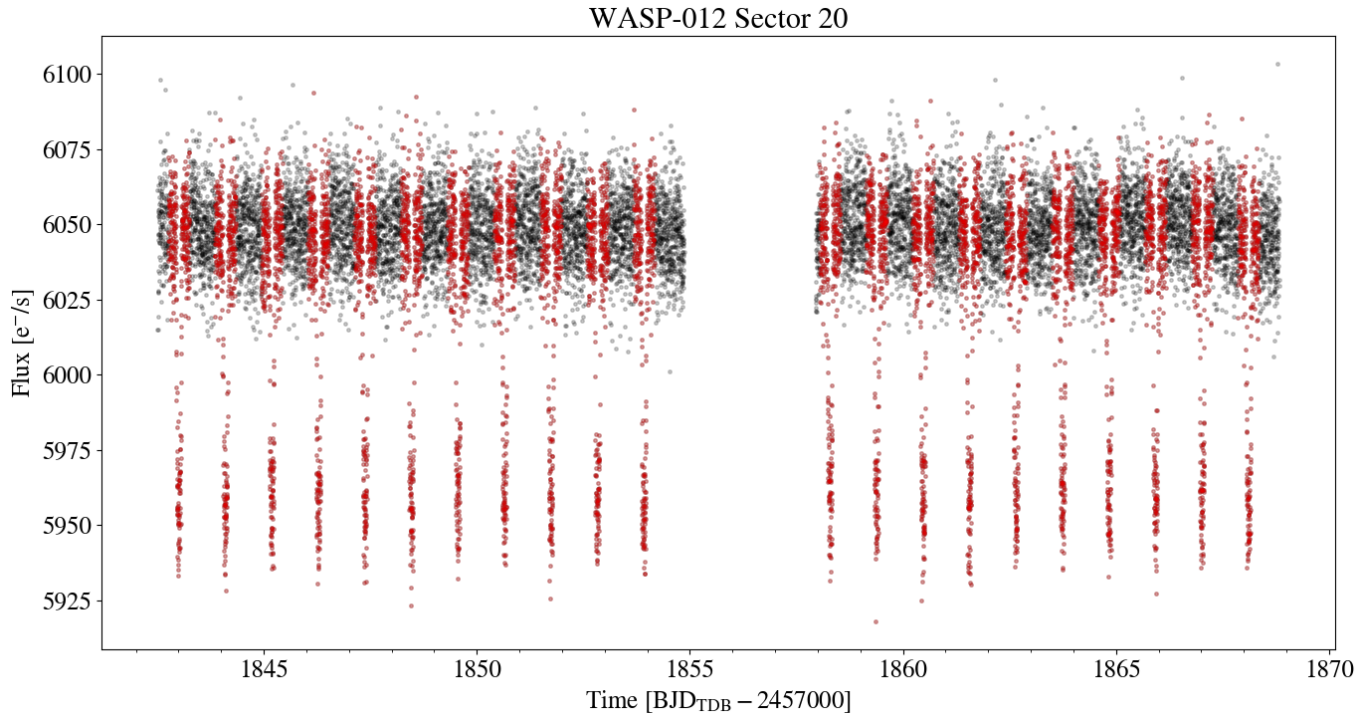


Figure 2. TESS light curve of WASP-12b. The groups of red points are the transit intervals, which are centered on the predicted transit times and extend for 4 transit durations.

automated procedure captured these cases as long as the constant that was subtracted was mentioned somewhere in the paper and was greater than 2,000,000. Any papers that did not report the offset might have been missed, although we expect such cases to be rare based on our manual investigation of cases of special interest and our experience with the literature.

At this stage, we needed to inspect the manuscripts to collect all of the transit times pertaining to the object in question, and exert judgment over whether the times had been measured well and reported clearly. We did not attempt to automate this step because of a host of practical issues, among them the need to establish whether the time system was HJD_{UTC} , BJD_{TDB} , or something else. The basic rules we used at this stage were:

- When necessary, we converted the reported times to the BJD_{TDB} system using the time utilities code of Eastman et al. (2010). Whenever the time system was reported as HJD without further specification, we assumed the time system was HJD_{UTC} and converted the time accordingly. When the label was BJD without further specification, we assumed the time system was BJD_{TDB} .
- When the reported uncertainties were asymmetric, with different upper and lower error bars, for simplic-

ity we adopted the larger error bar and assumed the uncertainty is symmetric.

- In some cases, the only reported transit times were based on fitting data from multiple transits and assuming a constant orbital period. While not ideal for our purposes, we did include these transit times in our compilation and identified them as such in Table 4.

For 57 out of the 382 planets in our sample, no TESS data were available and there were no transit times in the literature beyond the ephemeris from the paper reporting the discovery of the object. Obviously, we were not able to improve on our knowledge of these systems, but for completeness we still included them in Table 4, reproducing the ephemerides provided by TEPCat.

We considered using additional transit times from the Exoplanet Transit Database, which compiles data from both professional and amateur astronomers, though we ultimately decided to use only the transit times reported in the professional literature.

Table 4 provides 8,667 transit times for 382 planets, based on new TESS observations as well as data from about 500 papers in the literature. For completeness, this table includes the cases for which only TESS data are available, for which only earlier data are available, and for which both types of data are available. Figure 5 shows the distribution of the

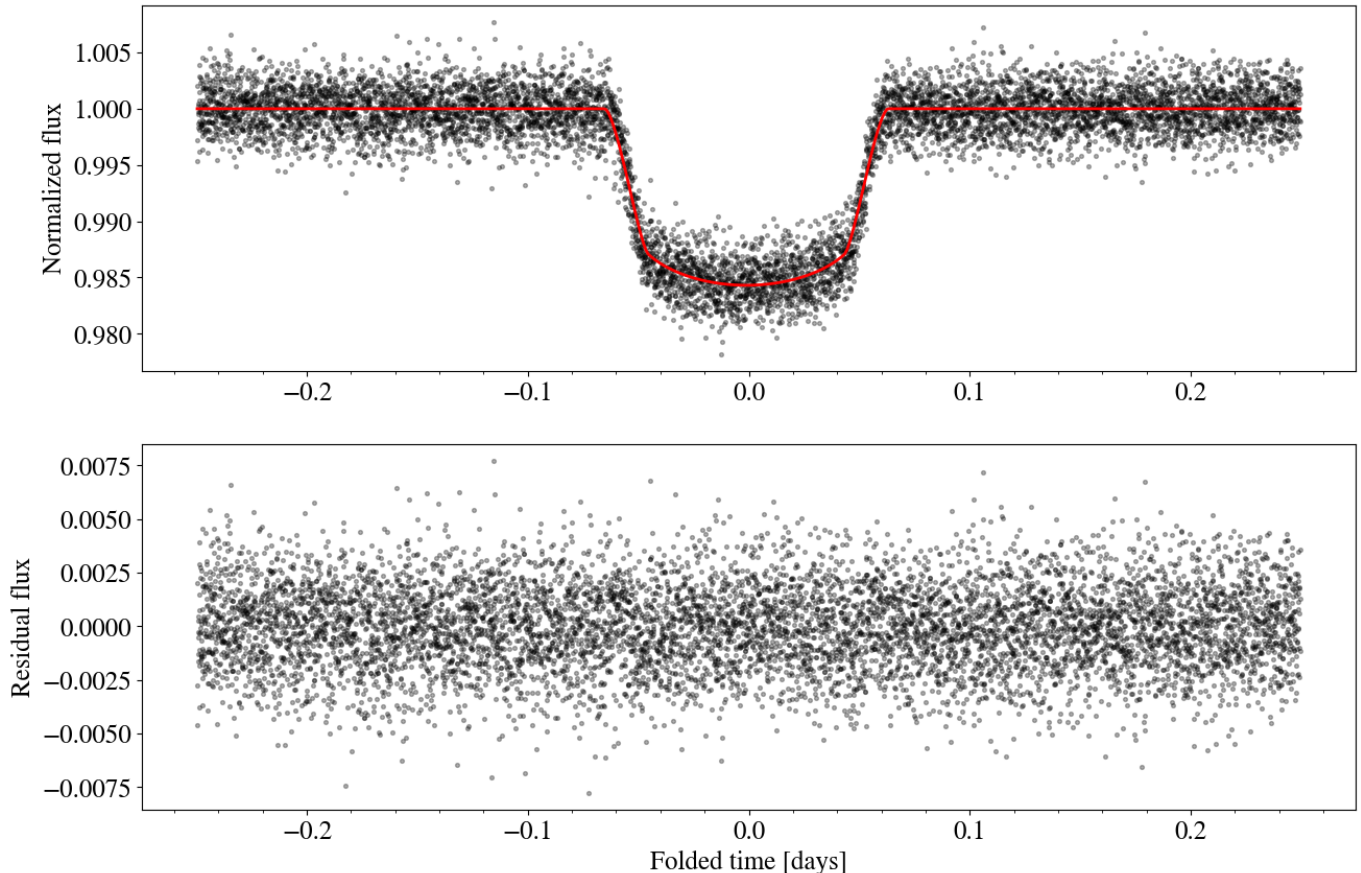


Figure 3. Folded light curve of WASP-12b.

number of transit times available for a given system. The median number of transit times per planet is 16.

5. TRANSIT TIMING ANALYSIS

5.1. TESS transit times

First, we considered only the TESS transit times. For each system with TESS data, we used least-squares linear regression to fit a constant-period model to the TESS transit times:

$$T_n = T_0 + nP, \quad (3)$$

where P is the period and n is the number of transits that have occurred since a designated reference transit. To reduce the covariance between the fitted values of T_0 and P , we chose the reference transit to be the observed transit closest to the median time of all the observed transits.

Assuming the model is correct and that the deviations between the data and the model are independently and normally distributed zero-mean random variables with variance σ_i^2 , the χ^2 statistic should be distributed as

$$f(\chi^2) = \frac{(\chi^2)^{N_{\text{dof}}/2-1}}{2^{N_{\text{dof}}/2} \Gamma(N_{\text{dof}}/2)} \exp(-\chi^2/2), \quad (4)$$

where N_{dof} is the number of degrees of freedom and $\Gamma(N_{\text{dof}}/2)$ is the gamma function. The χ^2 distribution has a mean of N_{dof} and a variance of $2N_{\text{dof}}$. Here, N_{dof} is the number of data points minus two. Figure 6 (left panel) shows the minimum value of χ^2 for each system as a function of the number of degrees of freedom for that system. In almost all cases, χ^2 falls between the 2.5% and 97.5% levels of the chi-square distribution. We interpret this result as evidence that most systems in our sample do not exhibit short-term transit timing variations, and as a validation of our method for assigning uncertainties.

5.2. All available transit times

We also fitted the constant-period model to the entire collection of transit times for each system, from both TESS and the literature. We had two goals: to identify systems showing evidence for period changes, and to provide values and uncertainties for T_0 and P that are appropriate for predicting future transit times.

At first, we fitted the constant-period model taking all the data and the reported uncertainties at face value, and recorded the minimum value of χ^2 . Any system for which the minimum value of χ^2 was found to exceed $N_{\text{dof}} + 3\sqrt{2N_{\text{dof}}}$ was

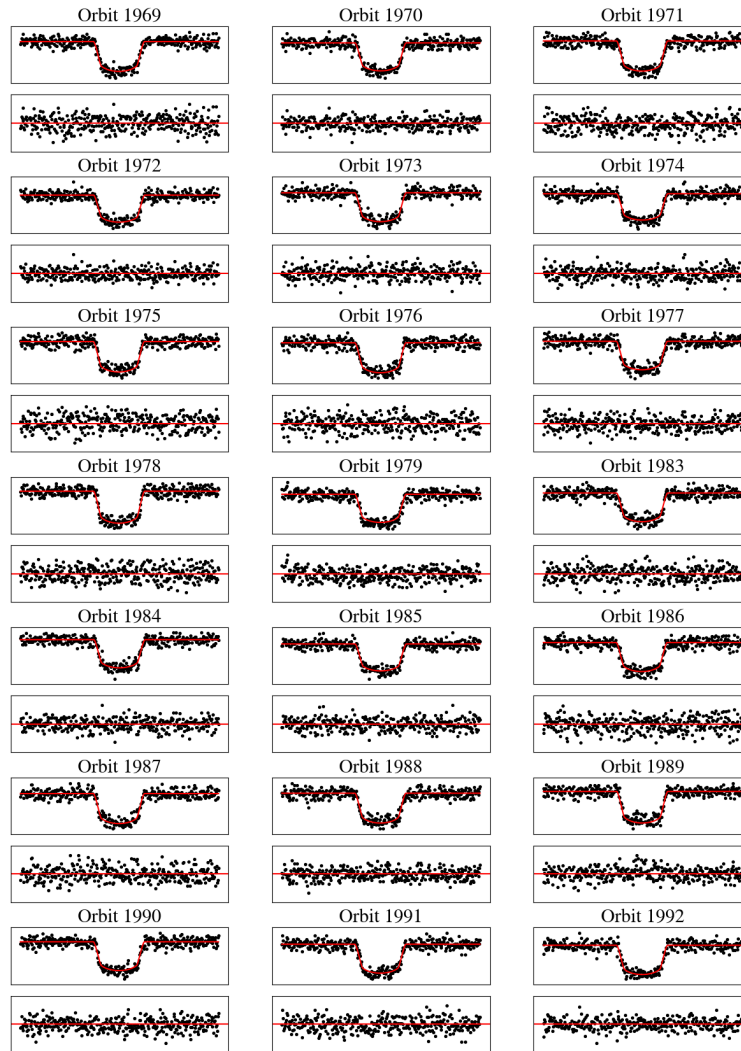


Figure 4. Individual transits of WASP-12b. The red curves are the best-fitting models.

flagged as a candidate for transit timing variations. However, there were many cases in this category for which only one or two data points deviated strongly from the best-fit model, at seemingly random epochs. Because the previously reported transit times are from heterogeneous sources and are based on data sets with highly variable quality — and likely include some outright errors in the data analysis or in our transcrip-

tion — we needed to make decisions about how to handle large outliers in the timing data.

First, to avoid missing anything obviously interesting, we visually inspected all of the timing residuals regardless of χ^2 , to look for any patterns in the residuals such as a gradual trend or an oscillation, as opposed to isolated outliers. To allow users of the database to perform similar visual inspec-

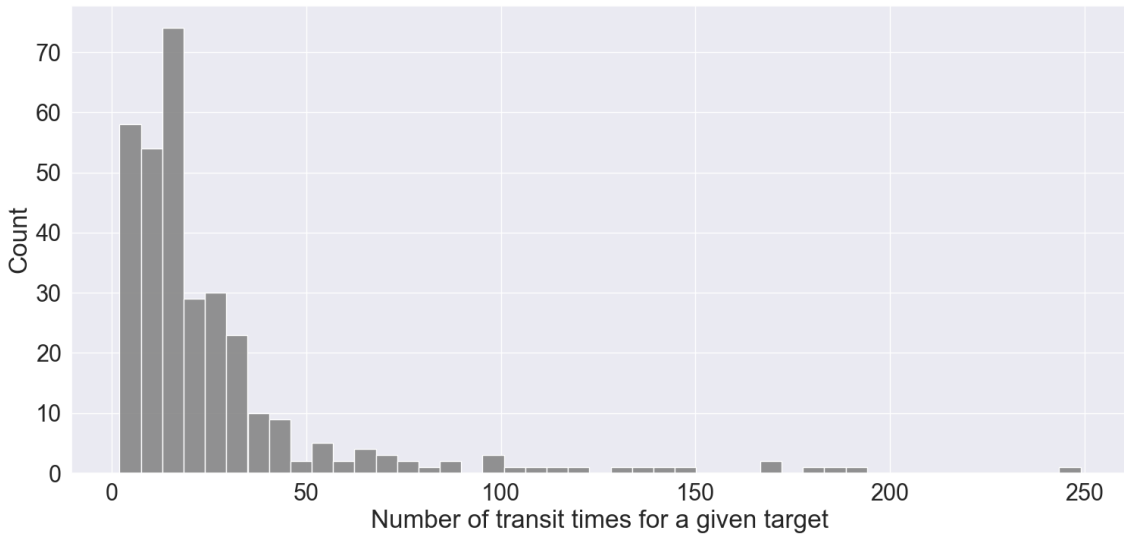


Figure 5. Histogram of the number of transit times available for a given target after sigma-clipping has been applied when fitting a linear model to timing data.

tion, we have provided online² the entire library of figures showing the light curves and the timing residuals for each system. The cases that were flagged in this step as potentially interesting are discussed below.

Next, out of a general concern about systematic errors in light-curve fitting and the neglect of time-correlated noise, we repeated the constant-period fit after imposing a minimum uncertainty in each transit time of 0.0003 days (26 seconds), and attaching zero weight to isolated $>5\text{-}\sigma$ outliers. Figure 6 (right panel) shows the resulting distribution of χ^2 versus N_{dof} . Even after these adjustments, only about three-quarters of the systems had a minimum χ^2 between the 2.5% and 97.5 % levels of the theoretical distribution, indicating that either there are genuine transit timing variations or that the uncertainties in some of the data points have been underestimated.

For the purpose of assigning realistic uncertainties to future predicted transit times, we re-fitted the data after adding another parameter σ_0 representing the level of either systematic timing errors or transit timing variations. This term was added in quadrature to the reported uncertainty for each of the transit times whenever we had $\chi^2 > N_{\text{dof}}$. The value of σ_0 for each system was determined by the condition $\chi^2 = N_{\text{dof}}$. For each target, we report the value of χ^2 obtained with $\sigma_0 = 0$, as well as the value of σ_0 that gives $\chi^2 = N_{\text{dof}}$. Table 3 gives the results.

For the 57 targets for which no TESS data were available and multiple independently-derived transit times have

not been reported in the literature, Table 3 simply reproduces the ephemerides reported in TEPcat, for the convenience of having the information for many systems in one place.

For three targets – WASP-161 b, XO-6 b, and HAT-P-19 b – there were some major outliers in the timing diagrams based on transit times reported in the literature that caused us to suspect problems with the data. After analyzing TESS data of XO-6 b, Ridden-Harper et al. (2020) have also arrived at a similar conclusion that there might be unknown timing errors in its literature data. Table 4 includes all of the available transit times, including these outliers. However, Table 3 reports ephemerides for WASP-161 b and XO-6 b derived from TESS data only. In the case of HAT-P-19 b, we excluded a single outlier ($T_0 = 2458699.53657 \pm 0.00043$ BJD_{TDB} reported in Baştürk et al. (2020)) when deriving the ephemeris.

6. CASES OF SPECIAL INTEREST

6.1. Features in light curves

Although our goal was transit timing, we also looked out for any unexpected features in the TESS light curves. For the following systems, we noticed additional fading events besides those due to the known transiting planets:

- **NGTS-11** shows four dips, all with an amplitude of about 0.3%, at TESS-JDs 1389.8, 1402.57, 2117.83, and 2130.6 (sectors 3 and 30).³ See Figures 7, 8, and

² <https://transit-timing.github.io>

³ The TESS-JD is defined as BJD minus 2,457,000.

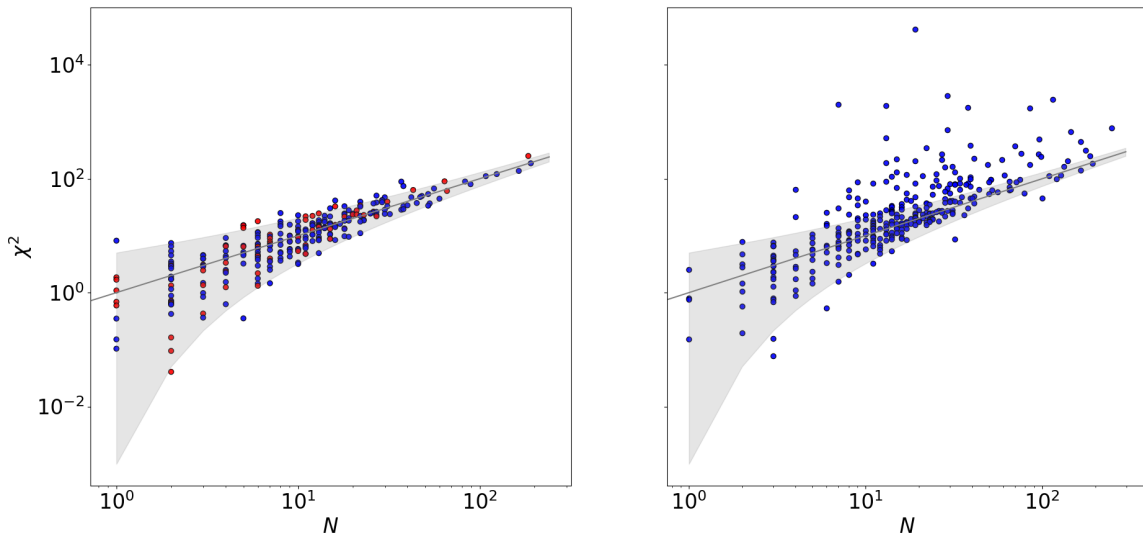


Figure 6. Distribution of χ^2 based on constant-period models fitted to the transit times of all the planets in our sample. The gray shaded area encompasses the region between the 2.5% and 97.5% levels of the chi-square distribution. (Left) Using TESS data only. Red points are cases for which at least some of the data had 30-minute sampling. (Right) Using TESS data and previously reported data from the literature.

Table 3. Ephemerides.

System	N_{data}	χ^2	σ_0	P (days)	Uncertainty (days)	T_0	Uncertainty (days)	Time system	Reference
CoRoT-01	67	63.83	0	1.508968772	8.3×10^{-8}	2456268.99119	0.00011	BJD _{TDB}	This work

NOTE— N_{data} is the number of transit times that were fitted, χ^2 is the sum of squared residuals when using the timing uncertainties reported in the literature, σ_0 is the error term that must be added in quadrature to the timing uncertainties of each of the transit times to achieve $\chi^2 = N_{\text{dof}}$, and T_0 and P are the timing parameters and uncertainties obtained by fitting the data after adding σ_0 in quadrature to the timing uncertainties of each of the transit times. Only a portion of this table is shown here to demonstrate its form and content. A machine-readable version of the full table can be accessed from the electronic version of this work.

9. These characteristics are compatible with an orbital period of 12.77 days and a planet radius of $4.7 R_{\oplus}$, assuming the stellar radius is $0.832 R_{\odot}$ (Gill et al. 2020a). The previously reported planet in this system has a period of 35.5 days and a radius of $9.2 R_{\oplus}$. After noticing these extra dips, we also saw that this object appears in the latest list of TESS Objects of Interest with the identifier TOI 1847.02.

- **HATS-25** shows a dip near TESS-JD 2315 (sector 37). We checked the TESS images for this system. The extra dip is also seen in a light curve based on seemingly blank pixels in the image. We hypothesize that the extra dip is due to a problem with the automated subtraction of a model for the background light in the image.
- **WASP-77** shows a closely spaced pair of dips between TESS-JD 2151.0 and 2151.5 (sector 37). Inspection of

the images also showed that these dips appear in light curves constructed from pixels far from the star. Thus, the dips almost certainly do not belong to WASP-77.

- The light curve of **WASP-83** shows a brightening event at TESS-JD 1590.575. A similar brightening event can be seen in the light curve of every pixel in rows 1368 and 1369. The time of the event becomes progressively later with column number. Clearly, these events are unrelated to WASP-83. Perhaps they are the effect of a moving object (such as an asteroid) that passed through the field or interfered with background subtraction.

For **KELT-9** and **MASCARA-4**, the transit signals do not have the usual mirror symmetry around the time of minimum light. This was already known from prior data (Ahlers et al. 2020a,b). The reason for the asymmetry is the combination of two properties: (i) the stars are rapidly rotating, leading

to the latitudinal variation in emergent intensity known as gravity darkening, and (ii) the planets' orbits are misaligned with respect to the stellar equator.

The TESS data for **HAT-P-11** show occasional anomalies during transits characteristic of spot crossings, when the planet moves in front of a relatively dark patch on the star's photosphere. Such anomalies were seen in profusion in the NASA Kepler data for this object by [Sanchis-Ojeda & Winn \(2011\)](#) and others.

The TESS light curves for the following systems showed rapid oscillations that are characteristic of stellar pulsations: **HAT-P-32**, **HAT-P-49**, **KELT-8**, **WASP-33**, **WASP-178**, and possibly **KELT-24** and **WASP-7**. Because we did not attempt to model or filter out these oscillations, the transit times for these systems are subject to unusually large systematic uncertainties and the reported ephemerides should be used with caution. For **WASP-178**, in particular, the oscillations are due to blending of the star with the nearby pulsating star ASASSN-V J150908.07-424254.1. We did not include TESS transit times for this target in our work.

6.2. Long-term period changes

To look for evidence of long-term period changes in each system, we fitted a model in which the period is changing at a steady rate:

$$T_n = T_0 + nP + \frac{n^2}{2P} \frac{dP}{dt}. \quad (5)$$

and flagged any cases for which dP/dt was found to be at least $3\text{-}\sigma$ away from zero. These cases are discussed in this section, along with a few other notable systems.

- **WASP-12 b** is a $1.5M_{Jup}$ planet in a 1.1-day orbit around a star that appears to be a late-F main-sequence star, but could also be a subgiant ([Hebb et al. 2009](#); [Weinberg et al. 2017](#)). The transit period is slowly decreasing with time ([Maciejewski et al. 2016a](#); [Patra et al. 2017](#)). The interval between occultations (secondary eclipses) is also decreasing with time ([Yee et al. 2019](#)). Thus, the orbit appears to be shrinking, possibly due to tidal orbital decay. TESS transit timing for this system was performed by [Turner et al. \(2021\)](#), who found $dP/dt = -32.53 \pm 1.62$ ms/yr. We found $dP/dt = -30.27 \pm 1.11$ ms/yr (see Figure 15).
- **WASP-4 b** is a $1.2M_{Jup}$ planet on a 1.3-day orbit around a G7V star ([Wilson et al. 2008](#)). The transit period was found to be decreasing in an earlier analysis of TESS data ([Bouma et al. 2019](#)). Most or all of the observed change in the transit period is due to the long-term acceleration of the star toward the Sun, probably due to the gravitational pull of a wide-orbiting companion ([Bouma et al. 2020a](#)). We found

$dP/dt = -5.81 \pm 1.58$ ms/yr (see Figure 16) which is compatible with the result reported by [Bouma et al. \(2019\)](#) and is based on an additional sector of TESS data.

- **WASP-45 b** is a $1.0M_{Jup}$ planet in a 3.1-day orbit around a K2V star ([Anderson et al. 2012](#)). The best-fit model gives $dP/dt = -262.57 \pm 28.35$ ms/yr (see Figure 10). However, the pattern of timing residuals is not obviously quadratic, and the early times show scatter far in excess of the formal uncertainties. By themselves, the TESS data show no evidence for a period change. We consider this a mediocre candidate for a period change; more data are needed.
- **CoRoT-2 b** is a $3.3M_{Jup}$ planet in a 1.7-day orbit around a G7V star ([Alonso et al. 2008](#); [Bouchy et al. 2008](#)). The star is active and rapidly rotating, with spots covering $\sim 10\%$ of its visible surface ([Guillot & Havel 2011](#)). TESS data are not yet available, but our compilation of previous measurements gave $dP/dt = -103.76 \pm 6.33$ ms/yr (see Figure 13). This, too, does not yet seem like a compelling candidate for a period change, because of the large scatter around the quadratic trend and because the starspots can cause errors in the determination of transit times.
- **TrES-1 b** is a $0.76M_{Jup}$ planet in a 3.0-day orbit around a K0V star ([Alonso et al. 2004](#)).
Including the TESS data, we found $dP/dt = -18.36 \pm 3.73$ ms/yr. Visually, the timing residuals do not show any particular pattern (see Figure 11), and as usual, the data drawn from the literature include sporadic outliers, so it is difficult to take the $3\text{-}\sigma$ detection too seriously. Still, this system might be worth further attention.
- **TrES-5 b** is a $1.8M_{Jup}$ planet in a 1.5-day orbit ([Mandushev et al. 2011](#)). Including the TESS data, we found $dP/dt = -17.47 \pm 3.79$ ms/yr. The timing residuals are shown in Figure 12. A recent study by [Maciejewski et al. \(2021\)](#) concluded that the orbital period of the planet could be varying on a long timescale. The authors found that the most likely explanation of the observations is the line-of-sight acceleration of the system's center-of-mass due to the orbital motion induced by a massive, wide-orbiting companion. This system is worth watching further.
- **WASP-161 b** is a $2.5M_{Jup}$ planet in a 5.4-day orbit around an F6V star ([Barkaoui et al. 2019](#)). The only previously reported timing data was from [Barkaoui et al. \(2019\)](#), who computed an ephemeris but did not provide individual transit times. The reference epoch

of their ephemeris was 2457416.5289 ± 0.0011 HJD, which we converted to BJD_{TDB} before including it in our timing study. However, using the TESS data alone, we would have predicted the transit referenced by Barkaoui et al. (2019) to have occurred more than an hour earlier (see Figure 14). The best-fit model has $dP/dt = -15.5 \pm 0.35$ seconds per year (not ms/yr). Because the timing residuals have a single outlier, an error in determining or reporting the transit time seems at least as plausible as a genuine timing variation of such a large amplitude.

- **WASP-99 b** is a $2.8M_{\text{Jup}}$ planet in a 5.8-day orbit around an F8V star (Hellier et al. 2014). The best-fit model has $dP/dt = -305.85 \pm 104.98$ ms/yr, but this is another case in which the literature provide only a single transit time, based on a fit to data from multiple transits and the assumption of a constant period. This makes any conclusions vulnerable to any problems with that single datum.
- **WASP-19 b** is a $1.1M_{\text{Jup}}$ planet in a 0.78-day orbit around a G8V star (Hebb et al. 2010). It is predicted to be one of the most favorable targets in the search for evidence of tidal orbital decay. The timing residuals are shown in Figure 18. The best-fit quadratic model gives $dP/dt = -3.54 \pm 1.18$ ms/yr, which just barely makes our $3\text{-}\sigma$ criterion. Ordinarily, we would not call attention to such a weak detection. However, given that it is based on voluminous and generally high-quality data, and given the prior expectation that the orbit should be decaying especially rapidly, this is most certainly a system worth watching carefully. We hope that TESS keeps revisiting this system every few years.
- **XO-3 b** is a $13M_{\text{Jup}}$ planet on a 3.2-day orbit around an F5 star, with an eccentric and misaligned orbit (Johns-Krull et al. 2008a; Hébrard et al. 2010). The period derivative for this system was found to be $dP/dt = -182.08 \pm 12.96$ ms/yr. However, the earliest timing residuals show a lot of scatter, characteristic of ground-based light curves with small telescopes (see Figure 19). Nevertheless, this system is notable because the combination of the TESS data and two transit times measured precisely with data from the *Spitzer Space Telescope* (Wong et al. 2014) appear to be incompatible with a constant period. Additional visits to this system by TESS should clarify the situation.

6.3. Short-term transit timing variations

There are only two convincing cases of short-term transit timing variations in our sample. The first case is **Kepler-448**,

an F star with a transiting $1.2R_{\text{Jup}}$ planet on an 18-day orbit, for which transit timing variations revealed an outer giant planet on an eccentric orbit (Masuda 2017). TESS has only observed a single transit, so the new data do not add much information. The second case is **WASP-148**, a G dwarf with two known planets, one of which is a transiting $0.29M_{\text{Jup}}$ planet on an 8.8-day orbit, and the other of which is a non-transiting planet with a minimum mass of $0.4M_{\text{Jup}}$ and a period of 34.5 days. The transit timing variations of the inner planet, including the TESS data, have been analyzed by Maciejewski et al. (2020).

7. SUMMARY AND DISCUSSION

By analyzing TESS data and compiling data from the literature, we improved the precision with which the orbital period is known for 246 planets (Figure 20). We hope that this database of transit times will be useful to anyone interested in observing these systems in the future, as well as anyone searching for long-term period changes, or constraining population-level properties from the incidence (or lack) of transit timing variations. Nevertheless, any automated procedure applied to hundreds of systems is bound to fumble in some cases. Users of the database are encouraged to inspect the light curves and timing residual diagrams provided online (<https://transit-timing.github.io>) before trusting the ephemerides to plan observations with expensive facilities such as the *James Webb Space Telescope*.

To facilitate future studies of this nature, we encourage astronomers to report transit times in the BJD_{TDB} time system, and to report measurements of *individual* transit times in addition to the ephemerides derived from fitting all the transit times.

After this work was nearly complete, we became aware of two other groups, Kokori et al. (2021a) and Shan et al. (2021), who have also been performing transit timing *en masse*. Since these works are not yet published, we refrained from a detailed comparison between our numerical results and theirs, but we can make some general comparisons.

Kokori et al. (2021a) reported ephemerides for 180 planets based on data from the literature as well as new photometric data collected by the ExoClock network, which is a community of amateur astronomers. This team did not utilize TESS data in their study.

Shan et al. (2021) identified 31 hot Jupiters for which an ephemeris taken from the literature failed to predict the TESS transit times to within the statistical uncertainty. This is different from our approach, which was based on analyzing all available transit times whenever possible, rather than relying on a previously reported ephemeris. Their list includes WASP-161 and WASP-99, which we discussed in Section 6. We did not consider these to be compelling cases for period changes because of the paucity of data points. Apart from

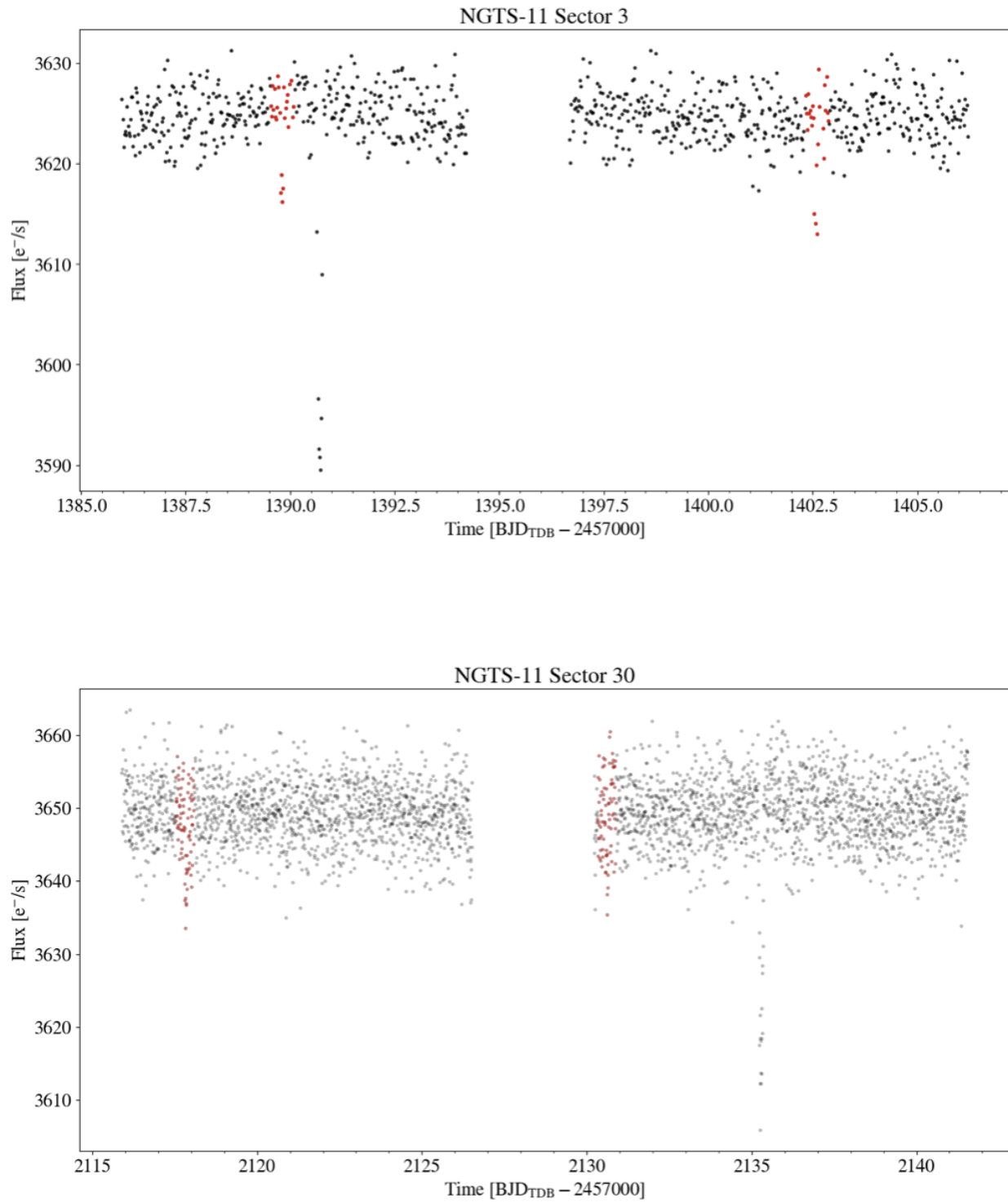


Figure 7. NGTS-11 TESS light curves. The transits of NGTS-11 c are shown in red.

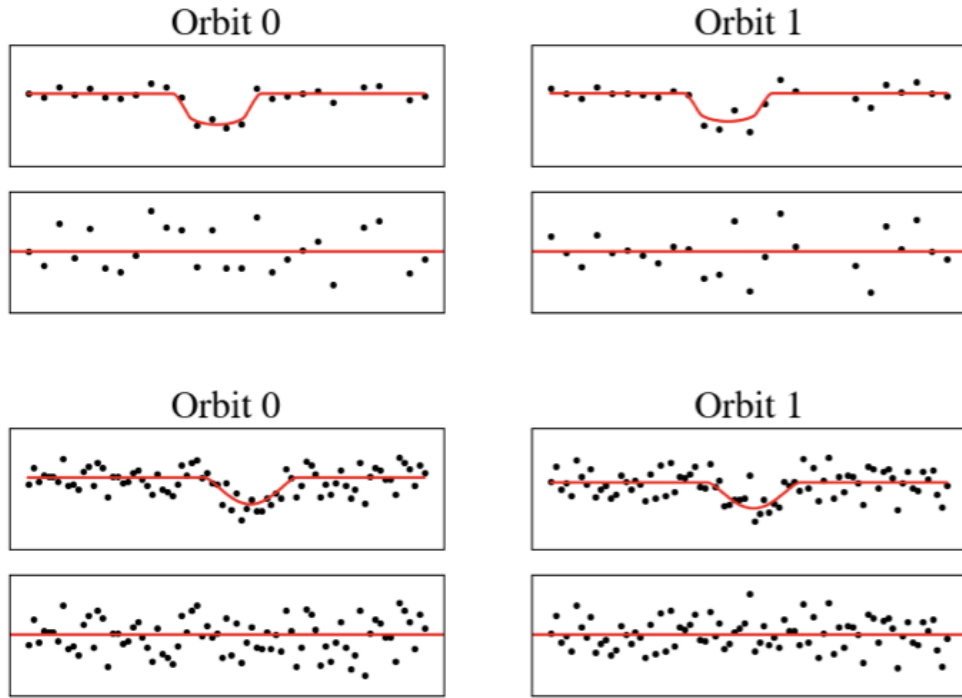


Figure 8. NGTS-11 c individual transits (upper panel: TESS sector 3; lower panel: TESS sector 30).

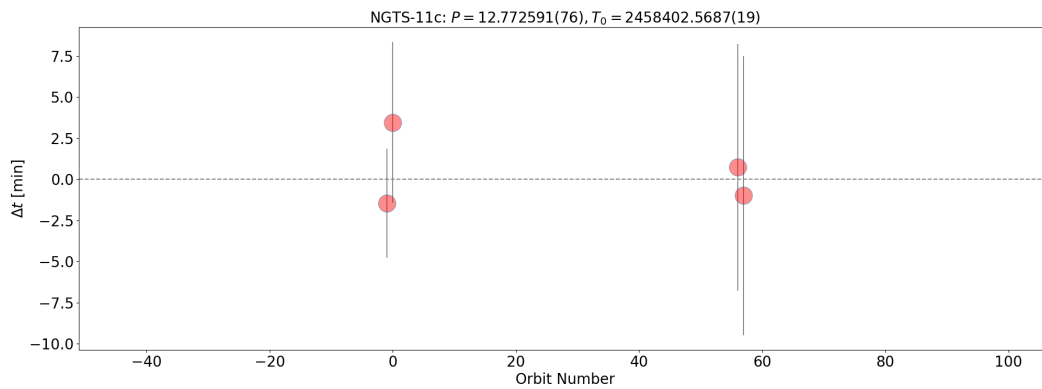


Figure 9. Timing residuals of NGTS-11 c. The points are based on *TESS* data.

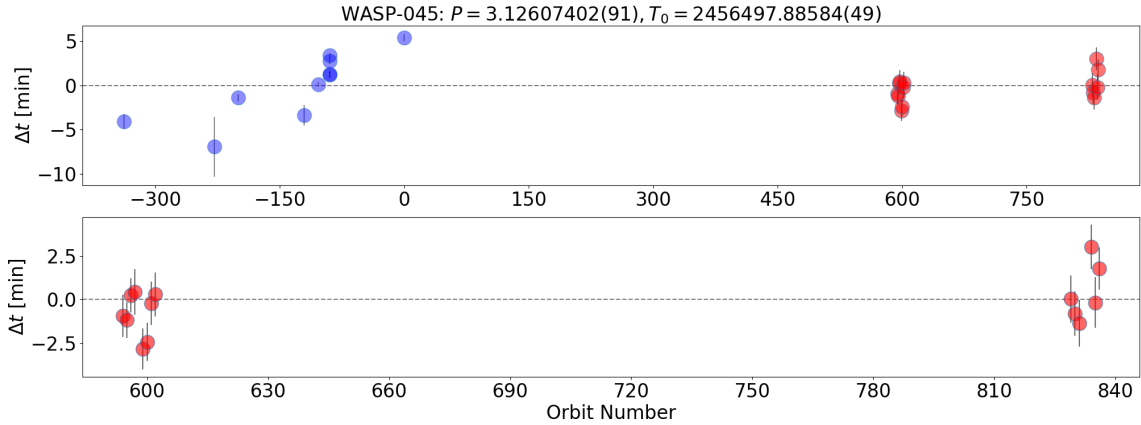


Figure 10. Top panel: timing residuals of WASP-45 b. Blue points are based on previously reported transit times drawn from the literature. Red points are based on TESS data. Bottom panel: close-up view of the *TESS* data points.

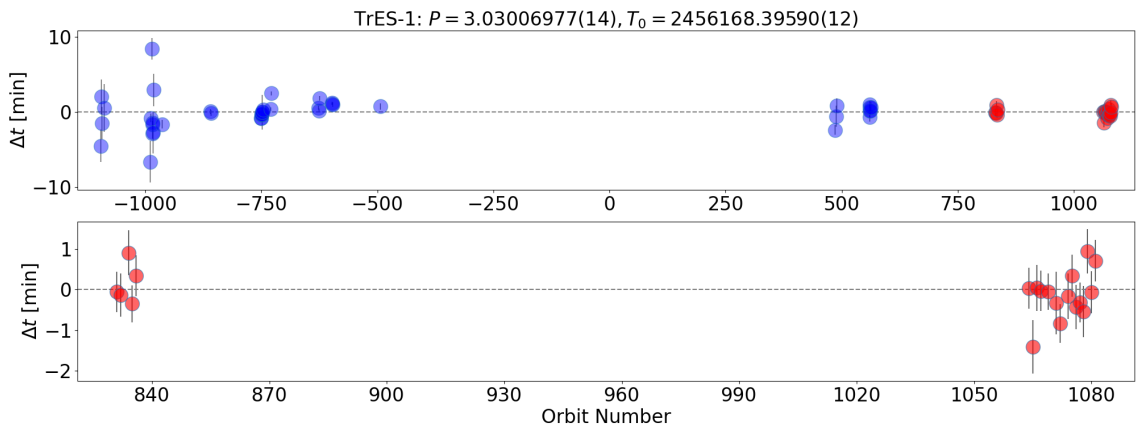


Figure 11. Top panel: timing residuals of TrES-1 b. Blue points are based on previously reported transit times drawn from the literature. Red points are based on TESS data. Bottom panel: close-up view of the *TESS* data points.

those two cases, we did not flag any of the same systems as candidates for period changes.

8. CODE

The code is available on github: <https://github.com/transit-timing/tt>. The code is archived in Zenodo: [Ivshina & Winn \(2022\)](https://zenodo.org/record/6811110).

9. AACKNOWLEDGEMENTS

We are grateful to Filip Walter for compiling and providing the Exoplanet Transit Database in a convenient format, although we ultimately did not include those data in our analyses. We thank Sarah Millholland, Vadim Krushinsky, and Luke Bouma for helpful comments on the draft of this paper.

We would also like to thank Betsy Pu for her help with the development of our project’s website. This work was supported by the Heising-Simons Foundation and the NASA TESS mission. This work relied on the NASA Astrophysics Data System and the arXiv. We also acknowledge the use of the Extrasolar Planets Encyclopedia at exoplanet.eu ([Schneider et al. 2011](https://doi.org/10.1007/978-1-4020-8863-9)); the NASA Exoplanet Archive, which is operated by the California Institute of Technology, under contract with the National Aeronautics and Space Administration under the Exoplanet Exploration Program ([NASA Exoplanet Archive 2021](https://exoplanetarchive.nasa.gov/)). The authors are pleased to acknowledge that the work reported in this paper was substantially performed using the Princeton Research Computing resources at Princeton University which is a consortium of groups led by the Princeton Institute for Computational Science and Engineering and Office of Information Technology’s Research Computing.

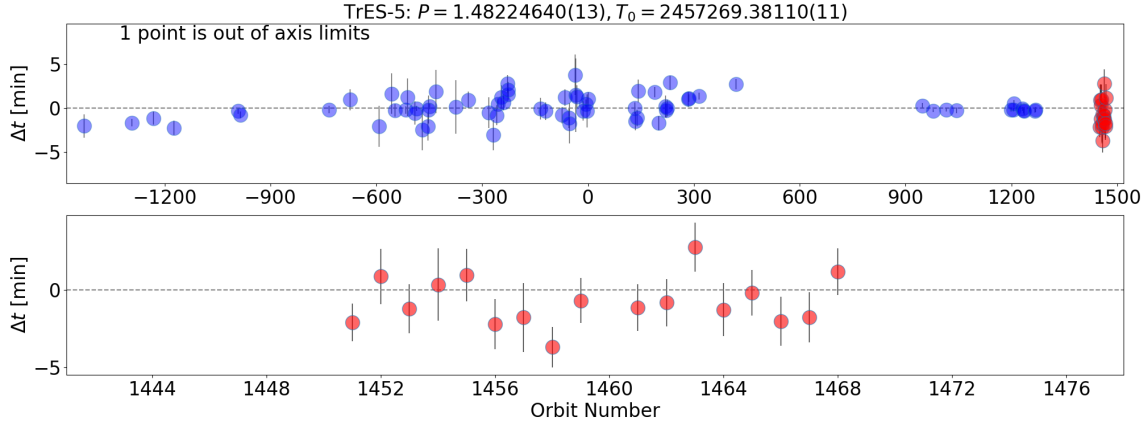


Figure 12. Top panel: timing residuals of TrES-5 b. Blue points are based on previously reported transit times drawn from the literature. Red points are based on TESS data. Bottom panel: close-up view of the *TESS* data points.

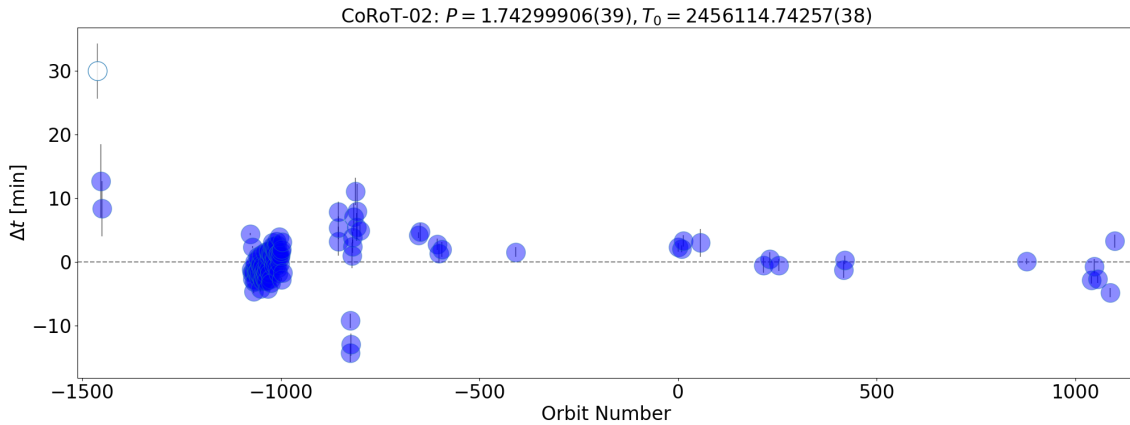


Figure 13. Timing residuals of CoRoT-2 b. Blue points are based on previously reported transit times drawn from the literature. The white point is a $5 - \sigma$ outlier that was not included when performing the fits.

Table 4. Transit times.

System	Orbit number	Transit time	Uncertainty (days)	Time System	#	Reference
CoRoT-01	-1412	2454138.32761	0.00047	BJD	1	2009A&A...506...369B

NOTE—# column indicates if the transit time is based on an individual transit event or a fit of multiple transits simultaneously assuming constant period. Only a portion of this table is shown here to demonstrate its form and content. A machine-readable version of the full table can be accessed from the electronic version of this work.

APPENDIX

Table 4 provides a database of transit times for each of the 382 planets included in this work. The table includes

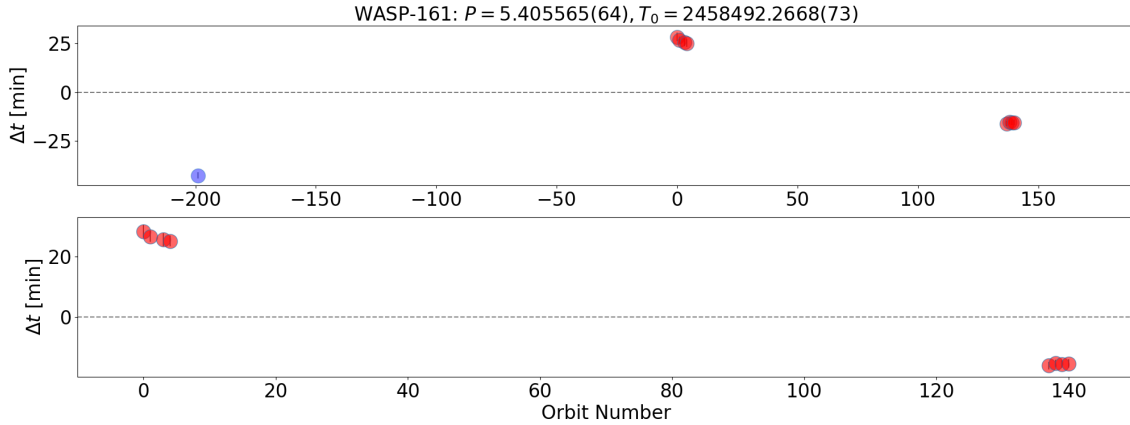


Figure 14. Top panel: timing residuals of WASP-161 b. The blue point is based on a previously reported transit time drawn from the literature. Red points are based on TESS data. Bottom panel: close-up view of the *TESS* data points.

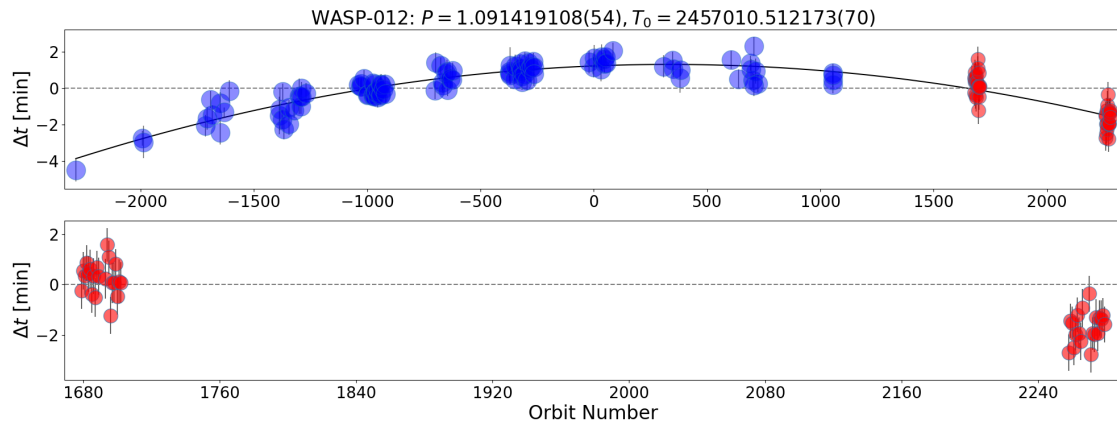


Figure 15. Top panel: timing residuals of WASP-12 b. Blue points are based on previously reported transit times drawn from the literature. Red points are based on TESS data. The black curve shows the residuals of the best-fitting model in which the period changes uniformly with time. Bottom panel: close-up view of the *TESS* data points.

the cases for which only TESS data are available, for which only earlier data are available, and for which both types of data are available. The references in Table 4 are: Fukui et al. (2016); Morvan et al. (2020); Bouchy et al. (2010); Barbieri et al. (2007); Ricci et al. (2015); Delrez et al. (2018); Oberst et al. (2017); Burke et al. (2010); Gillon et al. (2006); Sozzetti et al. (2009); Casasayas-Barris et al. (2019); Sada & Ramón-Fox (2016); Murgas et al. (2014); Hébrard et al. (2008); Sanchis-Ojeda et al. (2011); Mallonn et al. (2019); Anisman et al. (2020); Demangeon et al. (2018); Masuda (2017); Huang et al. (2015); Christiansen et al. (2017); Wakeford et al. (2020); West et al. (2016); Alexoudi et al. (2018); Sun et al. (2018); Patra et al. (2020); Southworth et al. (2010); Collins et al. (2017); Triaud et al. (2013); Maciejewski et al. (2015); Bruno et al. (2018a); Johnson et al. (2011); Penev et al. (2016); Saha et al. (2021); Hol-

man et al. (2007); Baştürk et al. (2020); Bakos et al. (2011); Montalto et al. (2015); Wang et al. (2014); Obermeier et al. (2020); Gibson et al. (2013a); Labadie-Bartz et al. (2019); Rodríguez Martínez et al. (2020); Southworth et al. (2011); Hartman et al. (2011a); Močnik et al. (2017); Mancini et al. (2018); Jiang et al. (2013); Wilson et al. (2008); Moyano et al. (2017); Lendl et al. (2012); Gandolfi et al. (2012); Mancini et al. (2014a); Maciejewski et al. (2013b); Fulton et al. (2011); Colón et al. (2010); Rauer et al. (2010); Burdanov et al. (2018); Adams et al. (2011); Bakos et al. (2010); Delrez et al. (2014); Gibson et al. (2009); Bryant et al. (2020); Brahm et al. (2018); Kipping et al. (2010); Quinn et al. (2012); Faedi et al. (2016); Zhang et al. (2018); Narita et al. (2010); Lee et al. (2011); Edwards et al. (2019); Hellier et al. (2014); Smalley et al. (2012); Sokov et al. (2018); West et al. (2009a); Cortés-Zuleta et al. (2020); Diaz et al.

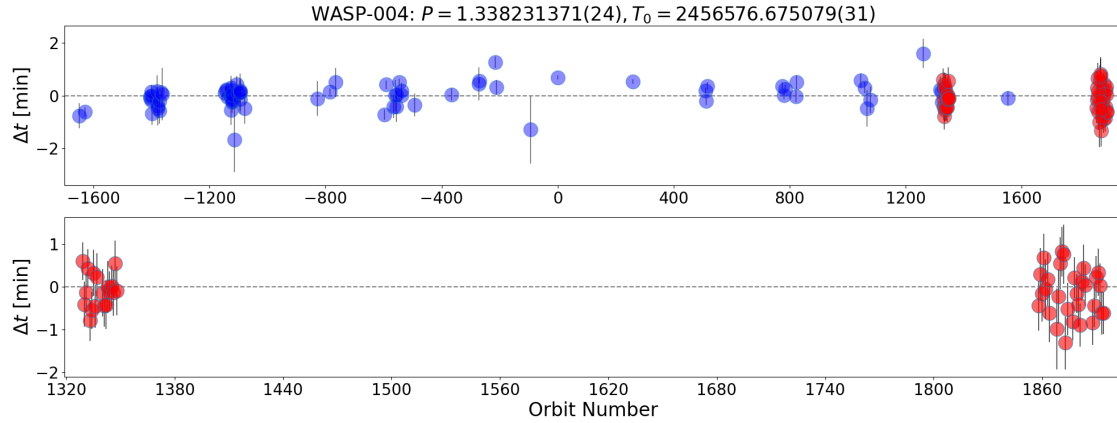


Figure 16. Top panel: timing residuals of WASP-4 b. Blue points are based on previously reported transit times drawn from the literature. Red points are based on TESS data. Bottom panel: close-up view of the *TESS* data points.

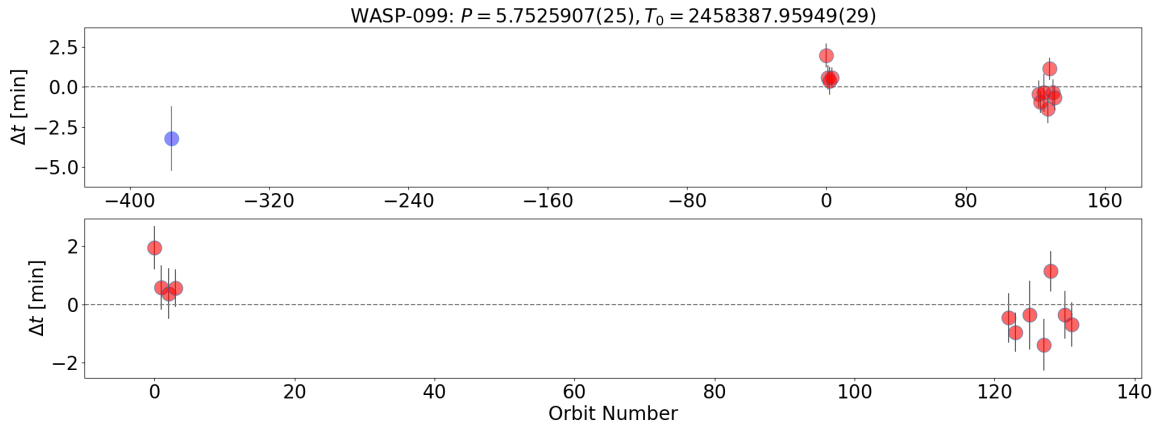


Figure 17. Top panel: timing residuals of WASP-99 b. The blue point is based on a previously reported transit time drawn from the literature. Red points are based on TESS data. Bottom panel: close-up view of the *TESS* data points.

(2007); Maciejewski et al. (2016b); Southworth et al. (2018); Nascimbeni et al. (2013); Holman et al. (2006); O’Donovan et al. (2006); Turner et al. (2013); Maciejewski et al. (2020); Chan et al. (2011); Southworth et al. (2015a); West et al. (2009b); Zellem et al. (2020); Hartman et al. (2011b); Skaf et al. (2020); Damasso et al. (2015); Chen et al. (2021); Su et al. (2021); Smith et al. (2013); Street et al. (2010); Maxted et al. (2016); Enoch et al. (2011a); Mandushev et al. (2007); Smith et al. (2012a); Garai et al. (2020); Smith et al. (2012b); Narita et al. (2008); Pont et al. (2007); Kozłowski et al. (2017); Mansfield et al. (2020); Bakos et al. (2012); Loudén & Hartman (2021); Anderson et al. (2010); Brahm et al. (2016); Patra et al. (2017); Dragomir et al. (2011); Wong et al. (2014); Johnson et al. (2009); Wilkins et al. (2017); Lendl et al. (2019); Wang et al. (2018a); Dragomir et al. (2013); Mancini et al. (2017); Lendl et al. (2014); Anderson et al. (2011a); Dittmann et al. (2012); Anderson et al. (2008);

Petrucci et al. (2018); Christiansen et al. (2010); Smalley et al. (2011); Deming et al. (2013); Jiang et al. (2016); Bakos et al. (2015a); Dorval et al. (2020); Bakos et al. (2020); Collier Cameron et al. (2010); McCullough et al. (2006); McLeod et al. (2017); Wong et al. (2016); Christiansen et al. (2011); Huitson et al. (2017); Montalto et al. (2012); Narita et al. (2007); Bayliss et al. (2018a); Hébrard et al. (2013); Faedi et al. (2013); Lewis et al. (2013); Nielsen et al. (2019); Pál et al. (2008); Mallonn et al. (2015a); Barros et al. (2012); Mislis et al. (2015); Szabo et al. (2010); Jordán et al. (2013); Torres et al. (2010); Kuhn et al. (2016); Shporer et al. (2007); Anderson et al. (2011b); Bakos et al. (2009a); Wang et al. (2018b); Gillon et al. (2009a); Collins et al. (2014); de Val-Borro et al. (2016); Maxted et al. (2013a); Johnson et al. (2018); Nikolov et al. (2013); Anderson et al. (2018a); Seidel et al. (2020); Smith et al. (2014); Rabus et al. (2009); Southworth et al. (2012c); Jordán et al. (2020); Temple et al.

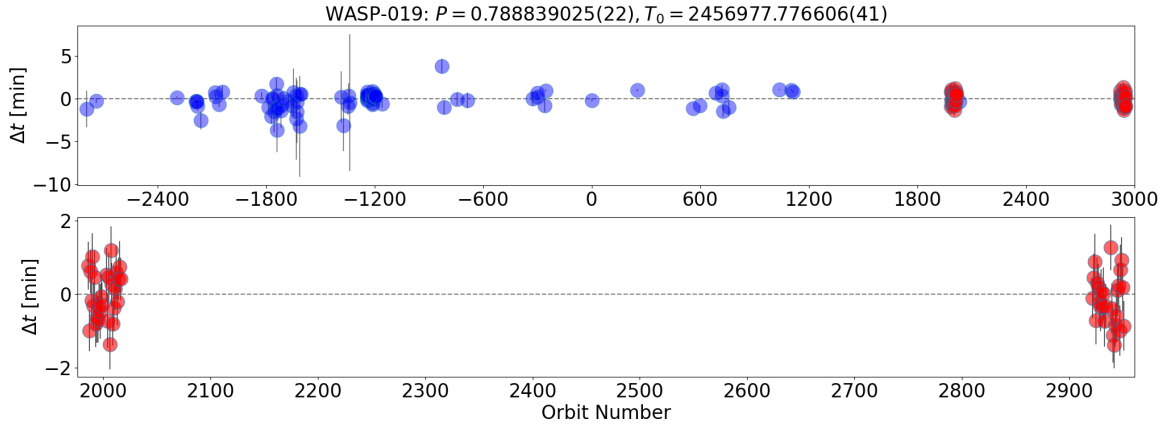


Figure 18. Top panel: timing residuals of WASP-19 b. Blue points are based on previously reported transit times drawn from the literature. Red points are based on TESS data. Bottom panel: close-up view of the *TESS* data points.

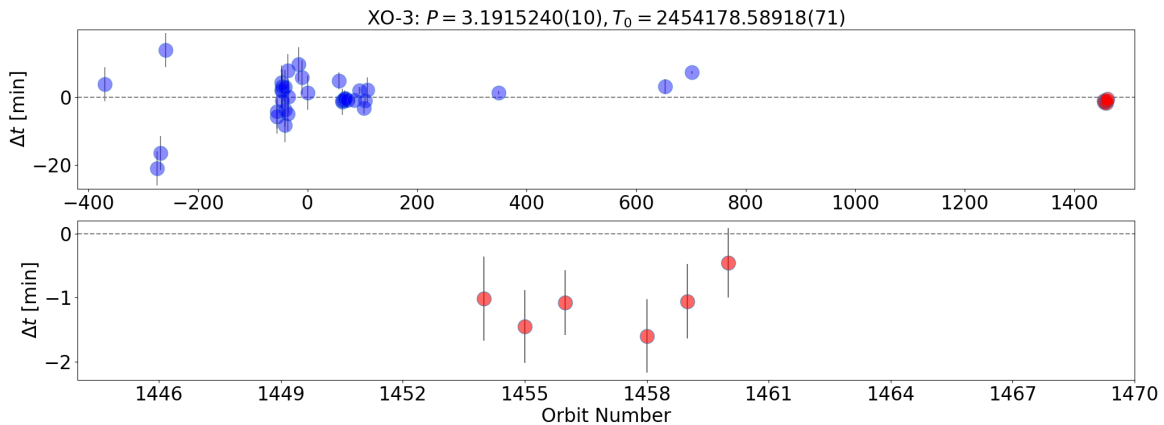


Figure 19. Top panel: timing residuals of XO-3 b. Blue points are based on previously reported transit times drawn from the literature. Red points are based on TESS data. Bottom panel: close-up view of the *TESS* data points.

(2017); Spake et al. (2016); Maciejewski et al. (2021); Anderson et al. (2012); Wang et al. (2017); Neveu-VanMalle, M. et al. (2014); Southworth et al. (2016); Kipping et al. (2011); Pál et al. (2010); Ranjan et al. (2014); Ramón-Fox & Sada (2013); Barbieri et al. (2008); Raetz et al. (2015); Evans et al. (2018); Hartman et al. (2011c); Bruno et al. (2018b); Bakos et al. (2016); Mannaday et al. (2020); Kovács et al. (2010); Hoyer et al. (2012); Öztürk & Erdem (2019); Lister et al. (2009); Mohler-Fischer et al. (2013); Temple et al. (2019a); Kirk et al. (2018); Lee et al. (2012); Hellier et al. (2012); Stefansson et al. (2017); Winn et al. (2008); Talens et al. (2018); Bryan et al. (2012); Lendl et al. (2017); Hartman et al. (2019); Skillen et al. (2009); Alsubai et al. (2017); Seeliger et al. (2014); Southworth et al. (2013); Lam et al. (2017); Todorov et al. (2012); Jordán et al. (2014); Sarkis et al. (2018); Wang et al. (2021); Guo et al. (2020); Baluev et al. (2015); Hellier et al. (2015); Szabó et al. (2010); Ricci et al.

(2017); Gillon et al. (2011); Albrecht et al. (2011); Anderson et al. (2018b); Hellier et al. (2011); Mancini et al. (2014b); Wakeford et al. (2017); Gill et al. (2020b); Southworth et al. (2009); Southworth et al. (2012a); Tripathi et al. (2010); Barros et al. (2011); Lund et al. (2017); Howard et al. (2012); Juncher et al. (2015); Wong et al. (2015); Nutzman et al. (2011); Chen et al. (2020); Bouma et al. (2020b); Zhou et al. (2019a); Gillon et al. (2009b); Siverd et al. (2017); Brahm et al. (2019); Anderson et al. (2017); Stevenson et al. (2014); Püsküllü & Soydogan (2017); Nikolov et al. (2015); Fukui et al. (2014); Irwin et al. (2008); Bonomo et al. (2017a); Gibson et al. (2008); Gillon et al. (2009c); Fischer et al. (2016); McCormac et al. (2020); Gibson et al. (2013b); Raetz et al. (2019); Mancini et al. (2015a); Tregloan-Reed et al. (2015); Konacki et al. (2004); Deeg et al. (2010); Hartman et al. (2015a); Bayliss et al. (2013); McDonald & Kerins (2018); Petrucci et al. (2015); Močnik et al. (2020); Schröter et al.

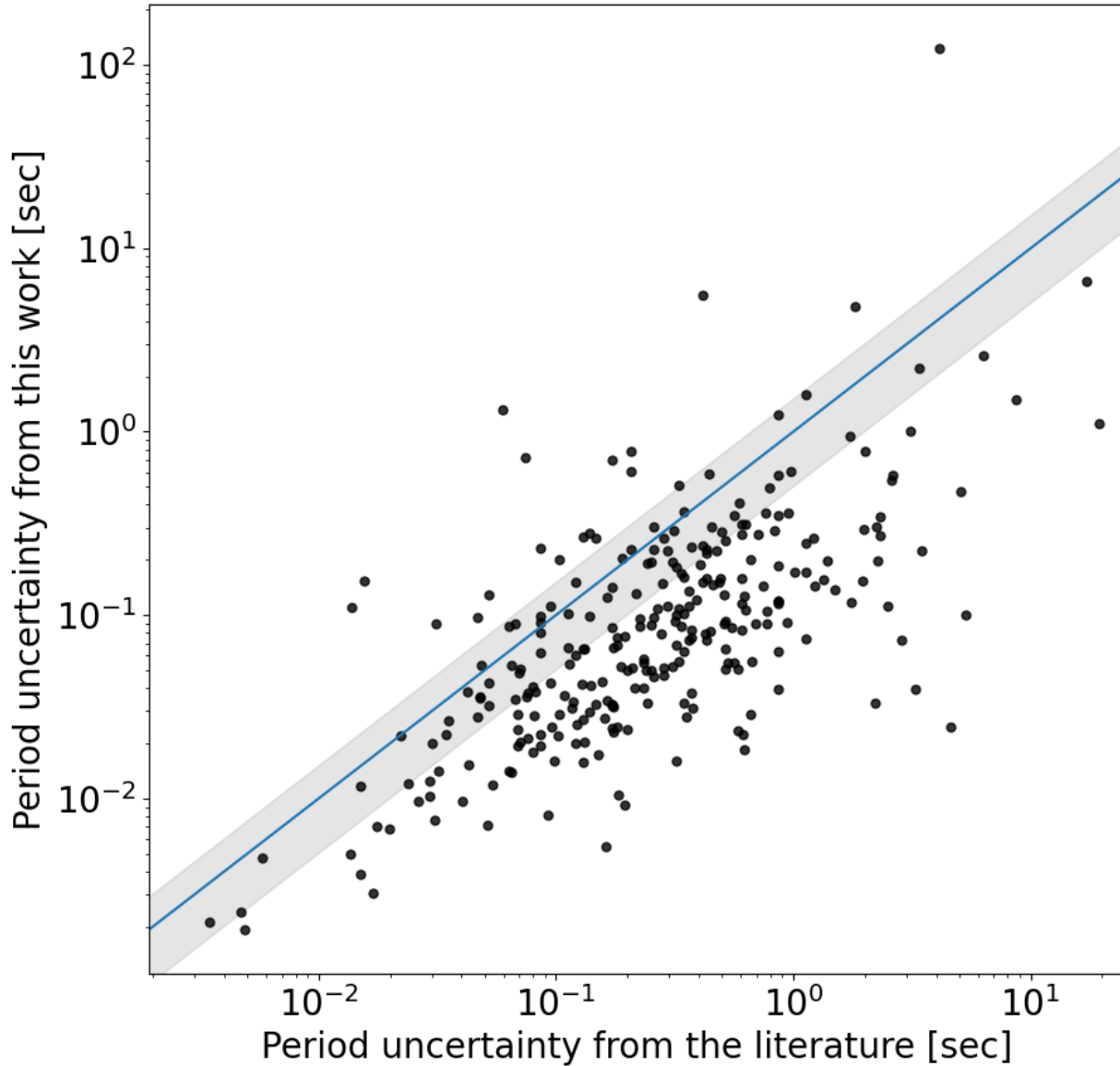


Figure 20. Orbital period error based on fitting literature data only *versus* orbital period error derived in our work. Grey area encapsulates the region between 0.5 times the identity line and 1.5 times the identity line. The identity line is shown in blue.

(2012); Winn et al. (2007a); Kreidberg et al. (2015); Simpson et al. (2011a); Gillon et al. (2008); Anderson et al. (2011c); Zhou et al. (2016); Zhou et al. (2014); Charbonneau et al. (2005); Bento et al. (2014); Hartman et al. (2015b); Simpson et al. (2011b); Sonbas et al. (2022); Sato et al. (2012); Hellier et al. (2009a); Bean (2009); Baştürk et al. (2019); Hartman et al. (2014); Hartman et al. (2020); Hay et al. (2016); Winn et al. (2007b); Latham et al. (2009); Sing et al. (2015);

Southworth et al. (2014); Barkaoui et al. (2019); Vanderburg et al. (2017); Hartman et al. (2012); Burke et al. (2008); Stevens et al. (2017); Maciejewski et al. (2018a); Queloz et al. (2010); Hellier et al. (2010); Nikolov et al. (2012); Béky et al. (2011); Hoyer et al. (2013); Turner et al. (2017); Buchhave et al. (2011); Lendl et al. (2013); Anderson et al. (2014a); Murgas et al. (2019); Alsubai et al. (2018); Kundurthy et al. (2013); Alderson et al. (2020); Bhatti et al.

(2016); Shporer et al. (2009); Cowan et al. (2012); Triaud et al. (2017); Mahtani et al. (2013); Brown et al. (2014); Gillon et al. (2013); Delrez et al. (2016); Espinoza et al. (2019a); Bakos et al. (2009b); Ciceri et al. (2016a); Anderson et al. (2011d); Martínez et al. (2020); Alsubai et al. (2019a); Turner et al. (2016); Winn et al. (2007c); Shporer et al. (2017); Ciceri et al. (2015); Crouzet et al. (2017); Saeed et al. (2020); Winn et al. (2009); Barros et al. (2013); Moutou et al. (2011); Tregloan-Reed et al. (2013); Bakos et al. (2007a); Tingley et al. (2011); Hoyer et al. (2016a); Petrucci et al. (2020); Maciejewski et al. (2016c); Palle et al. (2017); Sun et al. (2017); Mancini et al. (2019); Buchhave et al. (2010); Chen et al. (2014); Mislis et al. (2010); Collier Cameron et al. (2007); Pál et al. (2011); Pepper et al. (2017); Cubillos et al. (2014); Ehrenreich et al. (2020); Bonomo et al. (2010); Zhou et al. (2019b); Johns-Krull et al. (2008b); Raetz et al. (2009); Southworth et al. (2012b) Bakos et al. (2007b); Seeliger et al. (2015); Hrudková et al. (2009); Pollacco et al. (2008); Penev et al. (2013); Fulton et al. (2015); Southworth et al. (2015b); Cooke et al. (2020); Anderson et al. (2015); Damasso et al. (2010); Villanueva et al. (2016); Nikolov et al. (2014); Gaudi et al. (2017); Hellier et al. (2009b); Hoyer et al. (2016b); Garai et al. (2021); Mandushev et al. (2011); Rodriguez et al. (2019); Gillon et al. (2012); Bayliss et al. (2018b); Mancini et al. (2014c); Temple et al. (2019b); Hartman et al. (2016); Lendl et al. (2020); Hartman et al. (2015c); Espinoza et al. (2019b); Močnik et al. (2016); Southworth et al. (2019); Kirk et al. (2019); Costes et al. (2020); Baştürk et al. (2015); Sada et al. (2012); Maxted et al. (2010a); Kokori et al. (2021b); Wang et al. (2019); Covino et al. (2013); Eastman et al. (2016); Rodriguez et al. (2016); Ciceri et al. (2013); von Essen et al. (2014); Mancini et al. (2013a); Anderson et al. (2014b); Torres et al. (2007); Oliveira et al. (2019); Bento et al. (2017); Henning et al. (2018); Crouzet et al. (2020); Mancini et al. (2016b); Winn et al. (2011); Copperwheat

et al. (2013); Barros et al. (2016); Hébrard et al. (2020); Alsubai et al. (2019b); Becker et al. (2013); Yip et al. (2021); Mancini et al. (2013b); Mancini et al. (2016a); Alonso et al. (2008); Maciejewski et al. (2018b); Schanche et al. (2020); Baluev et al. (2019); Pál et al. (2009); Hebb et al. (2009); Smith et al. (2019); Challener et al. (2021); Anderson et al. (2018c); Hebb et al. (2010); Bieryla et al. (2014); Mancini et al. (2013c); Pepper et al. (2013); Johns et al. (2019); Stevenson et al. (2016); Sariya et al. (2021); Maciejewski et al. (2014); Clark et al. (2018); Bakos et al. (2021); Boisse et al. (2013); Simpson et al. (2011); Raynard et al. (2018); von Essen et al. (2019); Fernandez et al. (2009); Gómez Maqueo Chew et al. (2013); Hellier et al. (2019a); Mislis & Schmitt (2009); Temple et al. (2018); Nascimbeni et al. (2011); Turner et al. (2019); Swift et al. (2015); Vereš et al. (2009); Smalley et al. (2010); Fridlund et al. (2010); Mislis et al. (2015); Maxted et al. (2011); Johnson et al. (2008); Mancini et al. (2015b); Maxted et al. (2010b); Hellier et al. (2019b); Littlefield (2011); Günther et al. (2018); Brahm et al. (2015); Johnson et al. (2015); Ciceri et al. (2016b); Pearson et al. (2014); Brown et al. (2017); Granata et al. (2014); Bonomo et al. (2017b); Bieryla et al. (2015); Garhart et al. (2020); Stevenson et al. (2017); Sun et al. (2015); Espinoza et al. (2016); Turner et al. (2016); Faedi et al. (2011); Torres et al. (2004); Hartman et al. (2009); Smith (2015); Triaud et al. (2011); Wilson et al. (2006); Noyes et al. (2008); Bento et al. (2018); Zhou et al. (2017); Burke et al. (2007); Charbonneau et al. (2007); Bakos et al. (2015b); Addison et al. (2019); Vines et al. (2019); Cáceres et al. (2009); Enoch et al. (2011b); Maxted et al. (2013b); Hellier et al. (2016); Southworth et al. (2012b); Püsküllü et al. (2017); Sedaghati et al. (2016); Sedaghati et al. (2017); Joshi et al. (2009); Gillon et al. (2014); Mallonn et al. (2015b); Alonso et al. (2004); Hjorth et al. (2019); Vaňko et al. (2013); Chen et al. (2017); von Essen et al. (2013); Fukui et al. (2011); Gibson et al. (2010); Tregloan-Reed & Southworth (2013).

REFERENCES

- Adams, E. R., López-Morales, M., Elliot, J. L., et al. 2011, *ApJ*, 741, 102, doi: [10.1088/0004-637X/741/2/102](https://doi.org/10.1088/0004-637X/741/2/102)
- Addison, B., Wright, D. J., Wittenmyer, R. A., et al. 2019, *PASP*, 131, 115003, doi: [10.1088/1538-3873/ab03aa](https://doi.org/10.1088/1538-3873/ab03aa)
- Agol, E., Steffen, J., Sari, R., & Clarkson, W. 2005, *MNRAS*, 359, 567, doi: [10.1111/j.1365-2966.2005.08922.x](https://doi.org/10.1111/j.1365-2966.2005.08922.x)
- Ahlers, J. P., Kruse, E., Colón, K. D., et al. 2020a, *ApJ*, 888, 63, doi: [10.3847/1538-4357/ab59d0](https://doi.org/10.3847/1538-4357/ab59d0)
- Ahlers, J. P., Johnson, M. C., Stassun, K. G., et al. 2020b, *AJ*, 160, 4, doi: [10.3847/1538-3881/ab8fa3](https://doi.org/10.3847/1538-3881/ab8fa3)
- Albrecht, S., Winn, J. N., Johnson, J. A., et al. 2011, *ApJ*, 738, 50, doi: [10.1088/0004-637X/738/1/50](https://doi.org/10.1088/0004-637X/738/1/50)
- Alderson, L., Kirk, J., López-Morales, M., et al. 2020, *MNRAS*, 497, 5182, doi: [10.1093/mnras/staa2315](https://doi.org/10.1093/mnras/staa2315)
- Alexoudi, X., Mallonn, M., von Essen, C., et al. 2018, *A&A*, 620, A142, doi: [10.1051/0004-6361/201833691](https://doi.org/10.1051/0004-6361/201833691)
- Alonso, R., Brown, T. M., Torres, G., et al. 2004, *The Astrophysical Journal*, 613, L153L156, doi: [10.1086/425256](https://doi.org/10.1086/425256)
- Alonso, R., Brown, T. M., Torres, G., et al. 2004, *ApJL*, 613, L153, doi: [10.1086/425256](https://doi.org/10.1086/425256)
- Alonso, R., Auvergne, M., Baglin, A., et al. 2008, *A&A*, 482, L21, doi: [10.1051/0004-6361:200809431](https://doi.org/10.1051/0004-6361:200809431)
- Alsubai, K., Mislis, D., Tsvetanov, Z. I., et al. 2017, *AJ*, 153, 200, doi: [10.3847/1538-3881/aa6340](https://doi.org/10.3847/1538-3881/aa6340)

- Alsubai, K., Tsvetanov, Z. I., Latham, D. W., et al. 2018, *AJ*, 155, 52, doi: [10.3847/1538-3881/aaa000](https://doi.org/10.3847/1538-3881/aaa000)
- Alsubai, K., Tsvetanov, Z. I., Pyrzas, S., et al. 2019a, *AJ*, 157, 224, doi: [10.3847/1538-3881/ab19bc](https://doi.org/10.3847/1538-3881/ab19bc)
- Alsubai, K., Tsvetanov, Z. I., Latham, D. W., et al. 2019b, *AJ*, 157, 74, doi: [10.3847/1538-3881/aaf80a](https://doi.org/10.3847/1538-3881/aaf80a)
- Anderson, D. R., Gillon, M., Hellier, C., et al. 2008, *MNRAS*, 387, L4, doi: [10.1111/j.1745-3933.2008.00465.x](https://doi.org/10.1111/j.1745-3933.2008.00465.x)
- Anderson, D. R., Hellier, C., Gillon, M., et al. 2010, *ApJ*, 709, 159, doi: [10.1088/0004-637X/709/1/159](https://doi.org/10.1088/0004-637X/709/1/159)
- Anderson, D. R., Barros, S. C. C., Boisse, I., et al. 2011a, *PASP*, 123, 555, doi: [10.1086/660135](https://doi.org/10.1086/660135)
- Anderson, D. R., Smith, A. M. S., Lanotte, A. A., et al. 2011b, *MNRAS*, 416, 2108, doi: [10.1111/j.1365-2966.2011.19182.x](https://doi.org/10.1111/j.1365-2966.2011.19182.x)
- Anderson, D. R., Collier Cameron, A., Gillon, M., et al. 2011c, *A&A*, 534, A16, doi: [10.1051/0004-6361/201117597](https://doi.org/10.1051/0004-6361/201117597)
- Anderson, D. R., Collier Cameron, A., Hellier, C., et al. 2011d, *A&A*, 531, A60, doi: [10.1051/0004-6361/201016208](https://doi.org/10.1051/0004-6361/201016208)
- Anderson, D. R., Collier Cameron, A., Gillon, M., et al. 2012, *Monthly Notices of the Royal Astronomical Society*, 422, 19881998, doi: [10.1111/j.1365-2966.2012.20635.x](https://doi.org/10.1111/j.1365-2966.2012.20635.x)
- Anderson, D. R., Collier Cameron, A., Gillon, M., et al. 2012, *MNRAS*, 422, 1988, doi: [10.1111/j.1365-2966.2012.20635.x](https://doi.org/10.1111/j.1365-2966.2012.20635.x)
- Anderson, D. R., Brown, D. J. A., Collier Cameron, A., et al. 2014a, arXiv e-prints, arXiv:1410.3449. <https://arxiv.org/abs/1410.3449>
- Anderson, D. R., Collier Cameron, A., Delrez, L., et al. 2014b, *MNRAS*, 445, 1114, doi: [10.1093/mnras/stu1737](https://doi.org/10.1093/mnras/stu1737)
- Anderson, D. R., Collier Cameron, A., Hellier, C., et al. 2015, *A&A*, 575, A61, doi: [10.1051/0004-6361/201423591](https://doi.org/10.1051/0004-6361/201423591)
- Anderson, D. R., Collier Cameron, A., Delrez, L., et al. 2017, *A&A*, 604, A110, doi: [10.1051/0004-6361/201730439](https://doi.org/10.1051/0004-6361/201730439)
- Anderson, D. R., Bouchy, F., Brown, D. J. A., et al. 2018a, arXiv e-prints, arXiv:1812.09264. <https://arxiv.org/abs/1812.09264>
- , 2018b, arXiv e-prints, arXiv:1809.07709. <https://arxiv.org/abs/1809.07709>
- Anderson, D. R., Temple, L. Y., Nielsen, L. D., et al. 2018c, arXiv e-prints, arXiv:1809.04897. <https://arxiv.org/abs/1809.04897>
- Anisman, L. O., Edwards, B., Changeat, Q., et al. 2020, *AJ*, 160, 233, doi: [10.3847/1538-3881/abb9b0](https://doi.org/10.3847/1538-3881/abb9b0)
- Baştürk, Ö., Hinse, T. C., Özavcı, İ., Yörükoğlu, O., & Selam, S. O. 2015, in *Astronomical Society of the Pacific Conference Series*, Vol. 496, *Living Together: Planets, Host Stars and Binaries*, ed. S. M. Rucinski, G. Torres, & M. Zejda, 370. <https://arxiv.org/abs/1508.04500>
- Baştürk, Ö., Yalçınkaya, S., Esmer, E. M., et al. 2020, *MNRAS*, 496, 4174, doi: [10.1093/mnras/staa1758](https://doi.org/10.1093/mnras/staa1758)
- Baştürk, Ö., Esmer, E. M., Torun, Ş., et al. 2019, in *American Institute of Physics Conference Series*, Vol. 2178, *Turkish Physical Society 35th International Physics Congress (TPS35)*, 030019, doi: [10.1063/1.5135417](https://doi.org/10.1063/1.5135417)
- Bakos, G. Á., Noyes, R. W., Kovács, G., et al. 2007a, *ApJ*, 656, 552, doi: [10.1086/509874](https://doi.org/10.1086/509874)
- Bakos, G. Á., Shporer, A., Pál, A., et al. 2007b, *ApJL*, 671, L173, doi: [10.1086/525022](https://doi.org/10.1086/525022)
- Bakos, G. Á., Pál, A., Torres, G., et al. 2009a, *ApJ*, 696, 1950, doi: [10.1088/0004-637X/696/2/1950](https://doi.org/10.1088/0004-637X/696/2/1950)
- Bakos, G. Á., Howard, A. W., Noyes, R. W., et al. 2009b, *ApJ*, 707, 446, doi: [10.1088/0004-637X/707/1/446](https://doi.org/10.1088/0004-637X/707/1/446)
- Bakos, G. Á., Torres, G., Pál, A., et al. 2010, *ApJ*, 710, 1724, doi: [10.1088/0004-637X/710/2/1724](https://doi.org/10.1088/0004-637X/710/2/1724)
- Bakos, G. Á., Hartman, J., Torres, G., et al. 2011, *ApJ*, 742, 116, doi: [10.1088/0004-637X/742/2/116](https://doi.org/10.1088/0004-637X/742/2/116)
- Bakos, G. Á., Hartman, J. D., Torres, G., et al. 2012, *AJ*, 144, 19, doi: [10.1088/0004-6256/144/1/19](https://doi.org/10.1088/0004-6256/144/1/19)
- Bakos, G. Á., Hartman, J. D., Bhatti, W., et al. 2015a, *AJ*, 149, 149, doi: [10.1088/0004-6256/149/4/149](https://doi.org/10.1088/0004-6256/149/4/149)
- Bakos, G. Á., Penev, K., Bayliss, D., et al. 2015b, *ApJ*, 813, 111, doi: [10.1088/0004-637X/813/2/111](https://doi.org/10.1088/0004-637X/813/2/111)
- Bakos, G. Á., Hartman, J. D., Torres, G., et al. 2016, arXiv e-prints, arXiv:1606.04556. <https://arxiv.org/abs/1606.04556>
- Bakos, G. Á., Bayliss, D., Bento, J., et al. 2020, *AJ*, 159, 267, doi: [10.3847/1538-3881/ab8ad1](https://doi.org/10.3847/1538-3881/ab8ad1)
- Bakos, G. Á., Hartman, J. D., Bhatti, W., et al. 2021, *AJ*, 162, 7, doi: [10.3847/1538-3881/abf637](https://doi.org/10.3847/1538-3881/abf637)
- Baluev, R. V., Sokov, E. N., Shaidulin, V. S., et al. 2015, *MNRAS*, 450, 3101, doi: [10.1093/mnras/stv788](https://doi.org/10.1093/mnras/stv788)
- Baluev, R. V., Sokov, E. N., Jones, H. R. A., et al. 2019, *MNRAS*, 490, 1294, doi: [10.1093/mnras/stz2620](https://doi.org/10.1093/mnras/stz2620)
- Barbieri, M., Alonso, R., Ceconi, M., et al. 2008, *Proceedings of the International Astronomical Union*, 4, 420423, doi: [10.1017/S1743921308026823](https://doi.org/10.1017/S1743921308026823)
- Barbieri, M., Alonso, R., Laughlin, G., et al. 2007, *A&A*, 476, L13, doi: [10.1051/0004-6361:20078787](https://doi.org/10.1051/0004-6361:20078787)
- Barkaoui, K., Burdanov, A., Hellier, C., et al. 2019, *The Astronomical Journal*, 157, 43, doi: [10.3847/1538-3881/aaf422](https://doi.org/10.3847/1538-3881/aaf422)
- Barkaoui, K., Burdanov, A., Hellier, C., et al. 2019, *AJ*, 157, 43, doi: [10.3847/1538-3881/aaf422](https://doi.org/10.3847/1538-3881/aaf422)
- Barros, S. C. C., Boué, G., Gibson, N. P., et al. 2013, *MNRAS*, 430, 3032, doi: [10.1093/mnras/stt111](https://doi.org/10.1093/mnras/stt111)
- Barros, S. C. C., Pollacco, D. L., Gibson, N. P., et al. 2011, *MNRAS*, 416, 2593, doi: [10.1111/j.1365-2966.2011.19210.x](https://doi.org/10.1111/j.1365-2966.2011.19210.x)
- , 2012, *MNRAS*, 419, 1248, doi: [10.1111/j.1365-2966.2011.19784.x](https://doi.org/10.1111/j.1365-2966.2011.19784.x)
- Barros, S. C. C., Brown, D. J. A., Hébrard, G., et al. 2016, *A&A*, 593, A113, doi: [10.1051/0004-6361/201526517](https://doi.org/10.1051/0004-6361/201526517)

- Bayliss, D., Zhou, G., Penev, K., et al. 2013, *AJ*, 146, 113, doi: [10.1088/0004-6256/146/5/113](https://doi.org/10.1088/0004-6256/146/5/113)
- Bayliss, D., Gillen, E., Eig Müller, P., et al. 2018a, *MNRAS*, 475, 4467, doi: [10.1093/mnras/stx2778](https://doi.org/10.1093/mnras/stx2778)
- Bayliss, D., Hartman, J. D., Zhou, G., et al. 2018b, *AJ*, 155, 119, doi: [10.3847/1538-3881/aaa8e6](https://doi.org/10.3847/1538-3881/aaa8e6)
- Bean, J. L. 2009, *A&A*, 506, 369, doi: [10.1051/0004-6361/200912030](https://doi.org/10.1051/0004-6361/200912030)
- Becker, A. C., Kundurthy, P., Agol, E., et al. 2013, *ApJL*, 764, L17, doi: [10.1088/2041-8205/764/1/L17](https://doi.org/10.1088/2041-8205/764/1/L17)
- Béky, B., Bakos, G. Á., Hartman, J., et al. 2011, *ApJ*, 734, 109, doi: [10.1088/0004-637X/734/2/109](https://doi.org/10.1088/0004-637X/734/2/109)
- Bento, J., Wheatley, P. J., Copperwheat, C. M., et al. 2014, *MNRAS*, 437, 1511, doi: [10.1093/mnras/stt1979](https://doi.org/10.1093/mnras/stt1979)
- Bento, J., Schmidt, B., Hartman, J. D., et al. 2017, *MNRAS*, 468, 835, doi: [10.1093/mnras/stx500](https://doi.org/10.1093/mnras/stx500)
- Bento, J., Hartman, J. D., Bakos, G. Á., et al. 2018, *MNRAS*, 477, 3406, doi: [10.1093/mnras/sty726](https://doi.org/10.1093/mnras/sty726)
- Bhatti, W., Bakos, G. Á., Hartman, J. D., et al. 2016, arXiv e-prints, arXiv:1607.00322. <https://arxiv.org/abs/1607.00322>
- Bieryla, A., Hartman, J. D., Bakos, G. Á., et al. 2014, *AJ*, 147, 84, doi: [10.1088/0004-6256/147/4/84](https://doi.org/10.1088/0004-6256/147/4/84)
- Bieryla, A., Collins, K., Beatty, T. G., et al. 2015, *AJ*, 150, 12, doi: [10.1088/0004-6256/150/1/12](https://doi.org/10.1088/0004-6256/150/1/12)
- Boisse, I., Hartman, J. D., Bakos, G. Á., et al. 2013, *A&A*, 558, A86, doi: [10.1051/0004-6361/201220993](https://doi.org/10.1051/0004-6361/201220993)
- Bonomo, A. S., Santerne, A., Alonso, R., et al. 2010, *A&A*, 520, A65, doi: [10.1051/0004-6361/201014943](https://doi.org/10.1051/0004-6361/201014943)
- Bonomo, A. S., Desidera, S., Benatti, S., et al. 2017a, *A&A*, 602, A107, doi: [10.1051/0004-6361/201629882](https://doi.org/10.1051/0004-6361/201629882)
- Bonomo, A. S., Hébrard, G., Raymond, S. N., et al. 2017b, *A&A*, 603, A43, doi: [10.1051/0004-6361/201730624](https://doi.org/10.1051/0004-6361/201730624)
- Bouchy, F., Queloz, D., Deleuil, M., et al. 2008, *A&A*, 482, L25, doi: [10.1051/0004-6361:200809433](https://doi.org/10.1051/0004-6361:200809433)
- Bouchy, F., Hebb, L., Skillen, I., et al. 2010, *A&A*, 519, A98, doi: [10.1051/0004-6361/201014817](https://doi.org/10.1051/0004-6361/201014817)
- Bouma, L. G., Winn, J. N., Howard, A. W., et al. 2020a, *ApJL*, 893, L29, doi: [10.3847/2041-8213/ab8563](https://doi.org/10.3847/2041-8213/ab8563)
- , 2020b, *ApJL*, 893, L29, doi: [10.3847/2041-8213/ab8563](https://doi.org/10.3847/2041-8213/ab8563)
- Bouma, L. G., Winn, J. N., Baxter, C., et al. 2019, *The Astronomical Journal*, 157, 217, doi: [10.3847/1538-3881/ab189f](https://doi.org/10.3847/1538-3881/ab189f)
- Brahm, R., Jordán, A., Hartman, J. D., et al. 2015, *AJ*, 150, 33, doi: [10.1088/0004-6256/150/1/33](https://doi.org/10.1088/0004-6256/150/1/33)
- Brahm, R., Jordán, A., Bakos, G. Á., et al. 2016, *AJ*, 151, 89, doi: [10.3847/0004-6256/151/4/89](https://doi.org/10.3847/0004-6256/151/4/89)
- Brahm, R., Hartman, J. D., Jordán, A., et al. 2018, *AJ*, 155, 112, doi: [10.3847/1538-3881/aaa898](https://doi.org/10.3847/1538-3881/aaa898)
- Brahm, R., Espinoza, N., Rabus, M., et al. 2019, *MNRAS*, 483, 1970, doi: [10.1093/mnras/sty3230](https://doi.org/10.1093/mnras/sty3230)
- Brown, D. J. A., Anderson, D. R., Doyle, A. P., et al. 2014, arXiv e-prints, arXiv:1412.7761. <https://arxiv.org/abs/1412.7761>
- Brown, D. J. A., Triaud, A. H. M. J., Doyle, A. P., et al. 2017, *MNRAS*, 464, 810, doi: [10.1093/mnras/stw2316](https://doi.org/10.1093/mnras/stw2316)
- Bruno, G., Lewis, N. K., Stevenson, K. B., et al. 2018a, *AJ*, 155, 55, doi: [10.3847/1538-3881/aaa0c7](https://doi.org/10.3847/1538-3881/aaa0c7)
- , 2018b, *AJ*, 156, 124, doi: [10.3847/1538-3881/aac6db](https://doi.org/10.3847/1538-3881/aac6db)
- Bryan, M. L., Alsubai, K. A., Latham, D. W., et al. 2012, *ApJ*, 750, 84, doi: [10.1088/0004-637X/750/1/84](https://doi.org/10.1088/0004-637X/750/1/84)
- Bryant, E. M., Bayliss, D., Nielsen, L. D., et al. 2020, *MNRAS*, 499, 3139, doi: [10.1093/mnras/staa2976](https://doi.org/10.1093/mnras/staa2976)
- Buchhave, L. A., Bakos, G. Á., Hartman, J. D., et al. 2010, *ApJ*, 720, 1118, doi: [10.1088/0004-637X/720/2/1118](https://doi.org/10.1088/0004-637X/720/2/1118)
- , 2011, *ApJ*, 733, 116, doi: [10.1088/0004-637X/733/2/116](https://doi.org/10.1088/0004-637X/733/2/116)
- Burdanov, A., Benni, P., Sokov, E., et al. 2018, *PASP*, 130, 074401, doi: [10.1088/1538-3873/aabde2](https://doi.org/10.1088/1538-3873/aabde2)
- Burke, C. J., McCullough, P. R., Valenti, J. A., et al. 2007, *ApJ*, 671, 2115, doi: [10.1086/523087](https://doi.org/10.1086/523087)
- , 2008, *ApJ*, 686, 1331, doi: [10.1086/591497](https://doi.org/10.1086/591497)
- Burke, C. J., McCullough, P. R., Bergeron, L. E., et al. 2010, *ApJ*, 719, 1796, doi: [10.1088/0004-637X/719/2/1796](https://doi.org/10.1088/0004-637X/719/2/1796)
- Cáceres, C., Ivanov, V. D., Minniti, D., et al. 2009, *A&A*, 507, 481, doi: [10.1051/0004-6361/200810908](https://doi.org/10.1051/0004-6361/200810908)
- Casasayas-Barris, N., Pallé, E., Yan, F., et al. 2019, *A&A*, 628, A9, doi: [10.1051/0004-6361/201935623](https://doi.org/10.1051/0004-6361/201935623)
- Challener, R. C., Harrington, J., Cubillos, P. E., Blecic, J., & Smalley, B. 2021, arXiv e-prints, arXiv:2108.04101. <https://arxiv.org/abs/2108.04101>
- Chan, T., Ingemyr, M., Winn, J. N., et al. 2011, *AJ*, 141, 179, doi: [10.1088/0004-6256/141/6/179](https://doi.org/10.1088/0004-6256/141/6/179)
- Charbonneau, D., Winn, J. N., Everett, M. E., et al. 2007, *ApJ*, 658, 1322, doi: [10.1086/512008](https://doi.org/10.1086/512008)
- Charbonneau, D., Allen, L. E., Megeath, S. T., et al. 2005, *ApJ*, 626, 523, doi: [10.1086/429991](https://doi.org/10.1086/429991)
- Chen, G., Casasayas-Barris, N., Pallé, E., et al. 2020, *A&A*, 642, A54, doi: [10.1051/0004-6361/202038661](https://doi.org/10.1051/0004-6361/202038661)
- Chen, G., Pallé, E., Nortmann, L., et al. 2017, *A&A*, 600, L11, doi: [10.1051/0004-6361/201730736](https://doi.org/10.1051/0004-6361/201730736)
- Chen, G., van Boekel, R., Wang, H., et al. 2014, *A&A*, 563, A40, doi: [10.1051/0004-6361/201322740](https://doi.org/10.1051/0004-6361/201322740)
- Chen, G., Pallé, E., Parviainen, H., et al. 2021, *MNRAS*, 500, 5420, doi: [10.1093/mnras/staa3555](https://doi.org/10.1093/mnras/staa3555)
- Christiansen, J. L., Ballard, S., Charbonneau, D., et al. 2010, *ApJ*, 710, 97, doi: [10.1088/0004-637X/710/1/97](https://doi.org/10.1088/0004-637X/710/1/97)
- , 2011, *ApJ*, 726, 94, doi: [10.1088/0004-637X/726/2/94](https://doi.org/10.1088/0004-637X/726/2/94)
- Christiansen, J. L., Vanderburg, A., Burt, J., et al. 2017, *AJ*, 154, 122, doi: [10.3847/1538-3881/aa832d](https://doi.org/10.3847/1538-3881/aa832d)
- Ciceri, S., Mancini, L., Southworth, J., et al. 2013, *A&A*, 557, A30, doi: [10.1051/0004-6361/201321669](https://doi.org/10.1051/0004-6361/201321669)
- , 2015, *A&A*, 577, A54, doi: [10.1051/0004-6361/201425449](https://doi.org/10.1051/0004-6361/201425449)

- . 2016a, *MNRAS*, 456, 990, doi: [10.1093/mnras/stv2698](https://doi.org/10.1093/mnras/stv2698)
- Ciceri, S., Mancini, L., Henning, T., et al. 2016b, *PASP*, 128, 074401, doi: [10.1088/1538-3873/128/965/074401](https://doi.org/10.1088/1538-3873/128/965/074401)
- Clark, B. J. M., Anderson, D. R., Hellier, C., Turner, O. D., & Močnik, T. 2018, *PASP*, 130, 034401, doi: [10.1088/1538-3873/aaa33e](https://doi.org/10.1088/1538-3873/aaa33e)
- Collier Cameron, A., Bouchy, F., Hébrard, G., et al. 2007, *MNRAS*, 375, 951, doi: [10.1111/j.1365-2966.2006.11350.x](https://doi.org/10.1111/j.1365-2966.2006.11350.x)
- Collier Cameron, A., Guenther, E., Smalley, B., et al. 2010, *MNRAS*, 407, 507, doi: [10.1111/j.1365-2966.2010.16922.x](https://doi.org/10.1111/j.1365-2966.2010.16922.x)
- Collins, K. A., Kielkopf, J. F., & Stassun, K. G. 2017, *AJ*, 153, 78, doi: [10.3847/1538-3881/153/2/78](https://doi.org/10.3847/1538-3881/153/2/78)
- Collins, K. A., Eastman, J. D., Beatty, T. G., et al. 2014, *AJ*, 147, 39, doi: [10.1088/0004-6256/147/2/39](https://doi.org/10.1088/0004-6256/147/2/39)
- Colón, K. D., Ford, E. B., Lee, B., Mahadevan, S., & Blake, C. H. 2010, *MNRAS*, 408, 1494, doi: [10.1111/j.1365-2966.2010.17211.x](https://doi.org/10.1111/j.1365-2966.2010.17211.x)
- Cooke, B. F., Pollacco, D., Almléaky, Y., et al. 2020, *AJ*, 159, 255, doi: [10.3847/1538-3881/ab88db](https://doi.org/10.3847/1538-3881/ab88db)
- Copperwheat, C. M., Wheatley, P. J., Southworth, J., et al. 2013, *MNRAS*, 434, 661, doi: [10.1093/mnras/stt1056](https://doi.org/10.1093/mnras/stt1056)
- Cortés-Zuleta, P., Rojo, P., Wang, S., et al. 2020, *A&A*, 636, A98, doi: [10.1051/0004-6361/201936279](https://doi.org/10.1051/0004-6361/201936279)
- Costes, J. C., Watson, C. A., Belardi, C., et al. 2020, *MNRAS*, 491, 2834, doi: [10.1093/mnras/stz3140](https://doi.org/10.1093/mnras/stz3140)
- Covino, E., Esposito, M., Barbieri, M., et al. 2013, *A&A*, 554, A28, doi: [10.1051/0004-6361/201321298](https://doi.org/10.1051/0004-6361/201321298)
- Cowan, N. B., Machalek, P., Croll, B., et al. 2012, *ApJ*, 747, 82, doi: [10.1088/0004-637X/747/1/82](https://doi.org/10.1088/0004-637X/747/1/82)
- Crouzet, N., McCullough, P. R., Long, D., et al. 2017, *AJ*, 153, 94, doi: [10.3847/1538-3881/153/3/94](https://doi.org/10.3847/1538-3881/153/3/94)
- Crouzet, N., Healy, B. F., Hébrard, G., et al. 2020, *AJ*, 159, 44, doi: [10.3847/1538-3881/ab5b12](https://doi.org/10.3847/1538-3881/ab5b12)
- Cubillos, P., Harrington, J., Madhusudhan, N., et al. 2014, *ApJ*, 797, 42, doi: [10.1088/0004-637X/797/1/42](https://doi.org/10.1088/0004-637X/797/1/42)
- Damasso, M., Giacobbe, P., Calciolase, P., et al. 2010, *PASP*, 122, 1077, doi: [10.1086/656048](https://doi.org/10.1086/656048)
- Damasso, M., Esposito, M., Nascimbeni, V., et al. 2015, *A&A*, 581, L6, doi: [10.1051/0004-6361/201526995](https://doi.org/10.1051/0004-6361/201526995)
- de Val-Borro, M., Bakos, G. Á., Brahm, R., et al. 2016, *AJ*, 152, 161, doi: [10.3847/0004-6256/152/6/161](https://doi.org/10.3847/0004-6256/152/6/161)
- Deeg, H. J., Moutou, C., Erikson, A., et al. 2010, *Nature*, 464, 384, doi: [10.1038/nature08856](https://doi.org/10.1038/nature08856)
- Delrez, L., Van Grootel, V., Anderson, D. R., et al. 2014, *A&A*, 563, A143, doi: [10.1051/0004-6361/201323204](https://doi.org/10.1051/0004-6361/201323204)
- Delrez, L., Santerne, A., Almenara, J. M., et al. 2016, *MNRAS*, 458, 4025, doi: [10.1093/mnras/stw522](https://doi.org/10.1093/mnras/stw522)
- Delrez, L., Madhusudhan, N., Lendl, M., et al. 2018, *MNRAS*, 474, 2334, doi: [10.1093/mnras/stx2896](https://doi.org/10.1093/mnras/stx2896)
- Demangeon, O. D. S., Faedi, F., Hébrard, G., et al. 2018, *A&A*, 610, A63, doi: [10.1051/0004-6361/201731735](https://doi.org/10.1051/0004-6361/201731735)
- Deming, D., Wilkins, A., McCullough, P., et al. 2013, *ApJ*, 774, 95, doi: [10.1088/0004-637X/774/2/95](https://doi.org/10.1088/0004-637X/774/2/95)
- Diaz, R. F., Ramirez, S., Fernandez, J. M., et al. 2007, *The Astrophysical Journal*, 660, 850, doi: [10.1086/512721](https://doi.org/10.1086/512721)
- Dittmann, J. A., Close, L. M., Scuderi, L. J., Turner, J., & Stephenson, P. C. 2012, *NewA*, 17, 438, doi: [10.1016/j.newast.2011.10.003](https://doi.org/10.1016/j.newast.2011.10.003)
- Dorval, P., Talens, G. J. J., Otten, G. P. P. L., et al. 2020, *A&A*, 635, A60, doi: [10.1051/0004-6361/201935611](https://doi.org/10.1051/0004-6361/201935611)
- Dragomir, D., Kane, S. R., Pilyavsky, G., et al. 2011, *AJ*, 142, 115, doi: [10.1088/0004-6256/142/4/115](https://doi.org/10.1088/0004-6256/142/4/115)
- Dragomir, D., Matthews, J. M., Eastman, J. D., et al. 2013, *ApJL*, 772, L2, doi: [10.1088/2041-8205/772/1/L2](https://doi.org/10.1088/2041-8205/772/1/L2)
- Eastman, J., Siverd, R., & Gaudi, B. S. 2010, *PASP*, 122, 935, doi: [10.1086/655938](https://doi.org/10.1086/655938)
- Eastman, J. D., Beatty, T. G., Siverd, R. J., et al. 2016, *AJ*, 151, 45, doi: [10.3847/0004-6256/151/2/45](https://doi.org/10.3847/0004-6256/151/2/45)
- Edwards, B., Changeat, Q., Hou Yip, K., et al. 2019, in *EPSC-DPS Joint Meeting 2019*, Vol. 2019, EPSC–DPS2019–595
- Ehrenreich, D., Lovis, C., Allart, R., et al. 2020, *Nature*, 580, 597, doi: [10.1038/s41586-020-2107-1](https://doi.org/10.1038/s41586-020-2107-1)
- Enoch, B., Cameron, A. C., Anderson, D. R., et al. 2011a, *MNRAS*, 410, 1631, doi: [10.1111/j.1365-2966.2010.17550.x](https://doi.org/10.1111/j.1365-2966.2010.17550.x)
- Enoch, B., Anderson, D. R., Barros, S. C. C., et al. 2011b, *AJ*, 142, 86, doi: [10.1088/0004-6256/142/3/86](https://doi.org/10.1088/0004-6256/142/3/86)
- Espinoza, N., Bayliss, D., Hartman, J. D., et al. 2016, *AJ*, 152, 108, doi: [10.3847/0004-6256/152/4/108](https://doi.org/10.3847/0004-6256/152/4/108)
- Espinoza, N., Hartman, J. D., Bakos, G. Á., et al. 2019a, *AJ*, 158, 63, doi: [10.3847/1538-3881/ab26bb](https://doi.org/10.3847/1538-3881/ab26bb)
- Espinoza, N., Rackham, B. V., Jordán, A., et al. 2019b, *MNRAS*, 482, 2065, doi: [10.1093/mnras/sty2691](https://doi.org/10.1093/mnras/sty2691)
- Evans, T. M., Sing, D. K., Goyal, J. M., et al. 2018, *AJ*, 156, 283, doi: [10.3847/1538-3881/aaebff](https://doi.org/10.3847/1538-3881/aaebff)
- Faedi, F., Barros, S. C. C., Anderson, D. R., et al. 2011, *A&A*, 531, A40, doi: [10.1051/0004-6361/201116671](https://doi.org/10.1051/0004-6361/201116671)
- Faedi, F., Pollacco, D., Barros, S. C. C., et al. 2013, *A&A*, 551, A73, doi: [10.1051/0004-6361/201220520](https://doi.org/10.1051/0004-6361/201220520)
- Faedi, F., Gómez Maqueo Chew, Y., Pollacco, D., et al. 2016, *arXiv e-prints*, arXiv:1608.04225. <https://arxiv.org/abs/1608.04225>
- Fernandez, J. M., Holman, M. J., Winn, J. N., et al. 2009, *AJ*, 137, 4911, doi: [10.1088/0004-6256/137/6/4911](https://doi.org/10.1088/0004-6256/137/6/4911)
- Fischer, P. D., Knutson, H. A., Sing, D. K., et al. 2016, *ApJ*, 827, 19, doi: [10.3847/0004-637X/827/1/19](https://doi.org/10.3847/0004-637X/827/1/19)
- Fridlund, M., Hébrard, G., Alonso, R., et al. 2010, *A&A*, 512, A14, doi: [10.1051/0004-6361/200913767](https://doi.org/10.1051/0004-6361/200913767)
- Fukui, A., Narita, N., Tristram, P. J., et al. 2011, *PASJ*, 63, 287, doi: [10.1093/pasj/63.1.287](https://doi.org/10.1093/pasj/63.1.287)

- Fukui, A., Kawashima, Y., Ikoma, M., et al. 2014, *ApJ*, 790, 108, doi: [10.1088/0004-637X/790/2/108](https://doi.org/10.1088/0004-637X/790/2/108)
- Fukui, A., Narita, N., Kawashima, Y., et al. 2016, *ApJ*, 819, 27, doi: [10.3847/0004-637X/819/1/27](https://doi.org/10.3847/0004-637X/819/1/27)
- Fulton, B. J., Shporer, A., Winn, J. N., et al. 2011, *AJ*, 142, 84, doi: [10.1088/0004-6256/142/3/84](https://doi.org/10.1088/0004-6256/142/3/84)
- Fulton, B. J., Collins, K. A., Gaudi, B. S., et al. 2015, *The Astrophysical Journal*, 810, 30, doi: [10.1088/0004-637x/810/1/30](https://doi.org/10.1088/0004-637x/810/1/30)
- Gandolfi, D., Collier Cameron, A., Endl, M., et al. 2012, *A&A*, 543, L5, doi: [10.1051/0004-6361/201219533](https://doi.org/10.1051/0004-6361/201219533)
- Garai, Z., Pribulla, T., Komžík, R., et al. 2020, *MNRAS*, 491, 2760, doi: [10.1093/mnras/stz3235](https://doi.org/10.1093/mnras/stz3235)
- Garai, Z., Pribulla, T., Parviainen, H., et al. 2021, *MNRAS*, 508, 5514, doi: [10.1093/mnras/stab2929](https://doi.org/10.1093/mnras/stab2929)
- Garhart, E., Deming, D., Mandell, A., et al. 2020, *AJ*, 159, 137, doi: [10.3847/1538-3881/ab6cff](https://doi.org/10.3847/1538-3881/ab6cff)
- Gaudi, B. S., Stassun, K. G., Collins, K. A., et al. 2017, *Nature*, 546, 514, doi: [10.1038/nature22392](https://doi.org/10.1038/nature22392)
- Gibson, N. P., Aigrain, S., Barstow, J. K., et al. 2013a, *MNRAS*, 436, 2974, doi: [10.1093/mnras/stt1783](https://doi.org/10.1093/mnras/stt1783)
- . 2013b, *MNRAS*, 428, 3680, doi: [10.1093/mnras/sts307](https://doi.org/10.1093/mnras/sts307)
- Gibson, N. P., Pollacco, D., Simpson, E. K., et al. 2008, *A&A*, 492, 603, doi: [10.1051/0004-6361:200811015](https://doi.org/10.1051/0004-6361:200811015)
- . 2009, *ApJ*, 700, 1078, doi: [10.1088/0004-637X/700/2/1078](https://doi.org/10.1088/0004-637X/700/2/1078)
- Gibson, N. P., Pollacco, D. L., Barros, S., et al. 2010, *MNRAS*, 401, 1917, doi: [10.1111/j.1365-2966.2009.15770.x](https://doi.org/10.1111/j.1365-2966.2009.15770.x)
- Gill, S., Wheatley, P. J., Cooke, B. F., et al. 2020a, *ApJL*, 898, L11, doi: [10.3847/2041-8213/ab9eb9](https://doi.org/10.3847/2041-8213/ab9eb9)
- . 2020b, *ApJL*, 898, L11, doi: [10.3847/2041-8213/ab9eb9](https://doi.org/10.3847/2041-8213/ab9eb9)
- Gillon, M., Pont, F., Moutou, C., et al. 2006, *A&A*, 459, 249, doi: [10.1051/0004-6361:20065844](https://doi.org/10.1051/0004-6361:20065844)
- Gillon, M., Triaud, A. H. M. J., Mayor, M., et al. 2008, *A&A*, 485, 871, doi: [10.1051/0004-6361:20079238](https://doi.org/10.1051/0004-6361:20079238)
- Gillon, M., Anderson, D. R., Triaud, A. H. M. J., et al. 2009a, *A&A*, 501, 785, doi: [10.1051/0004-6361/200911749](https://doi.org/10.1051/0004-6361/200911749)
- Gillon, M., Smalley, B., Hebb, L., et al. 2009b, *A&A*, 496, 259, doi: [10.1051/0004-6361:200810929](https://doi.org/10.1051/0004-6361:200810929)
- Gillon, M., Demory, B. O., Triaud, A. H. M. J., et al. 2009c, *A&A*, 506, 359, doi: [10.1051/0004-6361/200912231](https://doi.org/10.1051/0004-6361/200912231)
- Gillon, M., Doyle, A. P., Lendl, M., et al. 2011, *A&A*, 533, A88, doi: [10.1051/0004-6361/201117198](https://doi.org/10.1051/0004-6361/201117198)
- Gillon, M., Triaud, A. H. M. J., Fortney, J. J., et al. 2012, *A&A*, 542, A4, doi: [10.1051/0004-6361/201218817](https://doi.org/10.1051/0004-6361/201218817)
- Gillon, M., Anderson, D. R., Collier-Cameron, A., et al. 2013, *A&A*, 552, A82, doi: [10.1051/0004-6361/201220561](https://doi.org/10.1051/0004-6361/201220561)
- . 2014, *A&A*, 562, L3, doi: [10.1051/0004-6361/201323014](https://doi.org/10.1051/0004-6361/201323014)
- Gómez Maqueo Chew, Y., Faedi, F., Pollacco, D., et al. 2013, *A&A*, 559, A36, doi: [10.1051/0004-6361/201322314](https://doi.org/10.1051/0004-6361/201322314)
- Granata, V., Nascimbeni, V., Piotto, G., et al. 2014, *Astronomische Nachrichten*, 335, 797, doi: [10.1002/asna.201412072](https://doi.org/10.1002/asna.201412072)
- Guillot, T., & Havel, M. 2011, *Astronomy & Astrophysics*, 527, A20, doi: [10.1051/0004-6361/201015051](https://doi.org/10.1051/0004-6361/201015051)
- Günther, M. N., Queloz, D., Gillen, E., et al. 2018, *MNRAS*, 478, 4720, doi: [10.1093/mnras/sty1193](https://doi.org/10.1093/mnras/sty1193)
- Guo, X., Crossfield, I. J. M., Dragomir, D., et al. 2020, *The Astronomical Journal*, 159, 239, doi: [10.3847/1538-3881/ab8815](https://doi.org/10.3847/1538-3881/ab8815)
- Hartman, J. D., Bakos, G. Á., Torres, G., et al. 2009, *ApJ*, 706, 785, doi: [10.1088/0004-637X/706/1/785](https://doi.org/10.1088/0004-637X/706/1/785)
- . 2011a, *ApJ*, 742, 59, doi: [10.1088/0004-637X/742/1/59](https://doi.org/10.1088/0004-637X/742/1/59)
- Hartman, J. D., Bakos, G. Á., Kipping, D. M., et al. 2011b, *ApJ*, 728, 138, doi: [10.1088/0004-637X/728/2/138](https://doi.org/10.1088/0004-637X/728/2/138)
- Hartman, J. D., Bakos, G. Á., Sato, B., et al. 2011c, *ApJ*, 726, 52, doi: [10.1088/0004-637X/726/1/52](https://doi.org/10.1088/0004-637X/726/1/52)
- Hartman, J. D., Bakos, G. Á., Béky, B., et al. 2012, *AJ*, 144, 139, doi: [10.1088/0004-6256/144/5/139](https://doi.org/10.1088/0004-6256/144/5/139)
- Hartman, J. D., Bakos, G. Á., Torres, G., et al. 2014, *AJ*, 147, 128, doi: [10.1088/0004-6256/147/6/128](https://doi.org/10.1088/0004-6256/147/6/128)
- Hartman, J. D., Bakos, G. Á., Buchhave, L. A., et al. 2015a, *AJ*, 150, 197, doi: [10.1088/0004-6256/150/6/197](https://doi.org/10.1088/0004-6256/150/6/197)
- Hartman, J. D., Bhatti, W., Bakos, G. Á., et al. 2015b, *AJ*, 150, 168, doi: [10.1088/0004-6256/150/6/168](https://doi.org/10.1088/0004-6256/150/6/168)
- Hartman, J. D., Bayliss, D., Brahm, R., et al. 2015c, *AJ*, 149, 166, doi: [10.1088/0004-6256/149/5/166](https://doi.org/10.1088/0004-6256/149/5/166)
- Hartman, J. D., Bakos, G. Á., Bhatti, W., et al. 2016, *AJ*, 152, 182, doi: [10.3847/0004-6256/152/6/182](https://doi.org/10.3847/0004-6256/152/6/182)
- Hartman, J. D., Bakos, G. Á., Bayliss, D., et al. 2019, *AJ*, 157, 55, doi: [10.3847/1538-3881/aaf8b6](https://doi.org/10.3847/1538-3881/aaf8b6)
- Hartman, J. D., Jordán, A., Bayliss, D., et al. 2020, *AJ*, 159, 173, doi: [10.3847/1538-3881/ab7821](https://doi.org/10.3847/1538-3881/ab7821)
- Hay, K. L., Collier-Cameron, A., Doyle, A. P., et al. 2016, *MNRAS*, 463, 3276, doi: [10.1093/mnras/stw2090](https://doi.org/10.1093/mnras/stw2090)
- Hebb, L., Collier-Cameron, A., Loeillet, B., et al. 2009, *ApJ*, 693, 1920, doi: [10.1088/0004-637X/693/2/1920](https://doi.org/10.1088/0004-637X/693/2/1920)
- Hebb, L., Collier-Cameron, A., Triaud, A. H. M. J., et al. 2010, *ApJ*, 708, 224, doi: [10.1088/0004-637X/708/1/224](https://doi.org/10.1088/0004-637X/708/1/224)
- Hébrard, G., Bouchy, F., Pont, F., et al. 2008, *A&A*, 488, 763, doi: [10.1051/0004-6361:200810056](https://doi.org/10.1051/0004-6361:200810056)
- Hébrard, G., Désert, J. M., Díaz, R. F., et al. 2010, *A&A*, 516, A95, doi: [10.1051/0004-6361/201014327](https://doi.org/10.1051/0004-6361/201014327)
- Hébrard, G., Collier Cameron, A., Brown, D. J. A., et al. 2013, *A&A*, 549, A134, doi: [10.1051/0004-6361/201220363](https://doi.org/10.1051/0004-6361/201220363)
- Hébrard, G., Díaz, R. F., Correia, A. C. M., et al. 2020, *A&A*, 640, A32, doi: [10.1051/0004-6361/202038296](https://doi.org/10.1051/0004-6361/202038296)
- Hellier, C., Anderson, D. R., Collier-Cameron, A., et al. 2011, *ApJL*, 730, L31, doi: [10.1088/2041-8205/730/2/L31](https://doi.org/10.1088/2041-8205/730/2/L31)
- Hellier, C., Anderson, D. R., Gillon, M., et al. 2009a, *ApJL*, 690, L89, doi: [10.1088/0004-637X/690/1/L89](https://doi.org/10.1088/0004-637X/690/1/L89)

- Hellier, C., Anderson, D. R., Collier Cameron, A., et al. 2009b, *Nature*, 460, 1098, doi: [10.1038/nature08245](https://doi.org/10.1038/nature08245)
- , 2010, *ApJL*, 723, L60, doi: [10.1088/2041-8205/723/1/L60](https://doi.org/10.1088/2041-8205/723/1/L60)
- , 2012, *MNRAS*, 426, 739, doi: [10.1111/j.1365-2966.2012.21780.x](https://doi.org/10.1111/j.1365-2966.2012.21780.x)
- Hellier, C., Anderson, D. R., Cameron, A. C., et al. 2014, *Monthly Notices of the Royal Astronomical Society*, 440, 19821992, doi: [10.1093/mnras/stu410](https://doi.org/10.1093/mnras/stu410)
- Hellier, C., Anderson, D. R., Collier Cameron, A., et al. 2014, *MNRAS*, 440, 1982, doi: [10.1093/mnras/stu410](https://doi.org/10.1093/mnras/stu410)
- , 2015, *AJ*, 150, 18, doi: [10.1088/0004-6256/150/1/18](https://doi.org/10.1088/0004-6256/150/1/18)
- Hellier, C., Anderson, D. R., Cameron, A. C., et al. 2016, *Monthly Notices of the Royal Astronomical Society*, 465, 3693, doi: [10.1093/mnras/stw3005](https://doi.org/10.1093/mnras/stw3005)
- Hellier, C., Anderson, D. R., Barkaoui, K., et al. 2019a, *MNRAS*, 490, 1479, doi: [10.1093/mnras/stz2713](https://doi.org/10.1093/mnras/stz2713)
- Hellier, C., Anderson, D. R., Bouchy, F., et al. 2019b, *MNRAS*, 482, 1379, doi: [10.1093/mnras/sty2741](https://doi.org/10.1093/mnras/sty2741)
- Henning, T., Mancini, L., Sarkis, P., et al. 2018, *AJ*, 155, 79, doi: [10.3847/1538-3881/aaa254](https://doi.org/10.3847/1538-3881/aaa254)
- Hjorth, M., Albrecht, S., Talens, G. J. J., et al. 2019, *A&A*, 631, A76, doi: [10.1051/0004-6361/201936082](https://doi.org/10.1051/0004-6361/201936082)
- Holman, M. J., & Murray, N. W. 2005, *Science*, 307, 1288, doi: [10.1126/science.1107822](https://doi.org/10.1126/science.1107822)
- Holman, M. J., Winn, J. N., Latham, D. W., et al. 2006, *ApJ*, 652, 1715, doi: [10.1086/508155](https://doi.org/10.1086/508155)
- , 2007, *ApJ*, 664, 1185, doi: [10.1086/519077](https://doi.org/10.1086/519077)
- Howard, A. W., Bakos, G. Á., Hartman, J., et al. 2012, *ApJ*, 749, 134, doi: [10.1088/0004-637X/749/2/134](https://doi.org/10.1088/0004-637X/749/2/134)
- Hoyer, S., López-Morales, M., Rojo, P., Minniti, D., & Adams, E. R. 2016a, *MNRAS*, 455, 1334, doi: [10.1093/mnras/stv2362](https://doi.org/10.1093/mnras/stv2362)
- Hoyer, S., Pallé, E., Dragomir, D., & Murgas, F. 2016b, *AJ*, 151, 137, doi: [10.3847/0004-6256/151/6/137](https://doi.org/10.3847/0004-6256/151/6/137)
- Hoyer, S., Rojo, P., & López-Morales, M. 2012, *ApJ*, 748, 22, doi: [10.1088/0004-637X/748/1/22](https://doi.org/10.1088/0004-637X/748/1/22)
- Hoyer, S., López-Morales, M., Rojo, P., et al. 2013, *MNRAS*, 434, 46, doi: [10.1093/mnras/stt962](https://doi.org/10.1093/mnras/stt962)
- Hrudková, M., Skillen, I., Benn, C., et al. 2009, in *Transiting Planets*, ed. F. Pont, D. Sasselov, & M. J. Holman, Vol. 253, 446–449, doi: [10.1017/S1743921308026896](https://doi.org/10.1017/S1743921308026896)
- Huang, C. X. 2020, *TESS Lightcurves From The MIT Quick-Look Pipeline ("QLP")*, STScI/MAST, doi: [10.17909/T9-R086-E880](https://doi.org/10.17909/T9-R086-E880)
- Huang, C. X., Hartman, J. D., Bakos, G. Á., et al. 2015, *AJ*, 150, 85, doi: [10.1088/0004-6256/150/3/85](https://doi.org/10.1088/0004-6256/150/3/85)
- Huitson, C. M., Désert, J. M., Bean, J. L., et al. 2017, *AJ*, 154, 95, doi: [10.3847/1538-3881/aa7f72](https://doi.org/10.3847/1538-3881/aa7f72)
- Irwin, J., Charbonneau, D., Nutzman, P., et al. 2008, *ApJ*, 681, 636, doi: [10.1086/588461](https://doi.org/10.1086/588461)
- Ivshina, E. S., & Winn, J. N. 2022, *transit-timing/tt: Transit Timing En Masse*, Zenodo, doi: [10.5281/ZENODO.5904270](https://doi.org/10.5281/ZENODO.5904270)
- Jackson, B., Jensen, E., Peacock, S., Arras, P., & Penev, K. 2016, *Celestial Mechanics and Dynamical Astronomy*, 126, 227, doi: [10.1007/s10569-016-9704-1](https://doi.org/10.1007/s10569-016-9704-1)
- Jenkins, J. M., Twicken, J. D., McCauliff, S., et al. 2016, in *Software and Cyberinfrastructure for Astronomy IV*, ed. G. Chiozzi & J. C. Guzman (SPIE), doi: [10.1117/12.2233418](https://doi.org/10.1117/12.2233418)
- Jiang, I.-G., Lai, C.-Y., Savushkin, A., et al. 2016, *AJ*, 151, 17, doi: [10.3847/0004-6256/151/1/17](https://doi.org/10.3847/0004-6256/151/1/17)
- Jiang, I.-G., Yeh, L.-C., Thakur, P., et al. 2013, *AJ*, 145, 68, doi: [10.1088/0004-6256/145/3/68](https://doi.org/10.1088/0004-6256/145/3/68)
- Johns, D., Reed, P. A., Rodriguez, J. E., et al. 2019, *AJ*, 158, 78, doi: [10.3847/1538-3881/ab24c7](https://doi.org/10.3847/1538-3881/ab24c7)
- Johns-Krull, C. M., McCullough, P. R., Burke, C. J., et al. 2008a, *ApJ*, 677, 657, doi: [10.1086/528950](https://doi.org/10.1086/528950)
- , 2008b, *ApJ*, 677, 657, doi: [10.1086/528950](https://doi.org/10.1086/528950)
- Johnson, J. A., Winn, J. N., Albrecht, S., et al. 2009, *PASP*, 121, 1104, doi: [10.1086/644604](https://doi.org/10.1086/644604)
- Johnson, J. A., Winn, J. N., Narita, N., et al. 2008, *ApJ*, 686, 649, doi: [10.1086/591078](https://doi.org/10.1086/591078)
- Johnson, J. A., Winn, J. N., Bakos, G. Á., et al. 2011, *ApJ*, 735, 24, doi: [10.1088/0004-637X/735/1/24](https://doi.org/10.1088/0004-637X/735/1/24)
- Johnson, M. C., Cochran, W. D., Collier Cameron, A., & Bayliss, D. 2015, *ApJL*, 810, L23, doi: [10.1088/2041-8205/810/2/L23](https://doi.org/10.1088/2041-8205/810/2/L23)
- Johnson, M. C., Rodriguez, J. E., Zhou, G., et al. 2018, *AJ*, 155, 100, doi: [10.3847/1538-3881/aaa5af](https://doi.org/10.3847/1538-3881/aaa5af)
- Jordán, A., & Bakos, G. Á. 2008, *The Astrophysical Journal*, 685, 543, doi: [10.1086/590549](https://doi.org/10.1086/590549)
- Jordán, A., Espinoza, N., Rabus, M., et al. 2013, *ApJ*, 778, 184, doi: [10.1088/0004-637X/778/2/184](https://doi.org/10.1088/0004-637X/778/2/184)
- Jordán, A., Brahm, R., Bakos, G. Á., et al. 2014, *AJ*, 148, 29, doi: [10.1088/0004-6256/148/2/29](https://doi.org/10.1088/0004-6256/148/2/29)
- Jordán, A., Bakos, G. Á., Bayliss, D., et al. 2020, *AJ*, 160, 222, doi: [10.3847/1538-3881/aba530](https://doi.org/10.3847/1538-3881/aba530)
- Joshi, Y. C., Pollacco, D., Collier Cameron, A., et al. 2009, *MNRAS*, 392, 1532, doi: [10.1111/j.1365-2966.2008.14178.x](https://doi.org/10.1111/j.1365-2966.2008.14178.x)
- Juncher, D., Buchhave, L. A., Hartman, J. D., et al. 2015, *PASP*, 127, 851, doi: [10.1086/682725](https://doi.org/10.1086/682725)
- Kipping, D. M., Bakos, G. Á., Hartman, J., et al. 2010, *ApJ*, 725, 2017, doi: [10.1088/0004-637X/725/2/2017](https://doi.org/10.1088/0004-637X/725/2/2017)
- Kipping, D. M., Hartman, J., Bakos, G. Á., et al. 2011, *AJ*, 142, 95, doi: [10.1088/0004-6256/142/3/95](https://doi.org/10.1088/0004-6256/142/3/95)
- Kirk, J., López-Morales, M., Wheatley, P. J., et al. 2019, *The Astronomical Journal*, 158, 144, doi: [10.3847/1538-3881/ab397d](https://doi.org/10.3847/1538-3881/ab397d)
- Kirk, J., Wheatley, P. J., Louden, T., et al. 2018, *MNRAS*, 474, 876, doi: [10.1093/mnras/stx2826](https://doi.org/10.1093/mnras/stx2826)
- Kokori, A., Tsiaras, A., Edwards, B., et al. 2021a, *arXiv e-prints*, arXiv:2110.13863. <https://arxiv.org/abs/2110.13863>
- , 2021b, *Experimental Astronomy*, doi: [10.1007/s10686-020-09696-3](https://doi.org/10.1007/s10686-020-09696-3)

- Konacki, M., Torres, G., Sasselov, D. D., et al. 2004, *ApJL*, 609, L37, doi: [10.1086/422600](https://doi.org/10.1086/422600)
- Kovács, G., Bakos, G. Á., Hartman, J. D., et al. 2010, *ApJ*, 724, 866, doi: [10.1088/0004-637X/724/2/866](https://doi.org/10.1088/0004-637X/724/2/866)
- Kozłowski, S. K., Sybilski, P. W., Konacki, M., et al. 2017, *PASP*, 129, 105001, doi: [10.1088/1538-3873/aa83aa](https://doi.org/10.1088/1538-3873/aa83aa)
- Kreidberg, L., Line, M. R., Bean, J. L., et al. 2015, *ApJ*, 814, 66, doi: [10.1088/0004-637X/814/1/66](https://doi.org/10.1088/0004-637X/814/1/66)
- Kuhn, R. B., Rodriguez, J. E., Collins, K. A., et al. 2016, *MNRAS*, 459, 4281, doi: [10.1093/mnras/stw880](https://doi.org/10.1093/mnras/stw880)
- Kundurthy, P., Becker, A. C., Agol, E., Barnes, R., & Williams, B. 2013, *ApJ*, 764, 8, doi: [10.1088/0004-637X/764/1/8](https://doi.org/10.1088/0004-637X/764/1/8)
- Labadie-Bartz, J., Rodriguez, J. E., Stassun, K. G., et al. 2019, *ApJS*, 240, 13, doi: [10.3847/1538-4365/aace7e](https://doi.org/10.3847/1538-4365/aace7e)
- Lam, K. W. F., Faedi, F., Brown, D. J. A., et al. 2017, *A&A*, 599, A3, doi: [10.1051/0004-6361/201629403](https://doi.org/10.1051/0004-6361/201629403)
- Lanza, A. F. 2020, *Monthly Notices of the Royal Astronomical Society*, 497, 39113924, doi: [10.1093/mnras/staa2186](https://doi.org/10.1093/mnras/staa2186)
- Latham, D. W., Bakos, G. Á., Torres, G., et al. 2009, *ApJ*, 704, 1107, doi: [10.1088/0004-637X/704/2/1107](https://doi.org/10.1088/0004-637X/704/2/1107)
- Lee, J. W., Youn, J.-H., Kim, S.-L., Lee, C.-U., & Hinse, T. C. 2012, *AJ*, 143, 95, doi: [10.1088/0004-6256/143/4/95](https://doi.org/10.1088/0004-6256/143/4/95)
- Lee, J. W., Youn, J.-H., Kim, S.-L., Lee, C.-U., & Koo, J.-R. 2011, *PASJ*, 63, 301, doi: [10.1093/pasj/63.1.301](https://doi.org/10.1093/pasj/63.1.301)
- Lendl, M., Cubillos, P. E., Hagelberg, J., et al. 2017, *A&A*, 606, A18, doi: [10.1051/0004-6361/201731242](https://doi.org/10.1051/0004-6361/201731242)
- Lendl, M., Gillon, M., Queloz, D., et al. 2013, *A&A*, 552, A2, doi: [10.1051/0004-6361/201220924](https://doi.org/10.1051/0004-6361/201220924)
- Lendl, M., Anderson, D. R., Collier-Cameron, A., et al. 2012, *A&A*, 544, A72, doi: [10.1051/0004-6361/201219585](https://doi.org/10.1051/0004-6361/201219585)
- Lendl, M., Triaud, A. H. M. J., Anderson, D. R., et al. 2014, *A&A*, 568, A81, doi: [10.1051/0004-6361/201424481](https://doi.org/10.1051/0004-6361/201424481)
- Lendl, M., Anderson, D. R., Bonfanti, A., et al. 2019, *MNRAS*, 482, 301, doi: [10.1093/mnras/sty2667](https://doi.org/10.1093/mnras/sty2667)
- Lendl, M., Csizmadia, S., Deline, A., et al. 2020, *A&A*, 643, A94, doi: [10.1051/0004-6361/202038677](https://doi.org/10.1051/0004-6361/202038677)
- Lewis, N. K., Knutson, H. A., Showman, A. P., et al. 2013, *ApJ*, 766, 95, doi: [10.1088/0004-637X/766/2/95](https://doi.org/10.1088/0004-637X/766/2/95)
- Lightkurve Collaboration, Cardoso, J. V. d. M., Hedges, C., et al. 2018, *Lightkurve: Kepler and TESS time series analysis in Python*. <http://ascl.net/1812.013>
- Lister, T. A., Anderson, D. R., Gillon, M., et al. 2009, *ApJ*, 703, 752, doi: [10.1088/0004-637X/703/1/752](https://doi.org/10.1088/0004-637X/703/1/752)
- Littlefield, C. 2011, arXiv e-prints, arXiv:1106.4312. <https://arxiv.org/abs/1106.4312>
- Louden, E. M., & Hartman, J. D. 2021, *MNRAS*, 501, 5393, doi: [10.1093/mnras/staa3995](https://doi.org/10.1093/mnras/staa3995)
- Lund, M. B., Rodriguez, J. E., Zhou, G., et al. 2017, *AJ*, 154, 194, doi: [10.3847/1538-3881/aa8f95](https://doi.org/10.3847/1538-3881/aa8f95)
- Maciejewski, G., Fernandez, M., Aceituno, F., et al. 2021, Revisiting TrES-5 b: departure from a linear ephemeris instead of short-period transit timing variation. <https://arxiv.org/abs/2110.14294>
- Maciejewski, G., Fernández, M., Aceituno, F., et al. 2021, *A&A*, 656, A88, doi: [10.1051/0004-6361/202142424](https://doi.org/10.1051/0004-6361/202142424)
- Maciejewski, G., Fernández, M., Sota, A., & García Segura, A. J. 2020, *AcA*, 70, 203, doi: [10.32023/0001-5237/70.3.3](https://doi.org/10.32023/0001-5237/70.3.3)
- Maciejewski, G., Fernández, M., Sota, A., & Segura, A. G. 2020, arXiv: Earth and Planetary Astrophysics
- Maciejewski, G., Stangret, M., Ohlert, J., et al. 2018a, *Information Bulletin on Variable Stars*, 6243, 1, doi: [10.22444/IBVS.6243](https://doi.org/10.22444/IBVS.6243)
- Maciejewski, G., Dimitrov, D., Seeliger, M., et al. 2013a, *A&A*, 551, A108, doi: [10.1051/0004-6361/201220739](https://doi.org/10.1051/0004-6361/201220739)
- Maciejewski, G., Niedzielski, A., Wolszczan, A., et al. 2013b, *AJ*, 146, 147, doi: [10.1088/0004-6256/146/6/147](https://doi.org/10.1088/0004-6256/146/6/147)
- Maciejewski, G., Ohlert, J., Dimitrov, D., et al. 2014, *AcA*, 64, 11. <https://arxiv.org/abs/1402.6518>
- Maciejewski, G., Fernández, M., Aceituno, F. J., et al. 2015, *A&A*, 577, A109, doi: [10.1051/0004-6361/201526031](https://doi.org/10.1051/0004-6361/201526031)
- Maciejewski, G., Dimitrov, D., Fernández, M., et al. 2016a, *A&A*, 588, L6, doi: [10.1051/0004-6361/201628312](https://doi.org/10.1051/0004-6361/201628312)
- Maciejewski, G., Dimitrov, D., Mancini, L., et al. 2016b, *AcA*, 66, 55. <https://arxiv.org/abs/1603.03268>
- Maciejewski, G., Dimitrov, D., Fernández, M., et al. 2016c, *A&A*, 588, L6, doi: [10.1051/0004-6361/201628312](https://doi.org/10.1051/0004-6361/201628312)
- Maciejewski, G., Fernández, M., Aceituno, F., et al. 2018b, *AcA*, 68, 371, doi: [10.32023/0001-5237/68.4.4](https://doi.org/10.32023/0001-5237/68.4.4)
- Mahtani, D. P., Maxted, P. F. L., Anderson, D. R., et al. 2013, *MNRAS*, 432, 693, doi: [10.1093/mnras/stt505](https://doi.org/10.1093/mnras/stt505)
- Mallon, M., Nascimbeni, V., Weingrill, J., et al. 2015a, *A&A*, 583, A138, doi: [10.1051/0004-6361/201425395](https://doi.org/10.1051/0004-6361/201425395)
- Mallon, M., von Essen, C., Weingrill, J., et al. 2015b, *A&A*, 580, A60, doi: [10.1051/0004-6361/201423778](https://doi.org/10.1051/0004-6361/201423778)
- Mallon, M., von Essen, C., Herrero, E., et al. 2019, *A&A*, 622, A81, doi: [10.1051/0004-6361/201834194](https://doi.org/10.1051/0004-6361/201834194)
- Mancini, L., Giordano, M., Mollière, P., et al. 2016a, *MNRAS*, 461, 1053, doi: [10.1093/mnras/stw1386](https://doi.org/10.1093/mnras/stw1386)
- Mancini, L., Kemmer, J., Southworth, J., et al. 2016b, *MNRAS*, 459, 1393, doi: [10.1093/mnras/stw659](https://doi.org/10.1093/mnras/stw659)
- Mancini, L., Ciceri, S., Chen, G., et al. 2013a, *MNRAS*, 436, 2, doi: [10.1093/mnras/stt1394](https://doi.org/10.1093/mnras/stt1394)
- Mancini, L., Southworth, J., Ciceri, S., et al. 2013b, *A&A*, 551, A11, doi: [10.1051/0004-6361/201220291](https://doi.org/10.1051/0004-6361/201220291)
- Mancini, L., Nikolov, N., Southworth, J., et al. 2013c, *MNRAS*, 430, 2932, doi: [10.1093/mnras/stt095](https://doi.org/10.1093/mnras/stt095)
- Mancini, L., Southworth, J., Ciceri, S., et al. 2014a, *A&A*, 568, A127, doi: [10.1051/0004-6361/201424106](https://doi.org/10.1051/0004-6361/201424106)
- . 2014b, *A&A*, 562, A126, doi: [10.1051/0004-6361/201323265](https://doi.org/10.1051/0004-6361/201323265)
- . 2014c, *MNRAS*, 443, 2391, doi: [10.1093/mnras/stu1286](https://doi.org/10.1093/mnras/stu1286)

- Mancini, L., Hartman, J. D., Penev, K., et al. 2015a, *A&A*, 580, A63, doi: [10.1051/0004-6361/201526069](https://doi.org/10.1051/0004-6361/201526069)
- Mancini, L., Esposito, M., Covino, E., et al. 2015b, *A&A*, 579, A136, doi: [10.1051/0004-6361/201526030](https://doi.org/10.1051/0004-6361/201526030)
- Mancini, L., Southworth, J., Raia, G., et al. 2017, *MNRAS*, 465, 843, doi: [10.1093/mnras/stw1987](https://doi.org/10.1093/mnras/stw1987)
- Mancini, L., Esposito, M., Covino, E., et al. 2018, *A&A*, 613, A41, doi: [10.1051/0004-6361/201732234](https://doi.org/10.1051/0004-6361/201732234)
- Mancini, L., Southworth, J., Mollière, P., et al. 2019, *MNRAS*, 485, 5168, doi: [10.1093/mnras/stz661](https://doi.org/10.1093/mnras/stz661)
- Mandel, K., & Agol, E. 2002, *ApJL*, 580, L171, doi: [10.1086/345520](https://doi.org/10.1086/345520)
- Mandushev, G., O'Donovan, F. T., Charbonneau, D., et al. 2007, *ApJL*, 667, L195, doi: [10.1086/522115](https://doi.org/10.1086/522115)
- Mandushev, G., Quinn, S. N., Buchhave, L. A., et al. 2011, *The Astrophysical Journal*, 741, 114, doi: [10.1088/0004-637x/741/2/114](https://doi.org/10.1088/0004-637x/741/2/114)
- Mandushev, G., Quinn, S. N., Buchhave, L. A., et al. 2011, *ApJ*, 741, 114, doi: [10.1088/0004-637X/741/2/114](https://doi.org/10.1088/0004-637X/741/2/114)
- Mannaday, V. K., Thakur, P., Jiang, I.-G., et al. 2020, *AJ*, 160, 47, doi: [10.3847/1538-3881/ab9818](https://doi.org/10.3847/1538-3881/ab9818)
- Mansfield, M., Bean, J. L., Stevenson, K. B., et al. 2020, *ApJL*, 888, L15, doi: [10.3847/2041-8213/ab5b09](https://doi.org/10.3847/2041-8213/ab5b09)
- Martínez, R. R., Gaudi, B. S., Rodriguez, J. E., et al. 2020, *The Astronomical Journal*, 160, 111, doi: [10.3847/1538-3881/ab9f2d](https://doi.org/10.3847/1538-3881/ab9f2d)
- Masuda, K. 2017, *AJ*, 154, 64, doi: [10.3847/1538-3881/aa7aeb](https://doi.org/10.3847/1538-3881/aa7aeb)
- Maxted, P. F. L., Anderson, D. R., Collier Cameron, A., et al. 2010a, *PASP*, 122, 1465, doi: [10.1086/657658](https://doi.org/10.1086/657658)
- Maxted, P. F. L., Anderson, D. R., Gillon, M., et al. 2010b, *AJ*, 140, 2007, doi: [10.1088/0004-6256/140/6/2007](https://doi.org/10.1088/0004-6256/140/6/2007)
- Maxted, P. F. L., Anderson, D. R., Collier Cameron, A., et al. 2011, *PASP*, 123, 547, doi: [10.1086/660007](https://doi.org/10.1086/660007)
- Maxted, P. F. L., Anderson, D. R., Doyle, A. P., et al. 2013a, *MNRAS*, 428, 2645, doi: [10.1093/mnras/sts231](https://doi.org/10.1093/mnras/sts231)
- Maxted, P. F. L., Anderson, D. R., Collier Cameron, A., et al. 2013b, *PASP*, 125, 48, doi: [10.1086/669231](https://doi.org/10.1086/669231)
- . 2016, *A&A*, 591, A55, doi: [10.1051/0004-6361/201628250](https://doi.org/10.1051/0004-6361/201628250)
- McCormac, J., Gillen, E., Jackman, J. A. G., et al. 2020, *MNRAS*, 493, 126, doi: [10.1093/mnras/staa115](https://doi.org/10.1093/mnras/staa115)
- McCullough, P. R., Stys, J. E., Valenti, J. A., et al. 2006, *ApJ*, 648, 1228, doi: [10.1086/505651](https://doi.org/10.1086/505651)
- McDonald, I., & Kerins, E. 2018, *MNRAS*, 477, L21, doi: [10.1093/mnrasl/sly045](https://doi.org/10.1093/mnrasl/sly045)
- McLeod, K. K., Rodriguez, J. E., Oelkers, R. J., et al. 2017, *AJ*, 153, 263, doi: [10.3847/1538-3881/aa6d5d](https://doi.org/10.3847/1538-3881/aa6d5d)
- Miralda-Escude, J. 2002, *The Astrophysical Journal*, 564, 1019, doi: [10.1086/324279](https://doi.org/10.1086/324279)
- Mislis, D., & Schmitt, J. H. M. M. 2009, *A&A*, 500, L45, doi: [10.1051/0004-6361/200811424](https://doi.org/10.1051/0004-6361/200811424)
- Mislis, D., Schröter, S., Schmitt, J. H. M. M., Cordes, O., & Reif, K. 2010, *A&A*, 510, A107, doi: [10.1051/0004-6361/200912910](https://doi.org/10.1051/0004-6361/200912910)
- Mislis, D., Mancini, L., Tregloan-Reed, J., et al. 2015, *Monthly Notices of the Royal Astronomical Society*, 448, 2617, doi: [10.1093/mnras/stv197](https://doi.org/10.1093/mnras/stv197)
- Mislis, D., Mancini, L., Tregloan-Reed, J., et al. 2015, *MNRAS*, 448, 2617, doi: [10.1093/mnras/stv197](https://doi.org/10.1093/mnras/stv197)
- Mohler-Fischer, M., Mancini, L., Hartman, J. D., et al. 2013, *A&A*, 558, A55, doi: [10.1051/0004-6361/201321663](https://doi.org/10.1051/0004-6361/201321663)
- Montalto, M., Iro, N., Santos, N. C., et al. 2015, *ApJ*, 811, 55, doi: [10.1088/0004-637X/811/1/55](https://doi.org/10.1088/0004-637X/811/1/55)
- Montalto, M., Gregorio, J., Boué, G., et al. 2012, *MNRAS*, 427, 2757, doi: [10.1111/j.1365-2966.2012.21926.x](https://doi.org/10.1111/j.1365-2966.2012.21926.x)
- Morvan, M., Nikolaou, N., Tsiaras, A., & Waldmann, I. P. 2020, *AJ*, 159, 109, doi: [10.3847/1538-3881/ab6aa7](https://doi.org/10.3847/1538-3881/ab6aa7)
- Moutou, C., Díaz, R. F., Udry, S., et al. 2011, *A&A*, 533, A113, doi: [10.1051/0004-6361/201116760](https://doi.org/10.1051/0004-6361/201116760)
- Močnik, T., Hellier, C., & Anderson, D. R. 2020, *PASP*, 132, 014401, doi: [10.1088/1538-3873/ab5598](https://doi.org/10.1088/1538-3873/ab5598)
- Močnik, T., Hellier, C., Anderson, D. R., Clark, B. J. M., & Southworth, J. 2017, *MNRAS*, 469, 1622, doi: [10.1093/mnras/stx972](https://doi.org/10.1093/mnras/stx972)
- Močnik, T., Anderson, D. R., Brown, D. J. A., et al. 2016, *PASP*, 128, 124403, doi: [10.1088/1538-3873/128/970/124403](https://doi.org/10.1088/1538-3873/128/970/124403)
- Moyano, M., Almeida, L. A., von Essen, C., Jablonski, F., & Pereira, M. G. 2017, *MNRAS*, 471, 650, doi: [10.1093/mnras/stx1612](https://doi.org/10.1093/mnras/stx1612)
- Murgas, F., Chen, G., Pallé, E., Nortmann, L., & Nowak, G. 2019, *A&A*, 622, A172, doi: [10.1051/0004-6361/201834063](https://doi.org/10.1051/0004-6361/201834063)
- Murgas, F., Pallé, E., Zapatero Osorio, M. R., et al. 2014, *A&A*, 563, A41, doi: [10.1051/0004-6361/201322374](https://doi.org/10.1051/0004-6361/201322374)
- Narita, N., Hirano, T., Sanchis-Ojeda, R., et al. 2010, *PASJ*, 62, L61, doi: [10.1093/pasj/62.6.L61](https://doi.org/10.1093/pasj/62.6.L61)
- Narita, N., Sato, B., Ohshima, O., & Winn, J. N. 2008, *PASJ*, 60, L1, doi: [10.1093/pasj/60.2.L1](https://doi.org/10.1093/pasj/60.2.L1)
- Narita, N., Enya, K., Sato, B., et al. 2007, *PASJ*, 59, 763, doi: [10.1093/pasj/59.4.763](https://doi.org/10.1093/pasj/59.4.763)
- NASA Exoplanet Archive. 2021, *Planetary Systems*, NExSci-Caltech/IPAC, doi: [10.26133/NEA12](https://doi.org/10.26133/NEA12)
- Nascimbeni, V., Piotto, G., Bedin, L. R., et al. 2011, *A&A*, 532, A24, doi: [10.1051/0004-6361/201116830](https://doi.org/10.1051/0004-6361/201116830)
- Nascimbeni, V., Cunial, A., Murabito, S., et al. 2013, *A&A*, 549, A30, doi: [10.1051/0004-6361/201219601](https://doi.org/10.1051/0004-6361/201219601)
- Neveu-VanMalle, M., Queloz, D., Anderson, D. R., et al. 2014, *A&A*, 572, A49, doi: [10.1051/0004-6361/201424744](https://doi.org/10.1051/0004-6361/201424744)
- Nielsen, L. D., Bouchy, F., Turner, O. D., et al. 2019, *MNRAS*, 489, 2478, doi: [10.1093/mnras/stz2351](https://doi.org/10.1093/mnras/stz2351)
- Nikolov, N., Chen, G., Fortney, J. J., et al. 2013, *A&A*, 553, A26, doi: [10.1051/0004-6361/201321084](https://doi.org/10.1051/0004-6361/201321084)

- Nikolov, N., Henning, T., Koppenhoefer, J., et al. 2012, *A&A*, 539, A159, doi: [10.1051/0004-6361/201118336](https://doi.org/10.1051/0004-6361/201118336)
- Nikolov, N., Sing, D. K., Pont, F., et al. 2014, *MNRAS*, 437, 46, doi: [10.1093/mnras/stt1859](https://doi.org/10.1093/mnras/stt1859)
- Nikolov, N., Sing, D. K., Burrows, A. S., et al. 2015, *MNRAS*, 447, 463, doi: [10.1093/mnras/stu2433](https://doi.org/10.1093/mnras/stu2433)
- Noyes, R. W., Bakos, G. Á., Torres, G., et al. 2008, *ApJL*, 673, L79, doi: [10.1086/527358](https://doi.org/10.1086/527358)
- Nutzman, P., Gilliland, R. L., McCullough, P. R., et al. 2011, *ApJ*, 726, 3, doi: [10.1088/0004-637X/726/1/3](https://doi.org/10.1088/0004-637X/726/1/3)
- Obermeier, C., Steuer, J., Kellermann, H., et al. 2020, *A&A*, 639, A130, doi: [10.1051/0004-6361/202037715](https://doi.org/10.1051/0004-6361/202037715)
- Oberst, T. E., Rodriguez, J. E., Colón, K. D., et al. 2017, *AJ*, 153, 97, doi: [10.3847/1538-3881/153/3/97](https://doi.org/10.3847/1538-3881/153/3/97)
- O'Donovan, F. T., Charbonneau, D., Mandushev, G., et al. 2006, *ApJL*, 651, L61, doi: [10.1086/509123](https://doi.org/10.1086/509123)
- Oliveira, J. M., Martioli, E., & Tucci-Maia, M. 2019, *Research Notes of the American Astronomical Society*, 3, 35, doi: [10.3847/2515-5172/ab06c7](https://doi.org/10.3847/2515-5172/ab06c7)
- Öztürk, O., & Erdem, A. 2019, *MNRAS*, 486, 2290, doi: [10.1093/mnras/stz747](https://doi.org/10.1093/mnras/stz747)
- Pál, A., & Kocsis, B. 2008, *Monthly Notices of the Royal Astronomical Society*, 389, 191, doi: [10.1111/j.1365-2966.2008.13512.x](https://doi.org/10.1111/j.1365-2966.2008.13512.x)
- Pál, A., Sárneczky, K., Szabó, G. M., et al. 2011, *MNRAS*, 413, L43, doi: [10.1111/j.1745-3933.2011.01029.x](https://doi.org/10.1111/j.1745-3933.2011.01029.x)
- Pál, A., Bakos, G. Á., Torres, G., et al. 2008, *ApJ*, 680, 1450, doi: [10.1086/588010](https://doi.org/10.1086/588010)
- Pál, A., Bakos, G. Á., Fernandez, J., et al. 2009, *ApJ*, 700, 783, doi: [10.1088/0004-637X/700/1/783](https://doi.org/10.1088/0004-637X/700/1/783)
- Pál, A., Bakos, G. Á., Torres, G., et al. 2010, *MNRAS*, 401, 2665, doi: [10.1111/j.1365-2966.2009.15849.x](https://doi.org/10.1111/j.1365-2966.2009.15849.x)
- Palle, E., Chen, G., Prieto-Arranz, J., et al. 2017, *A&A*, 602, L15, doi: [10.1051/0004-6361/201731018](https://doi.org/10.1051/0004-6361/201731018)
- Patra, K. C., Winn, J. N., Holman, M. J., et al. 2017, *AJ*, 154, 4, doi: [10.3847/1538-3881/aa6d75](https://doi.org/10.3847/1538-3881/aa6d75)
- Patra, K. C., Winn, J. N., Holman, M. J., et al. 2020, *The Astronomical Journal*, 159, 150, doi: [10.3847/1538-3881/ab7374](https://doi.org/10.3847/1538-3881/ab7374)
- Patra, K. C., Winn, J. N., Holman, M. J., et al. 2020, *AJ*, 159, 150, doi: [10.3847/1538-3881/ab7374](https://doi.org/10.3847/1538-3881/ab7374)
- Pearson, K. A., Turner, J. D., & Sagan, T. G. 2014, *NewA*, 27, 102, doi: [10.1016/j.newast.2013.08.002](https://doi.org/10.1016/j.newast.2013.08.002)
- Penev, K., Bakos, G. Á., Bayliss, D., et al. 2013, *AJ*, 145, 5, doi: [10.1088/0004-6256/145/1/5](https://doi.org/10.1088/0004-6256/145/1/5)
- Penev, K., Hartman, J. D., Bakos, G. Á., et al. 2016, *AJ*, 152, 127, doi: [10.3847/0004-6256/152/5/127](https://doi.org/10.3847/0004-6256/152/5/127)
- Pepper, J., Siverd, R. J., Beatty, T. G., et al. 2013, *The Astrophysical Journal*, 773, 64, doi: [10.1088/0004-637x/773/1/64](https://doi.org/10.1088/0004-637x/773/1/64)
- Pepper, J., Rodriguez, J. E., Collins, K. A., et al. 2017, *AJ*, 153, 215, doi: [10.3847/1538-3881/aa6572](https://doi.org/10.3847/1538-3881/aa6572)
- Petrucchi, R., Jofré, E., Ferrero, L. V., et al. 2018, *MNRAS*, 473, 5126, doi: [10.1093/mnras/stx2647](https://doi.org/10.1093/mnras/stx2647)
- Petrucchi, R., Jofré, E., Gómez Maqueo Chew, Y., et al. 2020, *MNRAS*, 491, 1243, doi: [10.1093/mnras/stz3034](https://doi.org/10.1093/mnras/stz3034)
- Petrucchi, R., Jofré, E., Melita, M., Gómez, M., & Mauas, P. 2015, *MNRAS*, 446, 1389, doi: [10.1093/mnras/stu2152](https://doi.org/10.1093/mnras/stu2152)
- Pollacco, D., Skillen, I., Collier Cameron, A., et al. 2008, *MNRAS*, 385, 1576, doi: [10.1111/j.1365-2966.2008.12939.x](https://doi.org/10.1111/j.1365-2966.2008.12939.x)
- Pont, F., Moutou, C., Gillon, M., et al. 2007, *A&A*, 465, 1069, doi: [10.1051/0004-6361:20066645](https://doi.org/10.1051/0004-6361:20066645)
- Püsküllü, ć., & Soyduğan, F. 2017, in *American Institute of Physics Conference Series*, Vol. 1815, Turkish Physical Society 32nd International Physics Congress, 080021, doi: [10.1063/1.4976453](https://doi.org/10.1063/1.4976453)
- Püsküllü, Ç., Soyduğan, F., Erdem, A., & Budding, E. 2017, *NewA*, 55, 39, doi: [10.1016/j.newast.2017.04.001](https://doi.org/10.1016/j.newast.2017.04.001)
- Queloz, D., Anderson, D. R., Collier Cameron, A., et al. 2010, *A&A*, 517, L1, doi: [10.1051/0004-6361/201014768](https://doi.org/10.1051/0004-6361/201014768)
- Quinn, S. N., Bakos, G. Á., Hartman, J., et al. 2012, *ApJ*, 745, 80, doi: [10.1088/0004-637X/745/1/80](https://doi.org/10.1088/0004-637X/745/1/80)
- Rabus, M., Deeg, H. J., Alonso, R., Belmonte, J. A., & Almenara, J. M. 2009, *A&A*, 508, 1011, doi: [10.1051/0004-6361/200912252](https://doi.org/10.1051/0004-6361/200912252)
- Raetz, S., Heras, A. M., Fernández, M., Casanova, V., & Marka, C. 2019, *MNRAS*, 483, 824, doi: [10.1093/mnras/sty3085](https://doi.org/10.1093/mnras/sty3085)
- Raetz, S., Mugrauer, M., Schmidt, T. O. B., et al. 2009, *Astronomische Nachrichten*, 330, 475, doi: [10.1002/asna.200811200](https://doi.org/10.1002/asna.200811200)
- Raetz, S., Maciejewski, G., Seeliger, M., et al. 2015, *MNRAS*, 451, 4139, doi: [10.1093/mnras/stv1219](https://doi.org/10.1093/mnras/stv1219)
- Ramón-Fox, F. G., & Sada, P. V. 2013, *RMxAA*, 49, 71, <https://arxiv.org/abs/1211.6481>
- Ranjan, S., Charbonneau, D., Désert, J.-M., et al. 2014, *ApJ*, 785, 148, doi: [10.1088/0004-637X/785/2/148](https://doi.org/10.1088/0004-637X/785/2/148)
- Rauer, H., Erikson, A., Kabath, P., et al. 2010, *AJ*, 139, 53, doi: [10.1088/0004-6256/139/1/53](https://doi.org/10.1088/0004-6256/139/1/53)
- Raynard, L., Goad, M. R., Gillen, E., et al. 2018, *MNRAS*, 481, 4960, doi: [10.1093/mnras/sty2581](https://doi.org/10.1093/mnras/sty2581)
- Ricci, D., Ramón-Fox, F. G., Ayala-Loera, C., et al. 2015, *PASP*, 127, 143, doi: [10.1086/680233](https://doi.org/10.1086/680233)
- Ricci, D., Sada, P. V., Navarro-Meza, S., et al. 2017, *PASP*, 129, 064401, doi: [10.1088/1538-3873/aa6b54](https://doi.org/10.1088/1538-3873/aa6b54)
- Ricker, G. R., Winn, J. N., Vanderspek, R., et al. 2014, *Journal of Astronomical Telescopes, Instruments, and Systems*, 1, 014003, doi: [10.1117/1.jatis.1.1.014003](https://doi.org/10.1117/1.jatis.1.1.014003)
- Ridden-Harper, A., Turner, J. D., & Jayawardhana, R. 2020, *AJ*, 160, 249, doi: [10.3847/1538-3881/abba1e](https://doi.org/10.3847/1538-3881/abba1e)
- Rodriguez, J. E., Colón, K. D., Stassun, K. G., et al. 2016, *AJ*, 151, 138, doi: [10.3847/0004-6256/151/6/138](https://doi.org/10.3847/0004-6256/151/6/138)

- Rodriguez, J. E., Eastman, J. D., Zhou, G., et al. 2019, *AJ*, 158, 197, doi: [10.3847/1538-3881/ab4136](https://doi.org/10.3847/1538-3881/ab4136)
- Rodríguez Martínez, R., Gaudi, B. S., Rodríguez, J. E., et al. 2020, *AJ*, 160, 111, doi: [10.3847/1538-3881/ab9f2d](https://doi.org/10.3847/1538-3881/ab9f2d)
- Sada, P. V., & Ramón-Fox, F. G. 2016, *PASP*, 128, 024402, doi: [10.1088/1538-3873/128/960/024402](https://doi.org/10.1088/1538-3873/128/960/024402)
- Sada, P. V., Deming, D., Jennings, D. E., et al. 2012, *PASP*, 124, 212, doi: [10.1086/665043](https://doi.org/10.1086/665043)
- Saeed, M. I., Goderya, S. N., & Chishtie, F. A. 2020, arXiv e-prints, arXiv:2011.07169. <https://arxiv.org/abs/2011.07169>
- Saha, S., Chakrabarty, A., & Sengupta, S. 2021, *AJ*, 162, 18, doi: [10.3847/1538-3881/ac01dd](https://doi.org/10.3847/1538-3881/ac01dd)
- Sanchis-Ojeda, R., & Winn, J. N. 2011, *ApJ*, 743, 61, doi: [10.1088/0004-637X/743/1/61](https://doi.org/10.1088/0004-637X/743/1/61)
- Sanchis-Ojeda, R., Winn, J. N., Holman, M. J., et al. 2011, *ApJ*, 733, 127, doi: [10.1088/0004-637X/733/2/127](https://doi.org/10.1088/0004-637X/733/2/127)
- Sariya, D. P., Jiang, I.-G., Su, L.-H., et al. 2021, *Research in Astronomy and Astrophysics*, 21, 097, doi: [10.1088/1674-4527/21/4/97](https://doi.org/10.1088/1674-4527/21/4/97)
- Sarkis, P., Henning, T., Hartman, J. D., et al. 2018, *AJ*, 156, 216, doi: [10.3847/1538-3881/aade54](https://doi.org/10.3847/1538-3881/aade54)
- Sato, B., Hartman, J. D., Bakos, G. Á., et al. 2012, *PASJ*, 64, 97, doi: [10.1093/pasj/64.5.97](https://doi.org/10.1093/pasj/64.5.97)
- Schanche, N., Hébrard, G., Collier Cameron, A., et al. 2020, *MNRAS*, 499, 428, doi: [10.1093/mnras/staa2848](https://doi.org/10.1093/mnras/staa2848)
- Schneider, J., Dedieu, C., Le Sidaner, P., Savalle, R., & Zolotukhin, I. 2011, *A&A*, 532, A79, doi: [10.1051/0004-6361/201116713](https://doi.org/10.1051/0004-6361/201116713)
- Schröter, S., Schmitt, J. H. M. M., & Müller, H. M. 2012, *A&A*, 539, A97, doi: [10.1051/0004-6361/201118536](https://doi.org/10.1051/0004-6361/201118536)
- Schwarz, G. 1978, *The Annals of Statistics*, 6, 461, doi: [10.1214/aos/1176344136](https://doi.org/10.1214/aos/1176344136)
- Sedaghati, E., Boffin, H. M. J., Delrez, L., et al. 2017, *MNRAS*, 468, 3123, doi: [10.1093/mnras/stx646](https://doi.org/10.1093/mnras/stx646)
- Sedaghati, E., Boffin, H. M. J., Jeřabková, T., et al. 2016, *A&A*, 596, A47, doi: [10.1051/0004-6361/201629090](https://doi.org/10.1051/0004-6361/201629090)
- Seeliger, M., Dimitrov, D., Kjurkchieva, D., et al. 2014, *MNRAS*, 441, 304, doi: [10.1093/mnras/stu567](https://doi.org/10.1093/mnras/stu567)
- Seeliger, M., Kitzte, M., Errmann, R., et al. 2015, *MNRAS*, 451, 4060, doi: [10.1093/mnras/stv1187](https://doi.org/10.1093/mnras/stv1187)
- Seidel, J. V., Lendl, M., Bourrier, V., et al. 2020, *A&A*, 643, A45, doi: [10.1051/0004-6361/202039058](https://doi.org/10.1051/0004-6361/202039058)
- Shan, S.-S., Yang, F., Lu, Y.-J., et al. 2021, arXiv e-prints, arXiv:2111.06678. <https://arxiv.org/abs/2111.06678>
- Shporer, A., Tamuz, O., Zucker, S., & Mazeh, T. 2007, *MNRAS*, 376, 1296, doi: [10.1111/j.1365-2966.2007.11537.x](https://doi.org/10.1111/j.1365-2966.2007.11537.x)
- Shporer, A., Bakos, G. Á., Bouchy, F., et al. 2009, *ApJ*, 690, 1393, doi: [10.1088/0004-637X/690/2/1393](https://doi.org/10.1088/0004-637X/690/2/1393)
- Shporer, A., Zhou, G., Fulton, B. J., et al. 2017, *The Astronomical Journal*, 154, 188, doi: [10.3847/1538-3881/aa8bb9](https://doi.org/10.3847/1538-3881/aa8bb9)
- Simpson, E. K., Faedi, F., Barros, S. C. C., et al. 2011a, *AJ*, 141, 8, doi: [10.1088/0004-6256/141/1/8](https://doi.org/10.1088/0004-6256/141/1/8)
- Simpson, E. K., Pollacco, D., Cameron, A. C., et al. 2011b, *MNRAS*, 414, 3023, doi: [10.1111/j.1365-2966.2011.18603.x](https://doi.org/10.1111/j.1365-2966.2011.18603.x)
- Simpson, E. K., Barros, S. C. C., Brown, D. J. A., et al. 2011, *The Astronomical Journal*, 141, 161, doi: [10.1088/0004-6256/141/5/161](https://doi.org/10.1088/0004-6256/141/5/161)
- Sing, D. K., Wakeford, H. R., Showman, A. P., et al. 2015, *MNRAS*, 446, 2428, doi: [10.1093/mnras/stu2279](https://doi.org/10.1093/mnras/stu2279)
- Siverd, R. J., Collins, K. A., Zhou, G., et al. 2017, *The Astronomical Journal*, 155, 35, doi: [10.3847/1538-3881/aa9e4d](https://doi.org/10.3847/1538-3881/aa9e4d)
- Skaf, N., Bieger, M. F., Edwards, B., et al. 2020, *AJ*, 160, 109, doi: [10.3847/1538-3881/ab94a3](https://doi.org/10.3847/1538-3881/ab94a3)
- Skillen, I., Pollacco, D., Collier Cameron, A., et al. 2009, *A&A*, 502, 391, doi: [10.1051/0004-6361/200912018](https://doi.org/10.1051/0004-6361/200912018)
- Smalley, B., Anderson, D. R., Collier Cameron, A., et al. 2010, *A&A*, 520, A56, doi: [10.1051/0004-6361/201014705](https://doi.org/10.1051/0004-6361/201014705)
- . 2011, *A&A*, 526, A130, doi: [10.1051/0004-6361/201015992](https://doi.org/10.1051/0004-6361/201015992)
- Smalley, B., Anderson, D. R., Collier-Cameron, A., et al. 2012, *A&A*, 547, A61, doi: [10.1051/0004-6361/201219731](https://doi.org/10.1051/0004-6361/201219731)
- Smith, A. M. S. 2015, *AcA*, 65, 117. <https://arxiv.org/abs/1412.0451>
- Smith, A. M. S., Anderson, D. R., Madhusudhan, N., et al. 2012a, *A&A*, 545, A93, doi: [10.1051/0004-6361/201219294](https://doi.org/10.1051/0004-6361/201219294)
- Smith, A. M. S., Anderson, D. R., Collier Cameron, A., et al. 2012b, *AJ*, 143, 81, doi: [10.1088/0004-6256/143/4/81](https://doi.org/10.1088/0004-6256/143/4/81)
- Smith, A. M. S., Anderson, D. R., Bouchy, F., et al. 2013, *A&A*, 552, A120, doi: [10.1051/0004-6361/201220727](https://doi.org/10.1051/0004-6361/201220727)
- Smith, A. M. S., Anderson, D. R., Armstrong, D. J., et al. 2014, *A&A*, 570, A64, doi: [10.1051/0004-6361/201424752](https://doi.org/10.1051/0004-6361/201424752)
- Smith, A. M. S., Csizmadia, S., Gandolfi, D., et al. 2019, *AcA*, 69, 135, doi: [10.32023/0001-5237/69.2.3](https://doi.org/10.32023/0001-5237/69.2.3)
- Sokov, E. N., Sokova, I. A., Dyachenko, V. V., et al. 2018, *MNRAS*, 480, 291, doi: [10.1093/mnras/sty1615](https://doi.org/10.1093/mnras/sty1615)
- Sonbas, E., Karaman, N., Özdönmez, A., et al. 2022, *MNRAS*, 509, 5102, doi: [10.1093/mnras/stab3270](https://doi.org/10.1093/mnras/stab3270)
- Southworth, J. 2011, *MNRAS*, 417, 2166, doi: [10.1111/j.1365-2966.2011.19399.x](https://doi.org/10.1111/j.1365-2966.2011.19399.x)
- Southworth, J., Bruni, I., Mancini, L., & Gregorio, J. 2012a, *MNRAS*, 420, 2580, doi: [10.1111/j.1365-2966.2011.20230.x](https://doi.org/10.1111/j.1365-2966.2011.20230.x)
- Southworth, J., Mancini, L., Maxted, P. F. L., et al. 2012b, *MNRAS*, 422, 3099, doi: [10.1111/j.1365-2966.2012.20828.x](https://doi.org/10.1111/j.1365-2966.2012.20828.x)
- Southworth, J., Tregloan-Reed, J., Pinhas, A., et al. 2018, *MNRAS*, 481, 4261, doi: [10.1093/mnras/sty2488](https://doi.org/10.1093/mnras/sty2488)
- Southworth, J., Hinse, T. C., Jørgensen, U. G., et al. 2009, *MNRAS*, 396, 1023, doi: [10.1111/j.1365-2966.2009.14767.x](https://doi.org/10.1111/j.1365-2966.2009.14767.x)
- Southworth, J., Mancini, L., Novati, S. C., et al. 2010, *MNRAS*, 408, 1680, doi: [10.1111/j.1365-2966.2010.17238.x](https://doi.org/10.1111/j.1365-2966.2010.17238.x)
- Southworth, J., Dominik, M., Jørgensen, U. G., et al. 2011, *A&A*, 527, A8, doi: [10.1051/0004-6361/201016183](https://doi.org/10.1051/0004-6361/201016183)

- Southworth, J., Hinse, T. C., Dominik, M., et al. 2012c, *MNRAS*, 426, 1338, doi: [10.1111/j.1365-2966.2012.21781.x](https://doi.org/10.1111/j.1365-2966.2012.21781.x)
- Southworth, J., Mancini, L., Browne, P., et al. 2013, *MNRAS*, 434, 1300, doi: [10.1093/mnras/stt1089](https://doi.org/10.1093/mnras/stt1089)
- Southworth, J., Hinse, T. C., Burgdorf, M., et al. 2014, *MNRAS*, 444, 776, doi: [10.1093/mnras/stu1492](https://doi.org/10.1093/mnras/stu1492)
- Southworth, J., Mancini, L., Ciceri, S., et al. 2015a, *MNRAS*, 447, 711, doi: [10.1093/mnras/stu2394](https://doi.org/10.1093/mnras/stu2394)
- Southworth, J., Mancini, L., Tregloan-Reed, J., et al. 2015b, *MNRAS*, 454, 3094, doi: [10.1093/mnras/stv2183](https://doi.org/10.1093/mnras/stv2183)
- Southworth, J., Tregloan-Reed, J., Andersen, M. I., et al. 2016, *MNRAS*, 457, 4205, doi: [10.1093/mnras/stw279](https://doi.org/10.1093/mnras/stw279)
- Southworth, J., Dominik, M., Jørgensen, U. G., et al. 2019, *MNRAS*, 490, 4230, doi: [10.1093/mnras/stz2602](https://doi.org/10.1093/mnras/stz2602)
- Sozzetti, A., Torres, G., Charbonneau, D., et al. 2009, *ApJ*, 691, 1145, doi: [10.1088/0004-637X/691/2/1145](https://doi.org/10.1088/0004-637X/691/2/1145)
- Spake, J. J., Brown, D. J. A., Doyle, A. P., et al. 2016, *PASP*, 128, 024401, doi: [10.1088/1538-3873/128/960/024401](https://doi.org/10.1088/1538-3873/128/960/024401)
- Stefansson, G., Mahadevan, S., Hebb, L., et al. 2017, *ApJ*, 848, 9, doi: [10.3847/1538-4357/aa88aa](https://doi.org/10.3847/1538-4357/aa88aa)
- Steffen, J. H., Ragozzine, D., Fabrycky, D. C., et al. 2012, *Proceedings of the National Academy of Sciences*, 109, 79827987, doi: [10.1073/pnas.1120970109](https://doi.org/10.1073/pnas.1120970109)
- Stevens, D. J., Collins, K. A., Gaudi, B. S., et al. 2017, *AJ*, 153, 178, doi: [10.3847/1538-3881/aa5ffb](https://doi.org/10.3847/1538-3881/aa5ffb)
- Stevenson, K. B., Bean, J. L., Seifahrt, A., et al. 2014, *AJ*, 147, 161, doi: [10.1088/0004-6256/147/6/161](https://doi.org/10.1088/0004-6256/147/6/161)
- . 2016, *ApJ*, 817, 141, doi: [10.3847/0004-637X/817/2/141](https://doi.org/10.3847/0004-637X/817/2/141)
- Stevenson, K. B., Line, M. R., Bean, J. L., et al. 2017, *AJ*, 153, 68, doi: [10.3847/1538-3881/153/2/68](https://doi.org/10.3847/1538-3881/153/2/68)
- Street, R. A., Simpson, E., Barros, S. C. C., et al. 2010, *ApJ*, 720, 337, doi: [10.1088/0004-637X/720/1/337](https://doi.org/10.1088/0004-637X/720/1/337)
- Su, L.-H., Jiang, I.-G., Sariya, D. P., et al. 2021, *AJ*, 161, 108, doi: [10.3847/1538-3881/abd4d8](https://doi.org/10.3847/1538-3881/abd4d8)
- Sun, L., Gu, S., Wang, X., et al. 2017, *AJ*, 153, 28, doi: [10.3847/1538-3881/153/1/28](https://doi.org/10.3847/1538-3881/153/1/28)
- Sun, L.-L., Gu, S.-H., Wang, X.-B., et al. 2015, *Research in Astronomy and Astrophysics*, 15, 117, doi: [10.1088/1674-4527/15/1/011](https://doi.org/10.1088/1674-4527/15/1/011)
- Sun, Z., Ji, J.-h., & Dong, Y. 2018, *ChA&A*, 42, 101, doi: [10.1016/j.chinastron.2018.01.007](https://doi.org/10.1016/j.chinastron.2018.01.007)
- Swift, J. J., Bottom, M., Johnson, J. A., et al. 2015, *Journal of Astronomical Telescopes, Instruments, and Systems*, 1, 027002, doi: [10.1117/1.JATIS.1.2.027002](https://doi.org/10.1117/1.JATIS.1.2.027002)
- Szabo, G. M., Haja, O., Sztatmary, K., Pal, A., & Kiss, L. L. 2010, *Information Bulletin on Variable Stars*, 5919, 1, <https://arxiv.org/abs/1001.3059>
- Szabó, G. M., Kiss, L. L., Benkő, J. M., et al. 2010, *A&A*, 523, A84, doi: [10.1051/0004-6361/201015172](https://doi.org/10.1051/0004-6361/201015172)
- Talens, G. J. J., Justesen, A. B., Albrecht, S., et al. 2018, *A&A*, 612, A57, doi: [10.1051/0004-6361/201731512](https://doi.org/10.1051/0004-6361/201731512)
- Temple, L. Y., Hellier, C., Albrow, M. D., et al. 2017, *MNRAS*, 471, 2743, doi: [10.1093/mnras/stx1729](https://doi.org/10.1093/mnras/stx1729)
- Temple, L. Y., Hellier, C., Almleaky, Y., et al. 2018, *MNRAS*, 480, 5307, doi: [10.1093/mnras/sty2197](https://doi.org/10.1093/mnras/sty2197)
- . 2019a, *AJ*, 157, 141, doi: [10.3847/1538-3881/ab095a](https://doi.org/10.3847/1538-3881/ab095a)
- Temple, L. Y., Hellier, C., Anderson, D. R., et al. 2019b, *MNRAS*, 490, 2467, doi: [10.1093/mnras/stz2632](https://doi.org/10.1093/mnras/stz2632)
- Tingley, B., Endl, M., Gazzano, J. C., et al. 2011, *A&A*, 528, A97, doi: [10.1051/0004-6361/201015480](https://doi.org/10.1051/0004-6361/201015480)
- Todorov, K. O., Deming, D., Knutson, H. A., et al. 2012, *ApJ*, 746, 111, doi: [10.1088/0004-637X/746/1/111](https://doi.org/10.1088/0004-637X/746/1/111)
- Torres, G., Konacki, M., Sasselov, D. D., & Jha, S. 2004, *ApJ*, 609, 1071, doi: [10.1086/421286](https://doi.org/10.1086/421286)
- Torres, G., Bakos, G. Á., Kovács, G., et al. 2007, *ApJL*, 666, L121, doi: [10.1086/521792](https://doi.org/10.1086/521792)
- Torres, G., Bakos, G. Á., Hartman, J., et al. 2010, *ApJ*, 715, 458, doi: [10.1088/0004-637X/715/1/458](https://doi.org/10.1088/0004-637X/715/1/458)
- Tregloan-Reed, J., & Southworth, J. 2013, *MNRAS*, 431, 966, doi: [10.1093/mnras/stt227](https://doi.org/10.1093/mnras/stt227)
- Tregloan-Reed, J., Southworth, J., & Tappert, C. 2013, *MNRAS*, 428, 3671, doi: [10.1093/mnras/sts306](https://doi.org/10.1093/mnras/sts306)
- Tregloan-Reed, J., Southworth, J., Burgdorf, M., et al. 2015, *MNRAS*, 450, 1760, doi: [10.1093/mnras/stv730](https://doi.org/10.1093/mnras/stv730)
- TriAUD, A. H. M. J., Queloz, D., Hellier, C., et al. 2011, *A&A*, 531, A24, doi: [10.1051/0004-6361/201016367](https://doi.org/10.1051/0004-6361/201016367)
- TriAUD, A. H. M. J., Anderson, D. R., Collier Cameron, A., et al. 2013, *A&A*, 551, A80, doi: [10.1051/0004-6361/201220900](https://doi.org/10.1051/0004-6361/201220900)
- TriAUD, A. H. M. J., Neveu-VanMalle, M., Lendl, M., et al. 2017, *MNRAS*, 467, 1714, doi: [10.1093/mnras/stx154](https://doi.org/10.1093/mnras/stx154)
- Tripathi, A., Winn, J. N., Johnson, J. A., et al. 2010, *ApJ*, 715, 421, doi: [10.1088/0004-637X/715/1/421](https://doi.org/10.1088/0004-637X/715/1/421)
- Turner, J. D., Ridden-Harper, A., & Jayawardhana, R. 2021, *AJ*, 161, 72, doi: [10.3847/1538-3881/abd178](https://doi.org/10.3847/1538-3881/abd178)
- Turner, J. D., Smart, B. M., Hardegree-Ullman, K. K., et al. 2013, *MNRAS*, 428, 678, doi: [10.1093/mnras/sts061](https://doi.org/10.1093/mnras/sts061)
- Turner, J. D., Pearson, K. A., Biddle, L. I., et al. 2016, *Monthly Notices of the Royal Astronomical Society*, 459, 789, doi: [10.1093/mnras/stw574](https://doi.org/10.1093/mnras/stw574)
- Turner, J. D., Leiter, R. M., Biddle, L. I., et al. 2017, *MNRAS*, 472, 3871, doi: [10.1093/mnras/stx2221](https://doi.org/10.1093/mnras/stx2221)
- Turner, O. D., Anderson, D. R., Collier Cameron, A., et al. 2016, *PASP*, 128, 064401, doi: [10.1088/1538-3873/128/964/064401](https://doi.org/10.1088/1538-3873/128/964/064401)
- Turner, O. D., Anderson, D. R., Barkaoui, K., et al. 2019, *MNRAS*, 485, 5790, doi: [10.1093/mnras/stz742](https://doi.org/10.1093/mnras/stz742)
- Valsecchi, F., Rappaport, S., Rasio, F. A., Marchant, P., & Rogers, L. A. 2015, *The Astrophysical Journal*, 813, 101, doi: [10.1088/0004-637x/813/2/101](https://doi.org/10.1088/0004-637x/813/2/101)

- Vanderburg, A., Becker, J. C., Buchhave, L. A., et al. 2017, *AJ*, 154, 237, doi: [10.3847/1538-3881/aa918b](https://doi.org/10.3847/1538-3881/aa918b)
- Vaňko, M., Maciejewski, G., Jakubík, M., et al. 2013, *MNRAS*, 432, 944, doi: [10.1093/mnras/stt502](https://doi.org/10.1093/mnras/stt502)
- Vereš, P., Budaj, J., Világi, J., Galád, A., & Kornoš, L. 2009, *Contributions of the Astronomical Observatory Skalnaté Pleso*, 39, 34. <https://arxiv.org/abs/0902.2583>
- Villanueva, S., J., Eastman, J. D., & Gaudi, B. S. 2016, *ApJ*, 820, 87, doi: [10.3847/0004-637X/820/2/87](https://doi.org/10.3847/0004-637X/820/2/87)
- Vines, J. I., Jenkins, J. S., Acton, J. S., et al. 2019, *MNRAS*, 489, 4125, doi: [10.1093/mnras/stz2349](https://doi.org/10.1093/mnras/stz2349)
- von Essen, C., Schröter, S., Agol, E., & Schmitt, J. H. M. M. 2013, *A&A*, 555, A92, doi: [10.1051/0004-6361/201321407](https://doi.org/10.1051/0004-6361/201321407)
- von Essen, C., Czesla, S., Wolter, U., et al. 2014, *A&A*, 561, A48, doi: [10.1051/0004-6361/201322453](https://doi.org/10.1051/0004-6361/201322453)
- von Essen, C., Wedemeyer, S., Sosa, M. S., et al. 2019, *A&A*, 628, A116, doi: [10.1051/0004-6361/201731966](https://doi.org/10.1051/0004-6361/201731966)
- Wakeford, H. R., Sing, D. K., Kataria, T., et al. 2017, *Science*, 356, 628, doi: [10.1126/science.aah4668](https://doi.org/10.1126/science.aah4668)
- Wakeford, H. R., Sing, D. K., Stevenson, K. B., et al. 2020, *AJ*, 159, 204, doi: [10.3847/1538-3881/ab7b78](https://doi.org/10.3847/1538-3881/ab7b78)
- Wang, S., Wang, X.-Y., Wang, Y.-H., et al. 2018a, *AJ*, 156, 181, doi: [10.3847/1538-3881/aadcf](https://doi.org/10.3847/1538-3881/aadcf)
- Wang, X.-b., Gu, S.-h., Collier Cameron, A., et al. 2014, *AJ*, 147, 92, doi: [10.1088/0004-6256/147/4/92](https://doi.org/10.1088/0004-6256/147/4/92)
- Wang, X.-Y., Wang, S., Hinse, T. C., et al. 2018b, *PASP*, 130, 064401, doi: [10.1088/1538-3873/aab93e](https://doi.org/10.1088/1538-3873/aab93e)
- Wang, X.-Y., Wang, Y.-H., Wang, S., et al. 2021, *ApJS*, 255, 15, doi: [10.3847/1538-4365/ac0835](https://doi.org/10.3847/1538-4365/ac0835)
- Wang, Y.-H., Wang, S., Liu, H.-G., et al. 2017, *AJ*, 154, 49, doi: [10.3847/1538-3881/aa7519](https://doi.org/10.3847/1538-3881/aa7519)
- Wang, Y.-H., Wang, S., Hinse, T. C., et al. 2019, *AJ*, 157, 82, doi: [10.3847/1538-3881/aaf6b6](https://doi.org/10.3847/1538-3881/aaf6b6)
- Weinberg, N. N., Sun, M., Arras, P., & Essick, R. 2017, *ApJL*, 849, L11, doi: [10.3847/2041-8213/aa9113](https://doi.org/10.3847/2041-8213/aa9113)
- West, R. G., Collier Cameron, A., Hebb, L., et al. 2009a, *A&A*, 502, 395, doi: [10.1051/0004-6361/200810973](https://doi.org/10.1051/0004-6361/200810973)
- West, R. G., Anderson, D. R., Gillon, M., et al. 2009b, *AJ*, 137, 4834, doi: [10.1088/0004-6256/137/6/4834](https://doi.org/10.1088/0004-6256/137/6/4834)
- West, R. G., Hellier, C., Almenara, J. M., et al. 2016, *A&A*, 585, A126, doi: [10.1051/0004-6361/201527276](https://doi.org/10.1051/0004-6361/201527276)
- Wilkins, A. N., Delrez, L., Barker, A. J., et al. 2017, *ApJL*, 836, L24, doi: [10.3847/2041-8213/aa5d9f](https://doi.org/10.3847/2041-8213/aa5d9f)
- Wilson, D. M., Enoch, B., Christian, D. J., et al. 2006, *PASP*, 118, 1245, doi: [10.1086/507957](https://doi.org/10.1086/507957)
- Wilson, D. M., Gillon, M., Hellier, C., et al. 2008, *ApJL*, 675, L113, doi: [10.1086/586735](https://doi.org/10.1086/586735)
- Winn, J. N. 2010, arXiv e-prints, arXiv:1001.2010. <https://arxiv.org/abs/1001.2010>
- Winn, J. N., Holman, M. J., Carter, J. A., et al. 2009, *AJ*, 137, 3826, doi: [10.1088/0004-6256/137/4/3826](https://doi.org/10.1088/0004-6256/137/4/3826)
- Winn, J. N., Holman, M. J., & Roussanova, A. 2007a, *ApJ*, 657, 1098, doi: [10.1086/510834](https://doi.org/10.1086/510834)
- Winn, J. N., Holman, M. J., Bakos, G. Á., et al. 2007b, *AJ*, 134, 1707, doi: [10.1086/521599](https://doi.org/10.1086/521599)
- Winn, J. N., Holman, M. J., Henry, G. W., et al. 2007c, *AJ*, 133, 1828, doi: [10.1086/512159](https://doi.org/10.1086/512159)
- Winn, J. N., Holman, M. J., Torres, G., et al. 2008, *ApJ*, 683, 1076, doi: [10.1086/589737](https://doi.org/10.1086/589737)
- Winn, J. N., Howard, A. W., Johnson, J. A., et al. 2011, *The Astronomical Journal*, 141, 63, doi: [10.1088/0004-6256/141/2/63](https://doi.org/10.1088/0004-6256/141/2/63)
- Wolf, A. S., & Ragozzine, D. 2009, in *Transiting Planets*, ed. F. Pont, D. Sasselov, & M. J. Holman, Vol. 253, 163–169, doi: [10.1017/S1743921308026367](https://doi.org/10.1017/S1743921308026367)
- Wong, I., Knutson, H. A., Cowan, N. B., et al. 2014, *ApJ*, 794, 134, doi: [10.1088/0004-637X/794/2/134](https://doi.org/10.1088/0004-637X/794/2/134)
- Wong, I., Knutson, H. A., Lewis, N. K., et al. 2015, *ApJ*, 811, 122, doi: [10.1088/0004-637X/811/2/122](https://doi.org/10.1088/0004-637X/811/2/122)
- Wong, I., Knutson, H. A., Kataria, T., et al. 2016, *The Astrophysical Journal*, 823, 122, doi: [10.3847/0004-637x/823/2/122](https://doi.org/10.3847/0004-637x/823/2/122)
- Yee, S. W., Winn, J. N., Knutson, H. A., et al. 2019, *The Astrophysical Journal*, 888, L5, doi: [10.3847/2041-8213/ab5c16](https://doi.org/10.3847/2041-8213/ab5c16)
- Yip, K. H., Changeat, Q., Edwards, B., et al. 2021, *AJ*, 161, 4, doi: [10.3847/1538-3881/abc179](https://doi.org/10.3847/1538-3881/abc179)
- Zellem, R. T., Pearson, K. A., Ciardi, D., et al. 2020, in *American Astronomical Society Meeting Abstracts*, Vol. 235, American Astronomical Society Meeting Abstracts #235, 337.07
- Zhang, M., Knutson, H. A., Kataria, T., et al. 2018, *AJ*, 155, 83, doi: [10.3847/1538-3881/aaa458](https://doi.org/10.3847/1538-3881/aaa458)
- Zhou, G., Bayliss, D., Penev, K., et al. 2014, *AJ*, 147, 144, doi: [10.1088/0004-6256/147/6/144](https://doi.org/10.1088/0004-6256/147/6/144)
- Zhou, G., Rodriguez, J. E., Collins, K. A., et al. 2016, *AJ*, 152, 136, doi: [10.3847/0004-6256/152/5/136](https://doi.org/10.3847/0004-6256/152/5/136)
- Zhou, G., Bakos, G. Á., Hartman, J. D., et al. 2017, *AJ*, 153, 211, doi: [10.3847/1538-3881/aa674a](https://doi.org/10.3847/1538-3881/aa674a)
- Zhou, G., Bakos, G. Á., Bayliss, D., et al. 2019a, *AJ*, 157, 31, doi: [10.3847/1538-3881/aaf1bb](https://doi.org/10.3847/1538-3881/aaf1bb)
- Zhou, G., Huang, C. X., Bakos, G. Á., et al. 2019b, *AJ*, 158, 141, doi: [10.3847/1538-3881/ab36b5](https://doi.org/10.3847/1538-3881/ab36b5)