

Lossy Gradient Compression: How Much Accuracy Can One Bit Buy?

Sadaf Salehkalaibar

*Electrical and Computer Engineering Department
McMaster University
Hamilton, Canada
salehkas@mcmaster.ca*

Stefano Rini

*Electrical and Computer Engineering Department
National Yang-Ming Chiao-Tung University (NYCU)
Hsinchu, Taiwan
stefano.rini@nycu.edu.tw*

Abstract—In federated learning (FL), a global model is trained at a Parameter Server (PS) by aggregating model updates obtained from multiple remote learners. Critically, the communication between the remote users and the PS is limited by the available power for transmission, while the transmission from the PS to the remote users can be considered unbounded. This gives rise to the distributed learning scenario in which the updates from the remote learners have to be compressed so as to meet communication rate constraints in the uplink transmission toward the PS. For this problem, one would like to compress the model updates so as to minimize the resulting loss in accuracy. In this paper, we take a rate-distortion approach to answer this question for the distributed training of a deep neural network (DNN). In particular, we define a measure of the compression performance, the *per-bit accuracy*, which addresses the ultimate model accuracy that a bit of communication brings to the centralized model. In order to maximize the per-bit accuracy, we consider modeling the gradient updates at remote learners as a generalized normal distribution. Under this assumption on the model update distribution, we propose a class of distortion measures for the design of quantizer for the compression of the model updates. We argue that this family of distortion measures, which we refer to as “ M -magnitude weighted L_2 ” norm, capture the practitioner intuition in the choice of gradient compressor. Numerical simulations are provided to validate the proposed approach.

Index Terms—Federated learning; Gradient compression; Gradient sparsification.

I. INTRODUCTION

Federated learning (FL) holds the promise of enabling the distributed training of large models over massive datasets while preserving data locality, guarantying scalability, and also preserving data privacy. Despite the great advantages promised by the FL, the communication overhead of distributed training poses a challenge to present-day network. As the size of the trained models and the number of devices participating to the training is ever-increasing, the transmission from remote users to the parameter server (PS) orchestrating the training process becomes the critical performance bottleneck [1], [2]. In order to address this issue, the design of an effective gradient compressor is of fundamental importance. In this paper, we propose the *per-bit accuracy* as a rate-distortion inspired approach to the design of an efficient gradient compressor for the distributed training. We also devise a gradient modeling

and a class of distortion measures for the design of gradient compression for the distributed DNN training.

A. Literature Review

In the recent years, there has been a significant interest in implementing FL algorithms [3]–[5]. Common in these approaches is the effort put forth in reducing the dimensionality of the gradients. Following [6], we shall refer to these dimensionality reduction schemes as *gradient compressors*. Gradient compressors can be divided in two classes: (i) gradient sparsification, [3]–[5], and (ii) gradient quantization [7]–[12]. These compression schemes improve the communication efficiency by reducing the dimensionality of the message being transmitted from the users to the PS through (i) sparsifying the transmitted model update and (ii) stochastic scalar quantization, i.e. non-subtractive dither quantization. In some literature, see [9], the dimensionality-reduction is performed on the whole gradient vector. More naively, constraints in the communication capabilities between the remote users and the PS can also be addressed by restricting the number of communication iterations between gradient updates [13], [14].

B. Contribution

In the following, we propose a rate-distortion oriented approach to the design of gradient compressors and identify the *per-bit accuracy* as the relevant performance measure for distributed training under communication constraints. In particular, we consider the FL training of DNNs and present relevant numerical simulations for this case. More specifically, we follow the modeling of the DNN gradients as in [15] and propose a set of distortion measures between the original and the compressed gradient to obtain a quantizer designed to be used for compression. We show that the such a compressor outperform other compressors considered in the literature, such as the gradient quantization and sparsification.

Notation: In the following, lower case boldface letters (eg. \mathbf{z}) are used for column vectors and uppercase boldface letters (eg. \mathbf{P}) designate matrices. The all-zero vector of dimension d is indicated as $\mathbf{0}_d$. We also adopt the shorthands $[m : n] \triangleq \{m, \dots, n\}$ and $[n] \triangleq \{1, \dots, n\}$. The 2-norm of the vector \mathbf{x} is indicated as $\|\mathbf{x}\|_2$.

Calligraphic scripts are used to denote sets (e.g. \mathcal{A}) and $|\mathcal{A}|$ is used to denote its cardinality.

II. SYSTEM MODEL

In the following, we consider the distributed training of a machine learning (ML) model across N devices where the communication between the remote device and the PS is limited to R bits per learner. Let us begin by introducing the optimization and the communication setting, followed by the formal statement of our performance optimization problem.

A. Optimization Setting

Consider the scenario with N clients each possess a local dataset $\mathcal{D}_n = \{\mathbf{d}_{nk}\}_{k \in [|\mathcal{D}_n|]}$ for $n \in [N]$ and wish to minimize the loss function \mathcal{L} as evaluated across all the local datasets and over the choice of model $\mathbf{w} \in \mathbb{R}^d$, that is

$$\mathcal{L}(\mathbf{w}) = \frac{1}{|\mathcal{D}|} \sum_{n \in [N]} \sum_{\mathbf{d}_{nk} \in \mathcal{D}_n} \mathcal{L}(\mathbf{d}_{nk}, \mathbf{w}), \quad (1)$$

For the *loss function* in (1), we assume that there exists a minimizer \mathbf{w}^* ,

$$\mathbf{w}^* = \underset{\mathbf{w} \in \mathbb{R}^d}{\operatorname{argmin}} \mathcal{L}(\mathbf{w}). \quad (2)$$

A common approach for numerically determining the optimal value in (2) is through the iterative application of (synchronous) stochastic gradient descent (SGD). In the SGD algorithm, the model parameter \mathbf{w} is updated at each iteration $t \in [T]$, by moving toward the negative direction of the gradient vector, that is

$$\mathbf{w}_{t+1} = \mathbf{w}_t - \eta_t \mathbf{g}_t \quad (3)$$

for $t \in [T]$ and $\mathbf{w}_0 = \mathbf{0}_d$ and where \mathbf{g}_t is the stochastic gradient of \mathcal{L} evaluated in \mathbf{w}_t , that is

$$\mathbb{E}[\mathbf{g}_t] = \nabla \mathcal{L}(\mathbf{w}_n), \quad (4)$$

and where η_t is an iteration-dependent step size η_t called *learning rate*.

In the FL setting, the iteration in (3) is distributed among N clients and is orchestrated by PS as follows: (i) each client $n \in [N]$ receives the current model estimate, \mathbf{w}_t of the optimal model \mathbf{w}^* over the infinite capacity link from the PS. The client then (ii) accesses its local dataset $\mathcal{D}_n = \{(\mathbf{d}_n(k), v_n(k))\}_{k \in [|\mathcal{D}_n|]}$ which includes $|\mathcal{D}_n|$ pairs with $|\mathcal{D}| = \sum_{n \in [N]} |\mathcal{D}_n|$ and computes the stochastic gradient as in (4). Finally (iii) each node communicates the gradient estimate \mathbf{g}_{nt} to the PS which then computes the term \mathbf{g}_t in (3) as

$$\mathbf{g}_t = \frac{1}{n} \sum_{n \in [N]} \mathbf{g}_{nt}, \quad (5)$$

and uses \mathbf{g}_t to update the model estimate as in (3).

When SGD is distributed among users in a FL setting, it is sometimes referred to as *federated averaging*.

B. Communication Setting

In the FL setting, the aggregation step in (5) is customarily assumed to take place over some noiseless, infinity capacity link connecting the PS and the remote users. In a practical scenario, the users can be wireless mobile, edge or IoT devices with significant limitations in the available power and computational capabilities: for this reason, in the following, we assume that the communication between the users and the PS takes place over a rate-limited channel of capacity dR , where d is the dimension of the model in Sec. II-A. This assumption arises from the fact that users use some physical and MAC layers' protocols that are capable of reliably delivering a certain payload from the users to the PS.

Given a gradient update \mathbf{g}_{nt} , the reduction of the rate to dR bits is indicated through the operators

$$\operatorname{comp}_R : \mathbb{R}^d \rightarrow \{0, \dots, 2^{dR} - 1\}, \quad (6)$$

and its inverse is denoted by $\operatorname{comp}_R^{-1}$. Note that in (6), we indicate the number of bits in the compression per model dimension. When gradients are compressed before transmissions, the evolution in (3) is rewritten as

$$\begin{aligned} \widehat{\mathbf{w}}_{t+1} &= \widehat{\mathbf{w}}_t - \eta_t \widehat{\mathbf{g}}_t \\ \widehat{\mathbf{g}}_t &= \frac{1}{n} \sum_{n \in [N]} \operatorname{comp}_R^{-1}(\operatorname{comp}_R(\mathbf{g}_{tn})). \end{aligned} \quad (7)$$

Note that more generally one could assume that there exists a different communication rate R_n between user n and the PS. For simplicity, we assume that all users adopt the same rate.

C. Performance Evaluation

In the following, we are interested in characterizing the compression performance in the terms of the loss of accuracy as a function of the gradient compression rate, more formally,

$$G_t(R) = \min_{\operatorname{comp}_R, \operatorname{comp}_R^{-1}} \|\mathcal{L}(\mathbf{w}_t) - \mathcal{L}(\widehat{\mathbf{w}}_t)\|_2, \quad (8)$$

for \mathbf{w}_t in (3) and $\widehat{\mathbf{w}}_t$ in (7). Note that $G_T(R)$ corresponds to the overall loss of accuracy due to compression at the end of the training horizon T . From a high-level perspective, (8) quantifies the loss of accuracy due to the quantization and compression of the gradient at rate R .

D. DNN training

In the remainder of the paper, we shall only consider the case in which the model \mathbf{w} in (2) corresponds to a DNN used for image classification.

In this section, we investigate the accuracy of several trained DNN models which employ NOW-UEP, EW-UEP, and block repetition coding to calculate the gradient matrix. More specifically, we present the classification results for the MNIST dataset, containing 552874 training samples with the DNN model defined in Table I. The model is trained using Stochastic Gradient Descent (SGD), with a learning rate of 0.0001, and

TABLE I
A SUMMARY OF THE MODEL LAYERS OF THE DNN IN SEC. II-D.

Layer (Type)	Output Shape	Param No.
conv2d (Conv2D) (top layer, #6)	(None, 32, 32, 32)	896
batch_normalization	(None, 32, 32, 32)	128
conv2d_1 (Conv2D)	(None, 32, 32, 32)	9248
batch_normalization_1	(None, 32, 32, 32)	128
max_pooling2d (MaxPooling2D)	(None, 16, 16, 32)	0
dropout (Dropout)	(None, 16, 16, 32)	0
conv2d_2 (Conv2D)	(None, 16, 16, 64)	18496
batch_normalization_2	(None, 16, 16, 64)	256
conv2d_3 (Conv2D)	(None, 16, 16, 64)	36928
batch_normalization_3	(None, 16, 16, 64)	256
max_pooling2d_1	(None, 8, 8, 64)	0
dropout_1 (Dropout)	(None, 8, 8, 64)	0
conv2d_4 (Conv2D) (middle layer, #24)	(None, 8, 8, 128)	73856
batch_normalization_4	(None, 8, 8, 128)	512
conv2d_5 (Conv2D)	(None, 8, 8, 128)	147584
batch_normalization_5	(None, 8, 8, 128)	512
max_pooling2d_2	(None, 4, 4, 128)	0
dropout_2 (Dropout)	(None, 4, 4, 128)	0
flatten (Flatten)	(None, 2048)	0
dense (Dense)	(None,128)	262272
batch_normalization_6	(None, 128)	512
dropout_3 (Dropout)	(None,128)	0
dense_1 (Dense) (bottom layer, #42)	(None,10)	1290

cross-entropy as loss. The images are passed through the model in mini batches of 32 at three epochs.

III. A RATE-DISTORTION APPROACH

In the following, we take a rate-distortion approach for the design of the optimal compressor in (8). In particular, we choose (i) a certain distribution to approximate the gradient entries, and (ii) choose a distortion that correlates the loss in accuracy in (8) when we compress the original weights. Once these two elements have been selected, we consider the compressor in (6) to be the quantizer designed to minimize the chosen distortion for the given source [16].

A. Gradient distribution

As argued in [15], the gradient entries observed performing the DNN training are well approximated by the generalized normal distribution [17]. Note that the generalized normal distribution encompasses the Laplace and normal distribution as a special case: DNN gradients have been assumed to follow a Laplace distribution in [18] while they have been assumed to have a normal distribution in [19], [20]. We argue that the generalized normal assumption also partially reconciles these two (partially conflicting) research results.

In Fig. 1, we plot (i) the histogram of the DNN gradient updates, (ii) the Laplace fitting, (iii) the normal fitting and (iv) the GenNorm fitting. As it can be observed, the gradient histogram is closer to the GenNorm distribution since it is

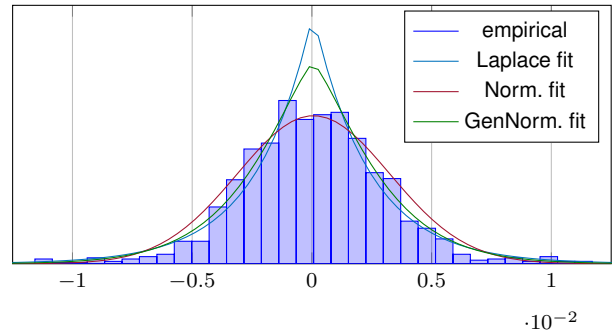


Fig. 1. Modeling of the gradient updates for layer 42

more concentrated in zero and it has heavier tails than the normal distribution.

B. Gradient Distortion

In choosing the distortion metric for our quantizer design, we keep two considerations in mind: (i) the effectiveness of sparsification and (ii) existing bounds on the accuracy loss from weight perturbation.

In the ML literature, it is well known that top K sparsification can be effectively used to reduce the dimensionality of the gradient updates while resulting in only a small loss in accuracy [6], [21], [22]. More precisely, top K sparsification in SGD consists in setting all but the K largest weights of the gradient entries to zero, while the largest entries are preserved in full precision.

Another approach for gradient compression is uniform quantization with non-subtractive dithering [9], [23]–[25], for unbiased quantization. This approach finds its theoretical foundations in works such as [26, eq. (8)] which bound the loss in accuracy as a function of the L_2 perturbation of the DNN weights.

Given the two compression approaches in which either (i) only the magnitude of the gradients is considered or (ii) the L_2 norm of the gradients is used for the quantizer design, we propose a new class of distortions combining these approaches which we term as M -magnitude weighted L_2 given in the following:

$$d(\mathbf{g}, \hat{\mathbf{g}}) = \frac{1}{d} \sum_{j=1}^d |g_j|^M |g_j - \hat{g}_j|^2, \quad (9)$$

where g_j and \hat{g}_j denote the j -th elements of \mathbf{g} and $\hat{\mathbf{g}}$ (gradient and quantized vectors), respectively.

C. Quantizer Design

We note that the K -means algorithm for the class of distortions in (9) takes a particularly simple form. In particular

$$c(i+1) = \frac{\int_{t(i)}^{t(i+1)} g^{M+1} \text{pdf}(g) dg}{\int_{t(i)}^{t(i+1)} g^M \text{pdf}(g) dg}, \quad (10a)$$

$$t(i+1) = \frac{c(i+1) + c(i)}{2}, \quad (10b)$$

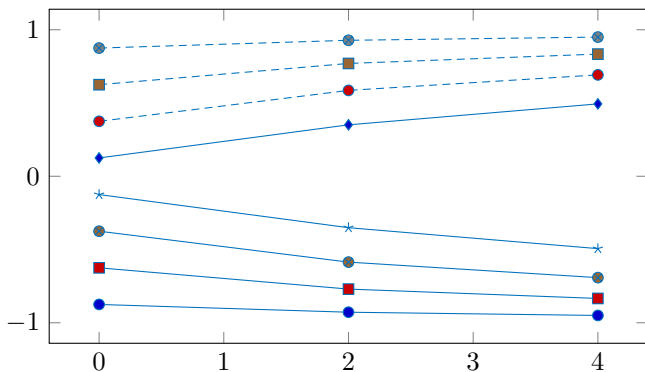


Fig. 2. Centroids for the scalar quantizer modeled by uniform distribution versus M as obtained from the K-means algorithm in Section III-C.

for $i \in [0, 2^R - 1]$ where 2^R is the number of quantization levels, $\text{pdf}(g)$ denotes the distribution fitted to the gradient vector, $c(\cdot)$ and $t(\cdot)$ represent the quantization center and threshold, respectively (in (10) we ignore the quantization boundaries due to limited space). A plot of the centroid position for our quantizer versus M is provided in Fig. 2. For this figure, a uniform distribution has been assumed in (10a)–(10b). As it can be seen, when M increases, the quantization centers get far away from zero concentrating at the end of the intervals.

IV. NUMERICAL EVALUATIONS

In this section, we compare the performance of our proposed quantizer with other conventional ML compression techniques. In the following, we first describe the details of the compressors that are used in our simulations.

A. Compression strategies

• **topK sparsification + scalar uniform quantization:** For the uniform quantizer with a given quantizer rate R_u , the 2^{R_u} quantization centers are uniformly distributed between the minimum and maximum values of the samples in each layer and each iteration. The sparsification level K_u is accordingly chosen such that

$$dR = \log \left(\frac{d}{K_u} \right) + R_u K_u. \quad (11)$$

• **topK sparsification + floating point representation:** In the context of (6), topK can be applied to meet the rate constraint only once a certain format for representing the gradient entries has been established. So, we consider a *floating point* (fp) representation of the entries with 16 and 8 bits. Accordingly, the number of the relationship between the sparsification parameter K , the digit precision p (in bits), and the rate constraint R in (8) is

$$dR = \log \left(\frac{d}{K_{\text{fp}}} \right) + K_{\text{fp}} p. \quad (12)$$

• **topK sparsification + 2-magnitude weighted L_2 :** For our proposed quantizer with a given rate R_{mw} , the $2^{R_{\text{mw}}}$

quantization centers at each layer and iteration are found by the K-means algorithm described in Section III-C for $M = 2$. We use a topK sparsification before our compressor where the sparsification level K_{mw} satisfies the following:

$$dR = \log \left(\frac{d}{K_{\text{mw}}} \right) + K_{\text{mw}} R_{\text{mw}}. \quad (13)$$

B. Simulation results

In Fig. 3, we plot the accuracy of the trained network for different quantization rates $dR = 500\text{kbits}$ and $dR = 1\text{Mbits}$. We use the network introduced in Table I. Notice that the accuracies have been reported after averaging over 5 different initializations. The compression strategies are as detailed in Sec. IV-A. For $dR = 500\text{kbits}$, we choose the following parameters for each of the quantizers:

- topK + uniform: $R_u = 2$, $K_u = 250000$,
- topK + 16fp: $p = 16$, $K_{\text{fp}} = 31250$,
- topK + 8fp : $p = 8$, $K_{\text{fp}} = 62500$,
- topK + 2-mw L_2 : $R_{\text{mw}} = 2$, $K_{\text{mw}} = 250000$,

and for $dR = 1\text{Mbits}$, the following set of parameters are proposed:

- topK + uniform: $R_u = 4$, $K_u = 250000$,
- topK + 16fp: $p = 16$, $K_{\text{fp}} = 62500$,
- topK + 8fp : $p = 8$, $K_{\text{fp}} = 125000$,
- topK + 2-mw L_2 : $R_{\text{mw}} = 4$, $K_{\text{mw}} = 250000$.

The blue dotted curve shows the accuracy of our proposed quantizer versus the iteration number. The performances of the uniform compressor, topK-8fp and topK-16fp are shown in red squared, yellow starred, green circled curves, respectively.

In Fig. 4, we plot the histogram of the gradients before and after compression at the 10th iteration shown by blue and red colors, respectively. The compression rate is chosen to be $R_{\text{mw}} = 4\text{bits/sample}$. The figure shows the histograms for the top, middle and bottom layers which are layers #6, #24, #42, respectively (specified in Table I). We expect that the quantization centers to be concentrated toward the tails of the gradient histogram since our distortion metric preserves gradient entries of larger magnitude over gradients with smaller magnitude. This fact can be clearly observed in the histogram of layer #24 at the right lobe. Another expectation is that the quantization bin with the largest frequency should be close to the center of the histogram since the modeled gradient distribution is concentrated in zero: this can be clearly verified by observing the lobes of histograms of all layers. One might expect that these two expected behaviours must show up in all parts of the histograms. However, it should be mentioned that having access to an infinite number of gradient samples is necessary for showing these average behaviours which is not possible when conducting numerical simulations.

The code for the numerical evaluations in this section is provided online at https://github.com/sadafsk/FL_RD.

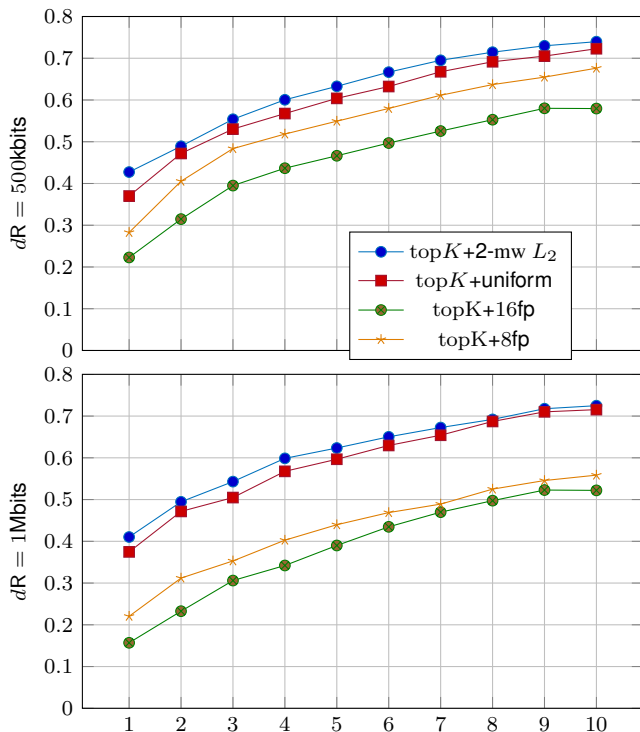


Fig. 3. Testing accuracy as a function of the iteration number for $dR = 500\text{kbits}$ and $dR = 1\text{Mbits}$, respectively.

V. CONCLUSION

In this paper, the problem of efficient gradient compression for DNN has been considered. In particular, we approach this problem from a rate-distortion perspective in which the quantizer used for compression is designed under an assumption on (i) the distribution of the gradient updates and (ii) the distortion measure which minimized the loss in accuracy. For (i), we assume that the gradient updates are in each DNN layer and at each iteration are identically and independently distributed according to a generalized normal distribution. For (ii), we assume that the distortion capturing the relationship between gradient perturbation and loss in accuracy is the M -magnitude weighted L_2 norm, that is the L_2 norm in which the error is further multiplied by the magnitude of the gradient to the power of M . We argue that this choice of distortion naturally bridges between two classical gradient sparsification approaches: $M = 0$ recovers uniform quantization, while $M \rightarrow \infty$ recovers topK sparsification. In this work, both of these assumptions are validated through numerical evaluations: a more theoretical justification of these two assumptions will be investigated in our future research.

REFERENCES

- [1] J. Konečný, H. B. McMahan, F. X. Yu, P. Richtárik, A. T. Suresh, and D. Bacon, "Federated learning: Strategies for improving communication efficiency," *arXiv preprint arXiv:1610.05492*, 2016.
- [2] T. Li, A. K. Sahu, A. Talwalkar, and V. Smith, "Federated learning: Challenges, methods, and future directions," *arXiv preprint arXiv:1908.07873*, 2019.

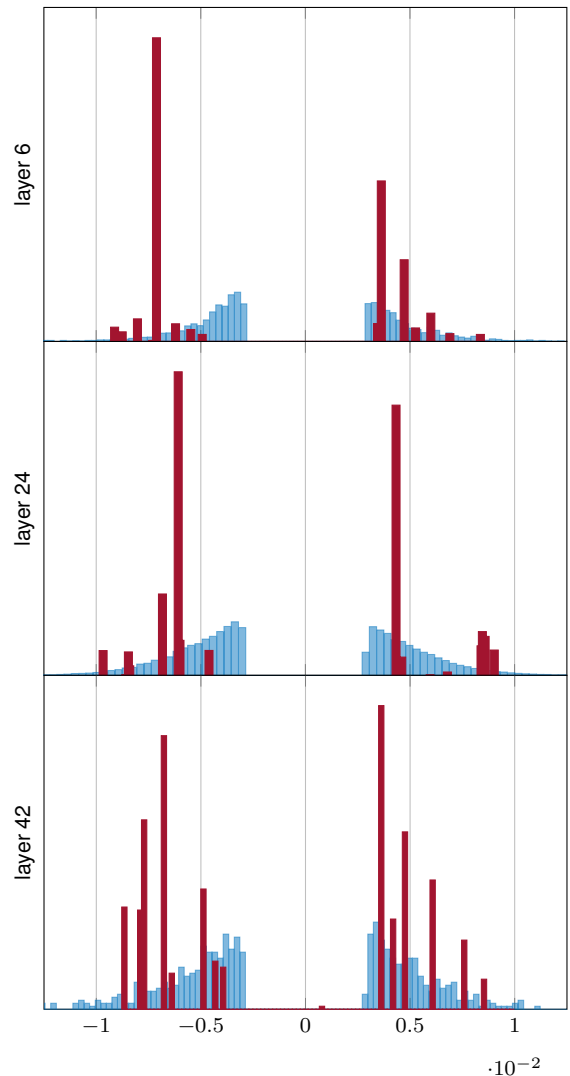


Fig. 4. Histogram before (blue) and after (red) compression of the gradient at iteration 10.

- [3] N. S. Shai Shalev-Shwartz and T. Zhang, "Trading accuracy for sparsity in optimization problems with sparsity constraints," *SIAM J. Optimization*, 2010.
- [4] H. Wang, S. Sievert, S. Liu, Z. Charles, D. Papailiopoulos, and S. Wright, "Atom: Communication-efficient learning via atomic sparsification," in *Advances in Neural Information Processing Systems*, 2018, pp. 9850–9861.
- [5] D. Alistarh, T. Hoefler, M. Johansson, N. Konstantinov, S. Khirirat, and C. Renggli, "The convergence of sparsified gradient methods," in *Advances in Neural Information Processing Systems*, 2018, pp. 5973–5983.
- [6] S. U. Stich, J.-B. Cordonnier, and M. Jaggi, "Sparsified sgd with memory," in *Advances in Neural Information Processing Systems 31*, 2018, pp. 4448–4459.
- [7] F. Seide, H. Fu, J. Droppo, G. Li, and D. Yu, "1-bit stochastic gradient descent and its application to data-parallel distributed training of speech dnns," in *INTERSPEECH*, 2014, pp. 9850–9861.
- [8] J. Konečný, H. B. McMahan, F. X. Yu, P. Richtárik, A. T. Suresh, and D. Bacon, "Federated learning: Strategies for improving communication efficiency," Available: <https://arxiv.org/abs/1610.05492v1>, 2016.
- [9] V. Gandikota, R. K. Maity, and A. Mazumdar, "vqSGD: Vector quantized stochastic gradient descent," Available: <https://arxiv.org/pdf/1911.07971.pdf>, 2019.
- [10] J. Bernstein, Y.-X. Wang, K. Azizzadenesheli, and A. Anandkumar,

- “signSGD: Compressed optimization for non-convex problems,” in *Advances in Neural Information Processing Systems*, 2018, pp. 560–569.
- [11] N. Agarwal, A. T. Suresh, F. X. Yu, S. Kumar, and B. McMahan, “cpSGD: Communication-efficient and differentially-private distributed SGD,” in *32nd Advances in Neural Information Processing Systems (NIPS)*, Montréal, Canada, Dec. 2018, pp. 7564–7575.
- [12] T. Li, Z. Liu, V. Sekar, and V. Smith, “Privacy for free: Communication efficient learning with differential privacy using sketches,” Available: <https://arxiv.org/abs/1911.00972>, 2019.
- [13] H. B. McMahan, D. R. K. Talwar, and L. Zhang, “Learning differentially private recurrent language models,” in *Int. Conf. Learning Representations (ICRL)*, 2018.
- [14] R. Hu, Y. Gong, and Y. Guo, “CPFed: Communication-efficient and privacy-preserving federated learning,” *arXiv preprint arXiv:2003.13761*, 2020.
- [15] Z.-J. Chen, E. E. Hernandez, Y.-C. Huang, and S. Rini, “Dnn gradient lossless compression: Can gennorm be the answer?” *arXiv preprint arXiv:2111.07599*, 2021.
- [16] Y. Linde, A. Buzo, and R. Gray, “An algorithm for vector quantizer design,” *IEEE Transactions on communications*, vol. 28, no. 1, pp. 84–95, 1980.
- [17] M. K. Varanasi and B. Aazhang, “Parametric generalized gaussian density estimation,” *The Journal of the Acoustical Society of America*, vol. 86, no. 4, pp. 1404–1415, 1989.
- [18] B. Isik, A. No, and T. Weissman, “Successive pruning for model compression via rate distortion theory,” *arXiv preprint arXiv:2102.08329*, 2021.
- [19] J. Lee, Y. Bahri, R. Novak, S. S. Schoenholz, J. Pennington, and J. Sohl-Dickstein, “Deep neural networks as gaussian processes,” *arXiv preprint arXiv:1711.00165*, 2017.
- [20] A. G. d. G. Matthews, M. Rowland, J. Hron, R. E. Turner, and Z. Ghahramani, “Gaussian process behaviour in wide deep neural networks,” *arXiv preprint arXiv:1804.11271*, 2018.
- [21] D. Alistarh, T. Hoefler, M. Johansson, S. Khirirat, N. Konstantinov, and C. Renggli, “The convergence of sparsified gradient methods,” *arXiv preprint arXiv:1809.10505*, 2018.
- [22] D. Alistarh, T. Hoefler, M. Johansson, N. Konstantinov, S. Khirirat, and C. Renggli, “The convergence of sparsified gradient methods,” in *Advances in Neural Information Processing Systems 31*, S. Bengio, H. Wallach, H. Larochelle, K. Grauman, N. Cesa-Bianchi, and R. Garnett, Eds. Curran Associates, Inc., 2018, pp. 5976–5986.
- [23] D. Alistarh, J. Li, R. Tomioka, and M. Vojnovic, “QSGD: Randomized quantization for communication-optimal stochastic gradient descent,” *CoRR*, vol. abs/1610.02132, 2016, [Online]. Available: <http://arxiv.org/abs/1610.02132>.
- [24] W. Wen, C. Xu, F. Yan, C. Wu, Y. Wang, Y. Chen, and H. Li, “Terngrad: Ternary gradients to reduce communication in distributed deep learning,” in *Advances in Neural Information Processing Systems 30*, 2017, pp. 1509–1519.
- [25] H. Tang, S. Gan, C. Zhang, T. Zhang, and J. Liu, “Communication compression for decentralized training,” in *Advances in Neural Information Processing Systems 31*. Curran Associates, Inc., 2018, pp. 7662–7672.
- [26] J. Lee, S. Park, S. Mo, S. Ahn, and J. Shin, “Layer-adaptive sparsity for the magnitude-based pruning,” in *International Conference on Learning Representations*, 2020.