

# Bandwidth-Constrained Distributed Quickest Change Detection in Heterogeneous Sensor Networks: Anonymous vs Non-Anonymous Settings

Wen-Hsuan Li and Yu-Chih Huang

Institute of Communications Engineering  
National Yang Ming Chiao Tung University, Taiwan  
E-mail: {vincent, jerryhuang}@nycu.edu.tw

**Abstract**—The heterogeneous distributed quickest changed detection (HetDQCD) problem with 1-bit feedback is studied, in which a fusion center monitors an abrupt change through a bunch of heterogeneous sensors via anonymous 1-bit feedbacks. Two fusion rules, one-shot and voting rules, are considered. We analyze the performance in terms of the worst-case expected detection delay and the average run length to false alarm for the two fusion rules. Our analysis unveils the mixed impact of involving more sensors into the decision and enables us to find near optimal choices of parameters in the two schemes. Notably, it is shown that, in contrast to the homogeneous setting, the first alarm rule may no longer lead to the best performance among one-shot schemes. The non-anonymous setting is also investigated where a simple scheme that only accepts alarms from the most informative sensors is shown to outperform all the above schemes and the mixture CUSUM scheme for the anonymous HetDQCD, hinting at the price of anonymity.

## I. INTRODUCTION

Quickest changed detection (QCD) investigates efficient detection of an abrupt change under a tolerant false alarm constraint. Such a classical problem in statistical analysis and signal processing has numerous applications [1]–[3], and several fundamental results have been proposed from early works [4]–[6]. In particular, Page in [4] proposed the well-known cumulative sum (CUSUM) test. For the criterion in [5], Lorden [5] and Moustakides [6] proved the asymptotic and exact optimality of the CUSUM test, respectively.

With the rise of Internet of Things (IoT) and distributed learning/computing, the requirement of efficient anomaly detection has become exceptionally crucial, and QCD has found its applications in such distributed systems [7]. For example, the smart grid is suffered from the risk of cyberattack, and in order to avoid the damage due to critical voltage variation, one can detect the line outage with low latency by applying QCD algorithm on certain small-signal power model [8]. However, the task of detection is usually carried out by a fusion center through distributed sensors who feedback their observations/decisions via band-limited links. To overcome bandwidth constraints, Mei [9] proposed a family of schemes where the sensors feedback the binary messages that whether the local CUSUM statistics reach a certain predefined threshold. When the fusion center applied consensus rule to combine feedback messages, Mei [9] verified the asymptotic optimality

of this stopping rule. However, the simulations in [9] and [10] showed that the consensus rule is not exactly optimal. In [11], Banerjee and Fellouris considered the same problem and further investigated the performance of the one-shot and voting rules with various number of alarms. The second order analysis in [11] indicated that the first alarm is the best choice among one-shot schemes, while the majority vote rule is a reasonably good strategy among the voting rules.

Another challenge in distributed QCD is the difference among the quality of information sent from the sensors. This discrepancy could originate from several sources such as transmission error/noise, sensing abilities, cyberattacks, etc. Such a problem with Byzantine attacks being the source of discrepancy has been investigated in [12] and [13]. The heterogeneous distributed QCD (HetDQCD) problem in [14] modeled the heterogeneity by assuming each sensor's observations are drawn from a possibly non-identical but independent distribution. Sun *et al.* in [14] showed that the mixture CUSUM procedure is an optimal anonymous rule when the observations are directly available at the fusion center.

Two questions naturally arise from this premise: 1) *How to anonymously detect the change efficiently in HetDQCD under bandwidth constraints?* 2) *Does knowing the identities of the sensors (i.e., non-anonymous setting) help us achieve a better performance?* In this paper, we partially answer the above two questions for HetDQCD with 1-bit feedback. To address the first question, both the one-shot and voting rules in the anonymous HetDQCD are considered and analyzed. Our first order analysis reveals appropriate choices of the ratios between thresholds of different sensors in both the one-shot and voting schemes. Furthermore, based on our second order analysis, the (asymptotically) optimal choice of the number of alarms we should wait in the one-shot scheme and that of the number of votes in the voting rule are derived. Our results indicate that among the one-shot schemes, the first alarm scheme may no longer be the best, which is in sharp contrast to the homogeneous setting. To address the second question, a simple scheme is considered where we exploit the knowledge of sensors' identities and only accept alarms from the most informative sensors. Analytic and simulation results show that this simple scheme can outperform all the schemes considered for anonymous HetDQCD and the mixture

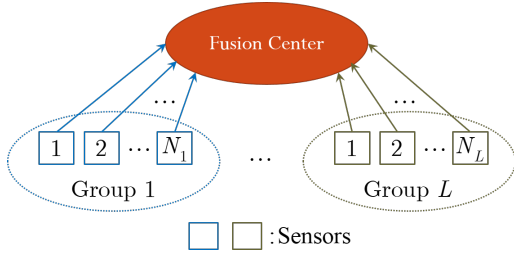


Fig. 1: The heterogeneous wireless sensor network.

CUSUM, hinting at the price of anonymity.

The remainder of this paper is organized as follows. Section II states the network model and problem formulation. The main results and some discussions are shown in Section III, which are verified via computer simulations in Section IV. Finally, Section V concludes the paper.

## II. BACKGROUND

In this section, we introduce the network model, the local detection rule adopted at each sensor, and two fusion rules considered in this paper. The problem studied in this paper is to carefully analyze these schemes and provide efficient detection rule for HetDQCD with 1-bit feedback based on the analysis.

### A. Problem formulation

We consider the heterogeneous sensor network as illustrated in Fig. 1, where  $N$  sensors assist the fusion center in detecting an abrupt change occurring at time  $\nu$ . There are total  $L$  heterogeneous types and thereby the  $N$  sensors can be divided into  $L$  groups, namely  $\mathcal{G}_1, \dots, \mathcal{G}_L$ , according to their types. Let  $N_l$  be the the number of sensors of type  $l \in [L]$  and we use the pair  $(k, l)$  to denote the index of sensor  $k \in [N_l]$  in group  $l \in [L]$ . The sensor  $(k, l)$  will observe  $X_t^{k,l}$  at time  $t$  that is drawn independently according to

$$X_t^{k,l} \sim \begin{cases} f_l, & t \leq \nu, \\ g_l, & t > \nu, \end{cases} \quad (1)$$

where  $f_l$  and  $g_l$  are the pre-change and post-change distributions, respectively, and they have the positive Kullback-Leibler divergence (KLD)  $\mathcal{I}_l > 0$ . At time  $t$ , each sensor can communicate an 1-bit message with the fusion center noiselessly. A fusion rule  $\rho$  is then adopted by the fusion center to form a decision according to the feedbacks. Specifically, let  $\rho$  be an  $\mathcal{F}_t$ -stopping time, in which

$$\mathcal{F}_t \equiv \sigma(X_s^{k,l}; s \in [t], k \in [N_l], l \in [L]), \quad (2)$$

is the  $\sigma$ -algebra from all possible observations of all sensors up to time  $t$ . We denote by  $P_\nu$  the underlying probability measure that the event happens at time  $\nu$ . In particular, if no event occurs, we set  $\nu = \infty$  and denote by  $P_\infty$  the underlying probability measure. Two metrics are defined to measure the performance of  $\rho$ , namely the average run length (ARL) to false alarm and the worst-case expected detection delay (EDD), as  $\text{ARL}(\rho) = E_\infty[\rho]$ , and

$$\text{EDD}(\rho) = \sup_{\nu \geq 0} \text{ess sup } E_\nu[(\rho - \nu)^+ | \mathcal{F}_\nu], \quad (3)$$

respectively, where  $E_\nu$  is the expectation under  $P_\nu$ . Following the Lorden's setting [5], the problem of QCD is to minimize  $\text{EDD}(\rho)$  subject to a constraint  $\text{ARL}(\rho) > \gamma$ .

### B. Local CUSUM

Similar to most of the work in the literature such as [9], [11], [12], each sensor first computes the CUSUM statistic locally. That is, let  $Z_t^{k,l}$  and  $W_t^{k,l}$  be the log-likelihood ratio (LLR) and the CUSUM statistic of the sensor  $(k, l)$  at time  $t$ , respectively, each sensor recursively computes

$$W_t^{k,l} = \max\{0, W_{t-1}^{k,l}\} + Z_t^{k,l}, \quad W_0^{k,l} \triangleq 0. \quad (4)$$

To meet the bandwidth constraint, this CUSUM statistic cannot be losslessly sent to the fusion center and some process must be carried out. Due to the 1-bit feedback constraint, each sensor make the local decision whether  $W_t^{k,l} > h_l$  at time  $t$ , where  $h_l$  is the threshold for sensors in type  $l \in [L]$ .

### C. Fusion rules

At each time  $t$ , based on the feedback signals it has received, the fusion center makes a global decision about whether there is a change or not. Let  $\mathbf{h} = [h_1, \dots, h_L]^T$  be the threshold vector, two families of fusion rules are considered:

- $M$ -th alarm: Each sensor sends a local alarm at the *first time* (hence, one-shot) its local CUSUM statistic exceeds a predefined threshold and a global decision is made when at least  $M$  alarms are received. Mathematically, we have

$$\rho^{(M)}(\mathbf{h}) = \inf\{t : |\{(k, l) : \max_t W_t^{k,l} > h_l\}| \geq M\}. \quad (5)$$

- $M$  voting rule: Each sensor constantly sends the local decision and a global decision is made at the first time when there are at least  $M$  alarms received simultaneously. Mathematically, we have

$$\rho_M(\mathbf{h}) = \inf\{t : |\{(k, l) : W_t^{k,l} > h_l\}| \geq M\}. \quad (6)$$

Note that the above two fusion rules treat every sensor equally, regardless of its type, and are thus suitable for the anonymous setting. On the other hand, when the identities of the sensors are known to the fusion center, it is possible to weigh their reports according to the groups. Two fusion rules that weighs the reports in a predetermined set  $\mathcal{D}$  by 1 and others by 0 are proposed for this setting:

- $M$ -th alarm within  $\mathcal{D}$ :

$$\tilde{\rho}^{(M)}(\mathbf{h}, \mathcal{D}) = \inf\{t : |\{(k, l) \in \mathcal{D} : \max_t W_t^{k,l} > h_l\}| \geq M\}. \quad (7)$$

- $M$  voting rule within  $\mathcal{D}$ :

$$\tilde{\rho}_M(\mathbf{h}, \mathcal{D}) = \inf\{t : |\{(k, l) \in \mathcal{D} : W_t^{k,l} > h_l\}| \geq M\}. \quad (8)$$

According to [12, Lemma 3], any fusion rule  $\rho$  based on the local CUSUM statistics (such as those above) admits a simpler expression of the EDD as

$$\text{EDD}(\rho) = E_0[\rho]. \quad (9)$$

### III. MAIN RESULTS

In this section, we first analyze the first order asymptotic performance of  $\rho^{(M)}(\mathbf{h})$  and  $\rho_M(\mathbf{h})$ , which guide us to choose appropriate thresholds  $h_l$ 's that lead to the best first order asymptotic scaling. Under the threshold setting, a second order analysis is then investigated, which enables us to choose the suitable  $M$  in each family of anonymous fusion rules. Finally, using our analysis, the benefit of knowing the identities of sensors and the price of anonymity are discussed.

#### A. First Order Analysis

We first provide the following two lemmas.

**Lemma 1.** Let  $\mathbf{h}=[c_1h, \dots, c_Lh]^T$ ,  $c_l \in \mathbb{R}^+$  for all  $1 \leq l \leq L$ . Then, as  $h \rightarrow \infty$ ,

$$E_\infty[\rho^{(M)}(\mathbf{h})] \sim \Theta(1)e^{c^{(M)}h}, \quad (10)$$

$$E_\infty[\rho_M(\mathbf{h})] \geq \Theta(1)e^{(c^{(1)}+\dots+c^{(M)})h}, \quad (11)$$

in which  $c^{(1)} \leq c^{(2)} \leq \dots \leq c^{(L)}$  is the rearrangement of  $c_1, c_2 \dots c_L$ .

*Proof:* See Appendix. ■

**Lemma 2.** Let  $\mathbf{h}=[c_1h, \dots, c_Lh]^T$  with  $c_1/\mathcal{I}_1 \leq c_2/\mathcal{I}_2 \leq \dots \leq c_L/\mathcal{I}_L$ ,  $c_l \in \mathbb{R}^+$  for all  $1 \leq l \leq L$ . Then, as  $h \rightarrow \infty$ , both  $E_0[\rho^{(M)}(\mathbf{h})]$  and  $E_0[\rho_M(\mathbf{h})]$  are asymptotically lower and upper bounded by  $c_1h/\mathcal{I}_1$  and  $c_Lh/\mathcal{I}_L$ , respectively.

*Proof:* See Appendix. ■

Combining the above two lemmas, we arrive at our first main result, upper and lower bounds on the first order asymptotic of the expected detection delay as a function of the mean time to a false alarm for both  $\rho^{(M)}(\mathbf{h})$  and  $\rho_M(\mathbf{h})$ .

**Theorem 3.** Let  $\mathbf{h}=[c_1h, \dots, c_Lh]^T$  with  $c_1/\mathcal{I}_1 \leq c_2/\mathcal{I}_2 \leq \dots \leq c_L/\mathcal{I}_L$ ,  $c_l \in \mathbb{R}^+$  for all  $1 \leq l \leq L$ . Suppose that  $h = h_{\gamma,1}$  and  $h = h_{\gamma,2}$  lead to  $E_\infty[\rho^{(M)}(\mathbf{h})] = \gamma$  and  $E_\infty[\rho_M(\mathbf{h})] = \gamma$ , respectively. Let  $c^{(1)} \leq c^{(2)} \leq \dots \leq c^{(L)}$  be the rearrangement of  $c_1, c_2 \dots c_L$ , and let  $N^{(l)}$  and  $\mathcal{I}^{(l)}$  represent the amount of the sensors in the group and KLD corresponding to  $c^{(l)}$  respectively,  $1 \leq l \leq L$ . Define  $\lambda: [N] \rightarrow [L]$  by

$$\lambda(m) = l \text{ if } \sum_{j=1}^{l-1} N^{(j)} \leq m \leq \sum_{j=1}^l N^{(j)}. \quad (12)$$

Then as  $\gamma \rightarrow \infty$ ,

$$h_{\gamma,1} \sim \frac{\log \gamma}{c^{\lambda(M)}}, \quad (13)$$

$$h_{\gamma,2} \leq \frac{\log \gamma}{\sum_{m=1}^M c^{\lambda(m)}}(1 + o(1)). \quad (14)$$

Moreover, we have

$$E_0[\rho^{(M)}(\mathbf{h})] \in \left[ \frac{c_1 \log \gamma}{\mathcal{I}_1 c^{\lambda(M)}}(1 + o(1)), \frac{c_L \log \gamma}{\mathcal{I}_L c^{\lambda(M)}}(1 + o(1)) \right], \quad (15)$$

$$E_0[\rho_M(\mathbf{h})] \in \left[ \frac{c_1 \mathcal{I}_{\lambda(M)} \log \gamma (1 + o(1))}{c_{\lambda(M)} \mathcal{I}_1 \sum_{m=1}^M \mathcal{I}^{\lambda(m)}}, \frac{c_L \log \gamma (1 + o(1))}{\mathcal{I}_L \sum_{m=1}^M c^{\lambda(m)}} \right]. \quad (16)$$

*Proof:* Equations (13) and (14) follow directly from (10) and (11), respectively. Plugging the thresholds of (13) into the lower and upper bound in Lemma 2 results in the upper and lower limits of (15), respectively. Similarly, the upper bound of equation (16) holds by plugging the thresholds in (14) into the upper bound in Lemma 2.

It remains to prove the lower bound of equation (16). We first focus on the case when  $M = N$ . The detection delay in this case is lower bounded by the performance of the well-known centralized CUSUM [5], i.e.,

$$E_0[\rho_M(\mathbf{h})] \geq \frac{\log \gamma}{\sum_{l=1}^L N_l \mathcal{I}_l} (1 + o(1)). \quad (17)$$

Since  $c_l/\mathcal{I}_l \geq c_1/\mathcal{I}_1$  for  $l \geq 1$ , (17) implies the lower bound in (16). We go on to prove the case that  $M < N$ . Under the same stopping time rule, we compare the original network with its sub-network, in which the sub-network has exactly  $M$  sensors choosing from the sensors corresponding to  $M$  smallest thresholds  $c^{(1)}h$  to  $c^{\lambda(M)}h$ . Denote  $h_{\gamma,3}$  be the threshold for the stopping time of this sub-network under the false alarm rate  $\gamma$ . Then, from the upper bound in Lemma 2 and applying (17) to the sub-network, we have

$$h_{\gamma,3} \geq \frac{\log \gamma}{\sum_{m=1}^M \mathcal{I}^{\lambda(m)}} \cdot \frac{\mathcal{I}_{\lambda(M)}}{c_{\lambda(M)}} (1 + o(1)). \quad (18)$$

Since the original network contains the sub-network, we have  $h_{\gamma,2} \geq h_{\gamma,3}$ , and the lower bound in Lemma 2 implies

$$\begin{aligned} E_0[\rho_M(\mathbf{h})] &\geq \frac{c_1}{\mathcal{I}_1} h_{\gamma,3} \\ &\geq \frac{\log \gamma}{\sum_{m=1}^M \mathcal{I}^{\lambda(m)}} \cdot \frac{\mathcal{I}_{\lambda(M)}}{c_{\lambda(M)}} \cdot \frac{c_1}{\mathcal{I}_1} (1 + o(1)). \end{aligned} \quad (19)$$

■

We notice that in Theorem 3, the ratio of thresholds between each group give a great effect in the upper and lower bound of detection delays in equations (15) and (16), and one sub-optimal policy for choosing the thresholds is to minimize these upper bounds. This policy turns out to make the thresholds of each groups be proportional to the KLD of the pre-changed and post-changed distributions in this group. From now on, we will choose  $c_l = \mathcal{I}_l$  for  $1 \leq l \leq L$ , and assume that  $\mathcal{I}_1 \leq \dots \leq \mathcal{I}_L$  for simplifying notation. This induces the following corollary.

**Corollary 4.** Let  $\mathbf{h}=[\mathcal{I}_1h, \dots, \mathcal{I}_Lh]^T$ . Define  $h_{\gamma,1}$  and  $h_{\gamma,2}$  as in Theorem 3. Then as  $\gamma \rightarrow \infty$ ,

$$h_{\gamma,1} \sim \frac{\log \gamma}{\mathcal{I}_{\lambda(M)}}, \quad (20)$$

$$h_{\gamma,2} \sim \frac{\log \gamma}{\sum_{m=1}^M \mathcal{I}_{\lambda(m)}}. \quad (21)$$

Furthermore,

$$E_0[\rho^{(M)}(\mathbf{h})] \sim \frac{\log \gamma}{\mathcal{I}_{\lambda(M)}}, \quad (22)$$

$$E_0[\rho_M(\mathbf{h})] \sim \frac{\log \gamma}{\sum_{m=1}^M \mathcal{I}_{\lambda(m)}}. \quad (23)$$

*Proof:* Setting  $c_l = \mathcal{I}_l$  for  $1 \leq l \leq L$  completes the proof. ■

## B. Second Order Analysis

The first order analysis in Theorem 3 has enabled us to set the thresholds for obtaining the best asymptotic scaling as shown in Corollary 4. However, in order to compare the performance of different choices of  $M$  under small to medium  $\gamma$ , we need a finer analysis. Here, we present the second order analysis which will later help us choose the best  $M$ .

**Theorem 5.** Let  $\mathbf{h} = [\mathcal{I}_1 h, \dots, \mathcal{I}_L h]^T$ . Assume that

$$\sigma_l^2 \equiv E_0 \left[ \left( Z_t^{k,l} - \mathcal{I}_l \right)^2 \right] < \infty \text{ for all } k, l. \quad (24)$$

Then as  $h \rightarrow \infty$ ,

$$E_0[\rho^{(M)}(\mathbf{h})] = h + \xi_M \sqrt{h}(1 + o(1)) \quad (25)$$

$$E_0[\rho_M(\mathbf{h})] \leq h + \xi_M \sqrt{h}(1 + o(1)), \quad (26)$$

where  $\xi_M$  is the expected value of  $M$ -th order statistics of independent (but not necessarily identical) Gaussian random variables  $G_{k,l} \sim N(0, \sigma_l^2 / \mathcal{I}_l^2)$  for  $1 \leq k \leq N_l$  and  $1 \leq l \leq L$ .

*Proof:* See Appendix. ■

## C. Discussions

We discuss the appropriate choice of  $M$  suggested by our analysis. With the asymptotic setting in (20) and (21), (25) and (26) become

$$E_0[\rho^{(M)}(\mathbf{h})] = \left( \frac{\log \gamma}{\mathcal{I}_{\lambda(M)}} + \xi_M \sqrt{\frac{\log \gamma}{\mathcal{I}_{\lambda(M)}}} \right) (1 + o(1)), \quad (27)$$

$$E_0[\rho_M(\mathbf{h})] \leq \left( \frac{\log \gamma}{\sum_{m=1}^M \mathcal{I}_{\lambda(M)}} + \xi_M \sqrt{\frac{\log \gamma}{\sum_{m=1}^M \mathcal{I}_{\lambda(M)}}} \right) (1 + o(1)), \quad (28)$$

respectively.

We first focus on the voting rule  $\rho_M(\mathbf{h})$ . For sufficiently large  $\gamma$ , the first order in (28) will eventually dominate and one should set  $M = N$  that minimizes the first term. On the other hand, for small to medium  $\gamma$ , due to the impact of  $\xi_M$ , one really has to solve for  $M$  that minimizes (28). For example, we can prove that  $\xi_M$  is increasing in  $M$  and is negative if  $M < N/2$  and non-negative otherwise; thereby, the second order term in (27) and (28) will have negative impact on the detection delay when  $M$  increases. The analysis of  $\xi_M$  in the heterogeneous setting will allow us to quickly determine an appropriate  $M$  for a finite  $\gamma$  and is left for future work.

For the  $M$ -th alarm rule  $\rho^{(M)}(\mathbf{h})$ , things become very interesting even for large  $\gamma$ . Specifically, due to the piecewise nature of  $\lambda(\cdot)$  in (12), any choice of  $1 + \sum_{j=1}^{l-1} N^{(j)} \leq M \leq \sum_{j=1}^l N^{(j)}$  for  $1 \leq l \leq L$  leads to the same first order term in (27). Within this region, one should pick

$$M = 1 + \sum_{j=1}^{l-1} N^{(j)}, \quad (29)$$

that results in the smallest  $\xi_M$ . In particular, the best choice among all  $M$  occurs at  $M = N - N^{(L)} + 1$ . However, the best choice of  $M$  for any fixed  $\gamma$  again requires detailed analysis of  $\xi_M$ . We summarize our observations as follows.

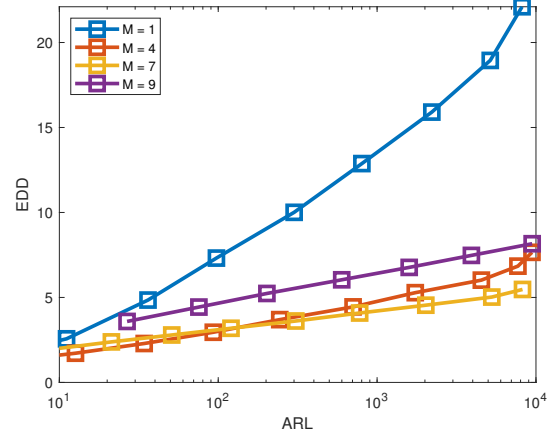


Fig. 2: ARL versus EDD for  $\rho^{(M)}(\mathbf{h})$ .

**Corollary 6.** For large  $\gamma$ , appropriate choices of  $M$  for  $\rho^{(M)}(\mathbf{h})$  and  $\rho_M(\mathbf{h})$  according to (27) and (28) are  $M = N - N^{(L)} + 1$  and  $M = N$ , respectively.

In the sequel, we discuss the non-anonymous setting with the 1-bit bandwidth constraint, where the fusion center knows the identity of each sensor. The following result compares  $\tilde{\rho}^{(1)}$  with  $\rho^{(M)}$ :

**Corollary 7.** When  $N_L < N/2$ , for large  $\gamma$ , the stopping rule  $\tilde{\rho}^{(1)}(\mathbf{h}, \mathcal{G}_L)$  that accepts the first alarm from the most informative group  $\mathcal{G}_L$  achieves a better tradeoff than  $\rho^{(M)}(\mathbf{h})$  for any  $M$ .

*Proof:* Following the suggestion in Theorem 6, the minimal detection delay for  $M$ -th alarm is achieved by setting  $M = N - N_L + 1$ , which implies that as  $\gamma$  large enough,

$$\begin{aligned} E_0[\rho^{(M)}(\mathbf{h})] &\geq \left( \frac{\log \gamma}{\mathcal{I}_L} + \xi_{N-N_L+1} \sqrt{\frac{\log \gamma}{\mathcal{I}_L}} \right) (1 + o(1)) \\ &\stackrel{(a)}{>} \frac{\log \gamma}{\mathcal{I}_L} (1 + o(1)) = E_0[\tilde{\rho}^{(1)}(\mathbf{h}, \mathcal{G}_L)] \text{ when } N_L < N/2, \end{aligned} \quad (30)$$

where (a) holds since  $\xi_M > 0$  for  $M > N/2$ . ■

For  $\tilde{\rho}_M$  and  $\rho_M$ , we note that precise comparison still requires computation of  $\xi_M$ . However, since  $\xi_M$  is an increasing function, it is likely that  $\tilde{\rho}_M$  focusing on several most informative groups would outperform  $\rho_M$  for any  $M$  which blindly cooperate among all the sensors in the network.

## IV. SIMULATION RESULTS

We examine the discussion in Corollary 6. We set  $L = 3$  and  $N_l = 3$  for each  $l \in \{1, 2, 3\}$ . We first consider the  $M$ -th alarm rule  $\rho^{(M)}(\mathbf{h})$  with  $M \in \{1, 4, 7\}$  satisfying (29) and  $M = 9$  involving all the sensors. In this simulation, the pre-changed distributions remain standard normal for all sensors and the post-changed distributions of group  $l$  are set to be  $g_l \sim N(2l/3, l)$ . As shown in Fig. 2, when  $\gamma$  is large enough, as predicted in Corollary 6, the best two curves correspond to  $M = 4$  and  $7$  and  $M = 7$  leads to the best performance, indicating a major departure from the

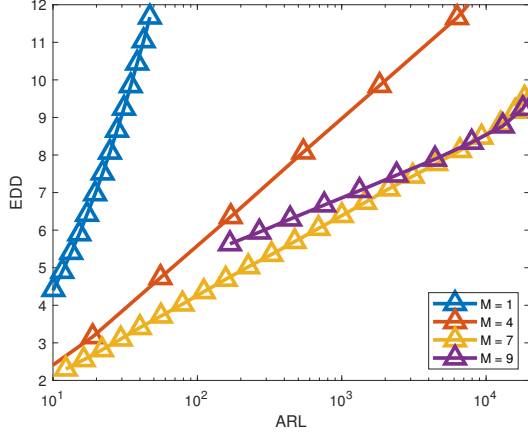


Fig. 3: ARL versus EDD for  $\rho_M(\mathbf{h})$ .

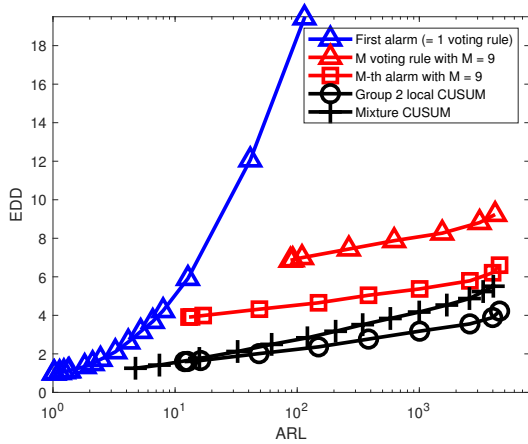


Fig. 4: Comparison of  $\rho^{(M)}(\mathbf{h})$ ,  $\rho_M(\mathbf{h})$ , and  $\tilde{\rho}^{(1)}(\mathbf{h}, \mathcal{G}_L)$ .

homogeneous setting where it was shown in [12] that the first alarm is the best. Moreover, involving all the sensors (i.e.,  $M = 9$ ) is also not a good choice. We then study the performance of the  $M$  voting rules  $\rho_M(\mathbf{h})$  with the pre-change distributions being the standard normal and the post-change distributions  $g_l \sim N(l/3, 1)$  for  $l \in \{1, 2, 3\}$ . We show in Fig. 3 that when  $\gamma$  is sufficiently large,  $M = 9$  is the best. However, when  $\gamma$  is not large enough,  $M = 9$  is not always optimal, exhibiting the impact from  $\xi_M$  in (28).

The comparison between anonymous and non-anonymous settings is then investigated in Fig. 4. In this simulation, there are two groups consisting of 8 and 1 sensors, respectively. The pre-change distributions are again the standard normal distribution, while the post-change distributions for group 1 and group 2 are set to be  $g_1 \sim N(0.35, 1)$  and  $g_2 \sim N(2, 4)$ , respectively. In this figure, the performance of  $\rho^{(1)}(\mathbf{h})$ ,  $\rho^{(9)}(\mathbf{h})$ , and  $\rho_9(\mathbf{h})$  are plotted. We note that we have tested  $\rho^{(M)}(\mathbf{h})$  and  $\rho_M(\mathbf{h})$  for all the choices of  $M$  and  $M = 9$  is the best for both the families in this setting. In addition, the performance of the mixture CUSUM procedure is also provided. We note that this procedure has been shown to be optimal for the heterogeneous setting when the observations are directly available at the fusion center [14]. Moreover, the

performance of  $\tilde{\rho}^{(1)}(\mathbf{h}, \mathcal{G}_2)$  (equivalent to  $\tilde{\rho}_1(\mathbf{h}, \mathcal{G}_2)$  in this case as  $N_2 = 1$ ) is plotted to reveal the benefit of non-anonymity. It is demonstrated that with the knowledge of sensors' identities, by simply ignoring the sensors in  $\mathcal{G}_1$  and focusing solely on the sensor in  $\mathcal{G}_2$ ,  $\tilde{\rho}^{(1)}(\mathbf{h}, \mathcal{G}_2)$  outperforms all the anonymous schemes considered, including the mixture CUSUM. This hints at the price of anonymity.

## V. CONCLUSIONS

In this paper, we have investigated the HetDQCD problem with 1-bit feedback. For the anonymous setting, we have rigorously analyzed two families of stopping rules, the  $M$ -th alarm rule and the  $M$  voting rule. Using our analysis, an appropriate choice of  $M$  for each scheme has been suggested. The non-anonymous setting has also been slightly discussed, where it has been shown that focusing on the most informative sensors could outperform strategies taking in all the sensors. Potential future works include a thorough investigation of  $\tilde{\rho}^{(M)}(\mathbf{h}, \mathcal{D})$  and  $\tilde{S}_M(\mathbf{h}, \mathcal{D})$  for any  $\mathcal{D}$  in the non-anonymous setting, design of quantizers for HetDQCD with  $b$ -bit bandwidth constraint for  $b > 1$ , and taking into account the presence of compromised sensors.

## APPENDIX

The following properties of local CUSUM shown [12] will be useful for our proofs:

$$P_\infty(W_t^{k,l} \geq h_l) \leq e^{-h_l}, \quad (31)$$

$$E_\infty[\rho^{k,l}(h_l)] \sim \Theta(1)e^{h_l}, \quad (32)$$

$$P_0\left(\rho^{k,l}(h_l) \sim \frac{h_l}{\mathcal{I}_l}\right) = 1, \quad (33)$$

where  $\rho^{k,l}(h_l)$  is defined in (45).

### A. Proof of Lemma 1

*Proof:* From (32), the stopping time  $\rho^{k,l}(h_l)$  of each sensor are asymptotically exponential. Hence, (10) holds because (32) and the independence of  $\rho^{k,l}(h_l)$  over every sensor. To show (11), we first focus on the event that triggers the voting rule. We denote by  $\Omega_M = \{\pi_j^M : 1 \leq j \leq \binom{N}{M}\}$  the collection of all subsets  $\pi_j^M$  of  $(k, l)$  with exactly  $M$  pairs. Again, by the independence of stopping time among sensors, applying (31) shows that the false alarm probability of  $M$  voting rule is bounded by

$$\begin{aligned} P_\infty(\rho_M(\mathbf{h}) \leq z) &\leq \sum_{\pi_j^M \in \Omega_M} \prod_{(k,l) \in \pi_j^M} P_\infty(W_z^{k,l} \geq h_l) \\ &\leq \binom{N}{M} \max_{\pi_j^M} \prod_{(k,l) \in \pi_j^M} P_\infty(W_z^{k,l} \geq c_l h) \\ &\leq \binom{N}{M} \cdot e^{-(c^{(1)} + \dots + c^{(M)})h} \equiv \gamma, \end{aligned} \quad (34)$$

which leads to

$$\begin{aligned} E_\infty[\rho_M(\mathbf{h})] &= \int_0^\infty P_\infty(\rho_M(\mathbf{h}) \geq z) dz \\ &\geq \int_0^{1/\gamma} P_\infty(\rho_M(\mathbf{h}) \geq z) dz \\ &\geq \int_0^{1/\gamma} (1 - \gamma) dz = \frac{1}{\gamma} - 1. \end{aligned} \quad (35)$$

### B. Proof of Lemma 2

*Proof:* From the definitions of stopping time for  $M$ -th alarm and  $M$  voting rule, it is clear that

$$\rho^{(1)}(\mathbf{h}) \leq \rho^{(M)}(\mathbf{h}) \leq \rho_M(\mathbf{h}) \leq \rho_N(\mathbf{h}). \quad (36)$$

Therefore it suffices to show that

$$E_0[\rho^{(1)}(\mathbf{h})] \geq c_1 h / \mathcal{I}_1 \quad (37)$$

$$E_0[\rho_M(\mathbf{h})] \leq c_L h / \mathcal{I}_L \quad (38)$$

We first proof (37). For  $1 \leq l \leq L$ , denote by  $\sigma_l(c_l h) = \min_k \rho^{k,l}(c_l h)$ . It follows that,

$$\rho^{(1)}(\mathbf{h}) = \min_{(k,l)} \rho^{k,l}(c_l h) = \min_l \sigma_l(c_l h). \quad (39)$$

Hence, we have

$$\begin{aligned} E_0[\rho^{(1)}(\mathbf{h})] &= E_0\left[\min_l \sigma_l(c_l h)\right] = \sum_{t=0}^\infty \prod_{i=1}^L P_0(\sigma_i(c_i h) > t) \\ &\geq \sum_{t=0}^\infty P_0(\sigma_1(c_1 h) > t) \\ &\quad - \sum_{t=0}^\infty \sum_{j=2}^L P_0(\sigma_j(c_j h) \leq t < \sigma_1(c_1 h)) \prod_{i \neq 1, j} P_0(\sigma_i(c_i h) > t). \end{aligned} \quad (40)$$

However, the second term of (40) will vanish as  $h \rightarrow \infty$  since from (33), as  $h \rightarrow \infty$ ,

$$P_0\left(\sigma_l(c_l h) \sim \frac{c_l h}{\mathcal{I}_l}\right) = 1, \quad (41)$$

and with the property of almost sure convergence [15, Lemma 29, p. 300], it can be deduced that for all  $2 \leq j \leq L$ ,

$$P_0\left(\sigma_1(c_1 h) - \sigma_j(c_j h) \sim \left(\frac{c_1}{\mathcal{I}_1} - \frac{c_j}{\mathcal{I}_j}\right) h < 0\right) = 1. \quad (42)$$

Combining (40) and (42) then proves (37). We then turn to the proof of (38). Examining the relationship of CUSUM statistics and log-likelihood ratio shows that

$$\begin{aligned} \rho_N(\mathbf{h}) &= \inf\{t : W_t^{k,l} > c_l h \text{ for all } (k, l)\} \\ &\leq \inf\{t : Z_t^{k,l} > c_l h \text{ for all } (k, l)\}. \end{aligned} \quad (43)$$

The upper bound in (38) can then be established by [12, Lemma 33]. ■

### C. Proof of Theorem 5

*Proof:* We note that (26) follows directly from (36) in Appendix and (25). Therefore, it suffices to prove (25). Following [11], we decompose the local CUSUM statistic  $W_t^{k,l}$  as

$$W_t^{k,l} = \sum_{s=1}^t Z_s^{k,l} - \min_{0 \leq s \leq t} \sum_{v=1}^s Z_s^{k,l}. \quad (44)$$

■ It has been recognized in [11] that under  $P_0$ ,  $W_t^{k,l}$  is a perturbed random walk since the first term is a random walk with positive drift  $\mathcal{I}_l$  and variance  $\sigma_l^2$ , while the second term converges almost surely to a finite random variable as  $t \rightarrow \infty$ . Define the stopping time for the  $k$ -th sensor of group  $l$  with threshold  $h_l$  by

$$\rho^{k,l}(h_l) = \inf\{W_t^{k,l} > h_l\}. \quad (45)$$

Then, from non-linear renewal theory [16], for  $h_l = \mathcal{I}_l h$  and as  $h \rightarrow \infty$ ,

$$\frac{\rho^{k,l}(\mathcal{I}_l h) - h}{\sqrt{\mathcal{I}_l h}} \rightarrow \sqrt{\sigma_l^2 / \mathcal{I}_l^3} \hat{G}_{k,l}, \quad (46)$$

in which  $\hat{G}_{1,1} \cdots \hat{G}_{N_L, L}$  are independent standard Gaussian random variables. Let  $G_{k,l} = (\sigma_l / \mathcal{I}_l) \hat{G}_{k,l}$  for all  $k, l$ . Then, (46) becomes

$$\frac{\rho^{k,l}(\mathcal{I}_l h) - h}{\sqrt{h}} \rightarrow G_{k,l}. \quad (47)$$

It follows from the continuous mapping theorem [15, Lemma 28, p. 300] that

$$\frac{\rho^{(M)}(\mathbf{h}) - h}{\sqrt{h}} \rightarrow G^{(M)}, \quad (48)$$

where  $G^{(M)}$  is the  $M$ -th order statistics of  $G_{k,l}$ . The only thing left is to check that  $\{\rho^{(M)}(\mathbf{h}) - h\} / \sqrt{h}$  is uniformly integrable under  $P_0$  so that

$$E_0[\rho^{(M)}(\mathbf{h}) - h] = \xi_M \sqrt{h} (1 + o(1)), \quad (49)$$

which can be readily proved by following the steps in [11]. ■

### REFERENCES

- [1] L. Lai, Y. Fan, and H. V. Poor, "Quickest detection in cognitive radio: A sequential change detection framework," in *IEEE GLOBECOM 2008*, 2008, pp. 1–5.
- [2] A. Lakhina, M. Crovella, and C. Diot, "Diagnosing network-wide traffic anomalies," *ACM SIGCOMM Comput. Commun. Rev.*, vol. 34, no. 4, pp. 219–230, 2004.
- [3] F. Nizam, S. Chaki, S. A. Mamun, and M. S. Kaiser, "Attack detection and prevention in the cyber physical system," in *Proc. Int. Conf. Comput. Commun. Informat. (ICCCI)*, 2016, pp. 1–6.
- [4] E. S. Page, "Continuous inspection schemes," *Biometrika*, vol. 41, no. 1, pp. 100–115, 1954.
- [5] G. Lorden, "Procedures for reacting to a change in distribution," *Ann. Math. Statist.*, vol. 42, no. 6, pp. 1897–1908, Dec. 1971.
- [6] G. V. Moustakides, "Optimal stopping times for detecting changes in distributions," *Ann. Math. Statist.*, vol. 14, no. 4, pp. 1379–1387, Dec. 1971.
- [7] L. Xie, S. Zou, Y. Xie, and V. V. Veeravalli, "Sequential (quickest) change detection: Classical results and new directions," *IEEE Journal on Selected Areas in Information Theory*, vol. 2, no. 2, pp. 494–514, 2021.

- [8] Y. C. Chen, T. Banerjee, A. D. Dominguez-Garcia, and V. V. Veeravalli, "Quickest line outage detection and identification," *IEEE Trans. Power Syst.*, vol. 31, no. 1, pp. 749–758, Jan. 2016.
- [9] Y. Mei, "Information bounds and quickest change detection in decentralized decision systems," *IEEE Trans. Inf. Theory*, vol. 51, no. 7, pp. 2669–2681, Jul. 2005.
- [10] A. G. Tartakovsky and V. V. Veeravalli, "Asymptotically optimum quickest change detection in distributed sensor systems," *IEEE Trans. Inf. Theory*, vol. 27, no. 4, pp. 441–475, 2008.
- [11] S. Banerjee and G. Fellouris, "Decentralized sequential change detection with ordered CUSUMs," in *2016 IEEE International Symposium on Information Theory (ISIT)*, Jul. 2016, pp. 36–40.
- [12] G. Fellouris, E. Bayraktar, and L. Lai, "Efficient Byzantine sequential change detection," *IEEE Trans. Inf. Theory*, vol. 64, no. 5, p. 3346–3360, Jul. 2018.
- [13] Y.-C. Huang, Y.-J. Huang, and S.-C. Lin, "Asymptotic optimality in Byzantine distributed quickest change detection," *IEEE Trans. Inf. Theory*, vol. 67, no. 9, pp. 5942–5962, Sep. 2021.
- [14] Z. Sun, S. Zou, and Q. Li, "Quickest change detection in anonymous heterogeneous sensor networks," in *Proc. IEEE ICASSP*, 2020, pp. 5925–5929.
- [15] S. Watanabe, *Mathematical Theory of Bayesian Statistics*. CRC Press, 2018.
- [16] M. Woodroffe, *Nonlinear Renewal Theory in Sequential Analysis*. ser. CBMS-NSF Regional Conference Series in Applied Mathematics. Philadelphia, PA, USA: SIAM, 1982, vol. 39.