

Answering Count Queries for Genomic Data with Perfect Privacy

Bo Jiang Mohamed Seif Ravi Tandon Ming Li

Department of Electrical and Computer Engineering

University of Arizona, Tucson, AZ, 85721

Email: {bjiang, mseif, tandonr, lim}@email.arizona.edu

Abstract—In this paper, we consider the problem of answering count queries for genomic data subject to perfect privacy constraints. Count queries are often used in applications that collect aggregate (population-wide) information from biomedical Databases (DBs) for analysis, such as Genome-wide association studies. Our goal is to design mechanisms for answering count queries of the following form: *How many users in the database have a specific set of genotypes at certain locations in their genome?* At the same time, we aim to achieve perfect privacy (zero information leakage) of the sensitive genotypes at a pre-specified set of secret locations. The sensitive genotypes could indicate rare diseases and/or other health traits that one may want to keep private. We present two local count-query mechanisms for the above problem that achieve perfect privacy for sensitive genotypes while minimizing the expected absolute error (or per-user error probability) of the query answer. We also derived a lower bound of the per-user probability of error for an arbitrary query answering mechanism that satisfies perfect privacy. We show that our mechanisms achieve error that is close to the lower bound, and are match the lower bound for some special cases. We numerically show that the performance of each mechanism depends on the data prior distribution, the intersection between the queried and sensitive data, and the strength of the correlation in the genomic data sequence.

I. INTRODUCTION

Biomedical research is experiencing an unprecedented growth in terms of the amount of personal data collected in large repositories [1]. These biomedical repositories provide medical researchers invaluable information that can play a role in different interesting applications such as sequencing [2], genome sequence assembly [3], [4] and Genome-Wide Association Studies (GWAS) [5]. The main objective of these applications is to enable investigating variants in human genomes with different biological or health-related traits through interactive queries with biomedical databases (DBs). For example, medical researchers might want to query how many users in the DB have specific genotypes at a certain set of locations in their genome. This can help to find specific diseases like cancer [6], diabetes, and even more complex biological traits [7]. Such systems can also be used as a powerful tool for finding new drug targets [8].

Despite the impact of these applications on health services, privacy remains a fundamental concern that needs to be addressed. In fact, existing query-answering systems such as STRIDE [9] and i2b2 [10] can leak sensitive genotypes about individuals [11]–[13]. Therefore, a significant research effort has been made to enable privacy-preserving access

to genomic data. There are recent interesting works in the literature addressing the privacy issue in genomics under different settings, including sequential genomic data release [14], query-answering in biomedical DBs [15]–[17]. Particularly, the authors in [17] proposed differentially private (DP) mechanisms for count queries using geometric additive noise mechanisms. Note that DP is a stringent (worst-case) privacy notion, i.e., there is no assumption on the underlying prior on the genomic data. While privacy guarantees are strong and hold for the worst-case realizations of the data, this could lead to a lower data utility. Hence, it is not ideal to scenarios when a prior distribution on genomic data is available through public datasets and/or via existing statistical models of genomic data sequence [18], [19]. In contrast, some context-aware privacy notions, such as information-theoretic privacy notions, provide better privacy-utility tradeoff by leveraging the prior information.

This paper considers a DB holding genomes of K users, and each user's N -length genome sequences are drawn from a known distribution. Specifically, our goal is to design mechanisms for answering count queries of the following form: *How many users in the DB have a specific set of genotypes (denoted by a set v_L) at certain locations (denoted by \mathcal{L}) in their genome?* At the same time, we do not want to leak any information (perfect information-theoretic privacy) about sensitive genotypes at a pre-specified set \mathcal{S} of secret locations. Our main contributions are summarized next:

Main Contributions: 1) We present two count-query mechanisms in the local setting (each sequence is used individually to answer the query locally) for the above problem that achieve perfect privacy for sensitive genotypes in the set \mathcal{S} while minimizing the probability of error. The local setting allows both individual query and aggregation of the individual local answers. The proposed mechanisms incur less computation complexity than [14] and achieve a better utility-privacy tradeoff than DP-based mechanisms [17]. 2) We derive a lower bound on the error probability (P_e) for an arbitrary mechanism subject to perfect privacy constraint. We show the optimality of our proposed mechanisms for several special cases. 3) We also present simulation results to show the utility-privacy tradeoff of the proposed mechanisms and compare them with existing DP-based mechanisms. Results show that our mechanisms achieve perfect privacy and incur smaller P_e than those based on DP with some privacy budgets $\epsilon > 0$ (larger ϵ indicates relaxed privacy guarantee).

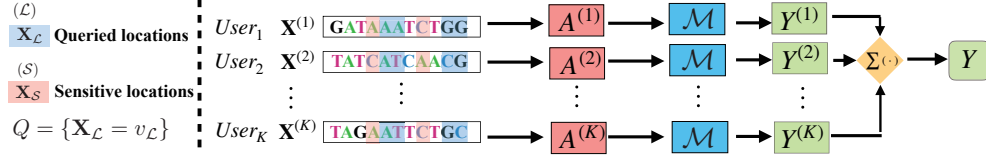


Fig. 1. System model for count queries with perfect privacy. The goal is to answer how many users contain genotypes v_L in a set of locations \mathcal{L} , while keeping the genotypes at sensitive locations \mathcal{S} perfectly private for every user (we design local mechanisms, which can be used for individual queries too).

II. MODEL SETUP & PROBLEM STATEMENT

Consider a dataset consisting of K sequences $D = \{\mathbf{X}^{(1)}, \mathbf{X}^{(2)}, \dots, \mathbf{X}^{(K)}\}$, where each sequence $\mathbf{X}^{(k)} = \{X_1^{(k)}, X_2^{(k)}, \dots, X_N^{(k)}\}$, for $k = 1, 2, \dots, K$ is of length N . The entries $X_n^{(k)}$ are drawn from a finite alphabet \mathcal{X} (e.g. for genomic data, $\mathcal{X} = \{A, T, G, C\}$). We assume that the sequences are independent and each sequence is drawn from a known distribution $P_{\mathbf{X}}(\bar{x}) = P_{X_1, X_2, \dots, X_N}(x_1, x_2, \dots, x_N)$ ($P_{\mathbf{X}}(\bar{x})$ can be different from user to user, we simplify by removing users' index). In users' genomic sequence, some locations are private and need to be protected while others are nonsensitive. Denote $\mathcal{S} = \{s_1, s_2, \dots, s_{|\mathcal{S}|}\}$ as the set of indices of the sensitive locations of the genomic data sequence (each $X_n^{(k)}$ is sensitive $\forall k \in \{1, 2, \dots, K\}, \forall n \in \mathcal{S}$), and let $\mathbf{X}_S^{(k)} = (X_{s_1}^{(k)}, X_{s_2}^{(k)}, \dots, X_{s_{|\mathcal{S}|}}^{(k)})$ denote the sensitive genomic subsequence of the k -th user.

A count query can be defined as follows: the number of users in the dataset with a specific sequence at some particular locations. Mathematically, we denote the query as $Q = \{\mathcal{L}, v_L\}$, where $\mathcal{L} = \{l_1, l_2, \dots, l_{|\mathcal{L}|}\}$ denotes the indices of the queried locations and $\mathbf{X}_L^{(k)} = (X_{l_1}^{(k)}, X_{l_2}^{(k)}, \dots, X_{l_{|\mathcal{L}|}}^{(k)})$ denotes the corresponding queried sequence for the k -th user; v_L denotes the reference sequence and v_j denotes the reference value at location j . Then the local query of the k -th user is $Q^{(k)} = \{\mathbf{X}_L^{(k)} = v_L\}$. Note that, the sensitive locations \mathcal{S} and the queried locations \mathcal{L} may or may not have common indices. Denote $\bar{\mathcal{L}} = \mathcal{L} \setminus (\mathcal{L} \cap \mathcal{S})$ as the non-sensitive query locations, and $\bar{\mathcal{S}} = \mathcal{S} \setminus (\mathcal{L} \cap \mathcal{S})$.

Let $A^{(k)}$ be the true query answer calculated from the k -th user. Then $A^{(k)} = \mathbb{1}_{\{\mathbf{X}_L^{(k)} = v_L\}} = \prod_{j=1}^{|\mathcal{L}|} \mathbb{1}_{\{X_{l_j}^{(k)} = v_j\}}$ and the final count can be expressed as $A = \sum_{k=1}^K A^{(k)}$, i.e., the aggregated answer is decomposable. To avoid leaking sensitive information about each $\mathbf{X}_S^{(k)}$, our goal is to design private mechanisms and release a perturbed version while achieving high utility. Depending on whether there exists a trusted server, there are two different settings for the data protection mechanisms: for the local setting, each user privatizes $A^{(k)}$ independently and publishes a perturbed version $Y^{(k)}$, then $Y = \sum_{k=1}^K Y^{(k)}$ is the aggregated result; For the central setting, the data server first aggregates A from each $A^{(k)}$, then perturbs A and releases Y as a privatized version. For the scope of this paper, we assume that the server is untrustworthy and focus on the design of mechanisms with local privacy perturbations. The system model is depicted in Fig. 1.

Data Privacy: In this paper, we aim to satisfy perfect privacy of sensitive genotypes, which is defined as:

$$P_{Y^{(k)}|\mathbf{X}_S^{(k)}}(y|\mathbf{x}_S) = P_{Y^{(k)}}(y), \forall k \in \{1, 2, \dots, K\}. \quad (1)$$

The privacy-preserving mechanism must guarantee that the output $Y^{(k)}$ of the k -th user is independent of genomic data $\mathbf{X}_S^{(k)}$ at sensitive locations \mathcal{S} for every user k . In the following, we refer the conditions in (1) as perfect privacy constraint.

Performance (Utility): The performance of a local mechanism is measured by the probability of error ($P_e^{(k)}$) between the true query answer $A^{(k)}$ and the released $Y^{(k)}$, defined as:

$$P_e^{(k)} = \Pr(Y^{(k)} \neq A^{(k)}), \quad (2)$$

which can be viewed as the query error of a local mechanism for user k 's genome sequence.

III. MAIN RESULTS

In this paper, we aim to minimize the $P_e^{(k)}$ subject to perfect local privacy. In this section, we present two different mechanisms which satisfy perfect local privacy for sensitive genotypes, and analyze the resulting $P_e^{(k)}$ of each mechanism. We also present two illustrative examples that highlight the main ideas behind the mechanisms. We then present an information-theoretic lower bound on $P_e^{(k)}$ and show the optimality of our mechanisms for some special cases.

A. Mechanism Design

Given a query, we will design binary perturbation mechanisms for each sequence to minimize the local query error while satisfying per-user perfect privacy constraints. Formally, the problem can be described as

$$\min P_e^{(k)}, \text{ s.t. (1), } \forall k = 1, 2, \dots, K. \quad (3)$$

In the remainder of this section, we simplify notations by removing the user superscript (k) , since each user can apply local mechanism independently. A local privacy-protection mechanism \mathcal{M} with parameter $\mu(\mathbf{X}, Q)$ can be described as follows: \mathcal{M} takes as input the local genomic sequence \mathbf{X} of a user and the query $Q = \{\mathcal{L}, v_L\}$. Then, it extracts the sensitive data sequence \mathbf{X}_S and the queried data sequence \mathbf{X}_L respectively. From there, \mathcal{M} releases $Y = 0$ or $Y = 1$ according to the data prior distribution as well as the correlation between \mathbf{X}_S and \mathbf{X}_L . The corresponding release probabilities can be defined as:

$$Y = \begin{cases} 1, & \text{w.p. } \mu(\mathbf{X}, Q), \\ 0, & \text{w.p. } 1 - \mu(\mathbf{X}, Q). \end{cases}$$

We present two mechanisms, \mathcal{M}_1 , and \mathcal{M}_2 , with parameters $\mu_1(\mathbf{X}, Q)$ and $\mu_2(\mathbf{X}, Q)$ given as follows:

$$\mu_1(\mathbf{X}, Q) \triangleq P_{Y|\mathbf{X}_L, \mathbf{X}_S}(1|x_{\bar{\mathcal{L}}}, x_S) = \begin{cases} \frac{\min_w P_{\mathbf{X}_L|\mathbf{X}_S}(x_{\bar{\mathcal{L}}}|w)}{P_{\mathbf{X}_L|\mathbf{X}_S}(x_{\bar{\mathcal{L}}}|x_S)}, & \text{if } x_{\bar{\mathcal{L}}} = v_{\bar{\mathcal{L}}}, \mathcal{E} \leq 1/2, \\ 0, & \text{otherwise,} \end{cases} \quad (4)$$

$$\mu_2(\mathbf{X}, \mathcal{Q}) \triangleq P_{Y|\mathbf{X}_{\bar{\mathcal{L}}}, \mathbf{X}_S}(1|x_{\bar{\mathcal{L}}}, x_S) = \begin{cases} 1, & \text{if } x_{\bar{\mathcal{L}}} = v_{\bar{\mathcal{L}}}, \mathcal{E} \leq 1/2, \\ 1 - \frac{\min_w P_{\mathbf{X}_{\bar{\mathcal{L}}}|\mathbf{X}_S}(x_{\bar{\mathcal{L}}}|w)}{P_{\mathbf{X}_{\bar{\mathcal{L}}}|\mathbf{X}_S}(x_{\bar{\mathcal{L}}}|x_S)}, & \text{otherwise,} \end{cases} \quad (5)$$

where \mathcal{E} is defined as $\mathcal{E} \triangleq \Pr(\mathbf{X}_{\bar{\mathcal{L}} \cap \mathcal{S}} \neq v_{\bar{\mathcal{L}} \cap \mathcal{S}})$. Both of the proposed mechanisms use the following probability ratio:

$$R(\mathbf{X}_{\bar{\mathcal{L}}}, \mathbf{X}_S) = \frac{\min_w P_{\mathbf{X}_{\bar{\mathcal{L}}}|\mathbf{X}_S}(x_{\bar{\mathcal{L}}}|w)}{P_{\mathbf{X}_{\bar{\mathcal{L}}}|\mathbf{X}_S}(x_{\bar{\mathcal{L}}}|x_S)}, \quad (6)$$

which can be (informally) used to measure the statistical dependence between $\mathbf{X}_{\bar{\mathcal{L}}}$ (genotypes in $\bar{\mathcal{L}}$ which are not in the sensitive locations) and \mathbf{X}_S (genotypes in sensitive locations). In the following, we use R for simplicity. Specifically, a value of $R = 1$ clearly implies independence of $\mathbf{X}_{\bar{\mathcal{L}}}$ and \mathbf{X}_S , whereas $R < 1$ implies that $\mathbf{X}_{\bar{\mathcal{L}}}$ and \mathbf{X}_S are dependent, and the dependence grows as R becomes small.

Given a query $Q = \{\mathcal{L}, v_{\mathcal{L}}\}$, mechanism \mathcal{M}_1 first looks at the sequence $x_{\bar{\mathcal{L}}}$ that corresponds to the non-sensitive genotypes in the set $\bar{\mathcal{L}}$. If $x_{\bar{\mathcal{L}}} = v_{\bar{\mathcal{L}}}$ and $\mathcal{E} < 1/2$, the mechanism releases 1 with probability R , otherwise, it always releases 0. Mechanism \mathcal{M}_2 works similarly as follows. It first looks at the sequence $x_{\bar{\mathcal{L}}}$, if $x_{\bar{\mathcal{L}}} = v_{\bar{\mathcal{L}}}$ and $\mathcal{E} < 1/2$, then \mathcal{M}_2 always releases 1. Otherwise, it releases 1 with probability $1 - R$. Our first main result is stated in the following Theorem.

Theorem 1. *Mechanisms \mathcal{M}_1 and \mathcal{M}_2 satisfy perfect privacy.*

Proof. We expand $P_{Y|\mathbf{X}_S}(1|x_S)$ in terms of $x_{\bar{\mathcal{L}}}$ using total probability Theorem. This yields the following set of steps:

$$\begin{aligned} P_{Y|\mathbf{X}_S}(1|x_S) &= \sum_{x_{\bar{\mathcal{L}}}} P_{Y|\mathbf{X}_{\bar{\mathcal{L}}}, \mathbf{X}_S}(1|x_{\bar{\mathcal{L}}}, x_S) P_{\mathbf{X}_{\bar{\mathcal{L}}}|\mathbf{X}_S}(x_{\bar{\mathcal{L}}}|x_S) \\ &= P_{Y|\mathbf{X}_{\bar{\mathcal{L}}}, \mathbf{X}_S}(1|v_{\bar{\mathcal{L}}}, x_S) P_{\mathbf{X}_{\bar{\mathcal{L}}}|\mathbf{X}_S}(v_{\bar{\mathcal{L}}}|x_S) \\ &\quad + \sum_{x_{\bar{\mathcal{L}}} \neq v_{\bar{\mathcal{L}}}} P_{Y|\mathbf{X}_{\bar{\mathcal{L}}}, \mathbf{X}_S}(1|x_{\bar{\mathcal{L}}}, x_S) P_{\mathbf{X}_{\bar{\mathcal{L}}}|\mathbf{X}_S}(x_{\bar{\mathcal{L}}}|x_S) \\ &= \mu_1(v_{\bar{\mathcal{L}}}, Q, S) P_{\mathbf{X}_{\bar{\mathcal{L}}}|\mathbf{X}_S}(v_{\bar{\mathcal{L}}}|x_S) \\ &\quad + \sum_{x_{\bar{\mathcal{L}}} \neq v_{\bar{\mathcal{L}}}} \mu_1(x_{\bar{\mathcal{L}}}, Q, S) P_{\mathbf{X}_{\bar{\mathcal{L}}}|\mathbf{X}_S}(x_{\bar{\mathcal{L}}}|x_S) \\ &\stackrel{(a)}{=} \min_w P_{\mathbf{X}_{\bar{\mathcal{L}}}|\mathbf{X}_S}(v_{\bar{\mathcal{L}}}|x_S = w), \end{aligned}$$

where step (a) follows from the proposed mechanism in (4). Observe that the conditional probability does not depend on the realizations x_S . Then, it is straightforward to show that

$$P_{Y|\mathbf{X}_S}(1|x_S) = P_Y(1).$$

The calculation for \mathcal{M}_2 follows on similar lines, and hence both mechanisms satisfy perfect privacy for sensitive genomes. \square

We next present our second result which characterizes the error probability of the proposed mechanisms.

Theorem 2. *\mathcal{M}_1 and \mathcal{M}_2 incur the following per-user error probabilities:*

- Case 1: $\mathcal{E} \leq 1/2$:

$$\begin{aligned} P_{e,1} &= P_{\mathbf{X}_{\bar{\mathcal{L}}}}(v_{\bar{\mathcal{L}}}) + (2\mathcal{E} - 1) \min_w P_{\mathbf{X}_{\bar{\mathcal{L}}}|\mathbf{X}_S}(v_{\bar{\mathcal{L}}}|w), \\ P_{e,2} &= 1 - P_{\mathbf{X}_{\bar{\mathcal{L}}}}(v_{\bar{\mathcal{L}}}) - \sum_{x_{\bar{\mathcal{L}}} \neq v_{\bar{\mathcal{L}}}} \min_w P_{\mathbf{X}_{\bar{\mathcal{L}}}|\mathbf{X}_S}(x_{\bar{\mathcal{L}}}|w). \end{aligned} \quad (7)$$

- Case 2: $\mathcal{E} > 1/2$:

$$\begin{aligned} P_{e,1} &= P_{\mathbf{X}_{\bar{\mathcal{L}}}}(v_{\bar{\mathcal{L}}}), \\ P_{e,2} &= 1 - P_{\mathbf{X}_{\bar{\mathcal{L}}}}(v_{\bar{\mathcal{L}}}) - \sum_{x_{\bar{\mathcal{L}}} \neq v_{\bar{\mathcal{L}}}} \min_w P_{\mathbf{X}_{\bar{\mathcal{L}}}|\mathbf{X}_S}(x_{\bar{\mathcal{L}}}|w) \\ &\quad - (2\mathcal{E} - 1) \min_w P_{\mathbf{X}_{\bar{\mathcal{L}}}|\mathbf{X}_S}(v_{\bar{\mathcal{L}}}|w). \end{aligned}$$

The proof is presented in the Appendix.

Illustrative Example: We next explain our mechanisms through an illustrative example. Consider a user's genome sequence $\mathbf{X} = \{X_1, X_2, X_3, X_4\}$, and a target query $\mathcal{Q} = \{\mathcal{L} = \{1, 2\}, v_{\mathcal{L}} = \{A, T\}\}$, i.e., the query is of the form “Is $(X_1, X_2) = (A, T)$?”. In this example, we consider two scenarios for the set \mathcal{S} of sensitive locations. Specifically, we can either have $\mathcal{S} \cap \mathcal{L} = \emptyset$ or $\mathcal{S} \cap \mathcal{L} \neq \emptyset$.

Case 1: $\mathcal{S} \cap \mathcal{L} = \emptyset$ When $\mathcal{S} = \{3, 4\}$, if $R(\mathbf{X}_{\bar{\mathcal{L}}}, \mathbf{X}_S) = 0$, mechanism \mathcal{M}_1 always releases 0 and \mathcal{M}_2 always releases 1. When $R(\mathbf{X}_{\bar{\mathcal{L}}}, \mathbf{X}_S) = 1$, both mechanisms release the true answer, i.e., $Y = A$. For the case when $0 < R(\mathbf{X}_{\bar{\mathcal{L}}}, \mathbf{X}_S) < 1$, each mechanism perturbs the true answer as follows:

\mathcal{M}_1 first examines whether $\{X_1, X_2\} = \{A, T\}$, if no, then it releases the correct answer $Y = 0$; if yes, then it releases $Y = 1$ with probability $R(\mathbf{X}_{\bar{\mathcal{L}}}, \mathbf{X}_S)$, and $Y = 0$ with the remaining probability $1 - R(\mathbf{X}_{\bar{\mathcal{L}}}, \mathbf{X}_S)$. On the other hand, for mechanism \mathcal{M}_2 , if $\{X_1, X_2\} = \{A, T\}$, then it releases $Y = 1$; if not, then it releases $Y = 0$ with probability $R(\mathbf{X}_{\bar{\mathcal{L}}}, \mathbf{X}_S)$ (and $Y = 1$ with the remaining probability $1 - R(\mathbf{X}_{\bar{\mathcal{L}}}, \mathbf{X}_S)$). The intuition behind the mechanisms is to limit the leakage which arises due to the dependence between the genotypes in non-sensitive query locations $\bar{\mathcal{L}}$ and the sensitive locations \mathcal{S} .

Case 2: $\mathcal{S} \cap \mathcal{L} \neq \emptyset$ We next consider the case when $\mathcal{S} = \{2, 3\}$, i.e., $\mathcal{L} \cap \mathcal{S} = \{2\}$. Similar to Case 1, when $R(\mathbf{X}_{\bar{\mathcal{L}}}, \mathbf{X}_S) = 0$, mechanism \mathcal{M}_1 always releases 0 and \mathcal{M}_2 always releases 1 (which clearly satisfies perfect privacy). When $R(\mathbf{X}_{\bar{\mathcal{L}}}, \mathbf{X}_S) > 0$, however, since the intersection $\mathcal{L} \cap \mathcal{S} = \{2\}$ is non-empty, both mechanisms first check if $\mathcal{E} = P(X_2 \neq v_2) = P(X_2 \neq T) < 1/2$, and if yes, then proceed in a similar manner as before. Specifically, each mechanism first examines whether the non-sensitive query sequence $X_{\bar{\mathcal{L}}}$ matches $v_{\bar{\mathcal{L}}}$ and $\mathcal{E} < 1/2$, if yes, then \mathcal{M}_1 releases $Y = 1$ with probability $R(\mathbf{X}_{\bar{\mathcal{L}}}, \mathbf{X}_S)$, and $Y = 0$ with the remaining probability $1 - R(\mathbf{X}_{\bar{\mathcal{L}}}, \mathbf{X}_S)$; if no, it releases the correct answer $Y = 0$. Both cases are illustrated in Fig. 2.

Remark 1. *As an alternative baseline scheme, one can perturb the whole genome sequence first by (for instance, by applying the scheme in [14]) and then answer the count. However, perturbing the whole sequence is unnecessary, and the complexity of such a scheme will grow exponentially with the genome sequence length N . In contrast, the complexity of our schemes grows exponentially with $|\mathcal{L} \cup \mathcal{S}|$ which can be substantially smaller than N .*

Corollary 1. *We can readily specialize the general result of Theorem 2 for the case when genomic data sequences are i.i.d, and each genotype is uniformly distributed over a finite alphabet \mathcal{X} . Define $\lambda = \left(\frac{1}{|\mathcal{X}|}\right)^{|\mathcal{L}|}$, then for \mathcal{M}_1 and \mathcal{M}_2 , if $\mathcal{E} \leq 0.5$, $\min\{P_{e,1}, P_{e,2}\} = 0$; if $\mathcal{E} > 0.5$, $\min\{P_{e,1}, P_{e,2}\} = \lambda$, where $\mathcal{E} = 1 - P_{\mathbf{X}_{\bar{\mathcal{L}} \cap \mathcal{S}}}(v_{\bar{\mathcal{L}} \cap \mathcal{S}}) = 1 - \left(\frac{1}{|\mathcal{X}|}\right)^{|\bar{\mathcal{L}} \cap \mathcal{S}|}$.*

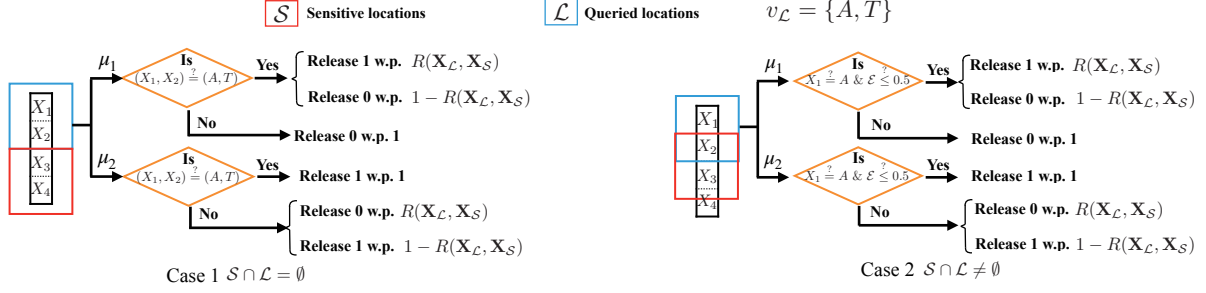


Fig. 2. Description for the illustrative example for the two mechanisms \mathcal{M}_1 and \mathcal{M}_2 .

B. Lower Bound of P_e

We next derive an information-theoretic lower bound on P_e for any local mechanism that satisfies perfect privacy. The goal is to examine how far our mechanisms are from optimality.

Theorem 3. *For any privacy-preserving local data release mechanisms that provide perfect privacy for genomic data at sensitive locations \mathcal{S} , the P_e is lower bounded as:*

$$P_e \geq h^{-1} \{h(A) - \min\{h(A_{\mathcal{L}}|A_{\mathcal{L} \cap \mathcal{S}}), h(A|\mathbf{X}_{\mathcal{S}})\}\}, \quad (8)$$

where $h(\cdot)$ denotes the binary entropy function, $A_{\mathcal{L}} \triangleq \mathbb{1}_{\{\mathbf{X}_{\mathcal{L}}=v_{\mathcal{L}}\}}$ and $A_{\mathcal{L} \cap \mathcal{S}} \triangleq \mathbb{1}_{\{\mathbf{X}_{\mathcal{L} \cap \mathcal{S}}=v_{\mathcal{L} \cap \mathcal{S}}\}}$.

This bound follows by using Fano's inequality and the privacy constraint in (1). Detailed proof is provided in the Appendix. Denote $LB(P_e)$ as the lower bound of P_e calculated from Theorem 3, we next consider some special cases, and compare the lower bound with the error probability of the proposed mechanisms.

Remark 2. *Under the following scenarios, $LB(P_e)$ from Theorem 3 matches $\min\{P_{e,1}, P_{e,2}\}$ from Theorem 2:*

- 1) When $\mathcal{L} \cap \mathcal{S} = \emptyset$: we consider two scenarios regarding the data correlation between $\mathbf{X}_{\mathcal{L}}$ and $\mathbf{X}_{\mathcal{S}}$.
 - a) If $I(A; \mathbf{X}_{\mathcal{S}}) = h(A)$, $LB(P_e) = \min\{P_{e,1}, P_{e,2}\} = \min\{P_A(0), P_A(1)\}$, which means when $\mathbf{X}_{\mathcal{S}}$ and $\mathbf{X}_{\mathcal{L}}$ are fully dependent, any mechanism cannot outperform directly sampling result from prior distribution.
 - b) If $I(A; \mathbf{X}_{\mathcal{S}}) = 0$, $LB(P_e) = \min\{P_{e,1}, P_{e,2}\} = 0$, which implies when $\mathbf{X}_{\mathcal{L}}$ does not depend on $\mathbf{X}_{\mathcal{S}}$, our mechanisms achieve $P_e = 0$, and matches the lower bound.
- 2) When $\mathcal{L} \in \mathcal{S}$: $LB(P_e) = \min\{P_{e,1}, P_{e,2}\} = 0$, which is a special case of $I(A; \mathbf{X}_{\mathcal{S}}) = h(A)$.

In Section IV, we compare the lower bound with the error of the proposed mechanisms via simulations.

C. Utility of Private Aggregated Query

To measure the performance of the proposed mechanisms for aggregated query, we define the utility for aggregated query as the Expected Absolute Error (EAE):

$$E[|Y - A|] = E \left[\left| \sum_{k=1}^K (Y^{(k)} - A^{(k)}) \right| \right]. \quad (9)$$

Under the assumption that sequences across users are independent, we can upper bound the EAE as follows:

$$E[|Y - A|] \leq \sum_{k=1}^K E[|Y^{(k)} - A^{(k)}|] \triangleq \sum_{k=1}^K \min[P_{e,1}^{(k)}, P_{e,2}^{(k)}].$$

Next, we show that even though the proposed mechanisms are designed to minimize P_e , under the i.i.d setting (users are independent), using the summation of P_e as a measure of EAE does not lose any optimality.

Proposition 1. *For the proposed mechanisms, if the sequences across users are i.i.d, then the EAE is given as follows:*

$$E[|Y - A|] = \sum_{k=1}^K \min[P_{e,1}^{(k)}, P_{e,2}^{(k)}].$$

The proof is provided in the Appendix.

IV. NUMERICAL EVALUATION

We next numerically evaluate the proposed mechanisms under the following Markov setting: It is assumed that each user's genomic data has a first order Markov property [14], i.e., $P_{X_{j+1}^{(k)}|X_j^{(k)}, \dots, X_1^{(k)}}(x_{j+1}|x_j, \dots, x_1) = P_{X_{j+1}^{(k)}|X_j^{(k)}}(x_{j+1}|x_j) = \mathcal{T}$, where \mathcal{T} is the transition matrix from $\{A, T, G, C\}$ to $\{A, T, G, C\}$, and can be specified as:

$$\Pr(X_{j+1}^{(k)} = X_j^{(k)}) = \phi. \quad (10)$$

For the following evaluations, we randomly generate user's data according to the prior and the transition matrix, and we run Monte-Carlo simulations to get average error. We consider $K = 1000$ users in the system. Each user possesses a genomic sequence with a length of 10.

A. Comparison of $LB(P_e)$ with P_e from the Local Mechanism

We next compare the P_e resulted from the local mechanism with the lower bound in Theorem 3. We consider three different cases: (i) when $\mathcal{S} \cap \mathcal{L} = \emptyset$, (ii) when $\mathcal{S} \cap \mathcal{L} = 4$ (partially overlapped) and (iii) when $\mathcal{S} \cap \mathcal{L} = \mathcal{S}$ (fully overlapped). Under each case, we consider three types of correlation: low correlation $\phi = 0.27$ (slightly skewed than uniform), moderate correlation $\phi = 0.5$ and high correlation $\phi = 0.95$ (slightly weaker than fully dependent). The comparisons are shown in Fig. 3, where we plotted lower bound of P_e from Theorem 3, P_e calculated from Theorem 2 as well as the empirical P_e averaged from N samples, and we vary N from

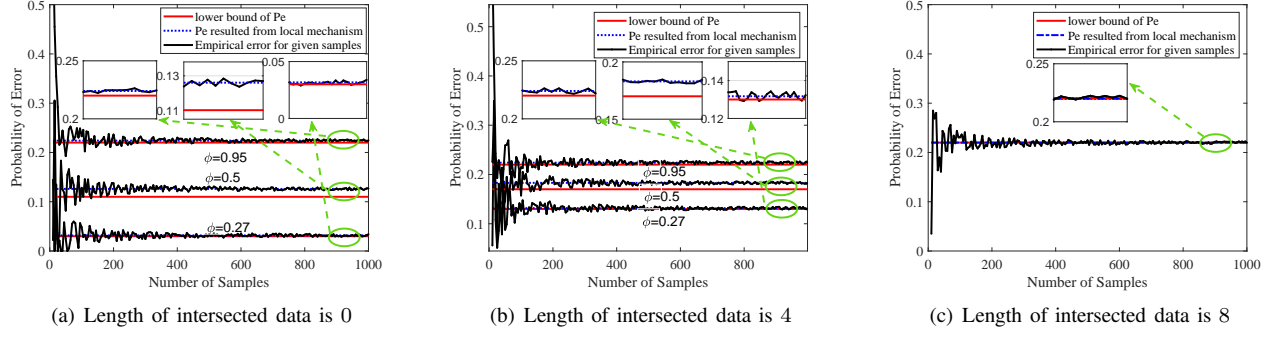


Fig. 3. Comparison between P_e and lower bound under different length of intersected data (correlation is measured by ϕ)

10 to 1000 to illustrate the convergence. Observe that the gap between P_e from Theorem 2 and lower bound of P_e is different under different scenarios. Generally, extremely high or low correlation leads to smaller gaps. It is worth noting that the lower bound derived in this paper is based on Fano's inequality. There could be some P_e that are not achievable, thus the gap between the P_e from Theorem 2 and the optimal one (assume there is a mechanism that incurs a minimum P_e and satisfies perfect privacy) can be even smaller.

B. Comparison between M_1 and M_2 .

Next, we examine the impact from (a) different prior distributions; (b) whether $\mathcal{S} \cap \mathcal{L}$ is an empty set or not. We fix $\mathcal{S} = \{3, 4\}$ and evaluate with parameters according to the following cases: for (a), we assume X_1 is uniformly distributed or $P_{X_1} = 0.8$, and then generate the whole sequence based on the value of X_1 and \mathcal{T} . (b), we consider either $\mathcal{L} = \{4, 5\}$ or $\mathcal{L} = \{5, 6\}$. We compare the absolute error resulted from each mechanism under each case.

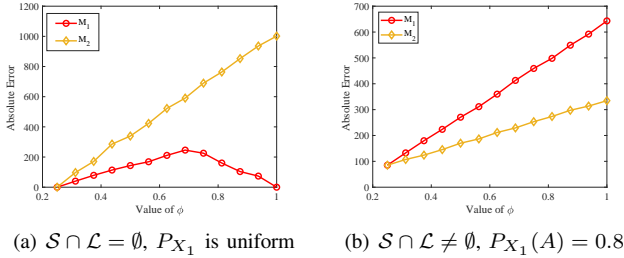


Fig. 4. Numerical results of the Markov model for different cases.

The results are shown in Fig. 4(a). Observe from Fig. 4(a), all mechanisms achieve zero-EAE when $\phi = 0.25$. When $\phi \neq 0.25$, M_1 outperforms M_2 , the reason is that, to guarantee perfect privacy, M_1 tends to release most of the local answers as 0 while M_2 releases most answers as 1. Since $P_{X_{\mathcal{L}}^{(k)}}(v_{\mathcal{L}})$ happens with probability less than 1/2, releasing more 0s is more accurate than releasing more 1s. Also, observe that the EAE of M_1 first increases then decreases to 0 with ϕ . Intuitively, the value of $R(\mathbf{X}, \mathcal{Q})$ decreases with ϕ , and larger $R(\mathbf{X}, \mathcal{Q})$ implies larger probability to directly release the answer. That is why EAE is smaller when ϕ is small. For large ϕ , the dependence of data increases, and each user's genomic sequence can hardly match $v_{\mathcal{L}}$. As a result, the real local answer for each user is 0. It is worth noting that each

case in Fig. 4(b) provides lower P_e than those in Fig. 4(a), the reason is that, the prior of case 2 is more skewed and requires less perturbation.

C. Comparison with Differential Privacy based Mechanisms

In this part, we compare the performance of the proposed mechanism with (Local) Differential Privacy [20]. Since our mechanisms guarantee perfect privacy, equivalently, under the privacy notion of DP, $\epsilon = 0$. Then in the following, we show that under different P_e or EAE, the minimum value of ϵ (a smaller ϵ indicates a stronger privacy guarantee) provided by different mechanisms. Under the local setting, we use a binary randomized response perturbation mechanism that satisfies LDP. In [20], an optimal mechanism is derived under LDP constraints: $\Pr(Y = A) = \frac{e^\epsilon}{1+e^\epsilon}$, and $\Pr(Y \neq A) = \frac{1}{1+e^\epsilon}$, wherein the binary case, the latter stands for the P_e . On the other hand, in [21], the minimum MSE resulted by LDP-based mechanism for aggregated count query is given by: $N \frac{e^\epsilon(e^\epsilon+1)}{(e^\epsilon-1)^2}$. We next present the comparison under two cases: comparison of the P_e and the comparison of the MSE. The results are shown in Fig. 5. Observe that under a larger P_e or MSE, Differential Privacy can provide a better privacy guarantee with a small ϵ . However, our proposed mechanisms always provide perfect privacy.

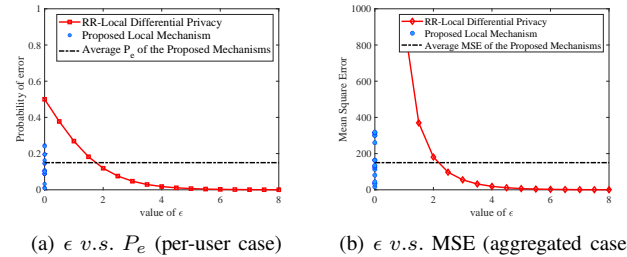


Fig. 5. Comparison between the privacy guarantee by M_1 or M_2 and DP.

V. CONCLUSION & FUTURE WORK

The problem of privacy-preserving counting query-answering mechanisms for biomedical DBs was studied to minimize the P_e . The proposed mechanisms also guarantee perfect privacy for genome data at sensitive locations. We also derive a lower bound of P_e for an arbitrary mechanism under perfect privacy and show the optimality of our mechanisms under some special cases. We will focus on central mechanism design and evaluations on real-world data in future work.

REFERENCES

- [1] L. Ohno-Machado, S.-A. Sansone, G. Alter, I. Fore, J. Grethe, H. Xu, A. Gonzalez-Beltran, P. Rocca-Serra, A. E. Gururaj, E. Bell *et al.*, "Finding useful data across multiple biomedical data repositories using datamed," *Nature genetics*, vol. 49, no. 6, pp. 816–819, 2017.
- [2] A. S. Motahari, G. Bresler, and N. David, "Information theory of dna shotgun sequencing," *IEEE Transactions on Information Theory*, vol. 59, no. 10, pp. 6273–6289, 2013.
- [3] I. Shomorony, S. H. Kim, T. A. Courtade, and D. N. Tse, "Information-optimal genome assembly via sparse read-overlap graphs," *Bioinformatics*, vol. 32, no. 17, pp. i494–i502, 2016.
- [4] H. Si, H. Vikalo, and S. Vishwanath, "Information-theoretic analysis of haplotype assembly," *IEEE Transactions on Information Theory*, vol. 63, no. 6, pp. 3468–3479, 2017.
- [5] H. Cho, D. J. Wu, and B. Berger, "Secure genome-wide association analysis using multiparty computation," *Nature biotechnology*, vol. 36, no. 6, pp. 547–551, 2018.
- [6] D. F. Easton and R. A. Eeles, "Genome-wide association studies in cancer," *Human molecular genetics*, vol. 17, no. R2, pp. R109–R115, 2008.
- [7] J. N. Hirschhorn and M. J. Daly, "Genome-wide association studies for common diseases and complex traits," *Nature reviews genetics*, vol. 6, no. 2, pp. 95–108, 2005.
- [8] C. Cao and J. Mout, "Gwas and drug targets," *BMC genomics*, vol. 15, no. S4, p. S5, 2014.
- [9] H. J. Lowe, T. A. Ferris, P. M. Hernandez, and S. C. Weber, "Stride—an integrated standards-based translational research informatics platform," in *AMIA Annual Symposium Proceedings*, vol. 2009. American Medical Informatics Association, 2009, p. 391.
- [10] S. N. Murphy, V. Gainer, M. Mendis, S. Churchill, and I. Kohane, "Strategies for maintaining patient privacy in i2b2," *Journal of the American Medical Informatics Association*, vol. 18, no. Supplement_1, pp. 103–108, 2011.
- [11] N. Homer, S. Szelinger, M. Redman, D. Duggan, W. Tembe, J. Muehling, J. V. Pearson, D. A. Stephan, S. F. Nelson, and D. W. Craig, "Resolving individuals contributing trace amounts of dna to highly complex mixtures using high-density snp genotyping microarrays," *PLoS Genet*, vol. 4, no. 8, p. e1000167, 2008.
- [12] S. S. Shringarpure and C. D. Bustamante, "Privacy risks from genomic data-sharing beacons," *The American Journal of Human Genetics*, vol. 97, no. 5, pp. 631–646, 2015.
- [13] I. Deznabi, M. Mobayen, N. Jafari, O. Tastan, and E. Ayday, "An inference attack on genomic data using kinship, complex correlations, and phenotype information," *IEEE/ACM transactions on computational biology and bioinformatics*, vol. 15, no. 4, pp. 1333–1343, 2017.
- [14] F. Ye, H. Cho, and S. El Rouayheb, "Mechanisms for hiding sensitive genotypes with information-theoretic privacy," in *IEEE International Symposium on Information Theory (ISIT)*, 2020, pp. 902–907.
- [15] J. L. Raisaro, F. Tramer, Z. Ji, D. Bu, Y. Zhao, K. Carey, D. Lloyd, H. Sofia, D. Baker, P. Flicek *et al.*, "Addressing beacon re-identification attacks: quantification and mitigation of privacy risks," *Journal of the American Medical Informatics Association*, vol. 24, no. 4, pp. 799–805, 2017.
- [16] S. Simmons, C. Sahinalp, and B. Berger, "Enabling privacy-preserving GWASs in heterogeneous human populations," *Cell systems*, vol. 3, no. 1, pp. 54–61, 2016.
- [17] H. Cho, S. Simmons, R. Kim, and B. Berger, "Privacy-preserving biomedical database queries with optimal privacy-utility trade-offs," *Cell Systems*, 2020.
- [18] N. Li and M. Stephens, "Modeling linkage disequilibrium and identifying recombination hotspots using single-nucleotide polymorphism data," *Genetics*, vol. 165, no. 4, pp. 2213–2233, 2003.
- [19] B. Jiang, M. Seif, R. Tandon, and M. Li, "Context-aware local information privacy," *IEEE Transactions on Information Forensics and Security*, 2021.
- [20] P. Kairouz, S. Oh, and P. Viswanath, "Extremal mechanisms for local differential privacy," in *Advances in Neural Information Processing Systems 27*. Curran Associates, Inc., 2014, pp. 2879–2887.
- [21] T. Wang, J. Blocki, N. Li, and S. Jha, "Locally differentially private protocols for frequency estimation," in *26th USENIX Security 17*, 2017, pp. 729–745.
- [22] J. Cover and J. Thomas, *Elements of Information Theory*, 2005, ch. 17, pp. 657–687.

APPENDIX A
PROOF OF THEOREM 2

In this Section, we provide some more intuition behind the derivation of the mechanisms and then derive the error probability for the mechanisms.

A. Deriving the mechanisms and Error Probability

We first expand the term $p_{Y|X_S}(y|x_S)$ as follows

$$P_{Y|X_S}(y|x_S) = \sum_{x_{\bar{L}}} P_{Y|X_{\bar{L}}, X_S}(y|x_{\bar{L}}, x_S) P_{X_{\bar{L}}|X_S}(x_{\bar{L}}|x_S). \quad (11)$$

In order to satisfy the per-user perfect privacy condition, we require that $P_{Y|X_{\bar{L}}, X_S}(y|x_{\bar{L}}, x_S) \Pr(x_{\bar{L}}|x_S) = f(y, x_{\bar{L}})$, $\forall x_{\bar{L}}, y$, i.e., each term in (11) does not depend on x_S . To this end, we have

$$P_{Y|X_{\bar{L}}, X_S}(y|x_{\bar{L}}, x_S) = \frac{f(y, x_{\bar{L}})}{P_{X_{\bar{L}}|X_S}(x_{\bar{L}}|x_S)}, y \in \{0, 1\}. \quad (12)$$

From the above equation, we make $P_{Y|X_{\bar{L}}, X_S}(y|x_{\bar{L}}, x_S)$ a valid probability mass function, by picking $f(y, x_{\bar{L}})$ as follows

$$\begin{aligned} 0 \leq f(y, x_{\bar{L}}) &\leq P_{X_{\bar{L}}|X_S}(x_{\bar{L}}|x_S), \forall x_{\bar{L}}, x_S, \\ \Rightarrow f(y, x_{\bar{L}}) &\leq \min_w P_{X_{\bar{L}}|X_S}(x_{\bar{L}}|x_S = w). \end{aligned} \quad (13)$$

B. Error Probability for Mechanism \mathcal{M}_1 :

Recall that our goal is to minimize the probability of error per user. We first expand the first term as follows:

$$\begin{aligned} P_{Y, X_{\bar{L}}}(0, v_{\bar{L}}) &= \sum_{x_{\bar{S}}} P_{Y|X_{\bar{L}}, X_{\bar{S}}}(0|v_{\bar{L}}, x_{\bar{S}}) P_{X_{\bar{L}}, X_{\bar{S}}}(v_{\bar{L}}, x_{\bar{S}}) \\ &= \sum_{x_{\bar{S}}} (1 - P_{Y|X_{\bar{L}}, X_{\bar{S}}}(1|v_{\bar{L}}, x_{\bar{S}})) P_{X_{\bar{L}}, X_{\bar{S}}}(v_{\bar{L}}, x_{\bar{S}}) \\ &= P_{X_{\bar{L}}}(v_{\bar{L}}) - \sum_{x_{\bar{S}}} P_{Y|X_{\bar{L}}, X_{\bar{S}}}(1|v_{\bar{L}}, x_{\bar{S}}) P_{X_{\bar{L}}, X_{\bar{S}}}(v_{\bar{L}}, x_{\bar{S}}) \\ &\stackrel{(a)}{=} P_{X_{\bar{L}}}(v_{\bar{L}}) - \sum_{x_{\bar{S}}} P_{Y|X_{\bar{L}}, X_{\bar{S}}}(1|v_{\bar{L}}, x_S) P_{X_{\bar{L}}, X_{\bar{S}}}(v_{\bar{L}}, x_S) \\ &\stackrel{(b)}{=} P_{X_{\bar{L}}}(v_{\bar{L}}) - \sum_{x_S} f(1, v_{\bar{L}}) P_{X_S}(x_S). \\ &= P_{X_{\bar{L}}}(v_{\bar{L}}) - f(1, v_{\bar{L}}) P_{X_{\bar{L}} \cap \bar{S}}(v_{\bar{L}} \cap \bar{S}) \end{aligned} \quad (14)$$

where step (a) follows from the fact that $\mathcal{L} \cap \bar{S} = \bar{\mathcal{L}} \cap \bar{S}$, while step (b) follows from (12).

Similarly, we have the following set of steps for the second term as follows:

$$\begin{aligned}
& \sum_{x_{\mathcal{L}} \neq v_{\mathcal{L}}} P_{Y, X_{\mathcal{L}}}(1, x_{\mathcal{L}}) \\
&= \sum_{x_{\mathcal{L}} \neq v_{\mathcal{L}}} \sum_{x_{\mathcal{S}}} P_{Y|X_{\mathcal{L}}, X_{\mathcal{S}}}(1|x_{\mathcal{L}}, x_{\mathcal{S}}) P_{X_{\mathcal{L}}, X_{\mathcal{S}}}(x_{\mathcal{L}}, x_{\mathcal{S}}) \\
&\stackrel{(b)}{=} \sum_{x_{\mathcal{L}} \neq v_{\mathcal{L}}} f(1, x_{\mathcal{L}}) \sum_{x_{\mathcal{S}}} P_{\mathbf{X}_{\mathcal{S}}}(x_{\mathcal{S}}), \\
&= \sum_{x_{\mathcal{L}} \neq v_{\mathcal{L}}: x_{\mathcal{L}} = v_{\mathcal{L}}} f(1, v_{\mathcal{L}}) \sum_{x_{\mathcal{S}}} P_{\mathbf{X}_{\mathcal{S}}}(x_{\mathcal{S}}) \\
&\quad + \sum_{x_{\mathcal{L}} \neq v_{\mathcal{L}}: x_{\mathcal{L}} \neq v_{\mathcal{L}}} f(1, x_{\mathcal{L}}) \sum_{x_{\mathcal{S}}} P_{\mathbf{X}_{\mathcal{S}}}(x_{\mathcal{S}}) \\
&\stackrel{(c)}{=} f(1, v_{\mathcal{L}}) \Pr(\mathbf{X}_{\mathcal{L} \cap \mathcal{S}} \neq v_{\mathcal{L} \cap \mathcal{S}}) + \sum_{x_{\mathcal{L}} \neq v_{\mathcal{L}}} f(1, x_{\mathcal{L}}), \quad (15)
\end{aligned}$$

where step (a) follows from (12), while in step (b), the function $f(0, v_{\mathcal{L}})$ does not depend on $x_{\mathcal{S}}$. Step (c) follows from the following:

$$\begin{aligned}
& \sum_{x_{\mathcal{L}} \neq v_{\mathcal{L}}: x_{\mathcal{L}} \neq v_{\mathcal{L}}} f(1, x_{\mathcal{L}}) \sum_{x_{\mathcal{S}}} P_{\mathbf{X}_{\mathcal{S}}}(x_{\mathcal{S}}) \\
&= \sum_{x_{\mathcal{L}} \neq v_{\mathcal{L}}: x_{\mathcal{L}} \neq v_{\mathcal{L}}} f(1, x_{\mathcal{L}}) \sum_{x_{\mathcal{S}}} P_{\mathbf{X}_{\mathcal{S}}, \mathbf{X}_{\mathcal{L} \cap \mathcal{S}}}(x_{\mathcal{S}}, x_{\mathcal{L} \cap \mathcal{S}}) \\
&= \sum_{x_{\mathcal{L}} \neq v_{\mathcal{L}}: x_{\mathcal{L}} \neq v_{\mathcal{L}}} f(1, x_{\mathcal{L}}) P_{\mathbf{X}_{\mathcal{L} \cap \mathcal{S}}}(x_{\mathcal{L} \cap \mathcal{S}}) \\
&= \sum_{x_{\mathcal{L}} \neq v_{\mathcal{L}}} f(1, x_{\mathcal{L}}) \sum_{x_{\mathcal{L} \cap \mathcal{S}}} P_{\mathbf{X}_{\mathcal{L} \cap \mathcal{S}}}(x_{\mathcal{L} \cap \mathcal{S}}) = \sum_{x_{\mathcal{L}} \neq v_{\mathcal{L}}} f(1, x_{\mathcal{L}}). \quad (16)
\end{aligned}$$

C. Error Probability for Mechanism \mathcal{M}_2 :

We write the error probabilities in terms of $f(0, x_{\mathcal{L}})$ and following similar steps as in \mathcal{M}_1 . For the first term, we have the following set of steps:

$$\begin{aligned}
P_{Y, X_{\mathcal{L}}}(0, v_{\mathcal{L}}) &= \sum_{x_{\mathcal{S}}} P_{Y|X_{\mathcal{L}}, X_{\mathcal{S}}}(0|v_{\mathcal{L}}, x_{\mathcal{S}}) P_{X_{\mathcal{L}}, X_{\mathcal{S}}}(v_{\mathcal{L}}, x_{\mathcal{S}}) \\
&= \sum_{x_{\mathcal{S}}} P_{Y|X_{\mathcal{L}}, X_{\mathcal{S}}}(0|v_{\mathcal{L}}, x_{\mathcal{S}}) P_{X_{\mathcal{L}}, X_{\mathcal{S}}}(x_{\mathcal{L}}, x_{\mathcal{S}}) \\
&= \sum_{x_{\mathcal{S}}} f(0, v_{\mathcal{L}}) P_{X_{\mathcal{S}}}(x_{\mathcal{S}}) = f(0, v_{\mathcal{L}}) P_{X_{\mathcal{L} \cap \mathcal{S}}}(v_{\mathcal{L} \cap \mathcal{S}}).
\end{aligned}$$

For the second term, we have the following set of steps:

$$\begin{aligned}
& \sum_{x_{\mathcal{L}} \neq v_{\mathcal{L}}} P_{Y, \mathbf{X}_{\mathcal{L}}}(1, x_{\mathcal{L}}) \\
&= \sum_{x_{\mathcal{L}} \neq v_{\mathcal{L}}} \sum_{x_{\mathcal{S}}} P_{Y|\mathbf{X}_{\mathcal{L}}, \mathbf{X}_{\mathcal{S}}}(1|x_{\mathcal{L}}, x_{\mathcal{S}}) P_{\mathbf{X}_{\mathcal{L}}, \mathbf{X}_{\mathcal{S}}}(x_{\mathcal{L}}, x_{\mathcal{S}}) \\
&= \sum_{x_{\mathcal{L}} \neq v_{\mathcal{L}}} \sum_{x_{\mathcal{S}}} (1 - P_{Y|\mathbf{X}_{\mathcal{L}}, \mathbf{X}_{\mathcal{S}}}(0|x_{\mathcal{L}}, x_{\mathcal{S}})) P_{\mathbf{X}_{\mathcal{L}}, \mathbf{X}_{\mathcal{S}}}(x_{\mathcal{L}}, x_{\mathcal{S}}) \\
&= 1 - P_{\mathbf{X}_{\mathcal{L}}}(v_{\mathcal{L}}) - \sum_{x_{\mathcal{L}} \neq v_{\mathcal{L}}} \sum_{x_{\mathcal{S}}} f(0, x_{\mathcal{L}}) P_{\mathbf{X}_{\mathcal{S}}}(x_{\mathcal{S}}) \\
&= 1 - P_{\mathbf{X}_{\mathcal{L}}}(v_{\mathcal{L}}) \\
&\quad - f(0, v_{\mathcal{L}}) \Pr(\mathbf{X}_{\mathcal{L} \cap \mathcal{S}} \neq v_{\mathcal{L} \cap \mathcal{S}}) - \sum_{x_{\mathcal{L}} \neq v_{\mathcal{L}}} f(0, x_{\mathcal{L}}).
\end{aligned}$$

We optimize the per-user error probability for the two release mechanisms for fixed q, s and $v_{\mathcal{L}}$ as follows.

For \mathcal{M}_1 : from (14) and (15), the per-user error probability is

$$\begin{aligned}
P_{e,1} &= P_{\mathbf{X}_{\mathcal{L}}}(v_{\mathcal{L}}) + \sum_{x_{\mathcal{L}} \neq v_{\mathcal{L}}} f(1, x_{\mathcal{L}}) \\
&\quad + f(1, v_{\mathcal{L}})(2 \Pr(\mathbf{X}_{\mathcal{L} \cap \mathcal{S}} \neq v_{\mathcal{L} \cap \mathcal{S}}) - 1). \quad (17)
\end{aligned}$$

We minimize the probability of error as follows. Here, we have two cases depending on the value of $\Pr(\mathbf{X}_{\mathcal{L} \cap \mathcal{S}} \neq v_{\mathcal{L} \cap \mathcal{S}})$. If $\Pr(\mathbf{X}_{\mathcal{L} \cap \mathcal{S}} \neq v_{\mathcal{L} \cap \mathcal{S}}) \geq 1/2$, we pick $f(1, x_{\mathcal{L}}) = 0, \forall x_{\mathcal{L}}$. When $\Pr(\mathbf{X}_{\mathcal{L} \cap \mathcal{S}} \neq v_{\mathcal{L} \cap \mathcal{S}}) < 1/2$, we pick $f(1, v_{\mathcal{L}}) = \min_w P_{\mathbf{X}_{\mathcal{L}}|\mathbf{X}_{\mathcal{S}}}(x_{\mathcal{L}}|x_{\mathcal{S}} = w)$ and $f(1, x_{\mathcal{L}}) = 0, \forall x_{\mathcal{L}} \neq v_{\mathcal{L}}$.

For \mathcal{M}_2 The per-user error probability for \mathcal{M}_2 is

$$\begin{aligned}
P_{e,2} &= 1 - P_{\mathbf{X}_{\mathcal{L}}}(v_{\mathcal{L}}) - \sum_{x_{\mathcal{L}} \neq v_{\mathcal{L}}} f(0, x_{\mathcal{L}}) \\
&\quad - f(0, v_{\mathcal{L}})(2 \Pr(\mathbf{X}_{\mathcal{L} \cap \mathcal{S}} \neq v_{\mathcal{L} \cap \mathcal{S}}) - 1), \quad (18)
\end{aligned}$$

where the error probability is minimized when $f(0, x_{\mathcal{L}}) = \min_w P_{\mathbf{X}_{\mathcal{L}}|\mathbf{X}_{\mathcal{S}}}(x_{\mathcal{L}}|w), \forall x_{\mathcal{L}} \neq v_{\mathcal{L}}$. For $f(0, v_{\mathcal{L}})$, we have two special cases: when $\Pr(X_{\mathcal{L} \cap \mathcal{S}} \neq v_{\mathcal{L} \cap \mathcal{S}}) > 1/2$, we pick $f(0, v_{\mathcal{L}}) = \min_w P_{\mathbf{X}_{\mathcal{L}}|\mathbf{X}_{\mathcal{S}}}(v_{\mathcal{L}}|w)$, otherwise we set $f(0, v_{\mathcal{L}}) = 0$.

This concludes the proof for Theorem 2.

APPENDIX B PROOF OF THEOREM 3

Proof. According to Fano's inequality [22], the lower bound of the error probability can be expressed as:

$$h(A|Y) \leq h(P_e) + P(e) \log(|A| - 1). \quad (19)$$

As $|A| = 2$, Eq. (19) can be expressed as:

$$h(P_e) \geq h(A|Y) = h(A) - I(A; Y). \quad (20)$$

In Eq.(20), $h(A)$ is a constant given the distribution of A (which is a deterministic function of $\mathbf{X}_{\mathcal{L}}$). Next, we focus on $I(A; Y)$. To derive a lower bound of P_e , we are looking at the upper bound of $I(A; Y)$. Note that random variable A can be represented as:

$$A = \mathbb{1}_{\{\mathbf{X}_{\mathcal{L}} = v_{\mathcal{L}}\}} = \mathbb{1}_{\{\mathbf{X}_{\mathcal{L}} = v_{\mathcal{L}}\}} \times \mathbb{1}_{\{\mathbf{X}_{\mathcal{L} \cap \mathcal{S}} = v_{\mathcal{L} \cap \mathcal{S}}\}}. \quad (21)$$

Denote $A_{\mathcal{L}} = \mathbb{1}_{\{\mathbf{X}_{\mathcal{L}} = v_{\mathcal{L}}\}}$ and $A_{\mathcal{L} \cap \mathcal{S}} = \mathbb{1}_{\{\mathbf{X}_{\mathcal{L} \cap \mathcal{S}} = v_{\mathcal{L} \cap \mathcal{S}}\}}$. Therefore, using this notation, we can write $A = A_{\mathcal{L}} \times A_{\mathcal{L} \cap \mathcal{S}}$. Then the upper bound of $I(A; Y)$ can be derived as:

$$I(A; Y) = I(A; Y|\mathbf{X}_{\mathcal{S}}) \quad (22)$$

$$\leq I(A; \mathbf{X}|\mathbf{X}_{\mathcal{S}}) \quad (23)$$

$$= h(A|\mathbf{X}_{\mathcal{S}}) - h(A|\mathbf{X}, \mathbf{X}_{\mathcal{S}})$$

$$= h(A|\mathbf{X}_{\mathcal{S}}),$$

where (22) follows from the privacy constraint in (1), (23) follows by data processing. From another perspective:

$$\begin{aligned} I(A; Y) &= I(A_{\bar{\mathcal{L}}} A_{\mathcal{L} \cap \mathcal{S}}; Y) \\ &\leq I(A_{\bar{\mathcal{L}}}, A_{\mathcal{L} \cap \mathcal{S}}; Y) \\ &= I(A_{\mathcal{L} \cap \mathcal{S}}; Y) + I(A_{\bar{\mathcal{L}}}; Y | A_{\mathcal{L} \cap \mathcal{S}}) \\ &= I(A_{\bar{\mathcal{L}}}; Y | A_{\mathcal{L} \cap \mathcal{S}}) \end{aligned} \quad (24)$$

$$\begin{aligned} &\leq I(A_{\bar{\mathcal{L}}}; X | A_{\mathcal{L} \cap \mathcal{S}}) \\ &= h(A_{\bar{\mathcal{L}}} | A_{\mathcal{L} \cap \mathcal{S}}) - h(A_{\bar{\mathcal{L}}} | X, A_{\mathcal{L} \cap \mathcal{S}}) \\ &= h(A_{\bar{\mathcal{L}}} | A_{\mathcal{L} \cap \mathcal{S}}), \end{aligned} \quad (25)$$

where (24) follows from the privacy constraint in (1), (25) follows from data processing. From (22) and (24), we obtain an upper bound on $I(Y; A)$ as follows: $I(A; Y) \leq \min(h(A_{\bar{\mathcal{L}}} | A_{\mathcal{L} \cap \mathcal{S}}), h(A | X_{\mathcal{S}}))$. Then, substituting the above bound in (20), we arrive at the lower bound on error probability stated in Theorem 3.

$$h(P_e) \geq h(A) - \min\{h(A_{\bar{\mathcal{L}}} | A_{\mathcal{L} \cap \mathcal{S}}), h(A | X_{\mathcal{S}})\}. \quad (26)$$

□

APPENDIX C

PROOF OF CLAIMS MADE IN REMARK 2

1) when $\mathcal{L} \cap \mathcal{S} = \emptyset$, from Theorem 3, we have:

$$P_e \geq h^{-1}(I(A; \mathbf{X}_{\mathcal{S}})). \quad (27)$$

On the other hand, according to Theorem 2, when $\mathcal{L} \cap \mathcal{S} = \emptyset$, $\mathcal{E} = 0$, and

$$\begin{aligned} P_{e,1} &= P_{\mathbf{X}_{\mathcal{L}}}(v_{\mathcal{L}}) - \min_w P_{\mathbf{X}_{\mathcal{L}} | \mathbf{X}_{\mathcal{S}}}(v_{\mathcal{L}} | w), \\ P_{e,2} &= 1 - P_{\mathbf{X}_{\mathcal{L}}}(v_{\mathcal{L}}) - \sum_{x_{\mathcal{L}} \neq v_{\mathcal{L}}} \min_w P_{\mathbf{X}_{\mathcal{L}} | \mathbf{X}_{\mathcal{S}}}(x_{\mathcal{L}} | w). \end{aligned} \quad (28)$$

We next consider two sub-cases regarding the relationship between A and $X_{\mathcal{S}}$:

a). When $I(A; \mathbf{X}_{\mathcal{S}}) = h(A)$, from (27):

$$\begin{aligned} P_e &\geq h^{-1}(h(A) - H(A | \mathbf{X}_{\mathcal{S}})) = h^{-1}(h(A)) \\ &= \min\{P_A(0), P_A(1)\}. \end{aligned} \quad (29)$$

Since $h(A | X_{\mathcal{S}}) = 0$, $\min_w P_{\mathbf{X}_{\mathcal{L}} | \mathbf{X}_{\mathcal{S}}}(x_{\mathcal{L}} | w) = 0$ for all $x_{\mathcal{L}}$. From (28), we have $P_{e,1} = P_A(1)$, $P_{e,2} = P_A(0)$, which implies that the minimal P_e resulted by \mathcal{M}_1 and \mathcal{M}_2 is $\min\{P_A(0), P_A(1)\}$.

b) When $I(A; \mathbf{X}_{\mathcal{S}}) = 0$, from (27), the lower bound implies $P_e \geq 0$. From (28), we have $P_{e,1} = P_{e,2} = 0$, which implies that the minimal P_e resulted by \mathcal{M}_1 and \mathcal{M}_2 is 0.

The above discussion shows that under the two extreme case, the proposed mechanism achieves P_e matches the lower bound.

2) When $\mathcal{L} \in \mathcal{S}$, $H(A | \mathbf{X}_{\mathcal{S}}) = H(A_{\bar{\mathcal{L}}} | A_{\mathcal{L} \cap \mathcal{S}}) = 0$. The result follows sub-case a), which matches the lower bound from Theorem 3. The intuition is when all queried locations are sensitive, both mechanisms sample random answer according to the data prior to keep the queried sequence perfectly private.

APPENDIX D

PROOF OF PROPOSITION 1

We next show the lower bound of the EAE under the proposed mechanisms, the goal is to show that when users are i.i.d, the bounds are tight (i.e. the inequality can be replaced by equality).

In the following, we let Y denote the aggregated results from each local answer $Y^{(k)}$: $Y = \sum_{k=1}^K Y^{(k)}$, and A denote the real answer from each user: $A = \sum_{k=1}^K A^{(k)}$. By Jensen's Inequality:

$$\begin{aligned} &E|Y - A| \\ &\geq |E(Y - A)| \\ &= \left| E \sum_{k=1}^K (Y^{(k)} - A^{(k)}) \right| \\ &= \left| \sum_{k=1}^K E(Y^{(k)} - A^{(k)}) \right| \\ &= \left| \sum_{k=1}^K [P_{Y^{(k)}, A^{(k)}}(1, 0) - P_{Y^{(k)}, A^{(k)}}(0, 1)] \right| \\ &= \left| \sum_{k=1}^K P_{Y^{(k)} | A^{(k)}}(1|0) P_{A^{(k)}}(0) - \sum_{k=1}^K P_{Y^{(k)} | A^{(k)}}(0|1) P_{A^{(k)}}(1) \right| \\ &= \left| \sum_{k, x_{\mathcal{S}}} P(Y^{(k)} = 1 | \mathbf{X}_{\mathcal{L}} \neq v_{\mathcal{L}}, \mathbf{X}_{\mathcal{S}} = x_{\mathcal{S}}) \right. \\ &\quad \left. P(\mathbf{X}_{\mathcal{S}} = x_{\mathcal{S}} | \mathbf{X}_{\mathcal{L}} \neq v_{\mathcal{L}}) P(\mathbf{X}_{\mathcal{L}} \neq v_{\mathcal{L}}) \right. \\ &\quad \left. - \sum_{k, x_{\mathcal{S}}} P(Y^{(k)} = 0 | \mathbf{X}_{\mathcal{L}} = v_{\mathcal{L}}, \mathbf{X}_{\mathcal{S}} = x_{\mathcal{S}}) \right. \\ &\quad \left. P(\mathbf{X}_{\mathcal{S}} = x_{\mathcal{S}} | \mathbf{X}_{\mathcal{L}} = v_{\mathcal{L}}) P(\mathbf{X}_{\mathcal{L}} = v_{\mathcal{L}}) \right|, \end{aligned} \quad (30)$$

where $P(Y^{(k)} = 0 | \mathbf{X}_{\mathcal{L}} = v_{\mathcal{L}}, \mathbf{X}_{\mathcal{S}} = x_{\mathcal{S}})$ and $P(Y^{(k)} = 1 | \mathbf{X}_{\mathcal{L}} \neq v_{\mathcal{L}}, \mathbf{X}_{\mathcal{S}} = x_{\mathcal{S}})$ are parameters of the mechanisms. If users are i.i.d, substituting μ_1 we have:

$$|E(Y - A)| = K \left| \left[P_{\mathbf{X}_{\mathcal{L}}}(v_{\mathcal{L}}) - \min_w P_{\mathbf{X}_{\mathcal{L}} | \mathbf{X}_{\mathcal{S}}}(v_{\mathcal{L}} | w) P_{\mathbf{X}_{\mathcal{L} \cap \mathcal{S}}}(v_{\mathcal{L} \cap \mathcal{S}}) \right] \right|. \quad (31)$$

Similarly, substituting μ_2 , we have:

$$|E(Y - A)| = K \left| \left[1 - P_{\mathbf{X}_{\mathcal{L}}}(v_{\mathcal{L}}) - \sum_{u_{\bar{\mathcal{L}}} \neq v_{\bar{\mathcal{L}}}} \min_w P_{\mathbf{X}_{\bar{\mathcal{L}}} | \mathbf{X}_{\mathcal{S}}}(u_{\bar{\mathcal{L}}} | w) \right] \right|. \quad (32)$$

As such, when users are i.i.d (same distribution leads to the same mechanism, either \mathcal{M}_1 or \mathcal{M}_2), the lower bound and the upper bound of the proposed mechanisms match each other, which means under the i.i.d assumption, the bounds we derived are tight.