

Catoni-style confidence sequences for heavy-tailed mean estimation

Hongjian Wang¹ and Aaditya Ramdas²

^{1, 2}Machine Learning Department, Carnegie Mellon University

²Department of Statistics and Data Science, Carnegie Mellon University
{hjnwang, aramdas}@cmu.edu

February 4, 2022

Abstract

A confidence sequence (CS) is a sequence of confidence intervals that is valid at arbitrary data-dependent stopping times. These are being employed in an ever-widening scope of applications involving sequential experimentation, such as A/B testing, multi-armed bandits, off-policy evaluation, election auditing, etc. In this paper, we present three approaches to constructing a confidence sequence for the population mean, under the extremely relaxed assumption that only an upper bound on the variance is known. While previous works all rely on stringent tail-lightness assumptions like boundedness or sub-Gaussianity (under which all moments of a distribution exist), the confidence sequences in our work are able to handle data from a wide range of heavy-tailed distributions (where no moment beyond the second is required to exist). Moreover, we show that even under such a simple assumption, the best among our three methods, namely the Catoni-style confidence sequence, performs remarkably well in terms of tightness, essentially matching the best methods for sub-Gaussian data. Our findings have important practical implications when experimenting with unbounded observations, since the finite-variance assumption is often more realistic and easier to verify than sub-Gaussianity.

1 Introduction

We consider the classical problem of sequential nonparametric mean estimation. As a motivating example, let $\mathcal{P} \in \mathcal{M}_1(\mathbb{R})$ be a distribution from which a stream of i.i.d. sample X_1, X_2, \dots is drawn. The mean of the distribution,

$$\mu = \int_{\mathbb{R}} x d\mathcal{P} = \mathbb{E}[X_i], \quad (1)$$

is unknown and is our estimand. The traditional and most commonly studied approaches to this problem include, among others, the construction of *confidence intervals* (CI). That is, we construct a $\sigma(X_1, \dots, X_t)$ -measurable random interval CI_t for each $t \in \mathbb{N}^+$ such that

$$\forall t \in \mathbb{N}^+, \quad \mathbb{P}[\mu \in \text{CI}_t] \geq 1 - \alpha. \quad (2)$$

It is, however, also well known that confidence intervals suffer from numerous deficiencies. For example, random stopping rules frequently arise in sequential testing problems, and it is well known that confidence intervals (2) typically fail to satisfy the guarantee

$$\forall \text{stopping time } \tau, \quad \mathbb{P}[\mu \in \text{CI}_\tau] \geq 1 - \alpha. \quad (3)$$

In other words, traditional confidence intervals are invalid and may undercover at stopping times. To remedy this, a switch of order between the universal quantification over t and the probability bound in the definition of CI (2) was introduced [Darling and Robbins, 1967]:

$$\mathbb{P}[\forall t \in \mathbb{N}^+, \mu \in \text{CI}_t] \geq 1 - \alpha. \quad (4)$$

The random intervals¹ $\{\text{CI}_t\}$ that satisfy the property above are called a $(1 - \alpha)$ -*confidence sequence* (CS). The definition of CS (4) and the property of stopped coverage (3) are actually equivalent, due to Howard et al. [2021, Lemma 3].

Prior studies on constructing confidence sequences for mean μ hinge on certain stringent assumptions on \mathcal{P} . Darling and Robbins [1967] considers exclusively the case where \mathcal{P} is a normal distribution. Jennison and Turnbull [1989] makes the same parametric assumption. In a more recent paper Johari et al. [2015] that defines “always-valid p-values”, \mathcal{P} is a distribution belonging to a fixed exponential family. Recently, Howard et al. [2020, 2021] performed a systematic study of nonparametric confidence sequences, whose assumptions on \mathcal{P} ranged among sub-Gaussian, sub-Bernoulli, sub-gamma, sub-Poisson, and sub-exponential, which in most cases considered involve a bounded moment generating function, and in particular, that all moments exist. Finally, a recent paper by Waudby-Smith and Ramdas [2020] considers bounded \mathcal{P} , which of course implies all moments exist.

In this paper, we remove all the parametric and tail lightness assumptions of the existing literature mentioned above, and make instead only one simple assumption (Assumption 2): the variance of the distribution exists and is upper bounded by a constant σ^2 known *a priori*,

$$\int_{\mathbb{R}} (x - \mu)^2 d\mathcal{P} = \text{Var}[X_i] \leq \sigma^2. \quad (5)$$

Further, we shall show that, even under this simple assumption that allows for a copious family of heavy-tailed distributions (whose third moment may be infinite), the $(1 - \alpha)$ -CS $\{\text{CI}_t\}$ which we shall present achieves remarkable width control. We characterize the tightness of a confidence sequence from two perspectives. First, the rate of *shrinkage*, that is how quickly $|\text{CI}_t|$ decreases as $t \rightarrow \infty$; Second, the rate of *growth*, that is how quickly $|\text{CI}_t|$ increases as $\alpha \rightarrow 0$. It is useful to review here how the previous CIs and CSs in the literature behave in these regards. Chebyshev’s inequality, which yields (2) when requiring (5), states that

$$\text{CI}_t^{\text{Cheb}} = \left[\hat{\mu}_t \pm \frac{\sigma}{\sqrt{at}} \right], \quad \text{where } \hat{\mu}_t = \frac{\sum_{i=1}^t X_i}{t} \quad (6)$$

forms a $(1 - \alpha)$ -CI at every t , which is of shrinkage rate $\mathcal{O}(t^{-1/2})$ and growth rate $\mathcal{O}(\alpha^{-1/2})$. Strengthening the assumption from (5) to sub-Gaussianity with variance factor σ^2 [Boucheron et al., 2013, Section 2.3], the Chernoff bound ensures that $(1 - \alpha)$ -CIs can be constructed by

$$\text{CI}_t^{\text{Cher}} = \left[\hat{\mu}_t \pm \sigma \sqrt{\frac{2 \log(2/\alpha)}{t}} \right]. \quad (7)$$

Here, a sharper growth rate of $\mathcal{O}(\sqrt{\log(1/\alpha)})$ is attained, under the stronger sub-Gaussianity assumption. It is Catoni [2012, Proposition 2.4] who shows the striking fact that by discarding the empirical mean $\hat{\mu}_t$ and using an influence function instead to stabilize the outliers associated with heavy-tailed distributions, a $\mathcal{O}(\log(1/\alpha))$ growth rate can be achieved even when only the variance is bounded (5).

¹We use “confidence interval” to also refer to confidence sets, and allow CI_t sometimes to be the finite union of intervals.

In the realm of confidence sequences, we see that recent results [Howard et al. \[2021\]](#), [Waudby-Smith and Ramdas \[2020\]](#), while often requiring stringent Chernoff-type assumption on the distribution, all have $\mathcal{O}\left(\sqrt{\log t/t}\right)$ shrinkage rates and $\mathcal{O}\left(\sqrt{\log(1/\alpha)}\right)$ growth rates. For example, Robbins’ famous two-sided normal mixture confidence sequence for sub-Gaussian \mathcal{P} with variance factor σ^2 [see, e.g. [Howard et al., 2021](#), eq. (3.7)] is of the form

$$\text{CI}_t^{\text{NMix}} = \left[\hat{\mu}_t \pm \frac{\sigma \sqrt{(t+1) \log \frac{4(t+1)}{\alpha^2}}}{t} \right]. \quad (8)$$

The best among the three confidence sequences in this paper (Theorem 9) draws direct inspiration from [Catoni \[2012\]](#), and achieves a provable shrinkage rate of $\tilde{\mathcal{O}}(t^{-1/2})$, where the $\tilde{\mathcal{O}}$ hides polylog t factors, and growth rate $\mathcal{O}(\log(1/\alpha))$. The significance of this result, in conjunction with [Howard et al. \[2021\]](#), is that moving from one-time valid interval estimation to anytime valid intervals estimation (confidence sequences), no significant excess width is necessary to be incurred; nor does weakening the distribution assumption from sub-exponential to finite variance results in any cleavage of interval tightness, in both CI and CS alike. Our experiments demonstrate that published sub-Gaussian CSs are extremely similar to our finite-variance CSs, but the former assumption is harder to check and less likely to hold (all moments may not exist for unbounded data in practice). We summarize and compare the mentioned works in terms of tightness in Table 1.

	CI	CS
Light-tailed (MGF exists)	Chernoff bound: $\mathcal{O}(t^{-1/2})$, $\mathcal{O}(\sqrt{\log(1/\alpha)})$	Howard et al. [2021] : $\tilde{\mathcal{O}}(t^{-1/2})$, $\mathcal{O}(\sqrt{\log(1/\alpha)})$
Heavy-tailed (only finite variance)	Chebyshev inequality: $\mathcal{O}(t^{-1/2})$, $\mathcal{O}(\alpha^{-1/2})$. Catoni [2012] : $\mathcal{O}(t^{-1/2})$, $\mathcal{O}(\log(1/\alpha))$	This paper (Corollary 10.1): $\tilde{\mathcal{O}}(t^{-1/2})$, $\mathcal{O}(\log(1/\alpha))$ with high probability

Table 1: Comparison of asymptotic tightnesses among prominent confidence intervals and confidence sequences.

2 Problem Set-up and Notations

Let $\{X_t\}_{t \in \mathbb{N}^+}$ be a real-valued stochastic process adapted to the filtration $\{\mathcal{F}_t\}_{t \in \mathbb{N}}$ where \mathcal{F}_0 is the trivial σ -algebra. We make the following assumptions.

Assumption 1. *The process has a constant, unknown conditional expected value:*

$$\forall t \in \mathbb{N}^+, \quad \mathbb{E}[X_t \mid \mathcal{F}_{t-1}] = \mu. \quad (9)$$

Assumption 2. *The process is conditionally square-integrable with a uniform upper bound, known a priori, on the conditional variance:*

$$\forall t \in \mathbb{N}^+, \quad \mathbb{E}[(X_t - \mu)^2 \mid \mathcal{F}_{t-1}] \leq \sigma^2. \quad (10)$$

The task of this paper is to construct confidence sequences for μ from the observations X_1, X_2, \dots and the known σ^2 .

We remark that our assumptions, apart from incorporating the i.i.d. case (with $\mathbb{E}[X_t] = \mu$ and $\mathbf{Var}[X_t] \leq \sigma^2$) mentioned in Section 1, allows for a wide range of settings. The Assumption 1 is equivalent to stating that the sequence $\{X_t - \mu\}$ forms a *martingale difference* (viz. $\{\sum_{i=1}^t (X_i - \mu)\}$ is a martingale), which oftentimes arises as the model for non-i.i.d., state-dependent noise in the optimization, control, and finance literature (see e.g. Kushner and Yin [2003]). A very simple example would be the drift estimation setting with the SDE $dG_t = \sigma f(G_t, t) dW_t + \mu dt$, where f is a function such that $|f| \leq 1$ and W_t denotes the standard Wiener process. When sampling $X_t = G_t - G_{t-1}$, the resulting process $\{X_t\}$ satisfies our Assumption 1 and Assumption 2.

We further remark that Assumption 1 and Assumption 2 can be weakened to drifting conditional means and growing conditional variance bound respectively, indicating that our framework may encompass *any* square-integrable stochastic process $\{X_t\}$. These issues are to be addressed in Section 8.1 and Section 8.2, while we follow Assumption 1 and Assumption 2 in our exposition for the sake of simplicity.

Throughout the paper, an auxiliary process $\{\lambda_t\}_{t \in \mathbb{N}^+}$ consisting of predictable coefficients (i.e. each λ_t is an \mathcal{F}_{t-1} -measurable random variable) is used to fine-tune the intervals. We shall use the following notation for partial sum,

$$S_t^{k,\ell} = \sum_{i=1}^t \lambda_i^k X_i^\ell, \quad (11)$$

where the k, ℓ on the RHS are powers. We denote by $[m \pm w]$ the open or closed (oftentimes the endpoints do not matter) interval $[m - w, m + w]$ or $(m - w, m + w)$ to simplify the lengthy expressions for CIs and CSs; and by $\text{lw}(I)$, $\text{up}(I)$ respectively the lower and upper endpoints of an interval I .

3 Confidence Sequence Based on the Dubins-Savage Inequality

The following inequality by Dubins and Savage [1965] is widely acknowledged to be a seminal result in the literature, and will be the foundation of our first confidence sequence.

Lemma 1 (Dubins-Savage inequality). *Let $\{M_t\}$ be a square-integrable martingale with $V_t = \mathbb{E}[(M_t - M_{t-1})^2 \mid \mathcal{F}_{t-1}]$. Then, for all $a, b > 0$,*

$$\mathbb{P} \left[\exists t \in \mathbb{N}^+, M_t \geq a + b \sum_{i=1}^t V_i \right] \leq \frac{1}{ab + 1}. \quad (12)$$

Recall from Section 2 that $\{\lambda_t\}_{t \in \mathbb{N}^+}$ is a sequence of predictable coefficients. Define processes

$$M_t^+ = \sum_{i=1}^t \lambda_i (X_i - \mu), \quad M_t^- = \sum_{i=1}^t -\lambda_i (X_i - \mu). \quad (13)$$

By virtual of Assumption 1, $\mathbb{E}[\lambda_t (X_t - \mu) \mid \mathcal{F}_{t-1}] = 0$. Hence both of $\{M_t^+\}$ and $\{M_t^-\}$ are martingales.

Applying Lemma 1 to the two martingales yields the following result. (Recall the $S_t^{k,\ell}$ notation (11).)

Theorem 2 (Dubins-Savage confidence sequence). *The following intervals $\{\text{CI}_t^{\text{DS}}\}$ form a $(1 - \alpha)$ -confidence sequence of μ :*

$$\text{CI}_t^{\text{DS}} = \left[\frac{S_t^{1,1} \pm \left(2/\alpha - 1 + \sigma^2 S_t^{2,0} \right)}{S_t^{1,0}} \right]. \quad (14)$$

The straightforward proof of this theorem is in Appendix B.

Now, we shall choose the coefficients $\{\lambda_t\}$ that appears in the theorem in order to optimize the interval widths $\{|\text{CI}_t^{\text{DS}}|\}$. Our heuristic for optimizing the width is inspired by Waudby-Smith and Ramdas [2020, Eq. (24–28)]; that is, we first fix a target time t^* and consider

$$\lambda_1 = \lambda_2 = \dots = \lambda^*, \quad (15)$$

a constant sequence. After finding the λ^* that minimizes $|\text{CI}_{t^*}^{\text{DS}}|$, we set λ_{t^*} to this value. The detailed tuning procedure can be found in Appendix A.1, where we show that

$$\lambda_t = \sqrt{\frac{2/\alpha - 1}{\sigma^2 t}} \quad (16)$$

is a prudent choice. Then, the width of the confidence sequence at time t is

$$|\text{CI}_t^{\text{DS}}| = \frac{2\sqrt{2/\alpha - 1} \sigma (1 + \sum_i i^{-1})}{\sum_i i^{-1/2}} \asymp \frac{\sqrt{2/\alpha - 1} \sigma \log t}{\sqrt{t}}. \quad (17)$$

Let us briefly compare the $\mathcal{O}(\alpha^{-1/2})$ (rate of growth) and $\tilde{\mathcal{O}}(t^{-1/2})$ (rate of shrinkage) width control we achieved in (17) with the well-known case of confidence intervals. Both the $\mathcal{O}(\alpha^{-1/2})$ rate of growth and the $\mathcal{O}(t^{-1/2})$ rate of shrinkage of the Chebyshev CIs (6), which hold under a stronger assumption than our paper (i.e. independence and variance upper bound $\text{Var}[X_i] \leq \sigma^2$), are matched by our Dubins-Savage CS, up to the $\log t$ factor. It is worth remarking that the Chebyshev CIs $\{\text{CI}_t^{\text{Cheb}}\}$ *never* form a confidence sequence at any level — almost surely, there exists some $\text{CI}_{t_0}^{\text{Cheb}}$ that does not contain μ .

While the $\tilde{\mathcal{O}}(t^{-1/2})$ rate of shrinkage is known to be a lower bound fundamentally impossible to be improved due to the law of the iterated logarithm [Howard et al., 2021], we shall see in the following sections that growth rates sharper than $\mathcal{O}(\alpha^{-1/2})$ can be achieved.

4 Intermezzo: Review of Nonnegative Supermartingales and Ville’s Inequality

The remaining two types of confidence sequence in this paper are both based on the technique of constructing an appropriate pair of *nonnegative supermartingales* [Howard et al., 2020]. This powerful technique results in dramatically tighter confidence sequences compared to the previous approach *à la* Dubins-Savage.

A stochastic process $\{M_t\}_{t \in \mathbb{N}}$, adapted to the filtration $\{\mathcal{F}_t\}_{t \in \mathbb{N}}$, is called a supermartingale if $\mathbb{E}[M_t | \mathcal{F}_{t-1}] \leq M_{t-1}$ for all $t \in \mathbb{N}^+$. Since many of the supermartingales we are to construct are in an exponential, multiplicative form, we frequently use the following (obvious) lemma.

Lemma 3. *Let $M_t = \prod_{i=1}^t m_i$ where each $m_i \geq 0$ is \mathcal{F}_i -measurable. Then, the process $\{M_t\}$ is a nonnegative supermartingale if $\mathbb{E}[m_t | \mathcal{F}_{t-1}] \leq 1$ for all $t \in \mathbb{N}^+$.*

A remarkable property of nonnegative supermartingales is Ville’s inequality [Ville, 1939]. It extends Markov’s inequality from a single time to an infinite time horizon.

Lemma 4 (Ville’s inequality). *Let $\{M_t\}_{t \in \mathbb{N}}$ be a nonnegative supermartingale with $M_0 = 1$. Then for all $\alpha \in (0, 1)$,*

$$\mathbb{P}[\exists t \in \mathbb{N}^+, M_t \geq 1/\alpha] \leq \alpha. \quad (18)$$

A proof can be found in Howard et al. [2020, Section 6.1].

5 Confidence Sequence via a Self-normalized Nonnegative Supermartingale

Our second confidence sequence comes from a predictable-mixing version of [Delyon \[2009, Proposition 12\]](#) and [Howard et al. \[2020, Lemma 3 \(f\)\]](#). Recall from Section 2 that $\{\lambda_t\}_{t \in \mathbb{N}^+}$ is a predictable process.

Lemma 5. *The following process is a nonnegative supermartingale:*

$$M_t^{\text{SN}} = \prod_{i=1}^t \exp \left(\lambda_i (X_i - \mu) - \frac{\lambda_i^2 ((X_i - \mu)^2 + 2\sigma^2)}{6} \right). \quad (19)$$

The proof is in Appendix B. Applying Ville's inequality (18) on the nonnegative supermartingale (19), we have the following result which is again proven in Appendix B.

Lemma 6 (Self-normalized anticonfidence sequence). *First, define*

$$T_t^+ = \frac{S_t^{2,1}}{3} - S_t^{1,0}, \quad T_t^- = \frac{S_t^{2,1}}{3} + S_t^{1,0}. \quad (20)$$

We further define the interval $\text{aCI}_t^{\text{SN}+}$ to be²

$$\left[\frac{(T_t^+) \pm \sqrt{(T_t^+)^2 - \frac{2S_t^{2,0}}{3} \left(\log(2/\alpha) - S_t^{1,1} + \frac{S_t^{2,2} + 2\sigma^2 S_t^{2,0}}{6} \right)}}{\frac{S_t^{2,0}}{3}} \right], \quad (21)$$

and the interval $\text{aCI}_t^{\text{SN}-}$ to be

$$\left[\frac{(T_t^-) \pm \sqrt{(T_t^-)^2 - \frac{2S_t^{2,0}}{3} \left(\log(2/\alpha) + S_t^{1,1} + \frac{S_t^{2,2} + 2\sigma^2 S_t^{2,0}}{6} \right)}}{\frac{S_t^{2,0}}{3}} \right]. \quad (22)$$

Then, both $\{\text{aCI}_t^{\text{SN}+}\}$ and $\{\text{aCI}_t^{\text{SN}-}\}$ form a $(1 - \alpha/2)$ -anticonfidence sequence for μ . That is,

$$\mathbb{P} \left[\forall t \in \mathbb{N}^+, \mu \notin \text{aCI}_t^{\text{SN}+} \right] \geq 1 - \alpha/2, \quad (23)$$

$$\mathbb{P} \left[\forall t \in \mathbb{N}^+, \mu \notin \text{aCI}_t^{\text{SN}-} \right] \geq 1 - \alpha/2. \quad (24)$$

Applying union bound on Lemma 6 immediately gives rise to the following confidence sequence.

Theorem 7 (Self-normalized confidence sequence). *The following random sets $\{\text{CI}_t^{\text{SN}}\}$ form a $(1 - \alpha)$ -confidence sequence of μ .*

$$\text{CI}_t^{\text{SN}} = \mathbb{R} \setminus \left(\text{aCI}_t^{\text{SN}+} \cup \text{aCI}_t^{\text{SN}-} \right), \quad (25)$$

where $\text{aCI}_t^{\text{SN}+}$ and $\text{aCI}_t^{\text{SN}-}$ are defined in (21) and (22).

It is not difficult to perform a cursory analysis on the topology of CI_t^{SN} . Without loss of generality assume $\mu = 0$ since the method is translation invariant. When we take $\{\lambda_t\}$ to be a decreasing sequence, with high probability $S_t^{2,1}$ will be much smaller than $S_t^{1,0}$ in the long run, implying that $T_t^+ < 0$ while $T_t^- > 0$. Thus, with high probability,

$$\text{up}(\text{aCI}_t^{\text{SN}+}) \leq \frac{T_t^+ + |T_t^+|}{S_t^{2,0}/3} = 0 = \frac{T_t^- - |T_t^-|}{S_t^{2,0}/3} \leq \text{lw}(\text{aCI}_t^{\text{SN}-}). \quad (26)$$

²When the term inside the square root is negative, by convention the interval is taken to be \emptyset .

Therefore, we expect the disjoint union of three intervals

$$\text{CI}_t^{\text{SN}} = \underbrace{\left(-\infty, \text{lw}(\text{aCI}_t^{\text{SN}+})\right]}_{L_t^{\text{SN}}} \cup \underbrace{\left[\text{up}(\text{aCI}_t^{\text{SN}+}), \text{lw}(\text{aCI}_t^{\text{SN}-})\right]}_{M_t^{\text{SN}}} \cup \underbrace{\left[\text{up}(\text{aCI}_t^{\text{SN}-}), \infty\right)}_{U_t^{\text{SN}}} \quad (27)$$

to be the typical topology of CI_t^{SN} for large t . Indeed, we demonstrate this with the a simple experiment under $X_t \stackrel{\text{i.i.d.}}{\sim} \mathcal{N}(0, 1)$ and $\lambda_t = 1/\sqrt{t}$, plotted in Figure 1.

We now come to the question of choosing the predictable process $\{\lambda_t\}$ to optimize the confidence sequence. Since the set CI_t^{SN} always has infinite Lebesgue measure, a reasonable objective is to ensure $\text{lw}(\text{aCI}_t^{\text{SN}+}) \rightarrow -\infty$, $\text{up}(\text{aCI}_t^{\text{SN}-}) \rightarrow \infty$, and make the middle interval M_t^{SN} as narrow as possible. We resort to the same heuristic approach as in the Dubins-Savage case when optimizing $|M_t^{\text{SN}}|$, which are detailed in the Appendix A.2. The result of our tuning is

$$\lambda_t = \sqrt{\frac{6t \log(2/\alpha)}{t(S_{t-1}^{0,2} + 2\sigma^2 t) - (S_{t-1}^{0,1})^2}}. \quad (28)$$

Indeed, $\text{lw}(\text{aCI}_t^{\text{SN}+}) \rightarrow -\infty$, $\text{up}(\text{aCI}_t^{\text{SN}-}) \rightarrow \infty$ almost surely if we set $\{\lambda_t\}$ as above. We remark that the removal of the “spurious intervals” L_t^{SN} and U_t^{SN} is easily achieved. For example, split $\alpha = \alpha' + \alpha''$ such that $\alpha'' \ll \alpha'$. First, construct a $(1 - \alpha'')$ -CS $\{\text{CI}_t^\circ\}$ that does not have such spurious intervals – e.g., the Dubins-Savage CS (14). Next, construct the self-normalized CS $\{\text{CI}_t^{\text{SN}}\}$ at $1 - \alpha'$ confidence level. A union bound argument yields that $\{\text{CI}_t^\circ \cap \text{CI}_t^{\text{SN}}\}$ is a $(1 - \alpha)$ -CS, and the intersection with $\{\text{CI}_t^\circ\}$ helps to get rid of the spurious intervals L_t^{SN} and U_t^{SN} .

6 Confidence Sequence via Catoni Supermartingales

Our last confidence sequence is inspired by Catoni [2012], where under only the finite variance assumption, the author constructs a Z -estimator for mean that is $\mathcal{O}(\log(1/\alpha))$ -close to the true mean with probability at least $1 - \alpha$; hence a corresponding $(1 - \alpha)$ -CI whose width has $\mathcal{O}(\log(1/\alpha))$ growth rate exists; cf. (6). We shall sequentialize the idea of Catoni [2012] via constructing two nonnegative supermartingales which we shall call the *Catoni Supermartingales*.

Following Catoni [2012, Eq. (2.1)], we say that $\phi : \mathbb{R} \rightarrow \mathbb{R}$ is a *Catoni-type influence function*, if it is increasing and $-\log(1 - x + x^2/2) \leq \phi(x) \leq \log(1 + x + x^2/2)$. A simple Catoni-type influence function is

$$\phi(x) = \begin{cases} \log(1 + x + x^2/2), & x \geq 0; \\ -\log(1 - x + x^2/2), & x < 0. \end{cases} \quad (29)$$

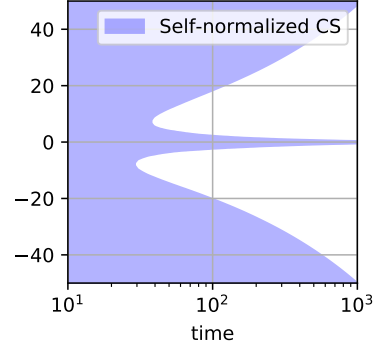


Figure 1: Self-normalized confidence sequence $\{\text{CI}_t^{\text{SN}}\}$ under $X_t \stackrel{\text{i.i.d.}}{\sim} \mathcal{N}(0, 1)$, $\lambda_t = 1/\sqrt{t}$, and $\alpha = 0.05$. The trichotomous topology (27) manifests after around $t = 30$.

Lemma 8 (Catoni supermartingales). *Let ϕ be a Catoni-type influence function. The following processes are nonnegative supermartingales:*

$$M_t^C = \prod_{i=1}^t \exp(\phi(\lambda_i(X_i - \mu)) - \lambda_i^2 \sigma^2 / 2); \quad (30)$$

$$N_t^C = \prod_{i=1}^t \exp(-\phi(\lambda_i(X_i - \mu)) - \lambda_i^2 \sigma^2 / 2). \quad (31)$$

This lemma is proven in Appendix B. In conjunction with Ville's inequality (18), it immediately gives a confidence sequence. Recall from (11) that $S_t^{k,0} = \sum_{i=1}^t \lambda_i^k$.

Theorem 9 (Catoni-style confidence sequence). *Let ϕ be a Catoni-type influence function. The following intervals $\{\text{CI}_t^C\}$ form a $(1 - \alpha)$ -confidence sequence of μ :*

$$\text{CI}_t^C = \left\{ m \in \mathbb{R} : -\frac{\sigma^2 S_t^{2,0}}{2} - \log(2/\alpha) \leq \sum_{i=1}^t \phi(\lambda_i(X_i - m)) \leq \frac{\sigma^2 S_t^{2,0}}{2} + \log(2/\alpha) \right\}. \quad (32)$$

Although this confidence sequence lacks a closed-form expression, it is easily computed using root-finding methods since the function $m \mapsto \sum_{i=1}^t \phi(\lambda_i(X_i - m))$ is monotonic. A preliminary experiment is shown in Figure 2.

We follow Catoni [2012, Proposition 2.4] in choosing the appropriate $\{\lambda_t\}$ sequence to optimize the interval widths,

$$\lambda_t = \sqrt{\frac{2 \log(2/\alpha)}{t(\sigma^2 + \eta_t^2)}} \text{ where } \eta_t = \sqrt{\frac{2\sigma^2 \log(2/\alpha)}{t - 2 \log(2/\alpha)}}. \quad (33)$$

We shall show very soon in extensive experiments (Section 7) that the Catoni-style confidence sequence performs remarkably well controlling the width $|\text{CI}_t^C|$, not only outperforming the previously introduced two confidence sequences, but also matching the best-performing confidence sequences and even confidence intervals in the literature, many of which require a much more stringent distributional assumption. On the theoretical side, we establish the following nonasymptotic concentration result on the width $|\text{CI}_t^C|$.

Theorem 10. *Suppose the coefficients $\{\lambda_t\}_{t \in \mathbb{N}^+}$ are nonrandom and let $0 < \varepsilon < 1$. Suppose further that*

$$(S_t^{1,0})^2 - 2S_t^{2,0}(\sigma^2 S_t^{2,0} + \log(2/\varepsilon) + \log(2/\alpha)) \geq 0. \quad (34)$$

Then, with probability at least $1 - \varepsilon$,

$$|\text{CI}_t^C| \leq \frac{4(\sigma^2 S_t^{2,0} + \log(2/\varepsilon) + \log(2/\alpha))}{S_t^{1,0}}. \quad (35)$$

The proof of the theorem is inspired by the deviation analysis of the nonsequential Catoni estimator Catoni [2012, Proposition 2.4] itself, and can be found in Appendix B.

We remark that (34) is an entirely deterministic inequality when $\{\lambda_i\}_{i \in \mathbb{N}^+}$ are all nonrandom. When $\lambda_t = \tilde{\Theta}(t^{-1/2})$, which is the case for (33), the condition (34) holds for large t since $S_t^{1,0} = \tilde{\Theta}(\sqrt{t})$ while $S_t^{2,0}$ grows logarithmically. This gives us the following qualitative version of Theorem 10.

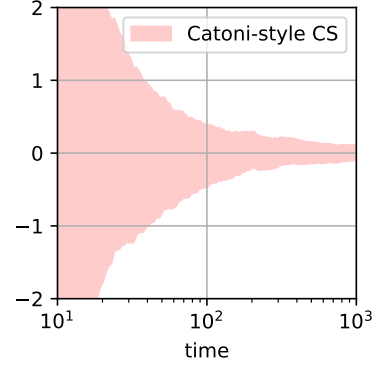


Figure 2: Catoni-style confidence sequence $\{\text{CI}_t^C\}$ under $X_t \stackrel{\text{i.i.d.}}{\sim} \mathcal{N}(0, 1)$, $\lambda_t = \min\{1/\sqrt{t}, 0.1\}$, and $\alpha = 0.05$. Notice the difference in scale of the y -axis from Figure 1.

Corollary 10.1. Suppose $\lambda_t = \tilde{\Theta}(t^{-1/2})$ and is nonrandom, such as in (33). Then if $t > \text{polylog}(1/\varepsilon, 1/\alpha)$, with probability at least $1 - \varepsilon$,

$$|\text{CI}_t^{\text{C}}| \leq \tilde{\mathcal{O}}(t^{-1/2}(\log(1/\varepsilon) + \log(1/\alpha))). \quad (36)$$

Here, the notation $\tilde{\mathcal{O}}$ only hides logarithmic factors in t .

We hence see that the Catoni-style confidence sequence enjoys the $\tilde{\mathcal{O}}(t^{-1/2})$ and $\mathcal{O}(\log(1/\alpha))$ near-optimal rates of shrinkage and growth.

7 Experiments

We first compare the confidence sequences in terms of their growth rate. That is, we shall take decaying values of confidence level α and plot the length of the CSs, with the corresponding $\{\lambda_t\}$ sequences (16), (28), and (33)³ we choose. We draw $t = 100$ i.i.d. samples from a student's t-distribution with 5 degrees of freedom, randomly centered and rescaled to variance $\sigma^2 = 25$. The Dubins-Savage CS has deterministic interval widths, while the self-normalized (we only consider $|\text{M}_t^{\text{SN}}|$) and Catoni-type CS both have random interval widths, for which we repeat the experiments 10 times each. We add the Catoni CI for the sake of reference. The comparison of widths is exhibited in Figure 3a.

We observe from the graph that the self-normalized CS and the Catoni-type CS both exhibit restrained growth of interval width when α becomes small. On the other hand, the Dubins-Savage CS, with its super-logarithmic $\mathcal{O}(\alpha^{-1/2})$ growth, perform markedly worse in contrast to those with logarithmic growth.

We run the same experiment again, this time with Gaussian data with variance $\sigma^2 = 25$ and we add two CSs and one CI for sub-Gaussian random variables with variance factor σ^2 from previous literature for comparison. First, the stitched sub-Gaussian CS [Howard et al., 2021, eq. (1.2)],

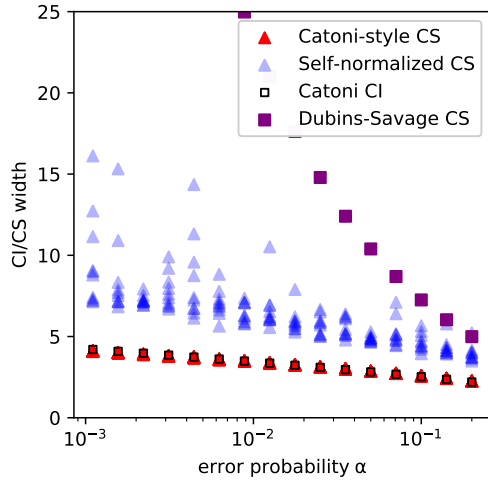
$$\text{CI}_t^{\text{stch}} = \left[\hat{\mu}_t \pm 1.7\sigma \sqrt{\frac{\log \log 2t + 0.72 \log(5.2/\alpha)}{t}} \right]. \quad (37)$$

Second, the two-sided normal mixture CS from (8), with the parameter $\rho = 1$. Third, the standard sub-Gaussian Chernoff CI from (7). Recall that all three of the above bounds are not valid under only a finite variance assumption, but require a sub-Gaussian moment generating function. This extended comparison is plotted in Figure 3b.

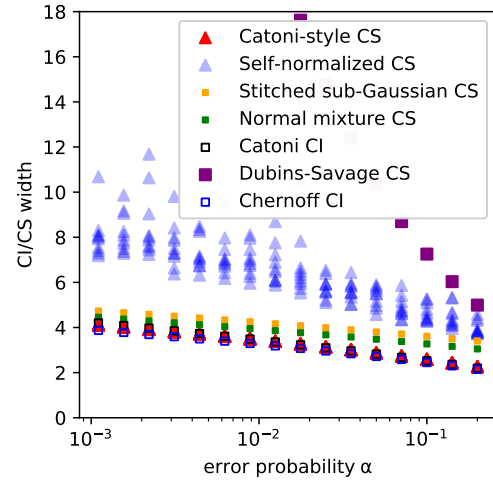
Next, we examine the rate of shrinkage as $t \rightarrow \infty$ in Figures 4a and 4b. We sequentially sample from (i) a student's t-distribution with 5 degrees of freedom, randomly centered and rescaled to variance $\sigma^2 = 25$, (ii) a normal distribution with variance $\sigma^2 = 25$, at each time calculating the intervals. We include again the Catoni's CI in both cases, the three sub-Gaussian CI/CSs in the Gaussian case.

It is important to remark that in the particular instantiation of the random variables that were drawn for the runs plotted in these figures, the Catoni CI seems to always cover the true mean; however, we know for a fact (from the law of the iterated logarithm) that the Catoni CI will eventually miscover with probability one, and it will in fact miscover infinitely often, in every single run; this would be observed if each plot was extended to infinite samples. When the first miscoverage exactly happens is a matter of chance (it could happen early or late), but it will almost surely happen infinitely [Howard et al., 2021]. Thus, the Catoni CIs cannot be trusted at data-dependent stopping times, as encountered via continuous monitoring in sequential experimentation, but the CSs can. The price for the extra protection offered by the CSs is in lower order terms (polylogarithmic), and the figures suggest that it is quite minimal, the Catoni-CS being only ever so slightly wider than the Catoni CI.

³Actually we use $\{\lambda_{\max\{t, 50\}}\}$ for the Catoni-style CS to facilitate the root-finding in (32).

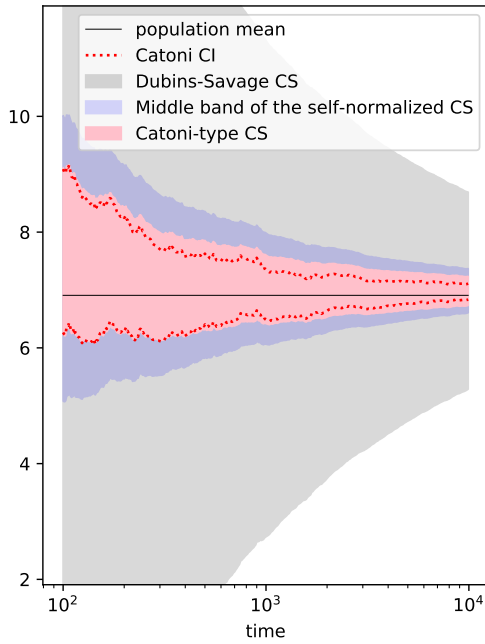


(a) Comparison of widths under student's t-distribution.

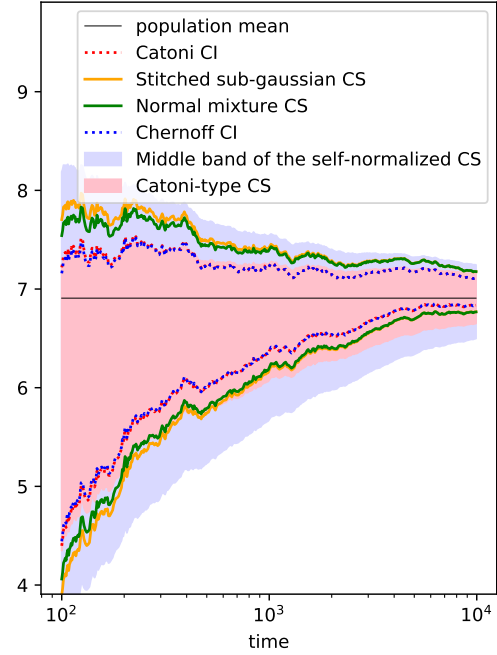


(b) Comparison of widths under normal distribution.

Figure 3: Comparison of CI/CS growth rates at $t = 100$. In both figures, triangular markers denote random widths (for which we repeat 10 times to let randomness manifest), and square markers deterministic widths; hollow markers denote the widths of CIs, while filled markers the widths of CSs.



(a) Width comparison under student's t-distribution.



(b) Width comparison under normal distribution.

Figure 4: Comparison of CI/CS shrinkage rates at $\alpha = 0.05$.

8 Further Extensions

8.1 Heteroscedastic Data

In lieu of Assumption 2, we can consider a more general setting where a time-dependent variance upper bound holds uniformly over time. To wit,

$$\forall t \in \mathbb{N}^+, \quad \mathbb{E}[(X_t - \mu)^2 \mid \mathcal{F}_{t-1}] \leq \sigma_t^2 \quad (38)$$

where $\{\sigma_t\}_{t \in \mathbb{N}^+}$ is a positive sequence, possibly increasing and even stochastic (but predictable). We remark here that all of the three confidence sequences can extend naturally to handle such scenario of heteroscedasticity. We shall detail the three confidence sequences under the generalized variance bound (38) in Appendix C. Further, we demonstrate in Appendix C that when facing a growth rate of $\sigma_t = \tilde{\Theta}(t^\gamma)$ ($0 \leq \gamma < 1/2$), we shall adjust the sequence $\{\lambda_t\}$ accordingly by setting $\lambda_t = \tilde{\Theta}(t^{-1/2-\gamma})$ to attain a near-optimal shrinkage rate $\tilde{\mathcal{O}}(t^{\gamma-1/2})$.

8.2 Drifting Means

Our three confidence sequences also extend, at least in theory, to the case when Assumption 1 is weakened to

$$\forall t \in \mathbb{N}^+, \quad \mathbb{E}[X_t \mid \mathcal{F}_{t-1}] = \mu_t \quad (39)$$

where $\{\mu_t\}$ is any predictable process. This, in conjunction with Section 8.1, implies that our work provides a unified framework for *any* L^2 process $\{X_t\}$. Such generalization is done by replacing every occurrence of $(X_i - \mu)$ in the martingales (13) and supermartingales (19), (30) by $(X_i - \mu_i)$. The closed-form Dubins-Savage confidence sequence (14) now tracks the weighted average

$$\mu_t^* = \frac{\sum_{i=1}^t \lambda_i \mu_i}{\sum_{i=1}^t \lambda_i} \quad (40)$$

by $\mathbb{P}[\forall t \in \mathbb{N}^+, \mu_t^* \in \text{CI}_t^{\text{DS}}] \geq 1 - \alpha$. While in the case of self-normalized and Catoni-style confidence sequence, a *confidence region* $\text{CR}_t \subseteq \mathbb{R}^t$ can be solved from the Ville's inequality at each t , such that $\mathbb{P}[\forall t \in \mathbb{N}^+, (\mu_1, \dots, \mu_t) \in \text{CR}_t] \geq 1 - \alpha$. The exact geometry of such confidence regions shall be of interest for future work.

8.3 Further Sharpening the Confidence Sequences by a Running Intersection

It is easy to verify that if $\{\text{CI}_t\}$ forms a $(1 - \alpha)$ -CS for μ , so does the sequence of running intersections

$$\widetilde{\text{CI}}_t = \bigcap_{i=1}^t \text{CI}_i, \quad (41)$$

a fact first pointed out by Darling and Robbins [1967]. The intersected sequence $\{\widetilde{\text{CI}}_t\}$ is at least as tight as the original one $\{\text{CI}_t\}$, while still enjoying a same level of sequential confidence. However, Howard et al. [2021, Section 6] points out that such practice does not extend to the drifting parameter case, and may suffer from empty interval. We remark that, following the discussion in Section 8.2, we can still perform an intersective tightening under drifting means. To wit, if $\{\text{CR}_t\}$ is a confidence region sequence satisfying $\mathbb{P}[\forall t \in \mathbb{N}^+, (\mu_1, \dots, \mu_t) \in \text{CR}_t] \geq 1 - \alpha$, so is the sequence formed by

$$\widetilde{\text{CR}}_t = \bigcap_{i=1}^t (\text{CR}_i \times \mathbb{R}^{t-i}). \quad (42)$$

9 Concluding Remarks

In this paper, we present three kinds of confidence sequence for mean estimation of increasing tightness, under an extremely weak assumption that the conditional variance is bounded. The third of these, the Catoni-style confidence sequence, is shown both empirically and theoretically close to the previously known confidence sequences and even confidence intervals that only work under light tails that require the existence of all moments, as well as their decay.

This elegant result bears profound theoretical implications. We now know that the celebrated rate of shrinkage $\mathcal{O}(t^{-1/2})$ and rate of growth $\mathcal{O}(\log(1/\alpha))$ of confidence intervals produced by MGF-based concentration inequalities (e.g. Chernoff bound (7)) extend essentially in two directions simultaneously: heavy tail up to the point where only the second moment is required to exist, and sequentialization to the anytime valid regime.

Our work shall also find multiple scenarios of application, many of which are related to multi-armed bandits and reinforcement learning. For example, the best-arm identification problem [Jamieson and Nowak, 2014] in the stochastic bandit literature relies on the construction of confidence sequences, and most previous works typically study the cases of Bernoulli and sub-Gaussian bandits. Given the result of this paper, we may now have a satisfactory solution when heavy-tailed rewards [Bubeck et al., 2013] are to be learned. A similar locus of application is the off-policy evaluation problem [Thomas et al., 2015] in contextual bandits, whose link to confidence sequences was recently established [Karampatziakis et al., 2021]. While Karampatziakis et al. [2021] only considers bounded rewards, our work provides the theoretical tools to handle a far wider range of instances.

Besides the issue of drifting means we mentioned in Section 8.2, we also expect future work to address the problem of multivariate and potentially high-dimensional data, and continuous-time processes. The online algorithm for approaching the Catoni-style interval (32) can also be studied. Finally, the setting where the variance is infinite but a moment bound of order p ($1 < p < 2$) exists can be of potential interest. The generalization of the Dubins-Savage inequality by Khan [2009] may be a starting point, but given their poor performance in this paper, ℓ_p -extensions of the self-normalized or Catoni approaches may need to be developed.

References

- S. Boucheron, G. Lugosi, and P. Massart. *Concentration inequalities: A nonasymptotic theory of independence*. Oxford university press, 2013.
- S. Bubeck, N. Cesa-Bianchi, and G. Lugosi. Bandits with heavy tail. *IEEE Transactions on Information Theory*, 59(11):7711–7717, 2013.
- O. Catoni. Challenging the empirical mean and empirical variance: a deviation study. In *Annales de l’IHP Probabilités et statistiques*, volume 48, pages 1148–1185, 2012.
- D. A. Darling and H. Robbins. Confidence sequences for mean, variance, and median. *Proceedings of the National Academy of Sciences of the United States of America*, 58(1):66, 1967.
- B. Delyon. Exponential inequalities for sums of weakly dependent variables. *Electronic Journal of Probability*, 14:752–779, 2009.
- L. E. Dubins and L. J. Savage. A Tchebycheff-like inequality for stochastic processes. *Proceedings of the National Academy of Sciences of the United States of America*, 53(2):274, 1965.

- S. R. Howard, A. Ramdas, J. McAuliffe, and J. Sekhon. Time-uniform chernoff bounds via nonnegative supermartingales. *Probability Surveys*, 17:257–317, 2020.
- S. R. Howard, A. Ramdas, J. McAuliffe, and J. Sekhon. Time-uniform, nonparametric, nonasymptotic confidence sequences. *The Annals of Statistics*, 49(2):1055–1080, 2021.
- K. Jamieson and R. Nowak. Best-arm identification algorithms for multi-armed bandits in the fixed confidence setting. In *2014 48th Annual Conference on Information Sciences and Systems (CISS)*, pages 1–6. IEEE, 2014.
- C. Jennison and B. W. Turnbull. Interim analyses: the repeated confidence interval approach. *Journal of the Royal Statistical Society: Series B (Methodological)*, 51(3):305–334, 1989.
- R. Johari, L. Pekelis, and D. J. Walsh. Always valid inference: Bringing sequential analysis to A/B testing. *arXiv preprint arXiv:1512.04922*, 2015.
- N. Karampatziakis, P. Mineiro, and A. Ramdas. Off-policy confidence sequences. *arXiv preprint arXiv:2102.09540*, 2021.
- R. A. Khan. L_p -version of the Dubins–Savage inequality and some exponential inequalities. *Journal of Theoretical Probability*, 22(2):348, 2009.
- H. Kushner and G. G. Yin. *Stochastic approximation and recursive algorithms and applications*, volume 35. Springer Science & Business Media, 2003.
- P. Thomas, G. Theodorou, and M. Ghavamzadeh. High-confidence off-policy evaluation. In *Proceedings of the AAAI Conference on Artificial Intelligence*, volume 29, 2015.
- J. Ville. Etude critique de la notion de collectif. *Bull. Amer. Math. Soc*, 45(11):824, 1939.
- I. Waudby-Smith and A. Ramdas. Estimating means of bounded random variables by betting. *arXiv preprint arXiv:2010.09686*, 2020.

A Tuning the Coefficients $\{\lambda_t\}$

A.1 Tuning the Coefficients in the Dubins-Savage Confidence Sequence

Note that when (15) happens, the half-width of the CI at t^* is

$$\frac{1}{2}|\text{CI}_{t^*}^{\text{DS}}| = \frac{2/\alpha - 1 + \sigma^2 t^* \lambda^{*2}}{t^* \lambda^*} = \frac{2/\alpha - 1}{t^* \lambda^*} + \sigma^2 \lambda^*, \quad (43)$$

which obtains optimal width when

$$\lambda^* = \sqrt{\frac{2/\alpha - 1}{\sigma^2 t^*}}. \quad (44)$$

With the above guidance, in Theorem 2, we take

$$\lambda_t = \sqrt{\frac{2/\alpha - 1}{\sigma^2 t}}. \quad (45)$$

Then, the CS half-width at time t is

$$\frac{1}{2}|\text{CI}_t^{\text{DS}}| = \frac{2/\alpha - 1 + \sigma^2 \sum_{i=1}^t \frac{2/\alpha - 1}{\sigma^2 i}}{\sum_{i=1}^t \sqrt{\frac{2/\alpha - 1}{\sigma^2 i}}} = \frac{\sqrt{2/\alpha - 1} \sigma (1 + \sum i^{-1})}{\sum i^{-1/2}} \asymp \frac{\sqrt{2/\alpha - 1} \sigma \log t}{\sqrt{t}}. \quad (46)$$

A.2 Tuning the Coefficients in the Self-normalized Confidence Sequence

Take t^* as fixed and $\lambda_1 = \lambda_2 = \dots = \lambda^*$ as constant. Recall that $S_{t^*}^{0,\ell} = \sum_{i=1}^{t^*} X_i^\ell$. The middle interval length is now

$$\begin{aligned} & |\text{M}_{t^*}^{\text{SN}}| \\ &= \frac{2t^* \lambda^* - \sqrt{\left(\frac{\lambda^{*2} S_{t^*}^{0,1}}{3} - t^* \lambda^*\right)^2 - 4 \frac{t^* \lambda^{*2}}{6} \left(\log(2/\alpha) - \lambda^* S_{t^*}^{0,1} + \frac{\lambda^{*2} (S_{t^*}^{0,2} + 2\sigma^2 t^*)}{6}\right)}}{t^* \lambda^{*2}} - \frac{\sqrt{\left(\frac{\lambda^{*2} S_{t^*}^{0,1}}{3} + t^* \lambda^*\right)^2 - 4 \frac{t^* \lambda^{*2}}{6} \left(\log(2/\alpha) + \lambda^* S_{t^*}^{0,1} + \frac{\lambda^{*2} (S_{t^*}^{0,2} + 2\sigma^2 t^*)}{6}\right)}}{t^* \lambda^{*2}} \\ &= \frac{2t^* - \sqrt{\left(\frac{\lambda^* S_{t^*}^{0,1}}{3} - t^*\right)^2 - \frac{2t^*}{3} \left(\log(2/\alpha) - \lambda^* S_{t^*}^{0,1} + \frac{\lambda^{*2} (S_{t^*}^{0,2} + 2\sigma^2 t^*)}{6}\right)}}{t^* \lambda^*} - \frac{\sqrt{\left(\frac{\lambda^* S_{t^*}^{0,1}}{3} + t^*\right)^2 - \frac{2t^*}{3} \left(\log(2/\alpha) + \lambda^* S_{t^*}^{0,1} + \frac{\lambda^{*2} (S_{t^*}^{0,2} + 2\sigma^2 t^*)}{6}\right)}}{t^* \lambda^*} \\ &\approx \frac{\frac{\lambda^{*2} (S_{t^*}^{0,1})^2}{9} - 2t^* \frac{\lambda^* S_{t^*}^{0,1}}{3} - \frac{2t^*}{3} \left(\log(2/\alpha) - \lambda^* S_{t^*}^{0,1} + \frac{\lambda^{*2} (S_{t^*}^{0,2} + 2\sigma^2 t^*)}{6}\right)}{2t^*} - \frac{\frac{\lambda^{*2} (S_{t^*}^{0,1})^2}{9} + 2t^* \frac{\lambda^* S_{t^*}^{0,1}}{3} - \frac{2t^*}{3} \left(\log(2/\alpha) + \lambda^* S_{t^*}^{0,1} + \frac{\lambda^{*2} (S_{t^*}^{0,2} + 2\sigma^2 t^*)}{6}\right)}{2t^*} \\ &= \frac{\frac{4t^*}{3} \left(\log(2/\alpha) + \frac{\lambda^{*2} (S_{t^*}^{0,2} + 2\sigma^2 t^*)}{6}\right) - \frac{2\lambda^{*2} (S_{t^*}^{0,1})^2}{9}}{\frac{2t^{*2} \lambda^*}{3}} = \frac{\frac{2t^* (S_{t^*}^{0,2} + 2\sigma^2 t^*) - 2(S_{t^*}^{0,1})^2}{9} \lambda^* + \frac{4t^* \log(2/\alpha)}{3} \frac{1}{\lambda^*}}{\frac{2t^{*2}}{3}}, \end{aligned}$$

where we use the approximation $\sqrt{t^2 + \text{smaller term}} \approx t + \frac{\text{smaller term}}{2t}$. Examining the final expression, the optimal λ^* is hence taken as

$$\lambda^* \approx \sqrt{\frac{6t^* \log(2/\alpha)}{t^* (S_{t^*}^{0,2} + 2\sigma^2 t^*) - (S_{t^*}^{0,1})^2}}. \quad (47)$$

Since we need λ_t to be \mathcal{F}_{t-1} -measurable, we replace $S_{t^*}^{0,2}$ and $S_{t^*}^{0,1}$ with $S_{t-1}^{0,2}$ and $S_{t-1}^{0,1}$, but all other occurrences of t^* with t in (47) to obtain our predictable sequence $\{\lambda_t\}$ of choice for Theorem 7,

$$\lambda_t = \sqrt{\frac{6t \log(2/\alpha)}{t(S_{t-1}^{0,2} + 2\sigma^2 t) - (S_{t-1}^{0,1})^2}}. \quad (48)$$

B Omitted Proofs

Proof of Theorem 2. We apply Lemma 1 to the two martingales (13) with $a = (2/\alpha - 1)/b$. Then we have,

$$\mathbb{P} \left[\forall t \in \mathbb{N}^+, \sum_{i=1}^t \lambda_i (X_i - \mu) \leq \frac{2/\alpha - 1}{b} + b \sum_{i=1}^t \lambda_i^2 \mathbb{E}[(X_i - \mu)^2 | \mathcal{F}_{i-1}] \right] \geq 1 - \frac{\alpha}{2}; \quad (49)$$

$$\mathbb{P} \left[\forall t \in \mathbb{N}^+, -\sum_{i=1}^t \lambda_i (X_i - \mu) \leq \frac{2/\alpha - 1}{b} + b \sum_{i=1}^t \lambda_i^2 \mathbb{E}[(X_i - \mu)^2 | \mathcal{F}_{i-1}] \right] \geq 1 - \frac{\alpha}{2}. \quad (50)$$

Using Assumption 2, we then have,

$$\mathbb{P} \left[\forall t \in \mathbb{N}^+, \sum_{i=1}^t \lambda_i (X_i - \mu) \leq \frac{2/\alpha - 1}{b} + b\sigma^2 \sum_{i=1}^t \lambda_i^2 \right] \geq 1 - \frac{\alpha}{2}; \quad (51)$$

$$\mathbb{P} \left[\forall t \in \mathbb{N}^+, -\sum_{i=1}^t \lambda_i (X_i - \mu) \leq \frac{2/\alpha - 1}{b} + b\sigma^2 \sum_{i=1}^t \lambda_i^2 \right] \geq 1 - \frac{\alpha}{2}. \quad (52)$$

We remark here that the parameter b in the inequalities above is actually redundant and can be eliminated (i.e., take $b = 1$), since tuning b is equivalent to tuning the coefficients λ_i . To wit, multiplying b by a constant λ_0 results in the same inequalities as dividing *each* λ_i by λ_0 .

Putting $b = 1$ in the inequalities above and taking a union bound, we immediately arrive at the result. \square

Proof of Lemma 5. It is known (see Delyon [2009, Proposition 12]) that $\exp(x - x^2/6) \leq 1 + x + x^2/3$ for all $x \in \mathbb{R}$. Therefore,

$$\begin{aligned} & \mathbb{E} \left[\exp \left(\lambda_t (X_t - \mu) - \frac{\lambda_t^2 ((X_t - \mu)^2 + 2\sigma^2)}{6} \right) \middle| \mathcal{F}_{t-1} \right] \\ &= \mathbb{E} \left[\exp \left(\lambda_t (X_t - \mu) - \frac{\lambda_t^2 (X_t - \mu)^2}{6} \right) \middle| \mathcal{F}_{t-1} \right] \cdot \exp \left(-\frac{\lambda_t^2 \sigma^2}{3} \right) \\ &\leq \mathbb{E} \left[1 + \lambda_t (X_t - \mu) + \frac{\lambda_t^2}{3} (X_t - \mu)^2 \middle| \mathcal{F}_{t-1} \right] \cdot \exp \left(-\frac{\lambda_t^2 \sigma^2}{3} \right) \\ &\leq \left(1 + \frac{\lambda_t^2 \sigma^2}{3} \right) \cdot \exp \left(-\frac{\lambda_t^2 \sigma^2}{3} \right) \leq 1. \end{aligned}$$

It immediately follows from Lemma 3 that $\{M_t^{\text{SN}}\}$ is a nonnegative supermartingale. \square

Proof of Lemma 6. Applying Ville's inequality (18) on the nonnegative supermartingale (19), we have that

$$\mathbb{P} \left[\forall t \in \mathbb{N}^+, \sum_{i=1}^t \left(\lambda_i (X_i - \mu) - \frac{\lambda_i^2 ((X_i - \mu)^2 + 2\sigma^2)}{6} \right) \leq \log(2/\alpha) \right] \geq 1 - \frac{\alpha}{2}. \quad (53)$$

Solving μ from the quadratic inequality

$$\sum_{i=1}^t \left(\lambda_i (X_i - \mu) - \frac{\lambda_i^2 ((X_i - \mu)^2 + 2\sigma^2)}{6} \right) > \log(2/\alpha) \quad (54)$$

yields the interval (each \sum standing for $\sum_{i=1}^t$)

$$\left[\frac{\left(\frac{\sum \lambda_i^2 X_i}{3} - \sum \lambda_i \right) \pm \sqrt{\left(\frac{\sum \lambda_i^2 X_i}{3} - \sum \lambda_i \right)^2 - 4 \frac{\sum \lambda_i^2}{6} \left(\log(2/\alpha) - \sum \lambda_i X_i + \frac{\sum \lambda_i^2 (X_i^2 + 2\sigma^2)}{6} \right)}}{\frac{\sum \lambda_i^2}{3}} \right], \quad (55)$$

which then forms a $(1 - \alpha/2)$ -anticonfidence sequence for μ , the $\text{aCI}_t^{\text{SN}+}$ at issue. Another $(1 - \alpha/2)$ -anticonfidence sequence, $\text{aCI}_t^{\text{SN}-}$, can be formed by replacing each λ_t with $-\lambda_t$,

$$\left[\frac{\left(\frac{\sum \lambda_i^2 X_i}{3} + \sum \lambda_i \right) \pm \sqrt{\left(\frac{\sum \lambda_i^2 X_i}{3} + \sum \lambda_i \right)^2 - 4 \frac{\sum \lambda_i^2}{6} \left(\log(2/\alpha) + \sum \lambda_i X_i + \frac{\sum \lambda_i^2 (X_i^2 + 2\sigma^2)}{6} \right)}}{\frac{\sum \lambda_i^2}{3}} \right]. \quad (56)$$

□

Proof of Lemma 8. We observe that

$$\mathbb{E} [\exp (\pm \phi(\lambda_t(X_t - \mu)) - \lambda_t^2 \sigma^2 / 2) | \mathcal{F}_{t-1}] \quad (57)$$

$$\leq \mathbb{E} [1 \pm \lambda_t(X_t - \mu) + \lambda_t^2(X_t - \mu)^2 / 2 | \mathcal{F}_{t-1}] \cdot \exp (-\lambda_t^2 \sigma^2 / 2) \quad (58)$$

$$\leq (1 + \lambda_t^2 \sigma^2 / 2) \exp (-\lambda_t^2 \sigma^2 / 2) \leq 1. \quad (59)$$

Hence $\{M_t^C\}$ and $\{N_t^C\}$ are both nonnegative supermartingales by Lemma 3. □

Proof of Theorem 10. We define $f_t(m)$ to be the random function

$$f_t(m) = \sum_{i=1}^t \phi(\lambda_i(X_i - m)) \quad (60)$$

in (32), which is always strictly decreasing in m . First, for all $m \in \mathbb{R}$, let

$$M_t(m) = \prod_{i=1}^t \exp \left(\phi(\lambda_i(X_i - m)) - \lambda_i(\mu - m) - \frac{\lambda_i^2}{2}(\sigma^2 + (\mu - m)^2) \right). \quad (61)$$

Let $v_t = \mathbb{E}[(X_t - \mu)^2 | \mathcal{F}_{t-1}]$. Note that

$$\begin{aligned} & \mathbb{E} \left[\exp \left(\phi(\lambda_t(X_t - m)) - \lambda_t(\mu - m) - \frac{\lambda_t^2}{2}(\sigma^2 + (\mu - m)^2) \right) \middle| \mathcal{F}_{t-1} \right] \\ &= \mathbb{E} [\exp(\phi(\lambda_t(X_t - m))) | \mathcal{F}_{t-1}] \exp \left(-\lambda_t(\mu - m) - \frac{\lambda_t^2}{2}(\sigma^2 + (\mu - m)^2) \right) \\ &\leq \mathbb{E} \left[1 + \lambda_t(X_t - m) + \frac{\lambda_t^2}{2}(X_t - m)^2 \middle| \mathcal{F}_{t-1} \right] \exp \left(-\lambda_t(\mu - m) - \frac{\lambda_t^2}{2}(\sigma^2 + (\mu - m)^2) \right) \\ &= \left(1 + \lambda_t(\mu - m) + \frac{\lambda_t^2}{2}(v_t + (\mu - m)^2) \right) \exp \left(-\lambda_t(\mu - m) - \frac{\lambda_t^2}{2}(\sigma^2 + (\mu - m)^2) \right) \\ &\leq \left(1 + \lambda_t(\mu - m) + \frac{\lambda_t^2}{2}(\sigma^2 + (\mu - m)^2) \right) \exp \left(-\lambda_t(\mu - m) - \frac{\lambda_t^2}{2}(\sigma^2 + (\mu - m)^2) \right) \\ &\leq 1. \end{aligned}$$

Hence, again due to Lemma 3, $\{M_t(m)\}$ is a nonnegative supermartingale. Note that $\{M_t(\mu)\}$ is just the Catoni supermartingale $\{M_t^C\}$ defined in (30). We hence have $\mathbb{E}M_t(m) \leq 1$; that is,

$$\mathbb{E} \exp(f_t(m)) \leq \exp \left(\sum_{i=1}^t \left(\lambda_i(\mu - m) + \frac{\lambda_i^2}{2}(\sigma^2 + (\mu - m)^2) \right) \right). \quad (62)$$

Similarly, define $N_t(m) = \prod_{i=1}^t \exp \left(-\phi(\lambda_i(X_i - m)) + \lambda_i(\mu - m) - \frac{\lambda_i^2}{2}(\sigma^2 + (\mu - m)^2) \right)$ and it will also be a nonnegative supermartingale for all $m \in \mathbb{R}$, with

$$\mathbb{E} \exp(-f_t(m)) \leq \exp \left(\sum_{i=1}^t \left(-\lambda_i(\mu - m) + \frac{\lambda_i^2}{2}(\sigma^2 + (\mu - m)^2) \right) \right). \quad (63)$$

Define the functions

$$B_t^+(m) = \sum_{i=1}^t \left(\lambda_i(\mu - m) + \frac{\lambda_i^2}{2}(\sigma^2 + (\mu - m)^2) \right) + \log(2/\varepsilon) \quad (64)$$

$$= \sum_{i=1}^t \frac{\lambda_i^2}{2}(m - \mu)^2 - \sum_{i=1}^t \lambda_i(m - \mu) + \sum_{i=1}^t \frac{\lambda_i^2 \sigma^2}{2} + \log(2/\varepsilon); \quad (65)$$

$$B_t^-(m) = \sum_{i=1}^t \left(\lambda_i(\mu - m) - \frac{\lambda_i^2}{2}(\sigma^2 + (\mu - m)^2) \right) - \log(2/\varepsilon) \quad (66)$$

$$= - \sum_{i=1}^t \frac{\lambda_i^2}{2}(m - \mu)^2 - \sum_{i=1}^t \lambda_i(m - \mu) - \sum_{i=1}^t \frac{\lambda_i^2 \sigma^2}{2} - \log(2/\varepsilon). \quad (67)$$

By Markov's inequality,

$$\forall m \in \mathbb{R}, \mathbb{P}[f_t(m) \leq B_t^+(m)] \geq 1 - \varepsilon/2, \quad (68)$$

$$\forall m \in \mathbb{R}, \mathbb{P}[f_t(m) \geq B_t^-(m)] \geq 1 - \varepsilon/2. \quad (69)$$

Let us now consider the equation

$$B_t^+(m) = - \sum_{i=1}^t \frac{\lambda_i^2 \sigma^2}{2} - \log(2/\alpha), \quad (70)$$

which, by rearrangement, can be written as (each \sum standing for $\sum_{i=1}^t$)

$$\left(\sum \lambda_i^2/2 \right) (m - \mu)^2 - \left(\sum \lambda_i \right) (m - \mu) + \left(\sum \lambda_i^2 \sigma^2 + \log(2/\varepsilon) + \log(2/\alpha) \right) = 0. \quad (71)$$

As a quadratic equation, it has solutions if and only if

$$\left(\sum \lambda_i \right)^2 - 4 \left(\sum \lambda_i^2/2 \right) \left(\sum \lambda_i^2 \sigma^2 + \log(2/\varepsilon) + \log(2/\alpha) \right) \geq 0, \quad (72)$$

which is just the condition (34). Let $m = \pi_t$ be the smaller solution of (70). Since $\{\lambda_t\}$ is assumed to be non-random, the quantity π_t is also non-random. Then, we can put $m = \pi_t$ into (68),

$$\mathbb{P} \left[f_t(\pi_t) \leq - \sum_{i=1}^t \frac{\lambda_i^2 \sigma^2}{2} - \log(2/\alpha) \right] \geq 1 - \varepsilon/2. \quad (73)$$

Note that $f_t(\text{up}(\text{CI}_t^C)) = - \sum_{i=1}^t \frac{\lambda_i^2 \sigma^2}{2} - \log(2/\alpha)$. Hence

$$\mathbb{P}[f_t(\pi_t) \leq f_t(\text{up}(\text{CI}_t^C))] \geq 1 - \varepsilon/2, \quad (74)$$

which indicates that

$$\mathbb{P}[\text{up}(\text{CI}_t^{\mathcal{C}}) \leq \pi_t] \geq 1 - \varepsilon/2. \quad (75)$$

Now notice that

$$\pi_t = \mu + \frac{\sum \lambda_i - \sqrt{(\sum \lambda_i)^2 - 4(\sum \lambda_i^2/2)(\sum \lambda_i^2 \sigma^2 + \log(2/\varepsilon) + \log(2/\alpha))}}{2 \sum \lambda_i^2/2} \quad (76)$$

$$= \mu + \frac{\sum \lambda_i - (\sum \lambda_i) \sqrt{1 - \frac{4(\sum \lambda_i^2/2)(\sum \lambda_i^2 \sigma^2 + \log(2/\varepsilon) + \log(2/\alpha))}{(\sum \lambda_i)^2}}}{2 \sum \lambda_i^2/2} \quad (77)$$

$$\leq \mu + \frac{\sum \lambda_i - (\sum \lambda_i) \left(1 - \frac{4(\sum \lambda_i^2/2)(\sum \lambda_i^2 \sigma^2 + \log(2/\varepsilon) + \log(2/\alpha))}{(\sum \lambda_i)^2}\right)}{2 \sum \lambda_i^2/2} \quad (78)$$

$$= \mu + \frac{2(\sum \lambda_i^2 \sigma^2 + \log(2/\varepsilon) + \log(2/\alpha))}{\sum \lambda_i}. \quad (79)$$

Combining (75) and (79) gives us the one-sided concentration

$$\mathbb{P}\left[\text{up}(\text{CI}_t^{\mathcal{C}}) \leq \mu + \frac{2(\sum \lambda_i^2 \sigma^2 + \log(2/\varepsilon) + \log(2/\alpha))}{\sum \lambda_i}\right] \geq 1 - \varepsilon/2. \quad (80)$$

Now, let ρ_t be the larger solution of

$$B_t^-(m) = \sum_{i=1}^t \frac{\lambda_i^2 \sigma^2}{2} + \log(2/\alpha). \quad (81)$$

A similar analysis yields

$$\mathbb{P}[\text{lw}(\text{CI}_t^{\mathcal{C}}) \geq \rho_t] \geq 1 - \varepsilon/2, \quad (82)$$

and

$$\rho_t = \mu + \frac{-\sum \lambda_i + \sqrt{(\sum \lambda_i)^2 - 4(\sum \lambda_i^2/2)(\sum \lambda_i^2 \sigma^2 + \log(2/\varepsilon) + \log(2/\alpha))}}{2 \sum \lambda_i^2/2} \quad (83)$$

$$\geq \mu - \frac{2(\sum \lambda_i^2 \sigma^2 + \log(2/\varepsilon) + \log(2/\alpha))}{\sum \lambda_i}. \quad (84)$$

Hence we have the other one-sided concentration

$$\mathbb{P}\left[\text{lw}(\text{CI}_t^{\mathcal{C}}) \geq \mu - \frac{2(\sum \lambda_i^2 \sigma^2 + \log(2/\varepsilon) + \log(2/\alpha))}{\sum \lambda_i}\right] \geq 1 - \varepsilon/2. \quad (85)$$

Hence, a union bound on (80) and (85) gives rise to the concentration on the interval width we desire,

$$\mathbb{P}\left[\text{up}(\text{CI}_t^{\mathcal{C}}) - \text{lw}(\text{CI}_t^{\mathcal{C}}) \leq \frac{4(\sum \lambda_i^2 \sigma^2 + \log(2/\varepsilon) + \log(2/\alpha))}{\sum \lambda_i}\right] \geq 1 - \varepsilon. \quad (86)$$

This concludes the proof. \square

C Extension to Heteroscedastic Data

Suppose in this section that instead of Assumption 2, the following assumption holds.

$$\forall t \in \mathbb{N}^+, \quad \mathbb{E}[(X_t - \mu)^2 \mid \mathcal{F}_{t-1}] \leq \sigma_t^2, \quad (87)$$

where $\{\sigma_t\}_{t \in \mathbb{N}^+}$ is a predictable, nonnegative process. We further introduce the notation

$$S_t^* = \sum_{i=1}^t \lambda_i^2 \sigma_i^2 \quad (88)$$

which recurs here.

We can easily generalize Theorem 2 as such⁴.

Theorem 11 (Dubins-Savage confidence sequence). *The following intervals $\{\text{CI}_t^{\text{DS}}\}$ form a $(1 - \alpha)$ -confidence sequence of μ :*

$$\text{CI}_t^{\text{DS}'} = \left[\frac{S_t^{1,1} \pm (2/\alpha - 1 + S_t^*)}{S_t^{1,0}} \right]. \quad (89)$$

If we consider the simple case of deterministic polynomial growth $\sigma_t = \tilde{\Theta}(t^\gamma)$, we see that matching the growth of $\{\sigma_t\}$ with $\{\lambda_t\}$ via setting $\lambda_t = \tilde{\Theta}(t^{-\gamma-1/2})$ can result in the best possible asymptotic shrinkage rate

$$|\text{CI}_t^{\text{DS}'}| = \tilde{\Theta}(t^{\gamma-1/2}), \quad (90)$$

which is indeed a “shrinkage” if $\gamma < 1/2$.

Similarly, Theorem 7 can be reformulated thus.

Theorem 12 (Self-normalized confidence sequence). *We define the intervals $\text{aCI}_t^{\text{SN}+'}$ to be*

$$\text{aCI}_t^{\text{SN}+'} = \left[\frac{(T_t^+) \pm \sqrt{(T_t^+)^2 - \frac{2S_t^{2,0}}{3} \left(\log(2/\alpha) - S_t^{1,1} + \frac{S_t^{2,2} + 2S_t^*}{6} \right)}}{\frac{S_t^{2,0}}{3}} \right]; \quad (91)$$

$$\text{aCI}_t^{\text{SN}-'} = \left[\frac{(T_t^-) \pm \sqrt{(T_t^-)^2 - \frac{2S_t^{2,0}}{3} \left(\log(2/\alpha) + S_t^{1,1} + \frac{S_t^{2,2} + 2S_t^*}{6} \right)}}{\frac{S_t^{2,0}}{3}} \right]. \quad (92)$$

Then, setting $\text{CI}_t^{\text{SN}'} = \mathbb{R} \setminus (\text{aCI}_t^{\text{SN}+'} \cup \text{aCI}_t^{\text{SN}-'})$, we have that $\{\text{CI}_t^{\text{SN}'}\}$ forms a $1 - \alpha$ confidence sequence for μ .

Along the same line can Theorem 9 be written under (87).

Theorem 13 (Catoni-style confidence sequence). *Let ϕ be a Catoni-type influence function. The following random intervals $\{\text{CI}_t^{\text{C}'}\}$ form a $(1 - \alpha)$ -confidence sequence of μ .*

$$\text{CI}_t^{\text{C}'} = \left\{ m \in \mathbb{R} : -\frac{S_t^*}{2} - \log(2/\alpha) \leq \sum_{i=1}^t \phi(\lambda_i(X_i - m)) \leq \frac{S_t^*}{2} + \log(2/\alpha) \right\}. \quad (93)$$

⁴We develop this section without any proof since all theorems here can be easily deduced by modifying previously proved counterparts, changing every application of $\mathbb{E}[(X_t - \mu)^2 \mid \mathcal{F}_{t-1}] \leq \sigma_t^2$ into $\mathbb{E}[(X_t - \mu)^2 \mid \mathcal{F}_{t-1}] \leq \sigma_t^2$.

A tightness analysis akin to Theorem 10 yields the following result on the concentration of $|\text{CI}_t^{\mathcal{C}'}|$.

Theorem 14. *Suppose the coefficients $\{\lambda_t\}_{t \in \mathbb{N}^+}$, the conditional variance upper bounds $\{\sigma_t\}_{t \in \mathbb{N}^+}$ are nonrandom and let $0 < \varepsilon < 1$. Suppose further that*

$$(S_t^{1,0})^2 - 2S_t^{2,0}(S_t^* + \log(2/\varepsilon) + \log(2/\alpha)) \geq 0. \quad (94)$$

Then, with probability at least $1 - \varepsilon$,

$$|\text{CI}_t^{\mathcal{C}'}| \leq \frac{4(S_t^* + \log(2/\varepsilon) + \log(2/\alpha))}{S_t^{1,0}}. \quad (95)$$

We again consider the growth $\sigma_t = \tilde{\Theta}(t^\gamma)$, matching it with $\lambda_t = \tilde{\Theta}(t^{-1/2-\gamma})$. We see again that the condition (94) is met when t is large, leading to the following qualitative version.

Corollary 14.1. *Suppose $\sigma_t = \tilde{\Theta}(t^\gamma)$ and $\lambda_t = \tilde{\Theta}(t^{-1/2-\gamma})$ are both nonrandom, $0 \leq \gamma < 1/2$. If $t > \text{polylog}(1/\varepsilon, 1/\alpha)$, with probability at least $1 - \varepsilon$,*

$$|\text{CI}_t^{\mathcal{C}'}| \leq \tilde{\mathcal{O}}(t^{\gamma-1/2}(\log(1/\varepsilon) + \log(1/\alpha))). \quad (96)$$