

Parameters or Privacy: A Provable Tradeoff Between Overparameterization and Membership Inference

Jasper Tan, Blake Mason, Hamid Javadi, Richard Baraniuk
Rice University

Abstract

A surprising phenomenon in modern machine learning is the ability of a highly *overparameterized* model to generalize well (small error on the test data) even when it is trained to memorize the training data (zero error on the training data). This has led to an arms race towards increasingly overparameterized models (c.f., deep learning). In this paper, we study an underexplored hidden cost of overparameterization: the fact that overparameterized models are more vulnerable to *privacy attacks*, in particular the *membership inference* attack that predicts the (potentially sensitive) examples used to train a model. We significantly extend the relatively few empirical results on this problem by theoretically proving for an overparameterized linear regression model with Gaussian data that the membership inference vulnerability increases with the number of parameters. Moreover, a range of empirical studies indicates that more complex, nonlinear models exhibit the same behavior. Finally, we study different methods for mitigating such attacks in the overparameterized regime, such as noise addition and regularization, and conclude that simply reducing the parameters of an overparameterized model is an effective strategy to protect it from membership inference without greatly decreasing its generalization error.

1 Introduction

Machine learning is becoming increasingly entangled with our daily lives. A key enabler of modern machine learning algorithms is the new capability to collect large amounts of data, such as by tracking user behavior on the internet or through networked sensors. Such data is in use in myriad applications, and the organizations that gather them often choose to release their trained models via machine learning as a service (MLaaS) services or as tools for researchers [1, 2, 3, 4]. Since data often contain private information, they are typically kept secure through strict regulation, encryption, and other practices.

However, there is a growing concern that machine learning models trained on private, sensitive data may serve as a gateway for users to access the data, which raises important privacy concerns [5, 6]. One example is the possibility of performing *membership inference* from the released model, which is the task of identifying whether a specific data point was included in a model’s training set or not. This can be detrimental to privacy. For example, in settings like healthcare, mere inclusion in a training dataset (e.g., hospital visitation records) may reveal sensitive information. Moreover, membership inference can enable the extraction of verbatim training data from a released model [5].

The general motivation for this paper is the recent realization that privacy issues around machine learning might be exacerbated by today’s trend towards increasingly *overparameterized models* that have more parameters than training data points and so can be trained to memorize (attain zero error on) the training data. Surprisingly, some overparameterized models (e.g., massive deep networks [7, 8]) generalize extremely well [9, 10]. Limited empirical evidence suggests that overparameterization and memorization may lead to greater privacy vulnerabilities [11, 12, 13]. However, there has been little to no analytical work on this important problem.

In this paper, we take the first steps towards an analytical understanding of how the number of parameters in a machine learning model relates to membership inference vulnerability. We begin with linear regression and regularized linear regression with Gaussian data and prove that, in the overparameterized

regime, increasing the number of parameters of the model increases its vulnerability to membership inference (Theorems 3.2, 3.5). We then demonstrate empirically that the same behavior holds for a range of more complex models, including a latent space model, a time-series model, and a random ReLU features model (Section 5).

Our analysis indicates that simply reducing the number of parameters of a highly overparameterized model is a simple yet effective strategy to protect a model against membership inference. We analytically prove that this strategy provides a better generalization error vs. privacy tradeoff than the popular technique of noise addition (Section 4). As the trend towards increasingly overparameterized machine learning models accelerates, *our results make the case for less overparameterization in settings where privacy is a concern.*

Related work. The problem of membership inference has received considerable attention, and we refer the reader to [14] for a survey of the prior art. Various types of attacks, such as shadow models [15], confidence-based attacks [16, 17], and label-only attacks [18] reveal how machine learning models may leak training data information. There have also been studies examining how different aspects of the machine learning pipeline, such as data augmentation [19], dropout [20], sparsity [21], and ensembles [22] affect membership inference. To the best of our knowledge, there has been no theoretical study of the effect of (over)parameterization.

A related study by [12] analyzes the relationship between overfitting (as measured by generalization error) and membership inference. However, much recent work has shown that overparameterization does not always lead to increased generalization error and indeed sometimes can even decrease it [23, 9, 24, 10], suggesting that more work is needed linking overparameterization and membership inference beyond mere generalization error. Our analysis is based on optimal membership inference attacks, a framework also employed by other studies of membership inference [12, 25, 13]. While our theoretical analysis focuses on linear regression, many works have studied overparametrized linear models as an interpretable and tractable test case of more complex overparametrized models such as deep networks [26, 27, 24, 9, 23].

Contributions. In this paper, we establish a theoretical connection between overparameterization and vulnerability to membership inference attacks. Our contributions are threefold:

1. We derive the optimal membership inference accuracy for linear regression on Gaussian data and show that increasing the number of parameters increases the vulnerability to membership inference.
2. We empirically show for more complex models that increasing the number of parameters also increases membership inference vulnerability.
3. We compare reducing the number of parameters vs. noise addition for mitigating membership inference and show that for low-membership-inference accuracies, parameter reduction generalizes better.

2 The Membership Inference Problem

We now introduce our notation and formally state the membership inference problem. Let $D \in \mathbb{Z}^+$ denote the data dimension. Let $z = (\mathbf{x}, y) \in \mathbb{R}^D \times \mathbb{R}$ denote a data point, and let \mathcal{D} be a distribution over the data points. Consider a set \mathcal{S} sampled $\mathcal{S} \sim \mathcal{D}^n$ of $n \in \mathbb{Z}^+$ data points and denote it by $\mathcal{S} = \{z_1, z_2, \dots, z_n\} = \{(\mathbf{x}_1, y_1), \dots, (\mathbf{x}_n, y_n)\}$. Let f_S represent a machine learning model obtained by applying a training algorithm T on the dataset \mathcal{S} . In particular, f_S is a deterministic function in $\mathbb{R}^D \rightarrow \mathbb{R}$. Typically, it is a function that minimizes $\sum_{i=1}^n \ell(f_S(\mathbf{x}_i), y_i)$ for some loss function $\ell : \mathbb{R} \rightarrow \mathbb{R}_{\geq 0}$. We denote $\hat{y}_i = f_S(\mathbf{x}_i)$.

Given a data point and a trained model f_S , *membership inference* is the task of identifying if z_0 was included in the set \mathcal{S} used to train f_S . Different types of membership inference attacks are characterized by the types of information accorded to the adversary. In this work, we focus on a black-box setting where the adversary has access to \mathbf{x}_0 , $f_S(\mathbf{x}_0)$, n , the training algorithm T , and the data distribution \mathcal{D} , but not to the ground truth y_0 , the loss value $\ell(f_S(\mathbf{x}_0), y_0)$, or any learned parameters of f_S . Thus, the adversary is a function $A : \mathbb{R}^d \times \mathbb{R} \rightarrow \{0, 1\}$ such that given $(\mathbf{x}_0, f_S(\mathbf{x}_0))$, it outputs 0 or 1, representing its prediction as to whether \mathbf{x}_0 is a member of \mathcal{S} based on $f_S(\mathbf{x}_0)$.

There are two main interests in studying membership inference wherein the adversary does not have access to the loss value. First, there are many realistic scenarios where the ground truth variable of interest

is unknown for the general population, and hence the need for a model f_S to predict it. Second, since we study the interpolation regime where the training loss can be driven down to exactly 0, membership inference becomes trivial given the loss value: an adversary that predicts any data point that achieves 0 loss as a member will have perfect accuracy.

Membership inference is often defined as an experiment to facilitate precise analysis, and we follow the setup of [12] summarized below.

Experiment 1. Membership inference experiment. Given a data distribution \mathcal{D} , an integer n , a machine learning training algorithm f_S , and an adversary A , the membership inference experiment is as follows:

1. Sample $\mathcal{S} \sim \mathcal{D}^n$.
2. Apply the training algorithm on \mathcal{S} to obtain f_S .
3. Sample $m \in \{0, 1\}$ uniformly at random.
4. If $m = 0$, sample a data point $(\mathbf{x}_0, y_0) \sim \mathcal{D}$. Else, sample a data point $(\mathbf{x}_0, y_0) \in \mathcal{S}$ uniformly at random.
5. Observe the adversary's prediction $A(\mathbf{x}_0, f_S(\mathbf{x}_0)) \in \{0, 1\}$.

We wish to quantify the optimal performance of the adversary A . As there are multiple ways to quantify adversary A 's performance, we turn to the popular concept of *membership advantage* as defined in [12]. The membership advantage of A is the difference between the true positive rate and false positive rate of its predictions.

Definition 2.1 ([12]). The *membership advantage* of an adversary A is:

$$\text{Adv}(A) = \mathbb{P}(A((\mathbf{x}_0, f_S(\mathbf{x}_0))) = 1 \mid m = 1) - \mathbb{P}(A((\mathbf{x}_0, f_S(\mathbf{x}_0))) = 1 \mid m = 0),$$

where $\mathbb{P}(\cdot)$ is taken jointly over all randomness in Exp. 1.

Note that membership advantage is fundamentally a Bayesian quantity. It is taken over the posterior probabilities including the randomness in the selection of the dataset $\mathcal{S} \sim \mathcal{D}^n$ as in the approach of [25].

3 Theoretical Results

3.1 Optimal Membership Inference Via Hypothesis Testing

In this paper, rather than studying current membership inference attacks, we study the optimal membership inference adversary: the adversary that maximizes membership advantage. As such, our analysis and results are not restricted to the current known attack strategies, which are constantly evolving, and instead serve as upper bounds for the performance of any membership inference attack, now or in the future. The following proposition supplies the theoretically optimal membership inference adversary.

Proposition 3.1. *The adversary that maximizes membership advantage is:*

$$A^*(\mathbf{x}_0, f_S(\mathbf{x}_0)) = \begin{cases} 1 & \text{if } P(\hat{y}_0 \mid m = 1, \mathbf{x}_0) > P(\hat{y}_0 \mid m = 0, \mathbf{x}_0), \\ 0 & \text{otherwise,} \end{cases}$$

where $\hat{y}_0 = f_S(\mathbf{x}_0)$ and P denotes the distribution function for \hat{y}_0 over the randomness in the membership inference experiment conditioned on \mathbf{x}_0 .

Proof. Conditioned on $m = 0$, we have that (\mathbf{x}_0, y_0) is drawn from \mathcal{D} . Conditioned on $m = 1$, we have that (\mathbf{x}_0, y_0) is an element chosen randomly from \mathcal{S} , whose elements are themselves drawn from \mathcal{D} . Thus, in both

the $m = 0$ and $m = 1$ cases, \mathbf{x}_0 has the same distribution. We thus have:

$$\begin{aligned}
A^* &= \arg \max_A \text{Adv}(A) \\
&= \arg \max_A \mathbb{P}(A((\mathbf{x}_0, \hat{y}_0)) = 1 \mid m = 1) - \mathbb{P}(A((\mathbf{x}_0, \hat{y}_0)) = 1 \mid m = 0) \\
&= \arg \max_A \mathbb{E}_{\mathbf{x}_0} [\mathbb{P}(A((\mathbf{x}_0, \hat{y}_0)) = 1 \mid m = 1, \mathbf{x}_0) - \mathbb{P}(A((\mathbf{x}_0, \hat{y}_0)) = 1 \mid m = 0, \mathbf{x}_0)] \\
&= \arg \max_A \mathbb{E}_{\mathbf{x}_0} \left[\int_{\mathbb{R}} \mathbb{1}_{A(\mathbf{x}_0, \hat{y}_0)=1} (P(\hat{y}_0 \mid m = 1, \mathbf{x}_0) - P(\hat{y}_0 \mid m = 0, \mathbf{x}_0)) dP \right],
\end{aligned}$$

where in the third line, the randomness over \mathbf{x}_0 is removed from the probability. To maximize the integral, we set $A(\mathbf{x}_0, \hat{y}_0) = 1$ if $P(\hat{y}_0 \mid m = 1, \mathbf{x}_0) - P(\hat{y}_0 \mid m = 0, \mathbf{x}_0) > 0$ and 0 otherwise. \square

As observed by [28, 13], the optimal adversary performs a hypothesis test with respect to the posterior probabilities with the two hypotheses being:

$$\begin{aligned}
H_0 &: \mathcal{S} \sim \mathcal{D}^n, (\mathbf{x}_0, y_0) \sim \mathcal{D} \\
H_1 &: \mathcal{S} \sim \mathcal{D}^n, (\mathbf{x}_0, y_0) \sim \mathcal{S},
\end{aligned}$$

so that maximizing membership advantage is achieved by performing the resulting likelihood ratio test.

3.2 Linear Regression with Gaussian Data

We begin our study of overparameterization's effect on membership inference with a simple data model: linear regression with Gaussian data. We find in this setting that, in the sufficiently overparameterized regime, increasing the number of parameters increases vulnerability to membership inference. We denote by n, p, D the number of data points, number of model parameters, and data dimensionality, respectively. Let $n, p, D \in \mathbb{Z}^+$ be given such that $p \leq D$, and let $\sigma > 0$ be given. Consider a D -dimensional random vector $\beta \sim \mathcal{N}(0, \frac{1}{D} \mathbf{I}_D)$, representing the true coefficients. We consider data points (\mathbf{x}_i, y_i) where $\mathbf{x}_i \sim \mathcal{N}(0, \mathbf{I}_D)$ and $y_i = \mathbf{x}_i^\top \beta + \epsilon_i$, where $\epsilon_i \sim \mathcal{N}(0, \sigma^2)$. Sampling n data points, we denote by \mathbf{X} the $n \times D$ matrix whose i^{th} row is \mathbf{x}_i^\top and by \mathbf{y} the n -dimensional vector of elements y_i . Further, let \mathbf{X}_p be the $n \times p$ matrix containing the first p columns of \mathbf{X} . Least squares linear regression finds the minimum-norm p -dimensional vector $\hat{\beta}$ that minimizes $\|\mathbf{y} - \mathbf{X}_p \beta\|_2^2$, which is $\hat{\beta} = \mathbf{X}_p^\dagger \mathbf{y}$ where \mathbf{X}_p^\dagger denotes the Moore-Penrose inverse of \mathbf{X}_p . Then, for a given feature vector \mathbf{x}_0 , the model predicts $\hat{y}_0 = \mathbf{x}_{0,p}^\top \hat{\beta}$, where $\mathbf{x}_{0,p}$ is the vector containing the first p elements of \mathbf{x}_0 .

In this setting, we can derive the membership advantage of the optimal adversary as a function of the number of parameters p used by the model.

Theorem 3.2. *Let $n, p, D \in \mathbb{Z}^+$ be given such that $p \leq D$. Let \mathbf{x}_0 be a given D -dimensional vector. Let $\beta \sim \mathcal{N}(0, \frac{1}{D} \mathbf{I}_D)$, $\mathbf{x}_i \sim \mathcal{N}(0, \mathbf{I}_D)$, $\epsilon_i \sim \mathcal{N}(0, \sigma^2)$. If $m = 1$, let $\mathbf{x}_k = \mathbf{x}_0$ for k chosen uniformly at random from $1, 2, \dots, n$. Let $y_i = \mathbf{x}_i^\top \beta + \epsilon_i$. Let \mathbf{X} be the $n \times D$ matrix whose rows are $\mathbf{x}_1, \mathbf{x}_2, \dots, \mathbf{x}_n$. Then, as $n, p, D \rightarrow \infty$ such that $\frac{p}{n} \rightarrow \gamma \in (1, \infty)$, we have:*

$$\hat{y}_0 \mid m = 0, \mathbf{x}_0 \sim \mathcal{N}(0, \sigma_0^2), \quad (1)$$

$$\hat{y}_0 \mid m = 1, \mathbf{x}_0 \sim \mathcal{N}(0, \sigma_1^2), \quad (2)$$

where

$$\sigma_0^2 := \left(\frac{n}{p}\right) \left(\frac{1}{D} + \frac{1 + \sigma^2 - \frac{p}{D}}{p - n - 1}\right) \|\mathbf{x}_{0,p}\|^2, \quad (3)$$

$$\sigma_1^2 := \sigma^2 + \frac{\|\mathbf{x}_0\|^2}{D}. \quad (4)$$

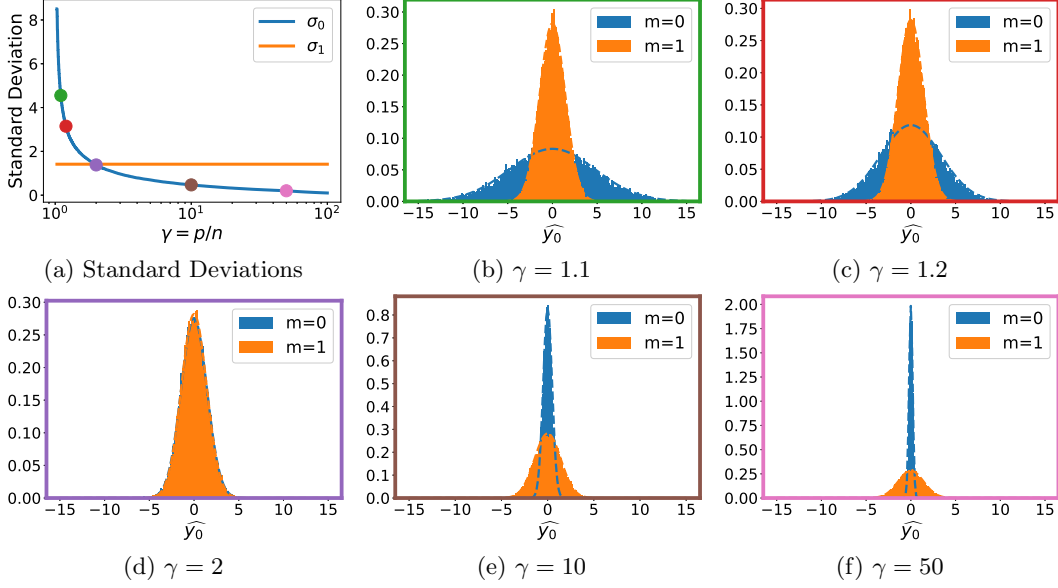


Figure 1: In the highly overparametrized regime, increasing the number of parameters yields more distinguishable posterior distributions. (a) Standard deviations of \hat{y}_0 for minimum-norm least squares as a function of parameterization for $\gamma > 1$. (b-f) The Gaussian distributions in Eqs. (1), (2) (broken lines), as well as empirical histograms of 20,000 \hat{y}_0 samples for different γ values. For these plots, $n = 400$, $D = 20,000$, $\sigma = 1$. The prediction variance for $m = 0$ decreases as parameterization increases, while the variance for $m = 1$ is constant.

Let:

$$\alpha := \sqrt{\frac{\sigma_0^2 \sigma_1^2 \log\left(\frac{\sigma_1^2}{\sigma_0^2}\right)}{\sigma_1^2 - \sigma_0^2}}.$$

Consider the case when $\sigma_1 > \sigma_0$. The resulting optimal membership inference algorithm A^* is then:

$$\begin{aligned} A^*(\mathbf{x}_0, \hat{y}_0) &= 1 \\ \hat{y}_0^2 &> \alpha^2, \\ A^*(\mathbf{x}_0, \hat{y}_0) &= 0 \end{aligned} \tag{5}$$

with membership inference advantage Adv:

$$\text{Adv}(A^*) = \mathbb{E}_{\mathbf{x}_0} \left[2 \left\{ \Phi\left(\frac{\alpha}{\sigma_0}\right) - \Phi\left(\frac{\alpha}{\sigma_1}\right) \right\} \right], \tag{6}$$

where $\Phi(\cdot)$ denotes the cumulative distribution function (cdf) of the standard normal and $\alpha, \sigma_0, \sigma_1$ conditioned on \mathbf{x}_0 .

Remark 3.3. The case where $\sigma_1 < \sigma_0$ occurs when γ is small ($p \approx n$). The same membership advantage result holds in this, reversing the roles of σ_0 and σ_1 in $\text{Adv}(A^*)$ in Eq. (6).

Remark 3.4. The above result holds using the asymptotic distributions as $n, p, D \rightarrow \infty$. In Lemma A.1 in the Appendix, we derive the non-asymptotic distributions for the predictions of the minimum-norm least squares interpolator, though they cannot be written in closed form.

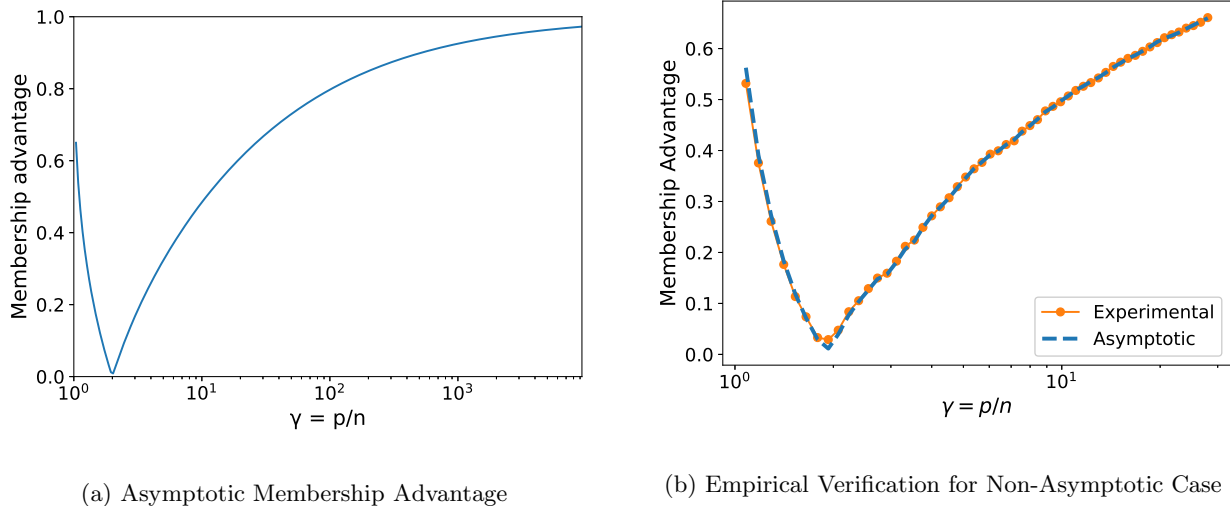


Figure 2: Increasing the number of parameters increases membership advantage. (a) Theoretical membership advantage for linear regression with Gaussian data (Eq. 6) as a function of the number of parameters for 100 sampled \mathbf{x}_0 's, $n = 10^3$, $D = 10^7$. (b) We empirically approximate membership advantage by estimating the two posterior distributions as empirical histograms with 200,000 samples each for $n = 100$, $D = 10,000$, and $\sigma = 1$. We plot it alongside the theoretical asymptotic membership advantage, showing a close agreement between the two.

For linear regression with Gaussian data, the posterior distributions employed by the optimal adversary (Proposition 3.1) converge to zero-mean Gaussians (Eqs. (1), (2)) with variances shown in Eqs. (3), (4). When $m = 1$, \mathbf{x}_0 is a training point that is memorized by the model. The prediction variance is then equal to the variance of the measurement y_0 , which is the same for any value p . On the contrary, the prediction's variance for a non-member is always decreasing with p . Indeed, suppose $p, D \gg n$, then $\sigma_0^2 \rightarrow 0$, while σ_1^2 remains a nonzero value. Empirical histograms and fit Gaussians with the theoretical asymptotic variances for predictions \hat{y}_0 are plotted for different values of γ in Figure 1.

As in Proposition 3.1, the resulting optimal adversary (Eq. (5)) is a likelihood ratio test based on the two variances. Visually in Figure 1, membership inference reduces to identifying which of the $m = 0$ (\mathbf{x}_0 is not a member) or $m = 1$ (\mathbf{x}_0 is a member) posterior distributions is greater for a given model output $\hat{y}_0 = f_S(\mathbf{x}_0)$. There are two points $\pm\alpha$ where the distribution functions cross. Hence, we may compare \hat{y}_0^2 to α^2 to perform the hypothesis test. Membership advantage is then computed as the difference between the probabilities that $f_S(\mathbf{x}_0)^2 \geq \alpha^2$ when $m = 1$ and that $f_S(\mathbf{x}_0)^2 \geq \alpha^2$ when $m = 0$ using the Gaussian cdf in Eq. (6).

Since the difference between the variances of the $m = 0$ and $m = 1$ predictions increases as γ increases, it becomes easier to distinguish the two distributions, resulting in an increase in the membership advantage. Indeed, for $D \gg n$ and $p \rightarrow D$, membership advantage approaches 1. We plot the membership advantage for $\gamma > 1$ by applying Eq. (6) to 100 sampled \mathbf{x}_0 's in Figure 2. A key takeaway is that extreme overparameterization increases the vulnerability of a machine learning model to membership inference.

While Theorem 3.2 operates in the asymptotic regime, we empirically approximate membership advantage for $n = 100$ and $D = 10,000$ by approximating the posterior distributions with histograms of samples. As seen in Figure 2b, the asymptotic formula agrees very closely with the non-asymptotic experiment.

3.3 Regularized Linear Regression

Ridge or ℓ_2 regularization is often used to control the variance of machine learning models. In this section, we analyze membership inference in *regularized* linear regression on Gaussian data to study the effect of regularization on membership advantage. The data setup is similar to that in Section 3.2, except that we

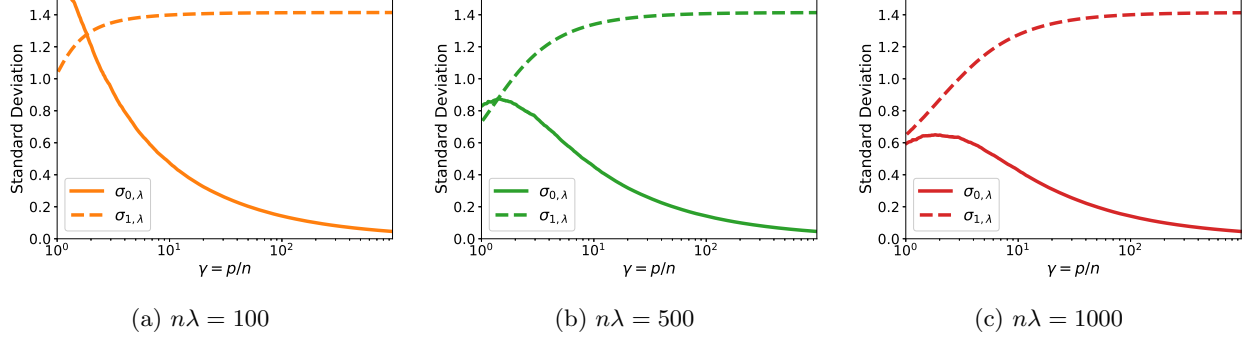


Figure 3: Standard deviations of \hat{y}_0 for Ridge regularized linear regression as a function of parameterization for different values of λ .

now have that $\hat{\beta}_\lambda = (\mathbf{X}_p^\top \mathbf{X}_p + n\lambda \mathbf{I}_p)^\dagger \mathbf{X}_p^\top y$, where λ is a regularization parameter. Larger values of λ yield greater regularization, and $\lambda \rightarrow 0$ reduces to the case of Section 3.2. We derive the resulting posterior distributions as a function of γ in the following theorem and plot their standard deviations for a few $n\lambda$ values in Figure 3.

Theorem 3.5. Membership advantage for Ridge-regularized linear regression. *Consider the same setup as in Theorem 3.2, but now let $\hat{\beta}_\lambda = (\mathbf{X}_p^\top \mathbf{X}_p + n\lambda \mathbf{I})^{-1} \mathbf{X}_p^\top$ for some $\lambda > 0$. Then, as $n, p, D \rightarrow \infty$ such that $\frac{p}{n} \rightarrow \gamma \in (1, \infty)$, we have:*

$$\begin{aligned} \hat{y}_0 \mid m = 0, \mathbf{x}_0 &\sim \mathcal{N}(0, \sigma_{0,\lambda}^2), \\ \hat{y}_0 \mid m = 1, \mathbf{x}_0 &\sim \mathcal{N}(0, \sigma_{1,\lambda}^2), \end{aligned}$$

where

$$\begin{aligned} \sigma_{0,\lambda}^2 &:= \frac{g'(-\lambda)\gamma}{(1 + g(-\lambda)\gamma)^2} \left(\sigma^2 + 1 - \frac{p}{D} \right) \frac{\|\mathbf{x}_{0,p}\|_2^2}{p} + (1 - 2\lambda g(-\lambda) + \lambda^2 g'(-\lambda)) \frac{\|\mathbf{x}_{0,p}\|_2^2}{D} \\ \sigma_{1,\lambda}^2 &:= \left[\left(\frac{\lambda^2}{(\lambda + \gamma g(-\lambda))(\lambda + \gamma \frac{\|\mathbf{x}_{0,p}\|_2^2}{p} g(-\lambda))} \right)^2 \gamma g'(-\lambda) \frac{\|\mathbf{x}_{0,p}\|_2^2}{p} \right] \left(\sigma^2 + 1 - \frac{p}{D} \right) \\ &\quad + \left(\frac{\gamma g(-\lambda) \frac{\|\mathbf{x}_{0,p}\|_2^2}{p}}{1 + \gamma g(-\lambda) \frac{\|\mathbf{x}_{0,p}\|_2^2}{p}} \right)^2 \left(\sigma^2 + \frac{\|\mathbf{x}_{0,p}\|_2^2}{D} \right) \\ &\quad + \left(1 - \frac{2\lambda g(-\lambda)}{1 + \frac{\gamma \|\mathbf{x}_{0,p}\|_2^2}{p} g(-\lambda)} + \frac{\lambda^2 g'(-\lambda)}{\left(1 + \frac{\gamma \|\mathbf{x}_{0,p}\|_2^2}{p} g(-\lambda) \right)^2} \right) \frac{\|\mathbf{x}_{0,p}\|_2^2}{D}, \\ g(-\lambda) &:= \frac{-(1 - \gamma + \lambda) + \sqrt{(1 - \gamma + \lambda)^2 + 4\gamma\lambda}}{2\gamma\lambda}. \end{aligned}$$

Furthermore, in the case when $\sigma_{1,\lambda} > \sigma_{0,\lambda}$ and defining:

$$\alpha_\lambda = \sqrt{\frac{\sigma_{0,\lambda}^2 \sigma_{1,\lambda}^2 \log\left(\frac{\sigma_{1,\lambda}^2}{\sigma_{0,\lambda}^2}\right)}{\sigma_{1,\lambda}^2 - \sigma_{0,\lambda}^2}},$$

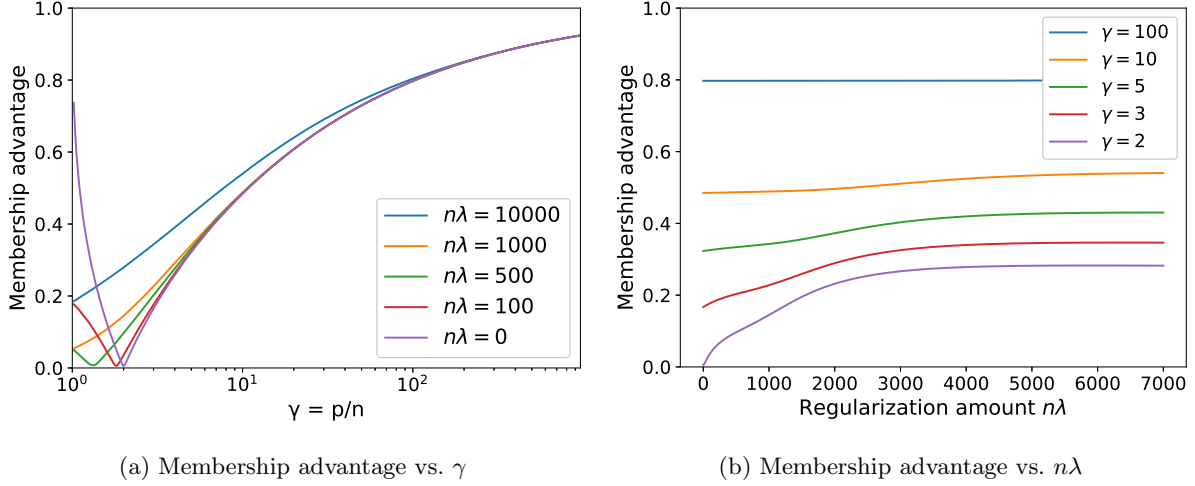


Figure 4: For highly overparameterized models, ridge regularization does not decrease membership advantage. Theoretical membership advantage for Ridge-regularized linear regression with Gaussian data as a function of (a) γ for a few $n\lambda$ values and (b) $n\lambda$ for a few γ values. Note how increasing the regularization only increases or maintains vulnerability to membership inference.

the optimal membership inference advantage is then:

$$Adv(A_\lambda^*) = \mathbb{E}_{\mathbf{x}_0} \left[2 \left\{ \Phi \left(\frac{\alpha_\lambda}{\sigma_{0,\lambda}} \right) - \Phi \left(\frac{\alpha_\lambda}{\sigma_{1,\lambda}} \right) \right\} \right].$$

Remark 3.6. The above result holds using the asymptotic distributions as $n, p, D \rightarrow \infty$. In Lemma A.3, we derive the non-asymptotic distributions for the predictions of the ridge-regularized least squares estimator, though they cannot be written in closed form.

A surprising observation resulting from this analysis is that, in the highly overparameterized region ($\gamma \gg 1$), ridge regularization actually *increases* the model’s vulnerability to membership inference attacks for linear regression with Gaussian data. We plot the theoretical membership advantage for 100 sampled \mathbf{x}_0 ’s as a function of γ for a few $n\lambda$ values (Figure 4a) and as a function of $n\lambda$ for a few γ values (Figure 4b). Note how increasing λ never decreases the membership advantage. This observation has been made empirically (but not analytically) for techniques that have similar regularizing effects, such as dropout and ensembling [20, 22].

4 Mitigating Membership Inference Attacks

Section 3 showed how reducing the number of parameters (to a point) lowers the achievable membership advantage. However, as has been shown in a variety of works (e.g., [9, 23, 10]) increasing the number of parameters leads to a “double descent” behavior where generalization performance improves, as captured in the following proposition similar to Thm. 1 of [23] but specialized to the asymptotic case. We define generalization error as the mean squared error for random \mathbf{x}_0 sampled from the data distribution.

Proposition 4.1. *In the same setting as Theorem 3.2, the generalization error is given by*

$$\mathbb{E}[(y - \hat{\beta}^\top \mathbf{x}_0)^2] = \left(\frac{n}{p}\right) \left(\frac{1}{D} + \frac{1 + \sigma^2 - \frac{p}{D}}{p - n - 1} \right) \mathbb{E}[\|\mathbf{x}_{0,p}\|^2].$$

The proposition follows immediately as a consequence of Theorem 3.2. One can easily verify that the generalization error given in the above expressions decreases as p grows. Thus, in choosing p , there is a

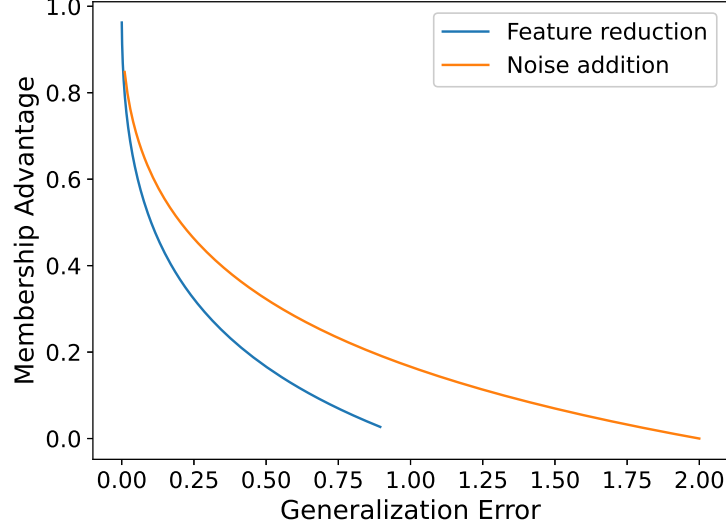


Figure 5: Curves depicting the trade-off between generalization error and membership advantage by (blue) reducing the number of parameters and (orange) adding noise to the outputs. Noise addition is less effective for controlling membership inference advantage than simply using a smaller model.

direct trade-off in the overparameterized regime between a linear model’s generalization error and the possible membership advantage it suffers.

An alternative and popular method to increase a model’s privacy is noise addition [29, 30], performed by perturbing the model output with independent noise before releasing it: $\hat{y}_0 = \mathbf{x}_{0,p}^\top \hat{\beta} + \bar{\epsilon}$ where $\bar{\epsilon} \sim \mathcal{N}(0, \bar{\sigma}^2)$. Adding such random noise reduces the certainty between the relationship of \mathbf{x}_i and y_i , making it harder to identify whether \mathbf{x}_i was in the training set. However, adding measurement noise also decreases the model’s accuracy, inducing yet another generalization error vs. membership advantage trade-off. We compare the trade-off of noise addition to that of parameter reduction by first analyzing the performance of noise addition in Lemma 4.2.

Lemma 4.2. *Consider the setup of Theorem 3.2 restricted to $p = D$, $\sigma_1 > \sigma_0$, and $\gamma > 1$, suppose independent 0-mean, variance $\bar{\sigma}^2$ Gaussian noise is added to the outputs when $m = 0$ and \mathbf{x}_0 is not a member of the training set. Then $y \mid m = 0, \mathbf{x}_0 \sim \mathcal{N}(0, \sigma_0^2 + \bar{\sigma}^2)$. Moreover, for*

$$\alpha_{\bar{\sigma}} := \sqrt{\frac{(\sigma_0^2 + \bar{\sigma}^2)\sigma_1^2 \log\left(\frac{\sigma_1^2}{(\sigma_0^2 + \bar{\sigma}^2)}\right)}{\sigma_1^2 - (\sigma_0^2 + \bar{\sigma}^2)}},$$

the membership inference advantage is

$$\text{Adv}(A^*) = \mathbb{E}_{\mathbf{x}_0} \left[2 \left\{ \Phi\left(\frac{\alpha_{\bar{\sigma}}}{\sqrt{\sigma_0^2 + \bar{\sigma}^2}}\right) - \Phi\left(\frac{\alpha_{\bar{\sigma}}}{\sigma_1}\right) \right\} \right].$$

Additionally, the generalization error incurred is

$$\mathbb{E}[(y - \hat{\beta}^\top \mathbf{x}_0)^2] = \frac{n}{D} \left(\frac{1}{D} + \frac{\sigma^2}{D - n - 1} \right) \mathbb{E}[\|\mathbf{x}_0\|^2] + \bar{\sigma}^2.$$

Proof. The lemma follows identically to Theorem 3.2 with an additional additive $\bar{\sigma}^2$ to σ_0^2 due to the noise added in the $m = 0$ case. The remainder follows by plugging in $p = D$ and applying Prop. 4.1 for the generalization error. \square

The terms in the above lemma are similar to those in Theorem 3.2 except for the fact that they also depend on the variance of the additive noise $\bar{\sigma}^2$ in the case that $m = 0$ (\mathbf{x}_0 is not a member) and are denoted with a subscripted $\bar{\sigma}^2$ to reflect this. The reason for this addition is that for highly overparameterized models (large γ), $\sigma_0 < \sigma_1$, and it is possible to exploit this difference in variance to perform membership inference.

As can be seen from Lemma 4.2, the generalization error increases with the variance of the added noise. Furthermore, it is easily verified numerically that the membership inference advantage decreases with the variance of the added noise. Indeed, in the limit, it is possible to add sufficient noise such that $\sigma_1^2 = \sigma_0^2 + \bar{\sigma}^2$, rendering the membership advantage 0, though possibly at the cost of impermissible generalization performance.

In Figure 5, we plot curves depicting the trade-off between achieving low generalization error and low membership advantage for both parameter reduction and noise addition. The bottom left in the plot represents the nexus of perfect generalization and no available membership advantage. Hence, lower and further to the left in the figure represents better performance. To generate both curves, we repeat the setting of Fig. 2 except that γ is no smaller than 30 to ensure that $\sigma_1 > \sigma_0$ and that the model is highly overparameterized. For the curve in blue, we directly change γ and plot the resulting membership advantage and generalization error given in Theorem 3.2 and Proposition 4.1 respectively. The orange curve depicts the performance of noise addition to control membership inference. In this setting, the model uses all available features and instead perturbs the output with noise. In particular, lower values of generalization error on the left side of the plot are achieved by adding very small amounts of noise. By contrast, low levels of membership advantage on the bottom right side of the figure are achieved by adding larger amounts of noise. Notably, the blue curve is below the orange at all points. Hence, *noise addition is less effective for controlling membership inference advantage than simply using a smaller model.*

5 More Complex Models

In this section, we empirically show that the trend of more overparameterization leading to increased membership inference vulnerability exists even for more complex data models beyond linear regression on Gaussian data. In these experiments, we measure membership advantage conditioned on a single sampled \mathbf{x}_0 as a function of the number of parameters, and so we begin each experiment by sampling a \mathbf{x}_0 vector. Then we sample a training dataset \mathbf{X} , measurements y , as well as other random elements according to the data model being investigated. To obtain an $m = 0$ prediction, we learn a model on \mathbf{X} that we then apply on \mathbf{x}_0 . To obtain an $m = 1$ prediction, we first replace a row of \mathbf{X} with \mathbf{x}_0 before learning the model and applying it to \mathbf{x}_0 . We keep \mathbf{x}_0 fixed throughout the experiment, but resample all other random data (such as \mathbf{X}) many times to collect a large set of $m = 0$ and $m = 1$ prediction samples. We build a histogram of these samples by assigning them into fine discrete bins to obtain approximations $\hat{p}(\hat{y}_0 \mid m = 1, \mathbf{x}_0)$ and $\hat{p}(\hat{y}_0 \mid m = 0, \mathbf{x}_0)$ of the conditional densities needed for the optimal adversary (cf., Prop 3.1). To approximate membership advantage, we sum up the differences $\hat{p}(\hat{y}_0 \mid m_1, \mathbf{x}_0) - \hat{p}(\hat{y}_0 \mid m_0, \mathbf{x}_0)$ over all bins where $\hat{p}(\hat{y}_0 \mid m_1, \mathbf{x}_0) > \hat{p}(\hat{y}_0 \mid m_0, \mathbf{x}_0)$.

5.1 Linear Regression on Latent Space Model

We first consider the latent space model from [24], where the output variable y_i is a noisy linear function of a data point's d latent features in \mathbf{z}_i , but one observes the vector \mathbf{x}_i containing $p \geq d$ covariates rather than the direct features \mathbf{z}_i . Let \mathbf{Z} be an $n \times d$ matrix where each row is the vector of latent features for an observation. We then have:

$$\begin{aligned} \mathbf{y} &= \mathbf{Z}\beta + \epsilon, \\ \mathbf{X}_{i,j} &= \mathbf{w}_j^\top \mathbf{z}_i + u_{i,j}, \\ \hat{y}_0 &= \mathbf{x}_0^\top \mathbf{X}_P^\dagger y, \end{aligned}$$

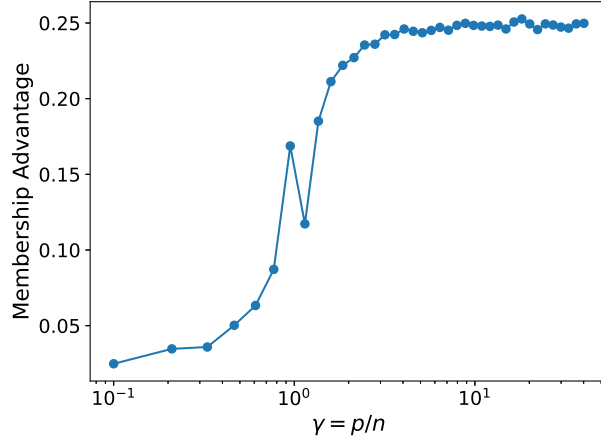


Figure 6: **Experiment: Linear regression on latent space model.** Membership advantage plot for the experiment discussed in Section 5.1. For this experiment, $n = 200$, $d = 20$, and $\sigma = 1$. As the model becomes more overparameterized, its vulnerability to membership advantage increases.

where \mathbf{w}_j is a d -dimensional vector, and $u_{i,j}$ is a noise term. In this experiment, we set $n = 200$, $d = 20$, and vary p . We sample a single $\mathbf{x}_0 \sim \mathcal{N}(0, \mathbf{I}_d)$ and a single set of \mathbf{w}_j vectors, each being $\mathcal{N}(0, \mathbf{I}_d)$, for the whole experiment. We also let $\mathbf{z}_i \sim \mathcal{N}(0, \mathbf{I}_d)$, $\epsilon_i \sim \mathcal{N}(0, \sigma^2)$, $\beta \sim \mathcal{N}(0, \frac{1}{d}\mathbf{I}_d)$ and $u_{i,j} \sim \mathcal{N}(0, 1)$. We plot the empirical membership advantage in Fig. 6. Similar to our theoretical results in Section 3.2, membership advantage here increases with the degree of overparameterization.

5.2 Noise-Free Time-Series Regression

In this experiment, we consider a model that aims to interpolate a time-series signal using frequency components as the features. For example, consider a patient who visits a hospital at irregular times t_i to get their blood glucose level measured. After obtaining a number of measurements taken over time, the hospital fits a time-series signal representing the patient’s blood glucose level at any time. Using this learned model, an adversary wishes to identify whether the patient visited the hospital at a particular time t_0 , that is, if t_0 is one such time point included in the hospital’s training dataset for learning the patient’s blood glucose level.

To formalize this, we fix $D = 1024$ as the number of frequency components each signal contains and $M = 2D - 1$ be the number of time samples for each signal. Let \mathbf{W} be the matrix whose elements $\mathbf{W}_{kl} = \frac{1}{\sqrt{M+2}} \cos(\frac{2\pi k l}{M})$. That is, each column of the matrix is half a period of an M -dimensional discrete cosine with frequency $\frac{2\pi k}{M}$. Sample a $\beta \sim \mathcal{N}(0, \frac{1}{D}\mathbf{I}_D)$, and let $\mathbf{z} = \mathbf{W}\beta$ denote the true length- D signal. Thus, the signal is a random linear combination of cosines. We randomly select $n = 128$ indices from $1, 2, \dots, D$ uniformly without replacement, and let \mathbf{X} be the $n \times D$ matrix whose rows are the rows of \mathbf{W} at these selected indices. Then, $\mathbf{y} = \mathbf{X}\beta$ is the signal observed at the randomly selected n indices. The regressor learns $\hat{\beta} = \mathbf{X}_p^\dagger \mathbf{y}$ and then predicts the signal at any other time point t_0 as $\hat{y}_0 = \mathbf{x}_0^\top \hat{\beta}$, where \mathbf{x}_0 is row t_0 of \mathbf{W} . Thus, identifying whether t_0 was a time point in the training dataset is equivalent to identifying if \mathbf{x}_0 was in \mathbf{X} .

We plot in Figure 7 the membership advantage of this task for a single random point t_0 for different values of p , the number of frequency components the regressor decides to use in learning the signal. As shown in the plot, we again observe the same phenomenon that, as the number of parameters p increases, the model becomes more vulnerable to membership inference.

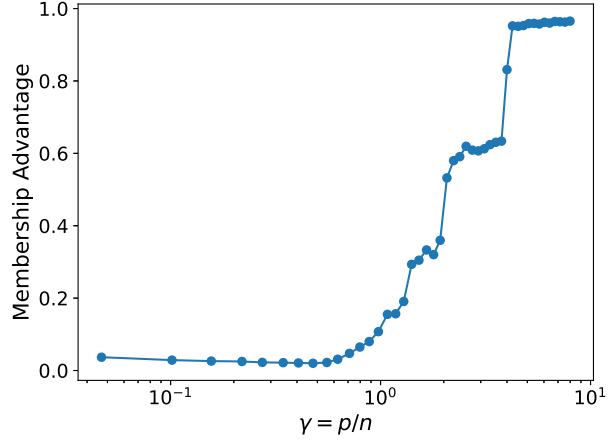


Figure 7: **Experiment: Noise-free time-series regression.** Membership advantage plot for the experiment discussed in Section 5.2. For this experiment, $n = 128$ and $D = 1024$. Greater overparameterization leads to increased membership inference vulnerability.

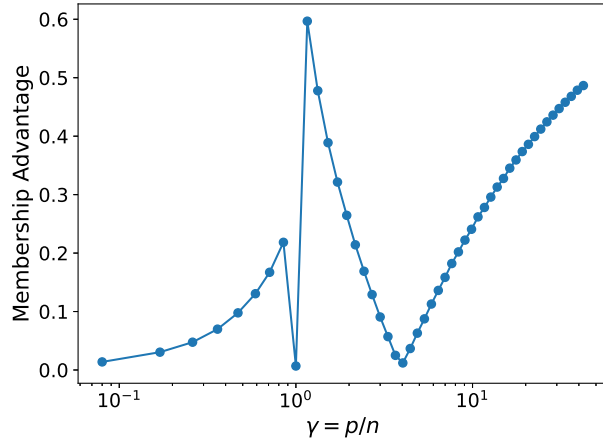


Figure 8: **Experiment: Random ReLU features.** Membership advantage plot for the experiment discussed in Section 5.3. For this experiment, $n = 200$, $d = 20$, and $\sigma = 1$. In the highly overparameterized regime, increasing parameters increases the model’s vulnerability to membership inference.

5.3 Random ReLU Features

We next consider a nonlinear data model based on Random ReLU feature networks [31, 32]. Let \mathbf{Z} be a random $n \times D$ matrix whose elements are iid standard normal. Let \mathbf{V} be a random $D \times p$ matrix whose rows are sampled iid from the surface of the unit sphere in \mathbb{R}^p . Let $\mathbf{X} = \max(\mathbf{ZV})$, where the max is taken elementwise. The target variables are given by $\mathbf{y} = \mathbf{Z}\beta + \epsilon$, where $\beta \sim \mathcal{N}(0, \frac{1}{D}\mathbf{I}_D)$ and $\epsilon \sim \mathcal{N}(0, \mathbf{I}_n)$. Finally, for the data point \mathbf{x}_0 , let its prediction be $\hat{y}_0 = \mathbf{x}_0^\top \mathbf{X}^\dagger \mathbf{y}$. We plot the membership advantage in Figure 8 with $n = 100$, $D = 5000$, and $\sigma = 1$. We again observe a similar trend as in the case of linear regression with Gaussian data: in the highly overparametrized regime, membership advantage increases with increasing numbers of parameters.

6 Conclusions

We have shown theoretically for (regularized) linear regression and empirically for more complex models (latent space regression, time-series regression using Fourier components, and random ReLU features) that increasing the number of model parameters renders them more vulnerable to membership inference attacks. Thus, while overparameterization may be attractive for its robust generalization performance, one must proceed with caution to ensure the learned model does not lead to unintended privacy leakages.

More speculatively, we hypothesize that the same overparameterization/vulnerability tradeoff should exist in many machine learning models (e.g., deep networks) beyond those we have studied. Intuitively, the output of a model that achieves zero training error but generalizes well must i) fit to any noise (e.g. additive Gaussian noise) present in the training data to get a perfect fit to the noisy training data but also ii) eliminate the effect of noise in the training data in predicting for unseen data to achieve good generalization. This disparate behavior towards training and non-training data points leads to different output distributions when the input is or is not among training data and is universal for overparameterized models. Ultimately, this causes a difference in the distributions of training and test predictions that can be leveraged to perform a membership attack.

There are still many open questions in this line of research. How does parameterization affect membership inference for classification, rather than regression? Can we verify whether the phenomenon observed here exists in modern machine learning applications? There is also plenty of room for further theoretical analysis on the effect of parameterization on membership inference for the more complex data models such as the latent space model. We hope our observations and analyses in this paper lead to more insights on how to keep sensitive training data safe in a world increasingly intertwined with machine learning.

Acknowledgements

This work was supported by NSF grants CCF-1911094, IIS-1838177, and CSF-1730574; ONR grants N00014-18-12571, N00014-20-1-2534, N00014-18-1-2047, and N000014-20-2787; MURI grant N00014-20-1-2787; AFOSR grant FA9550-18-1-0478; and a Vannevar Bush Faculty Fellowship.

A Appendix

A.1 Posterior Distributions in Non-Asymptotic Regime

Let $f_{a|b}$ denote the probability density function of a random variable a conditioned on b . The following lemma derives the non-asymptotic probability densities of the prediction output of minimum norm least squares, conditioned on the $m = 0$ and $m = 1$ events and the choice of test point \mathbf{x}_0 . For a matrix $\mathbf{X} \in \mathbb{R}^{n \times D}$ and $p \leq D$, let \mathbf{X}_p denote the submatrix of the first p columns of \mathbf{X} . For a vector $\mathbf{x} \in \mathbb{R}^D$, let $\mathbf{x}_p \in \mathbb{R}^p$ be defined accordingly.

Lemma A.1. *Let $\hat{\beta}$ denote the minimum norm least squares interpolator computed from a random design matrix $\mathbf{X} \in \mathbb{R}^{n \times D}$ and data \mathbf{y} . Conditioned on $n < p \leq D$ and on \mathbf{x}_0 , we have that $\mathbf{x}_{0,p}^\top \hat{\beta} \mid \mathbf{x}_0, \{m = 1\} \sim \mathcal{N}(0, \sigma_1^2)$, where σ_1 is defined as in Theorem 3.2. Furthermore,*

$$f_{\mathbf{x}_{0,p}^\top \hat{\beta} \mid \mathbf{x}_0, \{m=0\}}(x) = \frac{D^{\frac{D}{2}}}{\sigma(2\pi)^{\frac{nD+D+1}{2}}} \int_{\mathbb{R}^{n \times D}} \int_{\mathbb{R}^D} \frac{\exp \left[-\frac{1}{2} \left[\left(\frac{x - \mathbf{x}_{0,p}^\top \mathbf{X}_p^\top (\mathbf{X}_p \mathbf{X}_p^\top)^{-1} \mathbf{X}_p \beta}{\sigma \|\mathbf{x}_{0,p}\| \mathbf{X}_p (\mathbf{X}_p \mathbf{X}_p^\top)^{-2} \mathbf{X}_p} \right)^2 + D\beta^\top \beta + \text{Tr}(\mathbf{X}^\top \mathbf{X}) \right] \right]}{\|\mathbf{x}_{0,p}\| \mathbf{X}_p (\mathbf{X}_p \mathbf{X}_p^\top)^{-2} \mathbf{X}_p} d\beta d\mathbf{X}.$$

Remark A.2. While the density of $\mathbf{x}_{0,p}^\top \hat{\beta} \mid \mathbf{x}_0, \{m = 0\}$ cannot be written in a closed form, one may easily sample according to it, by first, sampling random \mathbf{X} , β and then computing the minimum norm least squares interpolator.

Proof of Lemma A.1. Recall that conditioned on the design matrix \mathbf{X} and true coefficients β , the labels \mathbf{y} follow $\mathbf{y} \mid \mathbf{X}, \beta \sim \mathcal{N}(\mathbf{X}\beta, \sigma^2 \mathbf{I}_n)$. Then, the minimum norm least squares solution $\hat{\beta}$ using the first p features follows

$$\hat{\beta} \mid \mathbf{X}, \beta \sim \mathcal{N} \left(\mathbf{X}_p^\top (\mathbf{X}_p \mathbf{X}_p^\top)^{-1} \mathbf{X}_p \beta, \sigma^2 \mathbf{X}_p^\top (\mathbf{X}_p \mathbf{X}_p^\top)^{-2} \mathbf{X}_p \right).$$

Hence, for the $m = 0$ case where a fresh point \mathbf{x}_0 is sampled, we have that the distribution of the model output conditioned on the design matrix \mathbf{X} and true coefficients β is

$$\mathbf{x}_{0,p}^\top \hat{\beta} \mid \mathbf{X}, \beta, \mathbf{x}_0, \{m = 0\} \sim \mathcal{N} \left(\mathbf{x}_{0,p}^\top \mathbf{X}_p^\top (\mathbf{X}_p \mathbf{X}_p^\top)^{-1} \mathbf{X}_p \beta, \sigma^2 \|\mathbf{x}_{0,p}\|_{\mathbf{X}_p^\top (\mathbf{X}_p \mathbf{X}_p^\top)^{-2} \mathbf{X}_p}^2 \right)$$

for $\|\mathbf{x}\|_{\mathbf{A}} := \sqrt{\mathbf{x}^\top \mathbf{A} \mathbf{x}}$ for any semidefinite matrix \mathbf{A} where we have additionally conditioned over any randomness in the choice of \mathbf{x}_0 .

In the $m = 1$ case, where \mathbf{x}_0 is sampled uniformly from the rows of \mathbf{X} , we have that $\mathbf{x}_{0,p}^\top \hat{\beta} = y_0 = \mathbf{x}_0^\top \beta + \epsilon$, the associated label for \mathbf{x}_0 since the linear regressor interpolates the training data. Hence

$$\mathbf{x}_{0,p}^\top \hat{\beta} \mid \mathbf{X}, \beta, \mathbf{x}_0, \{m = 1\} \equiv \mathbf{x}_{0,p}^\top \hat{\beta} \mid \mathbf{x}_0, \{m = 1\} \sim \mathcal{N} \left(0, \frac{\|\mathbf{x}_0\|^2}{D} + \sigma^2 \right)$$

Let $f_{\mathbf{x}_{0,p}^\top \hat{\beta} \mid \mathbf{X}, \beta, \mathbf{x}_0, \{m=0\}}$ denote the probability density function of the random variable $\mathbf{x}_p^\top \hat{\beta} \mid \mathbf{X}, \beta, \mathbf{x}_0, \{m = 0\}$ and $f_{\mathbf{x}_{0,p}^\top \hat{\beta} \mid \mathbf{X}, \beta, \mathbf{x}_0, \{m=1\}}$ be defined similarly. Let $f_{\mathbf{X}}$ denote the density of \mathbf{X} , a standard matrix-normal

random variable, and let f_β denote the density of $\beta \sim \mathcal{N}(0, \frac{1}{D}\mathbf{I}_D)$. Then, we have that

$$\begin{aligned}
& f_{\mathbf{x}_{0,p}^\top \hat{\beta} | \mathbf{x}_0, \{m=0\}}(x) \\
&= \int_{\mathbb{R}^{n \times D}} \int_{\mathbb{R}^D} f_{\mathbf{x}_{0,p}^\top \hat{\beta} | \mathbf{X}, \beta, \mathbf{x}_0, \{m=0\}} f_\beta f_{\mathbf{X}} d\beta d\mathbf{X} \\
&= \frac{D^{\frac{D}{2}}}{\sigma(2\pi)^{\frac{nD+D+1}{2}}} \int_{\mathbb{R}^{n \times D}} \int_{\mathbb{R}^D} \frac{\exp \left[-\frac{1}{2} \left[\left(\frac{x - \mathbf{x}_{0,p}^\top \mathbf{X}_p^\top (\mathbf{X}_p \mathbf{X}_p^\top)^{-1} \mathbf{X}_p \beta}{\sigma \|\mathbf{x}_{0,p}\|_{\mathbf{X}_p (\mathbf{X}_p \mathbf{X}_p^\top)^{-2} \mathbf{X}_p}} \right)^2 + D\beta^\top \beta + \text{Tr}(\mathbf{X}^\top \mathbf{X}) \right] \right]}{\|\mathbf{x}_{0,p}\|_{\mathbf{X}_p (\mathbf{X}_p \mathbf{X}_p^\top)^{-2} \mathbf{X}_p}} d\beta d\mathbf{X}.
\end{aligned}$$

□

Lemma A.3. Let $\hat{\beta}_\lambda = (\mathbf{X}_p^\top \mathbf{X}_p + n\lambda \mathbf{I})^{-1} \mathbf{X}_p^\top \mathbf{y}$ denote ridge regularized least squares estimator computed from random design matrix $\mathbf{X} \in \mathbb{R}^{n \times D}$, data \mathbf{y} , and subset of first p features. Conditioned on the choice of test point \mathbf{x}_0 , we have that in the $m = 0$ case, where a fresh test point is drawn from the data distribution,

$$\begin{aligned}
f_{\mathbf{x}_{0,p}^\top \hat{\beta} | \mathbf{x}_0, \{m=0\}}(x) &= \frac{D^{\frac{D}{2}}}{\sigma(2\pi)^{\frac{nD+D+1}{2}}} \\
&\times \int_{\mathbb{R}^{n \times D}} \int_{\mathbb{R}^D} \frac{\exp \left[-\frac{1}{2} \left[\left(\frac{x - \mathbf{x}_{0,p}^\top (\mathbf{X}_p^\top \mathbf{X}_p + n\lambda \mathbf{I})^{-1} \mathbf{X}_p^\top \mathbf{X} \beta}{\sigma \|\mathbf{x}_{0,p}\|_{(\mathbf{X}_p^\top \mathbf{X}_p + n\lambda \mathbf{I})^{-1} \mathbf{X}_p^\top \mathbf{X}_p (\mathbf{X}_p^\top \mathbf{X}_p + n\lambda \mathbf{I})^{-1}}} \right)^2 + D\beta^\top \beta + \text{Tr}(\mathbf{X}^\top \mathbf{X}) \right] \right]}{\|\mathbf{x}_{0,p}\|_{(\mathbf{X}_p^\top \mathbf{X}_p + n\lambda \mathbf{I})^{-1} \mathbf{X}_p^\top \mathbf{X}_p (\mathbf{X}_p^\top \mathbf{X}_p + n\lambda \mathbf{I})^{-1}}} d\beta d\mathbf{X}.
\end{aligned}$$

Furthermore, conditioned on $m = 1$ when \mathbf{x}_0 is a row of \mathbf{X} we have that

$$\begin{aligned}
f_{\mathbf{x}_{0,p}^\top \hat{\beta} | \mathbf{x}_0, \{m=1\}}(x) &= \frac{D^{\frac{D}{2}}}{\sigma(2\pi)^{\frac{nD+1}{2}}} \\
&\times \int_{\mathbb{R}^{(n-1) \times D}} \int_{\mathbb{R}^D} \frac{\exp \left[-\frac{1}{2} \left[\left(\frac{x - \mathbf{x}_{0,p}^\top (\mathbf{X}_p^\top \mathbf{X}_p + n\lambda \mathbf{I})^{-1} \mathbf{X}_p^\top \tilde{\mathbf{X}} \beta}{\sigma \|\mathbf{x}_{0,p}\|_{(\mathbf{X}_p^\top \mathbf{X}_p + n\lambda \mathbf{I})^{-1} \mathbf{X}_p^\top \mathbf{X}_p (\mathbf{X}_p^\top \mathbf{X}_p + n\lambda \mathbf{I})^{-1}}} \right)^2 + D\beta^\top \beta + \text{Tr}(\tilde{\mathbf{X}}^\top \tilde{\mathbf{X}}) \right] \right]}{\|\mathbf{x}_{0,p}\|_{(\mathbf{X}_p^\top \mathbf{X}_p + n\lambda \mathbf{I})^{-1} \mathbf{X}_p^\top \mathbf{X}_p (\mathbf{X}_p^\top \mathbf{X}_p + n\lambda \mathbf{I})^{-1}}} d\beta d\tilde{\mathbf{X}}.
\end{aligned}$$

where without loss of generality, we take \mathbf{x}_0 to be the first row of \mathbf{X} and $\tilde{\mathbf{X}}$ to denote the matrix of the final $n - 1$ rows of \mathbf{X} .

Remark A.4. As in the case of Lemma A.1, one can efficiently sample from the above distribution by first drawing a Gaussian random matrix \mathbf{X} , the Gaussian random vector β , the Bernoulli random variable m , and then either a new test point \mathbf{x}_0 or a row of \mathbf{X} and learning the ridge-regularized estimator $\hat{\beta}_\lambda$.

Proof of Lemma A.3. Note that conditioned on the design matrix \mathbf{X} and the true coefficients β , the labels \mathbf{y} follow $\mathbf{y} | \mathbf{X}, \beta \sim \mathcal{N}(\mathbf{X}\beta, \sigma^2 \mathbf{I}_n)$. Next, for

$$\hat{\beta}_\lambda := (\mathbf{X}_p^\top \mathbf{X}_p + n\lambda \mathbf{I}_p)^{-1} \mathbf{X}_p^\top \mathbf{y}$$

the λ -ridge regularized estimator, we have that

$$\hat{\beta}_\lambda | \mathbf{X}, \beta \sim \mathcal{N} \left((\mathbf{X}_p^\top \mathbf{X}_p + n\lambda \mathbf{I}_p)^{-1} \mathbf{X}_p^\top \mathbf{X} \beta, \sigma^2 (\mathbf{X}_p^\top \mathbf{X}_p + n\lambda \mathbf{I}_p)^{-1} \mathbf{X}_p^\top \mathbf{X}_p (\mathbf{X}_p^\top \mathbf{X}_p + n\lambda \mathbf{I}_p)^{-1} \right).$$

Hence,

$$\begin{aligned} & \mathbf{x}_{0,p}^\top \hat{\beta}_\lambda \mid \mathbf{X}, \mathbf{x}_0, \beta \\ & \sim \mathcal{N}\left(\mathbf{x}_{0,p}^\top (\mathbf{X}_p^\top \mathbf{X}_p + n\lambda \mathbf{I}_p)^{-1} \mathbf{X}_p^\top \mathbf{X} \beta, \sigma^2 \mathbf{x}_{0,p}^\top (\mathbf{X}_p^\top \mathbf{X}_p + n\lambda \mathbf{I}_p)^{-1} \mathbf{X}_p^\top \mathbf{X}_p (\mathbf{X}_p^\top \mathbf{X}_p + n\lambda \mathbf{I}_p)^{-1} \mathbf{x}_{0,p}\right), \end{aligned}$$

where we have additionally conditioned over any randomness in the choice of \mathbf{x}_0 .

In the $m = 0$ case, where \mathbf{x}_0 is a freshly drawn point independent of the data \mathbf{X} , we may marginalize to remove the conditioning. Let $f_{\mathbf{x}_{0,p}^\top \hat{\beta}_\lambda \mid \mathbf{X}, \beta, \mathbf{x}_0, \{m=0\}}$ denote the probability density function of the random variable $\mathbf{x}_{0,p}^\top \hat{\beta}_\lambda \mid \mathbf{X}, \beta, \mathbf{x}_0, \{m=0\}$ and $f_{\mathbf{x}_{0,p}^\top \hat{\beta}_\lambda \mid \mathbf{X}, \mathbf{x}_0, \{m=1\}}$ be defined similarly. Let $f_{\mathbf{X}}$ denote the density of \mathbf{X} , a standard matrix-normal random variable, and let f_β denote the density of $\beta \sim \mathcal{N}(0, \frac{1}{D} \mathbf{I}_D)$. Then we have that

$$\begin{aligned} & f_{\mathbf{x}_{0,p}^\top \hat{\beta}_\lambda \mid \mathbf{x}_0, \{m=0\}}(x) \\ &= \int_{\mathbb{R}^{n \times D}} \int_{\mathbb{R}^D} f_{\mathbf{x}_{0,p}^\top \hat{\beta}_\lambda \mid \mathbf{X}, \mathbf{x}_0, \{m=0\}} f_\beta f_{\mathbf{X}} d\beta d\mathbf{X} \\ &= \frac{D^{\frac{D}{2}}}{\sigma(2\pi)^{\frac{nD+D+1}{2}}} \\ & \times \int_{\mathbb{R}^{n \times D}} \int_{\mathbb{R}^D} \frac{\exp\left[-\frac{1}{2} \left[\left(\frac{x - \mathbf{x}_{0,p}^\top (\mathbf{X}_p^\top \mathbf{X}_p + n\lambda \mathbf{I}_p)^{-1} \mathbf{X}_p^\top \mathbf{X} \beta}{\sigma \|\mathbf{x}_{0,p}\| (\mathbf{X}_p^\top \mathbf{X}_p + n\lambda \mathbf{I}_p)^{-1} \mathbf{X}_p^\top \mathbf{X}_p (\mathbf{X}_p^\top \mathbf{X}_p + n\lambda \mathbf{I}_p)^{-1}} \right)^2 + D\beta^\top \beta + \text{Tr}(\mathbf{X}^\top \mathbf{X}) \right]\right]}{\|\mathbf{x}_{0,p}\| (\mathbf{X}_p^\top \mathbf{X}_p + n\lambda \mathbf{I}_p)^{-1} \mathbf{X}_p^\top \mathbf{X}_p (\mathbf{X}_p^\top \mathbf{X}_p + n\lambda \mathbf{I}_p)^{-1}} d\beta d\mathbf{X}. \end{aligned}$$

In the $m = 1$ case, because \mathbf{x}_0 is a row of \mathbf{X} , we condition on \mathbf{x}_0 but not on the remaining rows of \mathbf{X} . Without loss of generality, let \mathbf{x}_0 be the first row of \mathbf{X} which can be done since \mathbf{x}_0 is selected uniformly and the rows of \mathbf{X} are independent and identically distributed. Let $\tilde{\mathbf{X}} \in \mathbb{R}^{(n-1) \times D}$ denote \mathbf{X} with its first row omitted such that $\mathbf{X} = [\mathbf{x}_0; \tilde{\mathbf{X}}]$. Following the same approach as the preceding marginalization, we have that

$$\begin{aligned} & f_{\mathbf{x}_{0,p}^\top \hat{\beta}_\lambda \mid \mathbf{x}_0, \{m=1\}}(x) \\ &= \int_{\mathbb{R}^{(n-1) \times D}} \int_{\mathbb{R}^D} f_{\mathbf{x}_{0,p}^\top \hat{\beta}_\lambda \mid \mathbf{X}, \mathbf{x}_0, \{m=1\}} f_\beta f_{\tilde{\mathbf{X}}} d\beta d\tilde{\mathbf{X}} \\ &= \frac{D^{\frac{D}{2}}}{\sigma(2\pi)^{\frac{nD+1}{2}}} \\ & \times \int_{\mathbb{R}^{(n-1) \times D}} \int_{\mathbb{R}^D} \frac{\exp\left[-\frac{1}{2} \left[\left(\frac{x - \mathbf{x}_{0,p}^\top (\mathbf{X}_p^\top \mathbf{X}_p + n\lambda \mathbf{I}_p)^{-1} \mathbf{X}_p^\top \mathbf{X} \beta}{\sigma \|\mathbf{x}_{0,p}\| (\mathbf{X}_p^\top \mathbf{X}_p + n\lambda \mathbf{I}_p)^{-1} \mathbf{X}_p^\top \mathbf{X}_p (\mathbf{X}_p^\top \mathbf{X}_p + n\lambda \mathbf{I}_p)^{-1}} \right)^2 + D\beta^\top \beta + \text{Tr}(\tilde{\mathbf{X}}^\top \tilde{\mathbf{X}}) \right]\right]}{\|\mathbf{x}_{0,p}\| (\mathbf{X}_p^\top \mathbf{X}_p + n\lambda \mathbf{I}_p)^{-1} \mathbf{X}_p^\top \mathbf{X}_p (\mathbf{X}_p^\top \mathbf{X}_p + n\lambda \mathbf{I}_p)^{-1}} d\beta d\tilde{\mathbf{X}}. \end{aligned}$$

□

A.2 Tools for Asymptotic Analysis

The following lemmas are used in the proofs of Theorems 3.2 and 3.5. We begin with the following lemma, which is a generalized version of the Marchenko-Pastur theorem [33, 34, 35].

Lemma A.5. *Let $\mathbf{X}_n \in \mathbb{R}^{n \times p}$ be a sequence of random matrices with i.i.d. $\mathcal{N}(0, 1)$ entries. Consider the sample covariance matrix $\hat{\Sigma} = (1/n) \mathbf{X}_n^\top \mathbf{X}_n$. Let $\mathbf{C}_n \in \mathbb{R}^{p \times p}$ be a sequence of matrices such that $\text{Tr}(\mathbf{C}_n)$*

is uniformly bounded with probability one. As $n, p \rightarrow \infty$ with $p/n = \gamma \in (0, \infty)$, it holds that almost surely,

$$\text{Tr} \left(C_n \left((\Sigma + \lambda \mathbf{I}_p)^{-1} - g(-\lambda) \mathbf{I}_p \right) \right) \rightarrow 0, \quad \text{Tr} \left(C_n \left((\Sigma + \lambda \mathbf{I}_p)^{-2} - g'(-\lambda) \mathbf{I}_p \right) \right) \rightarrow 0$$

where $g(\lambda)$ is the Stieltjes transform of the Marchenko-Pastur law with parameter γ .

We use the following Lemma in computing the asymptotic distribution of the output.

Lemma A.6. *Let $\mathbf{y}_n \in \mathbb{R}^n$ be a sequence of i.i.d. $\mathcal{N}(0, \mathbf{I}_n)$ random vectors. Also, let $\mathbf{x}_n \in \mathbb{R}^n$ be a sequence of random vectors with spherically symmetric distribution such that $\|\mathbf{x}_n\|_2 \xrightarrow{a.s.} \sigma$. Further, assume that $\mathbf{x}_n, \mathbf{y}_n$ are independent. Then $\mathbf{x}_n^\top \mathbf{y}$ converges weakly to a zero mean gaussian with variance σ^2 .*

Proof. We can write

$$\mathbf{x}_n^\top \mathbf{y}_n = \|\mathbf{x}_n\|_2 \left(\frac{\mathbf{x}_n}{\|\mathbf{x}_n\|} \right)^\top \mathbf{y}_n = \|\mathbf{x}_n\|_2 \mathbf{u}_n^\top \mathbf{y}_n$$

where $\mathbf{u}_n \in S^{n-1}$ is uniformly distributed over the unit sphere and is independent from \mathbf{y}_n . Therefore, we can fix \mathbf{u}_n to be the first standard unit vector and the distribution of $\mathbf{x}_n^\top \mathbf{y}_n$ is the same as $\|\mathbf{x}_n\|_2 y_{n,1}$ where $y_{n,1} \sim \mathcal{N}(0, 1)$. Hence, using $\|\mathbf{x}_n\|_2 \xrightarrow{a.s.} \sigma$, we deduce the result. \square

B Proof of Theorem 3.2

Let $\mathbf{X}_{\overline{p}}$ denote the matrix formed by removing the first p columns from \mathbf{X} , and let $\beta_{\overline{p}}$ denote the vector formed by removing the first p elements from β . Recall that

$$\begin{aligned} \widehat{y}_0 \mid m = 0 &= \mathbf{x}_0^\top \mathbf{X}_p^\dagger (\mathbf{X} \beta + \epsilon) \\ &= \mathbf{x}_0^\top \mathbf{X}_p^\dagger (\mathbf{X}_p \beta_p + \eta) \end{aligned}$$

where $\eta = \mathbf{X}_{\overline{p}} \beta_{\overline{p}} + \epsilon \sim \mathcal{N}(0, (1 + \sigma^2 - \frac{p}{D}) \mathbf{I}_n)$. First note that the distributions of $\mathbf{X}_p^\top \mathbf{X}_p^\dagger \mathbf{x}_0$ are $\mathbf{X}_p^\dagger \mathbf{x}_0$ are spherically symmetric and letting $\widehat{\Sigma} \triangleq (1/n) \mathbf{X}_p^\top \mathbf{X}_p$ and \mathbf{P} to be orthogonal projection onto row space of \mathbf{X}_p we have

$$\frac{1}{D} \|\mathbf{X}_p^\top \mathbf{X}_p^\dagger \mathbf{x}_0\|_2^2 = \frac{1}{D} \|\mathbf{P} \mathbf{x}_0\|_2^2 = \frac{1}{D} \lim_{\lambda \rightarrow 0} \mathbf{x}_0^\top (\widehat{\Sigma} + \lambda \mathbf{I}_p)^{-1} \widehat{\Sigma} \mathbf{x}_0 = \frac{1}{D} \|\mathbf{x}_0\|_2^2 - \frac{1}{D} \lim_{\lambda \rightarrow 0} \lambda \mathbf{x}_0^\top (\widehat{\Sigma} + \lambda \mathbf{I}_p)^{-1} \mathbf{x}_0,$$

and,

$$\|\mathbf{X}_p^\dagger \mathbf{x}_0\|_2^2 = \frac{1}{n} \lim_{\lambda \rightarrow 0} \mathbf{x}_0^\top (\widehat{\Sigma} + \lambda \mathbf{I}_p)^{-1} \widehat{\Sigma} (\widehat{\Sigma} + \lambda \mathbf{I}_p)^{-1} \mathbf{x}_0 = \frac{1}{n} \lim_{\lambda \rightarrow 0} \mathbf{x}_0^\top \left[(\widehat{\Sigma} + \lambda \mathbf{I}_p)^{-1} - \lambda (\widehat{\Sigma} + \lambda \mathbf{I}_p)^{-2} \right] \mathbf{x}_0.$$

Thus, using Lemma A.6, both $\frac{1}{D} \|\mathbf{X}_p^\top \mathbf{X}_p^\dagger \mathbf{x}_0\|_2^2$ and $\|\mathbf{X}_p^\dagger \mathbf{x}_0\|_2^2$ converge to a fixed limit as $n \rightarrow \infty$, almost surely. Therefore, using Lemma A.6, \widehat{y}_0 converges weakly to a gaussian. Now, we compute its variance. Since η and β are both zero-mean independent Gaussians and are thus orthogonal in expectation, we have by the Pythagorean theorem:

$$\mathbb{E} [\widehat{y}_0^2 \mid m = 0] = \mathbb{E} [(\mathbf{x}_0^\top \mathbf{X}_p^\dagger \mathbf{X}_p \beta_p)^2] + \mathbb{E} [(\mathbf{x}_0^\top \mathbf{X}_p^\dagger \eta)^2].$$

We start with the first term.

Note that since, $p > n$, \mathbf{X}_p does not have linearly independent columns. Let $\mathbf{P} = \mathbf{X}_p^\dagger \mathbf{X}_p$. We have:

$$\begin{aligned}
\mathbb{E} \left[(\mathbf{x}_0^\top \mathbf{X}_p^\dagger \mathbf{X}_p \beta_p)^2 \right] &= \mathbb{E} \left[\text{Tr} \left(\mathbf{x}_0^\top \mathbf{P} \beta_p \beta_p^\top \mathbf{P}^\top \mathbf{x}_0 \right) \right] \\
&= \mathbb{E} \left[\text{Tr} \left(\beta_p \beta_p^\top \mathbf{P}^\top \mathbf{x}_0 \mathbf{x}_0^\top \mathbf{P} \right) \right] \\
&= \text{Tr} \left(\mathbb{E} \left[\beta_p \beta_p^\top \mathbf{P}^\top \mathbf{x}_0 \mathbf{x}_0^\top \mathbf{P} \right] \right) \\
&= \text{Tr} \left(\mathbb{E} \left[\beta_p \beta_p^\top \right] \mathbb{E} \left[\mathbf{P}^\top \mathbf{x}_0 \mathbf{x}_0^\top \mathbf{P} \right] \right) \\
&= \frac{1}{D} \text{Tr} \left(\mathbb{E} \left[\mathbf{P}^\top \mathbf{x}_0 \mathbf{x}_0^\top \mathbf{P} \right] \right) \\
&= \frac{1}{D} \mathbb{E} \left[\|\mathbf{P}^\top \mathbf{x}_0\|^2 \right] \\
&= \frac{1}{D} \frac{n}{p} \|\mathbf{x}_0\|^2.
\end{aligned}$$

In the last line, we use the same argument as in Section 2.2 of [23], using the facts that \mathbf{P} is the orthogonal projection to the row space of \mathbf{X}_p and that the Gaussian distribution is invariant to rotations.

We now consider the second term:

$$\begin{aligned}
\mathbb{E} \left[(\mathbf{x}_0^\top \mathbf{X}_p^\dagger \eta)^2 \right] &= \left(1 + \sigma^2 - \frac{p}{D} \right) \mathbf{x}_0^\top \mathbb{E} \left[\mathbf{X}_p^\dagger \mathbf{X}_p^{\dagger\top} \right] \mathbf{x}_0 \\
&= \left(1 + \sigma^2 - \frac{p}{D} \right) \mathbf{x}_0^\top \mathbb{E} \left[\left(\mathbf{X}_p^\top \mathbf{X}_p \right)^\dagger \mathbf{X}_p^\top \mathbf{X}_p \left(\mathbf{X}_p^\top \mathbf{X}_p \right)^{\dagger\top} \right] \mathbf{x}_0 \\
&= \left(1 + \sigma^2 - \frac{p}{D} \right) \mathbf{x}_0^\top \mathbb{E} \left[\left(\mathbf{X}_p^\top \mathbf{X}_p \right)^\dagger \right] \mathbf{x}_0.
\end{aligned}$$

where $\left(\mathbf{X}_p^\top \mathbf{X}_p \right)^\dagger$ has the generalized inverse Wishart distribution with expectation $\mathbb{E} \left[\left(\mathbf{X}_p^\top \mathbf{X}_p \right)^\dagger \right] = \frac{n}{p} \frac{1}{p-n-1} \mathbf{I}_p$ (Theorem 2.1 in [36]). Thus, we have:

$$\mathbb{E} \left[(\mathbf{x}_0^\top \mathbf{X}_p^\dagger \eta)^2 \right] = \left(\frac{n}{p} \right) \left(\frac{1 + \sigma^2 - \frac{p}{D}}{p-n-1} \right) \|\mathbf{x}_0\|^2$$

Adding this with the result for the first term gives the desired result. When $m = 1$, since we are in the overparameterized regime, \mathbf{X}_p is a fat matrix. Thus, the regressor memorizes the training data and the training error is equal to zero. \mathbf{x}_0 is part of training set, and so $\hat{y}_0 = \mathbf{x}_0^\top \beta + \epsilon$. Since $\beta \sim \mathcal{N}(0, \frac{1}{D} \mathbf{I}_p)$, we have that $\mathbf{x}_0^\top \beta \sim \mathcal{N}(0, \frac{1}{D} \|\mathbf{x}_0\|^2)$. Since $\epsilon \sim \mathcal{N}(0, \sigma^2)$, we have that $\hat{y}_0 = \mathbf{x}_0^\top \beta + \epsilon \sim \mathcal{N}(0, \frac{1}{D} \|\mathbf{x}_0\|^2 + \sigma^2)$.

One can verify that the probability distribution functions of the two Gaussians are equal at $\pm\alpha$. The membership advantage is then derived by writing out the probabilities in Definition 2.1 in terms of the Gaussian cumulative distribution functions, noting that the decision region switches at $\pm\alpha$.

C Proof of Theorem 3.5

Let the input be $\mathbf{x}_{0,p} \in \mathbb{R}^p$. Similar to the proof of theorem 3.2, we can write

$$\mathbf{X} \beta + \epsilon = \mathbf{X}_p \beta_p + \mathbf{X}_{\bar{p}} \beta_{\bar{p}} + \epsilon = \mathbf{X}_p \beta_p + \eta$$

where $\eta = \mathbf{X}_{\bar{p}} \beta_{\bar{p}} + \epsilon \sim \mathcal{N}(0, (1 + \sigma^2 - \frac{p}{D}) \mathbf{I}_n)$. Hence, we have

$$\hat{y}_0 = \mathbf{x}_{0,p}^\top \left(\mathbf{X}_p^\top \mathbf{X}_p + n\lambda \mathbf{I}_p \right)^{-1} \mathbf{X}_p^\top (\mathbf{X}_p \beta_p + \eta) = \mathbf{x}_{0,p}^\top \mathbf{X}_p^\top \left(\mathbf{X}_p \mathbf{X}_p^\top + n\lambda \mathbf{I}_p \right)^{-1} (\mathbf{X}_p \beta_p + \eta). \quad (7)$$

First note that in the case $m = 0$, we have

$$\begin{aligned}\hat{y}_0 &= \mathbf{x}_{0,p}^\top \left(\mathbf{X}_p^\top \mathbf{X}_p + n\lambda \mathbf{I}_p \right)^{-1} \mathbf{X}_p^\top (\mathbf{X}_p \beta_p + \eta) \\ &= \mathbf{x}_{0,p}^\top \left(\mathbf{X}_p^\top \mathbf{X}_p + n\lambda \mathbf{I}_p \right)^{-1} \mathbf{X}_p^\top \mathbf{X}_p \beta_p + \mathbf{x}_{0,p}^\top \left(\mathbf{X}_p^\top \mathbf{X}_p + n\lambda \mathbf{I}_p \right)^{-1} \mathbf{X}_p^\top \eta.\end{aligned}\quad (8)$$

Letting the sample covariance matrix $\hat{\Sigma} \triangleq (1/n) \mathbf{X}_p^\top \mathbf{X}_p$, the first term in (8) can be written as

$$\begin{aligned}\mathbf{x}_{0,p}^\top \left(\mathbf{X}_p^\top \mathbf{X}_p + n\lambda \mathbf{I}_p \right)^{-1} \mathbf{X}_p^\top \mathbf{X}_p \beta_p &= \mathbf{x}_{0,p}^\top \left(\hat{\Sigma} + \lambda \mathbf{I}_p \right)^{-1} \hat{\Sigma} \beta_p \\ &= \mathbf{x}_{0,p}^\top \left(\hat{\Sigma} + \lambda \mathbf{I}_p \right)^{-1} \left(\hat{\Sigma} + \lambda \mathbf{I}_p - \lambda \mathbf{I}_p \right) \beta_p \\ &= \left(\mathbf{x}_{0,p} - \lambda (\hat{\Sigma} + \lambda \mathbf{I}_p)^{-1} \mathbf{x}_{0,p} \right)^\top \beta_p.\end{aligned}$$

Since $\beta_p \sim (0, \frac{1}{D} \mathbf{I}_D)$ using Lemma A.6, this converges to a gaussian with zero mean and variance

$$\begin{aligned}\lim_{n \rightarrow \infty} \frac{1}{D} \left\| \mathbf{x}_{0,p} - \lambda (\hat{\Sigma} + \lambda \mathbf{I}_p)^{-1} \mathbf{x}_{0,p} \right\|_2^2 &= \lim_{n \rightarrow \infty} \frac{1}{D} \left\{ \left\| \mathbf{x}_{0,p} \right\|_2^2 - 2\lambda [\mathbf{x}_{0,p}^\top (\hat{\Sigma} + \lambda \mathbf{I}_p)^{-1} \mathbf{x}_{0,p}] \right. \\ &\quad \left. + \lambda^2 [\mathbf{x}_{0,p}^\top (\hat{\Sigma} + \lambda \mathbf{I}_p)^{-2} \mathbf{x}_{0,p}] \right\} \\ &= \frac{\left\| \mathbf{x}_{0,p} \right\|_2^2}{D} (1 - 2\lambda g(-\lambda) + \lambda^2 g'(-\lambda))\end{aligned}$$

where for the second equality, we have used the fact that using Lemma A.5 by setting $\mathbf{C}_n = (1/n) \mathbf{x}_{0,p} \mathbf{x}_{0,p}^\top$, as $n \rightarrow \infty$, almost surely,

$$\frac{1}{n} \mathbf{x}_{0,p}^\top (\hat{\Sigma} + \lambda \mathbf{I}_p)^{-1} \mathbf{x}_{0,p} \rightarrow \frac{1}{n} \left\| \mathbf{x}_{0,p} \right\|_2^2 g(-\lambda), \quad \frac{1}{n} \mathbf{x}_{0,p}^\top (\hat{\Sigma} + \lambda \mathbf{I}_p)^{-2} \mathbf{x}_{0,p} \rightarrow \frac{1}{n} \left\| \mathbf{x}_{0,p} \right\|_2^2 g'(-\lambda).$$

For the second term in (8), using the rotational invariance of gaussian distribution, without loss of generality, we can let η to be $\mathbf{e}_1 \|\eta\|_2$, where \mathbf{e}_1 is the first standard unit vector. Now, note that we have

$$\|\eta\|_2 \mathbf{x}_{0,p}^\top \left(\mathbf{X}_p^\top \mathbf{X}_p + n\lambda \mathbf{I}_p \right)^{-1} \mathbf{X}_p^\top \mathbf{e}_1 = \|\eta\|_2 \mathbf{x}_{0,p}^\top \left(\mathbf{x}_{1,p} \mathbf{x}_{1,p}^\top + \lambda n \mathbf{I}_p + \sum_{i=2}^n \mathbf{x}_{i,p} \mathbf{x}_{i,p}^\top \right)^{-1} \mathbf{x}_{1,p}$$

where $\mathbf{x}_{i,p}^\top \in \mathbb{R}^p$ is the i 'th row of \mathbf{X}_p . Letting $\mathbf{A}_\lambda \triangleq \lambda \mathbf{I}_p + \frac{1}{n} \sum_{i=2}^n \mathbf{x}_{i,p} \mathbf{x}_{i,p}^\top$, by using the Sherman-Morrison formula, we have

$$\begin{aligned}\|\eta\|_2 \mathbf{x}_{0,p}^\top \left(\mathbf{X}_p^\top \mathbf{X}_p + n\lambda \mathbf{I}_p \right)^{-1} \mathbf{X}_p^\top \mathbf{e}_1 &= \|\eta\|_2 \mathbf{x}_{0,p}^\top (\mathbf{x}_{1,p} \mathbf{x}_{1,p}^\top + n \mathbf{A}_\lambda)^{-1} \mathbf{x}_{1,p} \\ &= \frac{\|\eta\|_2}{n} \mathbf{x}_{0,p}^\top \left(\mathbf{A}_\lambda^{-1} - \frac{\mathbf{A}_\lambda^{-1} \mathbf{x}_{1,p} \mathbf{x}_{1,p}^\top \mathbf{A}_\lambda^{-1}}{n + \mathbf{x}_{1,p}^\top \mathbf{A}_\lambda^{-1} \mathbf{x}_{1,p}} \right) \mathbf{x}_{1,p} \\ &= \frac{\|\eta\|_2}{n} \mathbf{x}_{0,p}^\top \mathbf{A}_\lambda^{-1} \mathbf{x}_{1,p} \left(1 - \frac{\mathbf{x}_{1,p}^\top \mathbf{A}_\lambda^{-1} \mathbf{x}_{1,p}}{n + \mathbf{x}_{1,p}^\top \mathbf{A}_\lambda^{-1} \mathbf{x}_{1,p}} \right) \\ &= \|\eta\|_2 \frac{\mathbf{x}_{0,p}^\top \mathbf{A}_\lambda^{-1} \mathbf{x}_{1,p}}{n + \mathbf{x}_{1,p}^\top \mathbf{A}_\lambda^{-1} \mathbf{x}_{1,p}}.\end{aligned}$$

Note that using Lemma A.5 by setting $\mathbf{C}_n = (1/n) \mathbf{x}_{1,p} \mathbf{x}_{1,p}^\top$ and $\mathbf{C}_n = (1/n) \mathbf{x}_{0,p} \mathbf{x}_{0,p}^\top$, respectively, for $n, p \rightarrow \infty$, almost surely,

$$\frac{1}{n} \mathbf{x}_{1,p}^\top \mathbf{A}_\lambda^{-1} \mathbf{x}_{1,p} \rightarrow \gamma g(-\lambda), \quad \frac{1}{n} \mathbf{x}_{0,p}^\top \mathbf{A}_\lambda^{-2} \mathbf{x}_{0,p} \rightarrow \frac{\left\| \mathbf{x}_{0,p} \right\|_2^2}{n} g'(-\lambda).$$

Thus, since $\mathbf{x}_{1,p} \sim (0, \mathbf{I}_p)$, using Lemma A.6, $\|\eta\|_2 \mathbf{x}_{0,p}^\top (\mathbf{X}_p^\top \mathbf{X}_p + n\lambda \mathbf{I}_p)^{-1} \mathbf{X}_p^\top \mathbf{e}_1$ converges to a gaussian with mean zero and variance

$$\lim_{n \rightarrow \infty} \frac{\|\eta\|_2^2}{n^2(1 + \gamma g(-\lambda))^2} \|\mathbf{A}_\lambda^{-1} \mathbf{x}_{0,p}\|_2^2 = \frac{\|\eta\|_2^2 \|\mathbf{x}_{0,p}\|_2^2}{n^2(1 + \gamma g(-\lambda))^2} g'(-\lambda) = \frac{\|\mathbf{x}_{0,p}\|_2^2}{p} \frac{g'(-\lambda)\gamma}{1 + \gamma g(-\lambda))^2} \left(\sigma^2 + 1 - \frac{p}{D} \right).$$

Hence, by independence of β_p and η , for $m = 0$, as $n \rightarrow \infty$, such that $p/n = \gamma$, the output \hat{y}_0 as in (7), converges in distribution to a gaussian with mean zero and variance

$$\frac{g'(-\lambda)\gamma}{(1 + g(-\lambda)\gamma)^2} \left(\sigma^2 + 1 - \frac{p}{D} \right) \frac{\|\mathbf{x}_{0,p}\|_2^2}{p} + (1 - 2\lambda g(-\lambda) + \lambda^2 g'(-\lambda)) \frac{\|\mathbf{x}_{0,p}\|_2^2}{D}.$$

Now consider the $m = 1$ case where the input belongs to training data. Without loss of generality, assume that the input is the first row of \mathbf{X}_p , i.e. $\mathbf{x}_0 := \mathbf{x}_1$. Note that in this case for $\eta = \mathbf{X}_{\bar{p}} \boldsymbol{\beta}_{\bar{p}} + \epsilon$, we have $\eta_i \sim \mathcal{N}\left(0, \left(\sigma^2 + \frac{\|\mathbf{x}_{1,p}\|_2^2}{D}\right) \mathbf{I}_n\right)$, for $i = 1$, $\eta_i \sim \mathcal{N}\left(0, (1 + \sigma^2 - \frac{p}{D})\right)$, for $i = 2, 3, \dots, n$, and η_i 's are independent. We have

$$\begin{aligned} \hat{y}_0 &= \mathbf{x}_{1,p}^\top \left(\mathbf{X}_p^\top \mathbf{X}_p + n\lambda \mathbf{I}_p \right)^{-1} \mathbf{X}_p^\top (\mathbf{X}_p \boldsymbol{\beta}_p + \eta) \\ &= \mathbf{x}_{1,p}^\top \left(\mathbf{X}_p^\top \mathbf{X}_p + n\lambda \mathbf{I}_p \right)^{-1} \mathbf{X}_p^\top \mathbf{X}_p \boldsymbol{\beta}_p + \mathbf{x}_{1,p}^\top \left(\mathbf{X}_p^\top \mathbf{X}_p + n\lambda \mathbf{I}_p \right)^{-1} \mathbf{X}_p^\top \eta \\ &= \mathbf{x}_{1,p}^\top \left(\hat{\boldsymbol{\Sigma}} + \lambda \mathbf{I}_p \right)^{-1} \hat{\boldsymbol{\Sigma}} \boldsymbol{\beta}_p + \mathbf{x}_{1,p}^\top \left(\mathbf{X}_p^\top \mathbf{X}_p + n\lambda \mathbf{I}_p \right)^{-1} \mathbf{X}_p^\top \eta. \end{aligned} \quad (9)$$

The first term in (9) can be written as

$$\begin{aligned} \mathbf{x}_{1,p}^\top \left(\hat{\boldsymbol{\Sigma}} + \lambda \mathbf{I}_p \right)^{-1} \hat{\boldsymbol{\Sigma}} \boldsymbol{\beta}_p &= \mathbf{x}_{1,p}^\top \boldsymbol{\beta}_p - \lambda \mathbf{x}_{1,p}^\top \left(\hat{\boldsymbol{\Sigma}} + \lambda \mathbf{I}_p \right)^{-1} \boldsymbol{\beta}_p \\ &= \mathbf{x}_{1,p}^\top \boldsymbol{\beta}_p - \lambda \mathbf{x}_{1,p}^\top \left[\frac{1}{n} \mathbf{x}_{1,p} \mathbf{x}_{1,p}^\top + \mathbf{A}_\lambda \right]^{-1} \boldsymbol{\beta}_p \\ &= \mathbf{x}_{1,p}^\top \boldsymbol{\beta}_p - \lambda \mathbf{x}_{1,p}^\top \left[\mathbf{A}_\lambda^{-1} - \frac{\mathbf{A}_\lambda^{-1} \mathbf{x}_{1,p} \mathbf{x}_{1,p}^\top \mathbf{A}_\lambda^{-1}}{n + \mathbf{x}_{1,p}^\top \mathbf{A}_\lambda^{-1} \mathbf{x}_{1,p}} \right] \boldsymbol{\beta}_p \\ &= \mathbf{x}_{1,p}^\top (\mathbf{I}_p - \lambda \mathbf{A}_\lambda^{-1}) \boldsymbol{\beta}_p + \frac{\lambda \mathbf{x}_{1,p}^\top \mathbf{A}_\lambda^{-1} \mathbf{x}_{1,p} \mathbf{x}_{1,p}^\top \mathbf{A}_\lambda^{-1} \boldsymbol{\beta}_p}{n + \mathbf{x}_{1,p}^\top \mathbf{A}_\lambda^{-1} \mathbf{x}_{1,p}} \\ &= \mathbf{x}_{1,p}^\top \left(\mathbf{I}_p - \frac{\lambda}{1 + (1/n) \mathbf{x}_{1,p}^\top \mathbf{A}_\lambda^{-1} \mathbf{x}_{1,p}} \mathbf{A}_\lambda^{-1} \right) \boldsymbol{\beta}_p \end{aligned}$$

Hence, since $\beta_i \sim (0, \frac{1}{D} \mathbf{I}_D)$, using Lemma A.6, The first term in (9) converges to a gaussian with zero mean and variance

$$\begin{aligned} \lim_{n \rightarrow \infty} \frac{1}{D} \left\| \hat{\boldsymbol{\Sigma}} \left(\hat{\boldsymbol{\Sigma}} + \lambda \mathbf{I}_p \right)^{-1} \mathbf{x}_{1,p} \right\|_2^2 &= \lim_{n \rightarrow \infty} \frac{1}{D} \left\| \left(\mathbf{I}_p - \frac{\lambda}{1 + (1/n) \mathbf{x}_{1,p}^\top \mathbf{A}_\lambda^{-1} \mathbf{x}_{1,p}} \mathbf{A}_\lambda^{-1} \right) \mathbf{x}_{1,p} \right\|_2^2 \\ &= \frac{\|\mathbf{x}_{1,p}\|_2^2}{D} \left(1 - \frac{2\lambda g(-\lambda)}{1 + \frac{\gamma \|\mathbf{x}_{1,p}\|_2^2}{p} g(-\lambda)} + \frac{\lambda^2 g'(-\lambda)}{\left(1 + \frac{\gamma \|\mathbf{x}_{1,p}\|_2^2}{p} g(-\lambda) \right)^2} \right). \end{aligned}$$

where for the second equality we have used the fact that using Lemma A.5 by setting $\mathbf{C}_n = (1/n) \mathbf{x}_{1,p} \mathbf{x}_{1,p}^\top$, as $n \rightarrow \infty$, such that $p/n = \gamma$, almost surely,

$$\frac{1}{n} \mathbf{x}_{1,p}^\top \mathbf{A}_\lambda^{-1} \mathbf{x}_{1,p} \rightarrow \frac{1}{n} \|\mathbf{x}_{1,p}\|_2^2 g(-\lambda), \quad \frac{1}{n} \mathbf{x}_{1,p}^\top \mathbf{A}_\lambda^{-2} \mathbf{x}_{1,p} \rightarrow \frac{1}{n} \|\mathbf{x}_{1,p}\|_2^2 g'(-\lambda).$$

Now consider the second term in (9). It can be written as

$$\begin{aligned} \mathbf{x}_{1,p}^\top \left(\mathbf{X}_p^\top \mathbf{X}_p + n\lambda \mathbf{I}_p \right)^{-1} \mathbf{X}_p^\top \boldsymbol{\eta} &= \mathbf{x}_{1,p}^\top \left(\mathbf{X}_p^\top \mathbf{X}_p + n\lambda \mathbf{I}_p \right)^{-1} \mathbf{x}_{1,p}^\top \boldsymbol{\eta}_1 + \sum_{i=2}^n \mathbf{x}_{1,p}^\top \left(\mathbf{X}_p^\top \mathbf{X}_p + n\lambda \mathbf{I}_p \right)^{-1} \mathbf{x}_{i,p}^\top \boldsymbol{\eta}_i \\ &= A\boldsymbol{\eta}_1 + \sum_{i=2}^n B_i \boldsymbol{\eta}_i. \end{aligned}$$

First consider

$$\begin{aligned} A &= \frac{1}{n} \mathbf{x}_{1,p}^\top \left(\frac{1}{n} \mathbf{x}_{1,p} \mathbf{x}_{1,p}^\top + \lambda \mathbf{I}_p + \underbrace{\frac{1}{n} \sum_{i=2}^n \mathbf{x}_{i,p} \mathbf{x}_{i,p}^\top}_{\mathbf{A}_\lambda} \right)^{-1} \mathbf{x}_{i,p} \\ &= \frac{1}{n} \mathbf{x}_{1,p}^\top \left(\mathbf{A}_\lambda^{-1} - \frac{\mathbf{A}_\lambda^{-1} \mathbf{x}_{1,p} \mathbf{x}_{1,p}^\top \mathbf{A}_\lambda^{-1}}{n + \mathbf{x}_{1,p}^\top \mathbf{A}_\lambda^{-1} \mathbf{x}_{1,p}} \right) \mathbf{x}_{1,p} \\ &= \frac{1}{n} \mathbf{x}_{1,p}^\top \mathbf{A}_\lambda^{-1} \mathbf{x}_{1,p} \left(1 - \frac{\mathbf{x}_{1,p}^\top \mathbf{A}_\lambda^{-1} \mathbf{x}_{1,p}}{n + \mathbf{x}_{1,p}^\top \mathbf{A}_\lambda^{-1} \mathbf{x}_{1,p}} \right) \\ &= \frac{\mathbf{x}_{1,p}^\top \mathbf{A}_\lambda^{-1} \mathbf{x}_{1,p}}{n + \mathbf{x}_{1,p}^\top \mathbf{A}_\lambda^{-1} \mathbf{x}_{1,p}} \xrightarrow{a.s.} \frac{\gamma g(-\lambda) (\|\mathbf{x}_{1,p}\|_2^2 / p)}{1 + \gamma g(-\lambda) (\|\mathbf{x}_{1,p}\|_2^2 / p)}. \end{aligned}$$

Now, consider

$$\begin{aligned} B_2 &= \frac{1}{n} \mathbf{x}_{1,p}^\top \left(\frac{1}{n} \mathbf{U} \mathbf{U}^\top + \lambda \mathbf{I}_p + \underbrace{\frac{1}{n} \sum_{i=3}^n \mathbf{x}_{i,p} \mathbf{x}_{i,p}^\top}_{\mathbf{A}_{2,\lambda}} \right)^{-1} \mathbf{x}_{i,p}; \quad \mathbf{U} \triangleq [\mathbf{x}_{1,p} \quad \mathbf{x}_{2,p}] \\ &= \frac{1}{n} \mathbf{x}_{1,p}^\top \left[\mathbf{A}_{2,\lambda}^{-1} - \underbrace{\mathbf{A}_{2,\lambda}^{-1} \mathbf{U} \left(n\lambda \mathbf{I}_p + \mathbf{U}^\top \mathbf{A}_{2,\lambda}^{-1} \mathbf{U} \right)^{-1} \mathbf{U}^\top \mathbf{A}_{2,\lambda}^{-1}}_{\mathbf{C}_2} \right] \mathbf{x}_{2,p}. \end{aligned}$$

We have

$$\begin{aligned} \mathbf{C}_2 &= [\mathbf{A}_{2,\lambda}^{-1} \mathbf{x}_{1,p} \quad \mathbf{A}_{2,\lambda}^{-1} \mathbf{x}_{2,p}] \begin{bmatrix} n\lambda + \mathbf{x}_{1,p}^\top \mathbf{A}_{2,\lambda}^{-1} \mathbf{x}_{1,p} & \mathbf{x}_{1,p}^\top \mathbf{A}_{2,\lambda}^{-1} \mathbf{x}_{2,p} \\ \mathbf{x}_{2,p}^\top \mathbf{A}_{2,\lambda}^{-1} \mathbf{x}_{1,p} & n\lambda + \mathbf{x}_{2,p}^\top \mathbf{A}_{2,\lambda}^{-1} \mathbf{x}_{2,p} \end{bmatrix}^{-1} \begin{bmatrix} \mathbf{x}_{1,p}^\top \mathbf{A}_{2,\lambda}^{-1} \\ \mathbf{x}_{2,p}^\top \mathbf{A}_{2,\lambda}^{-1} \end{bmatrix} \\ &= \left[\underbrace{\left(n\lambda + \mathbf{x}_{1,p}^\top \mathbf{A}_{2,\lambda}^{-1} \mathbf{x}_{1,p} \right) \left(n\lambda + \mathbf{x}_{2,p}^\top \mathbf{A}_{2,\lambda}^{-1} \mathbf{x}_{2,p} \right) - \mathbf{x}_{1,p}^\top \mathbf{A}_{2,\lambda}^{-1} \mathbf{x}_{2,p} \mathbf{x}_{2,p}^\top \mathbf{A}_{2,\lambda}^{-1} \mathbf{x}_{1,p}}_{D_2} \right]^{-1} \tilde{\mathbf{C}}_2. \end{aligned}$$

We have

$$\begin{aligned} \tilde{\mathbf{C}}_2 &= [\mathbf{A}_{2,\lambda}^{-1} \mathbf{x}_{1,p} \quad \mathbf{A}_{2,\lambda}^{-1} \mathbf{x}_{2,p}] \begin{bmatrix} n\lambda + \mathbf{x}_{2,p}^\top \mathbf{A}_{2,\lambda}^{-1} \mathbf{x}_{2,p} & -\mathbf{x}_{1,p}^\top \mathbf{A}_{2,\lambda}^{-1} \mathbf{x}_{2,p} \\ -\mathbf{x}_{2,p}^\top \mathbf{A}_{2,\lambda}^{-1} \mathbf{x}_{1,p} & n\lambda + \mathbf{x}_{1,p}^\top \mathbf{A}_{2,\lambda}^{-1} \mathbf{x}_{1,p} \end{bmatrix} \begin{bmatrix} \mathbf{x}_{1,p}^\top \mathbf{A}_{2,\lambda}^{-1} \\ \mathbf{x}_{2,p}^\top \mathbf{A}_{2,\lambda}^{-1} \end{bmatrix} \\ &= \left(n\lambda + \mathbf{x}_{2,p}^\top \mathbf{A}_{2,\lambda}^{-1} \mathbf{x}_{2,p} \right) \mathbf{A}_{2,\lambda}^{-1} \mathbf{x}_{1,p} \mathbf{x}_{1,p}^\top \mathbf{A}_{2,\lambda}^{-1} - \mathbf{x}_{1,p}^\top \mathbf{A}_{2,\lambda}^{-1} \mathbf{x}_{2,p} \mathbf{A}_{2,\lambda}^{-1} \mathbf{x}_{1,p} \mathbf{x}_{2,p}^\top \mathbf{A}_{2,\lambda}^{-1} \\ &\quad - \mathbf{x}_{2,p}^\top \mathbf{A}_{2,\lambda}^{-1} \mathbf{x}_{1,p} \mathbf{A}_{2,\lambda}^{-1} \mathbf{x}_{2,p} \mathbf{x}_{1,p}^\top \mathbf{A}_{2,\lambda}^{-1} + \left(n\lambda + \mathbf{x}_{1,p}^\top \mathbf{A}_{2,\lambda}^{-1} \mathbf{x}_{1,p} \right) \mathbf{A}_{2,\lambda}^{-1} \mathbf{x}_{2,p} \mathbf{x}_{2,p}^\top \mathbf{A}_{2,\lambda}^{-1}. \end{aligned}$$

Thus,

$$\begin{aligned}
B_2 &= \frac{1}{n} \mathbf{x}_{1,p}^\top \left[\mathbf{A}_{2,\lambda}^{-1} - \frac{\tilde{\mathbf{C}}_2}{D_2} \right] \mathbf{x}_{2,p} \\
&= \frac{\mathbf{x}_{1,p}^\top}{n} \left\{ \mathbf{A}_{2,\lambda}^{-1} - \left[\left(n\lambda + \mathbf{x}_{1,p}^\top \mathbf{A}_{2,\lambda}^{-1} \mathbf{x}_{1,p} \right) \left(n\lambda + \mathbf{x}_{2,p}^\top \mathbf{A}_{2,\lambda}^{-1} \mathbf{x}_{2,p} \right) - \mathbf{x}_{1,p}^\top \mathbf{A}_{2,\lambda}^{-1} \mathbf{x}_{2,p} \mathbf{x}_{2,p}^\top \mathbf{A}_{2,\lambda}^{-1} \mathbf{x}_{1,p} \right]^{-1} \right. \\
&\quad \left[\left(n\lambda + \mathbf{x}_{2,p}^\top \mathbf{A}_{2,\lambda}^{-1} \mathbf{x}_{2,p} \right) \mathbf{A}_{2,\lambda}^{-1} \mathbf{x}_{1,p} \mathbf{x}_{1,p}^\top \mathbf{A}_{2,\lambda}^{-1} - \mathbf{x}_{1,p}^\top \mathbf{A}_{2,\lambda}^{-1} \mathbf{x}_{2,p} \mathbf{A}_{2,\lambda}^{-1} \mathbf{x}_{1,p} \mathbf{x}_{2,p}^\top \mathbf{A}_{2,\lambda}^{-1} \right. \\
&\quad \left. \left. - \mathbf{x}_{2,p}^\top \mathbf{A}_{2,\lambda}^{-1} \mathbf{x}_{1,p} \mathbf{A}_{2,\lambda}^{-1} \mathbf{x}_{2,p} \mathbf{x}_{1,p}^\top \mathbf{A}_{2,\lambda}^{-1} + \left(n\lambda + \mathbf{x}_{1,p}^\top \mathbf{A}_{2,\lambda}^{-1} \mathbf{x}_{1,p} \right) \mathbf{A}_{2,\lambda}^{-1} \mathbf{x}_{2,p} \mathbf{x}_{2,p}^\top \mathbf{A}_{2,\lambda}^{-1} \right] \right\} \mathbf{x}_{2,p}.
\end{aligned}$$

using Lemma A.5 by setting $\mathbf{C}_n = (1/n) \mathbf{x} \mathbf{x}^\top$, as $n, p \rightarrow \infty$, such that $p/n = \gamma$, almost surely,

$$\frac{1}{n} \mathbf{x}^\top \mathbf{A}_\lambda^{-2} \mathbf{x} \rightarrow \frac{\|\mathbf{x}\|_2^2}{n} g(-\lambda).$$

Hence, letting $n \rightarrow \infty$, B_2 converges weakly to

$$\begin{aligned}
B'_2 &= \frac{1}{n} \mathbf{x}_{1,p}^\top \mathbf{A}_{2,\lambda}^{-1} \left\{ \mathbf{A}_{2,\lambda} - \left[\left(\lambda + g(-\lambda) \frac{\|\mathbf{x}_{1,p}\|_2^2}{n} \right) \left(\lambda + g(-\lambda) \frac{\|\mathbf{x}_{2,p}\|_2^2}{n} \right) - \left(\frac{\mathbf{x}_{1,p}^\top \mathbf{A}_{2,\lambda}^{-1} \mathbf{x}_{2,p}}{n} \right)^2 \right]^{-1} \right. \\
&\quad \left[\left(\lambda + g(-\lambda) \frac{\|\mathbf{x}_{2,p}\|_2^2}{n} \right) \frac{\mathbf{x}_{1,p} \mathbf{x}_{1,p}^\top}{n} - \left(\frac{\mathbf{x}_{1,p}^\top \mathbf{A}_{2,\lambda}^{-1} \mathbf{x}_{2,p}}{n} \right) \left(\frac{\mathbf{x}_{1,p} \mathbf{x}_{2,p}^\top}{n} + \frac{\mathbf{x}_{2,p} \mathbf{x}_{1,p}^\top}{n} \right) \right. \\
&\quad \left. \left. + \left(\lambda + g(-\lambda) \frac{\|\mathbf{x}_{1,p}\|_2^2}{n} \right) \frac{\mathbf{x}_{2,p} \mathbf{x}_{2,p}^\top}{n} \right] \right\} \mathbf{A}_{2,\lambda}^{-1} \mathbf{x}_{2,p} \\
&= \frac{1}{n} \mathbf{x}_{1,p}^\top \mathbf{A}_{2,\lambda}^{-1} \mathbf{x}_{2,p} \frac{\lambda^2}{\left(\lambda + g(-\lambda) \frac{\|\mathbf{x}_{1,p}\|_2^2}{n} \right) \left(\lambda + g(-\lambda) \frac{\|\mathbf{x}_{2,p}\|_2^2}{n} \right) - \left(\frac{\mathbf{x}_{1,p}^\top \mathbf{A}_{2,\lambda}^{-1} \mathbf{x}_{2,p}}{n} \right)^2}.
\end{aligned}$$

Note that by LLN, $(1/n) \|\mathbf{x}_{2,p}\|_2^2 \rightarrow \gamma$ and $(1/n^2) \left(\mathbf{x}_{1,p}^\top \mathbf{A}_{2,\lambda}^{-1} \mathbf{x}_{2,p} \right)^2 \rightarrow 0$. Further, since $\mathbf{x}_{2,p} \sim (0, \mathbf{I}_p)$, using Lemma A.6, as $n \rightarrow \infty$, $(1/\sqrt{n}) \mathbf{x}_{1,p}^\top \mathbf{A}_{2,\lambda}^{-1} \mathbf{x}_{2,p}$ converges to a gaussian with mean zero and variance

$$\lim_{n \rightarrow \infty} \frac{1}{n} \|\mathbf{A}_{2,\lambda}^{-1} \mathbf{x}_{1,p}\|_2^2 = \lim_{n \rightarrow \infty} \frac{1}{n} \mathbf{x}_{1,p}^\top \mathbf{A}_{2,\lambda}^{-2} \mathbf{x}_{1,p} = \frac{1}{n} \|\mathbf{x}_{1,p}\|_2^2 g'(-\lambda)$$

where for the second equality we have used Lemma A.5 with $\mathbf{C}_n = (1/n) \mathbf{x}_{1,p} \mathbf{x}_{1,p}^\top$. Hence, B_2 converges weakly to

$$\frac{\tilde{\sigma}}{n} \mathbf{x}_{1,p}^\top \mathbf{A}_{2,\lambda}^{-1} \mathbf{x}_{2,p} \xrightarrow{\mathcal{D}} \mathcal{N} \left(0, \frac{\gamma \tilde{\sigma}^2 \|\mathbf{x}_{1,p}\|_2^2}{pn} g'(-\lambda) \right)$$

where

$$\tilde{\sigma} = \frac{\lambda^2}{\lambda^2 + \gamma \lambda g(-\lambda) \left[1 + \frac{\|\mathbf{x}_{1,p}\|_2^2}{p} \right] + \gamma^2 m^2(-\lambda) \frac{\|\mathbf{x}_{1,p}\|_2^2}{p}}.$$

By symmetry over i , $\sum_{i=2}^n B_i^2 = (n-1) B_2^2$ that converges almost surely to $\frac{\gamma \tilde{\sigma}^2 \|\mathbf{x}_{1,p}\|_2^2}{p} g'(-\lambda)$. Therefore using Lemma A.6

$$\sum_{i=2}^n B_i \eta_i \xrightarrow{\mathcal{D}} \mathcal{N} \left(0, \left(\sigma^2 + 1 - \frac{p}{D} \right) \gamma \tilde{\sigma}^2 \frac{\|\mathbf{x}_{1,p}\|_2^2}{p} g'(-\lambda) \right).$$

Thus, by independence of β_p and η_i 's, as $n, p \rightarrow \infty$ the output y converges in distribution to a gaussian with zero mean and variance

$$\begin{aligned} & \left[\left(\frac{\lambda^2}{(\lambda + \gamma g(-\lambda))(\lambda + \gamma \frac{\|\mathbf{x}_{1,p}\|_2^2}{p} g(-\lambda))} \right)^2 \gamma g'(-\lambda) \frac{\|\mathbf{x}_{1,p}\|_2^2}{p} \right] \left(\sigma^2 + 1 - \frac{p}{D} \right) \\ & + \left(\frac{\gamma g(-\lambda) \frac{\|\mathbf{x}_{1,p}\|_2^2}{p}}{1 + \gamma g(-\lambda) \frac{\|\mathbf{x}_{1,p}\|_2^2}{p}} \right)^2 \left(\sigma^2 + \frac{\|\mathbf{x}_{1,p}\|_2^2}{D} \right) + \left(1 - \frac{2\lambda g(-\lambda)}{1 + \frac{\gamma \|\mathbf{x}_{1,p}\|_2^2}{p} g(-\lambda)} + \frac{\lambda^2 g'(-\lambda)}{\left(1 + \frac{\gamma \|\mathbf{x}_{1,p}\|_2^2}{p} g(-\lambda) \right)^2} \right) \frac{\|\mathbf{x}_{1,p}\|_2^2}{D}, \end{aligned}$$

which completes the proof.

References

- [1] “Google Prediction API, vertex AI.” <https://cloud.google.com/vertex-ai>. Accessed: 2022-01-27.
- [2] “Machine Learning on AWS.” <https://aws.amazon.com/machine-learning/>. Accessed: 2022-01-27.
- [3] “Microsoft Machine Learning Studio.” <https://studio.azureml.net/>. Accessed: 2022-01-27.
- [4] “Open AI’s API.” <https://openai.com/api/>. Accessed: 2022-01-27.
- [5] N. Carlini, F. Tramer, E. Wallace, M. Jagielski, A. Herbert-Voss, K. Lee, A. Roberts, T. Brown, D. Song, U. Erlingsson, *et al.*, “Extracting training data from large language models,” in *30th USENIX Security Symposium*, pp. 2633–2650, 2021.
- [6] B. Liu, M. Ding, S. Shaham, W. Rahayu, F. Farokhi, and Z. Lin, “When machine learning meets privacy: A survey and outlook,” *ACM Computing Surveys*, vol. 54, Mar. 2021.
- [7] W. Fedus, B. Zoph, and N. Shazeer, “Switch transformers: Scaling to trillion parameter models with simple and efficient sparsity,” *arXiv preprint arXiv:2101.03961*, 2021.
- [8] J. Lin, A. Yang, J. Bai, C. Zhou, L. Jiang, X. Jia, A. Wang, J. Zhang, Y. Li, W. Lin, *et al.*, “M6-10t: A sharing-delinking paradigm for efficient multi-trillion parameter pretraining,” *arXiv preprint arXiv:2110.03888*, 2021.
- [9] M. Belkin, D. Hsu, S. Ma, and S. Mandal, “Reconciling modern machine-learning practice and the classical bias–variance trade-off,” *Proceedings of the National Academy of Sciences*, vol. 116, no. 32, pp. 15849–15854, 2019.
- [10] Y. Dar, V. Muthukumar, and R. G. Baraniuk, “A farewell to the bias-variance tradeoff? an overview of the theory of overparameterized machine learning,” *arXiv preprint arXiv:2109.02355*, 2021.
- [11] K. Leino and M. Fredrikson, “Stolen memories: Leveraging model memorization for calibrated White-Box membership inference,” in *29th USENIX Security Symposium*, pp. 1605–1622, Aug. 2020.
- [12] S. Yeom, I. Giacomelli, M. Fredrikson, and S. Jha, “Privacy risk in machine learning: Analyzing the connection to overfitting,” in *2018 IEEE 31st Computer Security Foundations Symposium*, pp. 268–282, 2018.
- [13] N. Carlini, S. Chien, M. Nasr, S. Song, A. Terzis, and F. Tramer, “Membership inference attacks from first principles,” *arXiv preprint arXiv:2112.03570*, 2021.
- [14] H. Hu, Z. Salcic, G. Dobbie, and X. Zhang, “Membership inference attacks on machine learning: A survey,” *arXiv preprint arXiv:2103.07853*, 2021.
- [15] R. Shokri, M. Stronati, C. Song, and V. Shmatikov, “Membership inference attacks against machine learning models,” in *2017 IEEE Symposium on Security and Privacy*, pp. 3–18, 2017.
- [16] Y. Long, V. Bindschaedler, and C. A. Gunter, “Towards measuring membership privacy,” *arXiv preprint arXiv:1712.09136*, 2017.
- [17] A. Salem, Y. Zhang, M. Humbert, P. Berrang, M. Fritz, and M. Backes, “ML-leaks: Model and data independent membership inference attacks and defenses on machine learning models,” *arXiv preprint arXiv:1806.01246*, 2018.
- [18] C. A. Choquette-Choo, F. Tramer, N. Carlini, and N. Papernot, “Label-only membership inference attacks,” in *Proceedings of the 38th International Conference on Machine Learning*, vol. 139, pp. 1964–1974, Jul. 2021.

- [19] Y. Kaya and T. Dumitras, “When does data augmentation help with membership inference attacks?,” in *International Conference on Machine Learning*, pp. 5345–5355, 2021.
- [20] E. Galinkin, “The influence of dropout on membership inference in differentially private models,” *arXiv preprint arXiv:2103.09008*, 2021.
- [21] A. Bagmar, S. R. Maiya, S. Bidwalka, and A. Deshpande, “Membership inference attacks on lottery ticket networks,” *arXiv preprint arXiv:2108.03506*, 2021.
- [22] S. Rezaei, Z. Shafiq, and X. Liu, “Accuracy-privacy trade-off in deep ensemble,” *arXiv preprint arXiv:2105.05381*, 2021.
- [23] M. Belkin, D. Hsu, and J. Xu, “Two models of double descent for weak features,” *SIAM Journal on Mathematics of Data Science*, vol. 2, no. 4, pp. 1167–1180, 2020.
- [24] T. Hastie, A. Montanari, S. Rosset, and R. J. Tibshirani, “Surprises in high-dimensional ridgeless least squares interpolation,” *arXiv preprint arXiv:1903.08560*, 2019.
- [25] A. Sablayrolles, M. Douze, C. Schmid, Y. Ollivier, and H. Jégou, “White-box vs black-box: Bayes optimal strategies for membership inference,” in *International Conference on Machine Learning*, pp. 5558–5567, 2019.
- [26] P. L. Bartlett, P. M. Long, G. Lugosi, and A. Tsigler, “Benign overfitting in linear regression,” *Proceedings of the National Academy of Sciences*, vol. 117, no. 48, pp. 30063–30070, 2020.
- [27] A. Tsigler and P. L. Bartlett, “Benign overfitting in ridge regression,” *arXiv preprint arXiv:2009.14286*, 2020.
- [28] J. Ye, A. Maddi, S. K. Murakonda, and R. Shokri, “Enhanced membership inference attacks against machine learning models,” *arXiv preprint arXiv:2111.09679*, 2021.
- [29] C. Dwork, “Differential privacy: A survey of results,” in *International Conference on Theory and Applications of Models of Computation*, pp. 1–19, 2008.
- [30] R. Sarathy and K. Muralidhar, “Evaluating Laplace noise addition to satisfy differential privacy for numeric data,” *Transactions on Data Privacy*, vol. 4, no. 1, pp. 1–17, 2011.
- [31] A. Rahimi and B. Recht, “Random features for large-scale kernel machines,” in *Proceedings of the 20th International Conference on Neural Information Processing Systems*, pp. 1177–1184, 2007.
- [32] Y. Cho, *Kernel Methods for Deep Learning*. PhD thesis, University of California, San Diego, 2012.
- [33] F. Rubio and X. Mestre, “Spectral convergence for a general class of random matrices,” *Statistics & Probability Letters*, vol. 81, no. 5, pp. 592–602, 2011.
- [34] E. Dobriban and Y. Sheng, “Wonder: Weighted one-shot distributed ridge regression in high dimensions,” *Journal of Machine Learning Research*, vol. 21, pp. 66–1, 2020.
- [35] E. Dobriban and Y. Sheng, “Distributed linear regression by averaging,” *The Annals of Statistics*, vol. 49, no. 2, pp. 918–943, 2021.
- [36] R. D. Cook and L. Forzani, “On the mean and variance of the generalized inverse of a singular Wishart matrix,” *Electronic Journal of Statistics*, vol. 5, pp. 146–158, 2011.