

# Saving Brian's Privacy: the Perils of Privacy Exposure through Reverse DNS

Olivier van der Toorn, Raffaele Sommesse, Anna Sperotto, Roland van Rijswijk-Deij, Mattijs Jonker  
*Faculty of Electrical Engineering, Mathematics and Computer Science*  
*University of Twente, the Netherlands*

## Abstract

Given the importance of privacy, many Internet protocols are nowadays designed with privacy in mind (e.g., using TLS for *confidentiality*). Foreseeing all privacy issues at the time of protocol design, however, is challenging and may become near impossible when interaction out of protocol bounds occurs.

One demonstrably not well understood interaction occurs when DHCP exchanges are accompanied by automated changes to the global DNS, for example to dynamically add hostnames for allocated IP addresses. As we will substantiate in this paper, this is a privacy risk: the presence of specific clients and network dynamics may be learned from virtually *anywhere* on the Internet, even if other mechanisms to limit tracking by outsiders (e.g., blocking pings) are in place.

We present a first of its kind study into this risk. We identify networks that expose client identifiers in reverse DNS records and study the relation between the presence of clients and said records. Our results show a strong link: in 9 out of 10 cases, records linger for at most an hour, for a selection of academic, enterprise and ISP networks alike. We also demonstrate how client patterns and network dynamics can be learned, by tracking devices owned by persons named *Brian* over time, revealing shifts in work patterns caused by COVID-19 related work-from-home measures, and by determining a good time to stage a heist.

## 1 Introduction

Data privacy violations frequently headline the news. Notorious incidents from the past years have often involved threat actors, questionable data processing practices, or human error. Given the importance of privacy, many Internet protocols are nowadays designed with privacy in mind (e.g., using TLS for *confidentiality*). It is however challenging to foresee all privacy issues at protocol design, and it may become infeasible if interaction out of protocol bounds can occur.

One protocol that has prompted privacy concerns is the Dynamic Host Configuration Protocol (DHCP), which is a network management protocol that is used to dynamically assign

IP addresses to devices on a network. DHCP uses a client-server model and allows for clients to send optional communication parameters to the server. A number of research efforts have focused on DHCP privacy, demonstrating that locally monitoring and sniffing DHCP messages – which can contain unique client identifiers – enables geotemporal tracking of clients, even if clients move between networks [2, 3, 22]. Groat et al. [9] even introduce the idea of remotely monitoring DHCP client devices, using compromised DHCPv6 relays.

DHCP exchanges can be accompanied by changes to the Domain Name System (DNS): DHCP servers can update *local* name services, but changes to the *global* DNS can also be made, for example by adding hostnames (i.e., PTR records) for allocated IP addresses. RFC 7844 [11] recognizes the privacy risk of carrying over unique client identifiers from DHCP options to DNS, but the extent to which this happens in practice has not yet been investigated. Furthermore, making automated changes to DNS records based on DHCP exchanges, regardless of record content, is in itself a privacy risk that seems to have stayed under the radar so far. As we will demonstrate, this practice allows network dynamics to be observed from virtually *anywhere* on the Internet.

In this paper, we perform a first of its kind study into these risks. Our contributions are:

- We show that DNS records contain unique identifiers in practice, even including sensitive information such as client device types and owner names;
- We demonstrate that networks of varying types (academic, enterprise, ISP) expose such information;
- We analyze the relation between the presence of dynamically added hostnames in the DNS and the presence of client devices on networks;
- We demonstrate that outsiders can use reverse DNS to: track specific clients and learn network dynamics; and
- We discuss possible causes and ways to mitigate the risk.

The remainder of this paper is organized as follows. In Section 2 we provide background information and discuss related work. We document ethical considerations in Section 3 and detail our methodology in Section 4. In Section 5 we demonstrate the potential to infer network client presence based on Reverse DNS (rDNS). In Section 6 we present a number of case studies, to show how client patterns and network dynamics can be learned. In Section 7 we discuss our findings and possible steps toward mitigating the privacy risk. Finally, in Section 8 we conclude.

## 2 Background & Related Work

### 2.1 Background

In this section we provide background information on *reverse* and *forward* DNS, the DHCP, and IP Address Management (IPAM) systems.

**DNS** The DNS is a critical component of the Internet and can be seen as its *phonebook*. It is responsible for translating between human-readable names and IP addresses. The DNS is operated as a distributed hierarchical database, in which parts of the namespace are delegated to different parties [17]. The DNS is typically used to translate domain names to IP addresses, which is referred to as *forward* DNS. The DNS also enables *reverse* resolution, in which an IP address is translated to a hostname. The DNS uses special zones for this purpose. The `in-addr.arpa.` zone is used to translate IPv4 addresses to hostnames [18]. This zone contains so-called PTR records, which one can query for by using a reversed form of the IP address one wishes to translate. With this reversed form, the DNS can be queried similarly as with forward DNS, except that a PTR record is requested, rather than an A record. Example 1 provides an example of a reverse DNS name.

What?	Value
IP address to translate	93.184.216.34
Reversed DNS query	34.216.184.93.in-addr.arpa.

Example 1: Reverse IPv4 Example

**DHCP** The Dynamic Host Configuration Protocol (DHCP) is a network management protocol that can be used to dynamically assign IP addresses to devices on a network, using a client-server model. When a client device wishes to join the network it can issue a DHCP address request to DHCP servers, either via broadcast or unicast if a server address is already known. The DHCP server can offer and subsequently allocate an IP address to the client for a set amount of time. Upon allocation, the client is told which address it is allowed to use and for how long. This allocation is called the DHCP lease and before it expires, the client can request renewal. If

a lease expires, the associated IP address is considered re-allocable. When a client leaves the network it can signal to the DHCP server, through a release message, that it is in the process of leaving the network. The server can then reallocate the IP address sooner. Release messages are not always sent, as clients can go out of range, or users may unplug devices from the network abruptly.

DHCP client-server exchanges involve more information than the allocated IP address and expiration time. The server can convey communication parameters such as the default gateway. The client in turn can send information such as an optional `Host Name` [1] or `Client FQDN` [21]. The prior is commonly used by DHCP servers to identify hosts and also to update the address of the host in *local* name services. The latter would allow the server to update *global* name services, if the client so desires (cf. §3.3 in [21]).

**IPAM Systems** IP Address Management (IPAM) systems allow network operators to manage various parts of the IP address infrastructure. These systems are typically used in larger enterprises, where manually managing IP address space (e.g., assigning subnets or IP addresses) is no longer feasible. IPAM systems can be used to manage DHCP as well DNS.

**DHCP and DNS Interplay** DHCP and DNS can be linked together, through IPAM systems or by other means. When they are linked, then if a client requests a DHCP lease and is allocated an IP address, various changes to the DNS related to the IP address are made automatically. For example, the DHCP server can update information for the allocated IP address in local name services, which it may do on the basis of the previously mentioned, client-provided `Host Name`.<sup>1</sup>

Automated changes to DNS are not limited to *local* name services. Changes to the *global* DNS can also be made. For example, upon allocation, a hostname can be assigned to the allocated IP address by adding a PTR record to the (global) DNS. Evidently, if such changes are made as clients join or leave the network, one may be able to learn network dynamics by capturing DNS changes. The privacy risk further increases if client-provided parameters are used in DNS updates. RFC 7844 [11] recognizes the potential risk of carrying-over unique identifiers to the DNS. As we will show, the makes, models and even owner names of devices running the DHCP client can appear in DNS data (e.g., *Brian’s Galaxy Note9*).

### 2.2 Related Work

We discuss related work over several dimensions: inferring information from rDNS, DNS and privacy, and DHCP and privacy.

<sup>1</sup>Note that `hostname` is commonly used to refer to the name to which an IP address translates (i.e., the name in its PTR record). We use `Host Name` to refer to the DHCP client parameter throughout this paper to avoid ambiguity.

**Information in hostnames** It is known in the literature that reverse DNS can reveal information about hosts. Various works exist in which authors successfully use hostnames to gain insights into Internet infrastructure and topology. Central to such works is the notion that hostnames can encode meaningful information. Chabarek et al. [6] used reverse DNS data to study part of the Internet core, by inferring link speeds of router and switch interfaces from hostnames. Huffaker et al. extract geographic information from hostnames [10], using a dictionary of city names and airport codes. Follow-up works by Luckie et al. focus on learning how to extract autonomous systems and network names from hostnames [15, 16].

The aforementioned works focus mostly on core infrastructure such as routers. Lee et al. [14] instead shift focus to end-users, i.e., customers of Internet Service Providers (ISPs). In their paper, they study means to infer the connection types of hosts in access networks. Zhang et al. [25], in turn, infer and geolocate topology in regional access networks, with the aim of studying architectural choices made by ISPs.

While all these works extract meaningful information from hostnames, to the best of our knowledge none exist that consider what can be learned about networks by observing automated and continual changes to rDNS records. We bridge this gap and reveal that rDNS changes can provide insight into network dynamics and client behaviors. A common assumption in related work also seems to be that meaningful information is included in rDNS by network operators on purpose. We instead take the first steps towards substantiating that reverse DNS can inadvertently contain privacy-sensitive information.

**DNS and Privacy** The DNS is no stranger when it comes to privacy considerations on the Internet. In fact, DNS privacy has received a lot of attention over the past years. Often, the focus is on keeping interactions with the DNS confidential, or on aspects of DNS data sharing and processing [12, 13, 23, 24]. An example is QNAME-minimization [4, 7], which helps improve privacy by minimizing information sent from the recursive to upstream name servers. Other examples involve efforts to add confidentiality by encrypting queries and answers, for example via DNS-over-HTTPS (DoH) or -over-TLS (DoT).

Generally speaking, studies that relate to the DNS often involve *forward* DNS. The reverse side of DNS is less frequently studied.

**DHCP and Privacy** The DHCP protocol has given rise to privacy concerns, which led to discussions in the Dynamic Host Configuration (DHC) working group. These discussions resulted in RFC 7844 [11], which recognizes that DHCP client messages can contain unique identifiers. Such identifiers can be used to track clients, even if devices take care of randomizing other link-layer identifiers such as MAC addresses. RFC 7844 also recognizes that identifiers can carry-over to the DNS. They propose anonymity profiles, which minimize disclosure of client-identifying information in DHCP messages.

Tront et al. [22] proposed using a dynamic DHCP unique identifier (DUID) based on the same randomization technique used in IPv6 privacy extensions. Groat et al. [9] show how the use of DHCPv6 to overcome the privacy issue of SLAAC deployment can still lead to the possibility to track users because of the use of static DUIDs. They also note that remote tracking may be possible, via compromised DHCPv6 relays that forward messages to attackers. Bernardos et al. [3] showed how randomization of L2 addresses was a convenient solution to mitigate location privacy issues on public Wi-Fi connections, evaluating also user experience and potential IP address pool exhaustion. Finally, Aura et al. [2] investigated how DHCP can be used to provide mobile clients with authenticated network location information, which clients can then use to decide how to behave in specific networks. In their paper, they consider the privacy of mobile users, by minimizing client information in DHCP messages, at least until the network has been authenticated.

The literature has thus established that DHCP messages create opportunities to track client devices, even between subnets and networks. Central to most of these works is the ability to observe messages, which requires observer presence. Our work instead focuses on the risk associated with the interplay between DHCP and DNS. We extend and substantiate the risk that theoretically existed and study the problem in the wild.

### 3 Ethical Considerations

We followed best practices for regards to Internet measurements during our study. Where possible, we rely on existing data sources (Rapid7, OpenINTEL) rather than conducting our own Internet-wide scans. For the supplementary measurement we perform to augment the existing data sets, we ensure that we rate limit our scans, we only target address space in networks that we know to be used for dynamic address allocation, we set up a web page on the scanning host that clearly explains the purpose of our study and we act immediately on requests from operators to opt out of our measurements.

**IRB Approval** In addition to this, we sought, and received approval from our institution’s ethics board. We brought up two concerns in our request. First, even though the data we process is publicly accessible and anyone can query it, the purpose of our study and the way we perform targeted analysis raises obvious privacy concerns. Given that our goal is to demonstrate just that — that dynamic updates to rDNS data may have privacy concerns — this is unsurprising. In order to mitigate this concern, we store our analysis results in compliance with the EU’s General Data Protection Regulation and delete data after the research concludes. We note that while this removes the immediate privacy concern of the analysis, in which we pinpoint individual users, the actual privacy threat remains, since anyone can still query the data

and reproduce our results. To further mitigate this concern, we do not disclose the names of organisation’s whose networks we selected for further study, and we take care to report on actual users in groups only, and as generically as possible by picking a very common given name to search for.

Second, we sought express permission for our supplementary measurement, as this further aggravates the privacy risk by obtaining more timely information about the presence of devices and users on targeted networks. We mitigate this concern by limiting the number of networks we scan to a minimal representative set and by not reporting the names of the organisations. Whereas we delete the analysed data extracted from existing data sources (Rapid7, OpenINTEL) in the interest of reproducibility, we retain the data from our supplementary measurement but store the data in encrypted form on our institution’s servers.

An approval record from our institution’s ethics board is available under registration number *RP 2021-202*.

## 4 Methodology

For our study, we use reverse DNS measurement data provided by public sources, as well as supplemental measurement data that we collected ourselves. In the next sections we will outline the steps that we took to collect, process and analyze data.

### 4.1 Reverse DNS Data

Our analysis requires large-scale reverse DNS data. We need IP address-to-hostname mappings for a sizeable part of the IPv4 address space, and we need these PTR record measurements over time. There are several parties that measure the reverse DNS, albeit with different measurement frequencies. The CAIDA Internet Topology Data Kit (ITDK) [5] contains IP addresses and reverse DNS lookups, but these data are limited to router-level infrastructure. Rapid7 Project Sonar [20] measures PTR records for a considerably larger part of the address space and is not limited to the router level. The Rapid7 data (RDNS) data is collected in weekly intervals. The OpenINTEL project measures rDNS on a daily basis [19], covering at least as many IP addresses as Rapid7 RDNS (around 1.3 billion IP addresses per snapshot). We requested and obtained rDNS measurement data from the OpenINTEL project. The provided data set covers 2020-02-12 through 2021-12-01. We also obtained Rapid7 RDNS data, which offers weekly snapshots for 2019, to further validate the existence of patterns. Table 1 shows general statistics for both data sets, notably including the total number of PTR records contained in each data set.

Table 1: Statistics for the data sets that we obtained from OpenINTEL and Rapid7.

	Start date	End date	Total # responses	# unique PTRs
OpenINTEL	2020-02-17	2021-12-01	396 G	1,356 M
Rapid7 Sonar	2019-10-01	2021-01-01	77 G	1,381 M

### 4.2 Identifying Exposing Networks

We start by trying to identify networks that may expose client activity. To this end, we systematically drill down in rDNS data to find PTR records that may have been automatically added by a DHCP server or IPAM system. Our aim is to match client identifiers in records (see Section 2.1) by including and excluding records with certain keywords. Note that we do not aim to exhaustively identify networks with the highest possible accuracy, but rather to identify those for which we are reasonably confident.

#### 4.2.1 Terms for Inclusion

**Extracting Common Terms** We start by analyzing words that commonly appear in rDNS records. To find these we use a regular expression that extracts words consisting of alphabetical characters from PTR records and counts occurrences.

**Common Suffixes** Hostnames for related IP addresses can have a common hostname suffix, to which host-specific parts are prepended. As an example, consider `client1.someisp.com` and `client2.someisp.com`. We identify suffix keywords (`someisp` and `com` in this example).

**Generic Terms** Among non-suffix keywords, we identify a number of generic terms that convey location or router-level information and are less likely to be used in client hostname prefixes. Examples are `north` and `south`. We use these terms to exclude router-level PTR records.

**Given Names** We include from the remaining PTR records those that contain *given names*, as these can be indicative of a user client device hostname. The US government keeps track of and publishes names given to newborns.<sup>2</sup> We select names for the years 2000 up to 2020 and ranked by popularity over these 20 years. We then select the top 50 popular names.

**Dealing with City Names** Router-level hostnames can encode location information such as city names [10], which can overlap with *given names* (e.g., `Jackson` and `Jacksonville`). Instead of excluding such mismatches via enumeration (e.g., using a list of city names), we count the number of unique

<sup>2</sup><https://www.ssa.gov/oact/babynames/>



given name matches per hostname suffix and require this to be above a certain threshold. Our reasoning here is that if dynamic client devices are present, the number of uniquely matched *given names* will be relatively larger than the number of unique *city names* in router-level hostnames.

#### 4.2.2 Identified Networks

We apply the aforementioned steps to an OpenINTEL snapshot to find networks that likely add rDNS records for dynamic client devices. From now on, we refer to these as the *identified networks*.

1. We start by excluding rDNS entries with generic router-level terms.
2. We match the remaining PTR records against a list of given names.
3. We extract hostname suffixes from the results and calculate per suffix: (1) the number of records; (2) the number of uniquely matched given names; and (3) the ratio between the two.
4. We select suffixes with at least 50 unique given name matches<sup>3</sup>
5. We further require a ratio of 0.1 or more<sup>3</sup>, to find a variety of matched names in sizable networks.

### 4.3 Supplementary Measurement

We use the *identified networks* (Section 4.2.2) for snapshot analyses and consider longitudinal data to investigate network dynamics. The OpenINTEL data (Section 4.1) is collected at daily intervals. To investigate the timeliness of rDNS entries and attempt to capture network dynamics beyond what can be learned from daily rDNS measurement data, we perform a supplementary measurement against the IP address space of *identified networks*.

**Network Selection** To keep our supplementary measurement in check, we select a relatively small subset of the identified networks. This selection process involves a number of steps, some of which are manual. We infer the type of the network by looking at the hostname suffix. We do this in part automatically, by using regular expressions to match records against .edu and .ac, both of which indicate *academic* use, as well as .gov for *government* use. To find other network types such as *ISP* and *enterprise* we use manual inspection. As we will show later (Section 5.1), the *identified networks* are largely of the types *academic*, *ISP* and *enterprise* and we select three networks of each of these types for supplementary measurement.

<sup>3</sup>Our aim was not to exhaustively identify networks, but rather identify those for which we are reasonably confident.

Table 2: Strategy for reactive measurement and back off.

Number of measurements and measurement intervals
12 times in the 1 <sup>st</sup> hour at 5-minute intervals
↔ 6 times in the 2 <sup>nd</sup> hour at 10-minute intervals
↔ 3 times in the 3 <sup>rd</sup> hour at 20-minute intervals
↔ 2 times in the 4 <sup>th</sup> hour at 30-minute intervals
↔ until client goes offline once at 60-minute intervals

After classifying network types, we order the list of networks of each type by the number of *given name* matches and start selecting from the top. We perform an additional, manual inspection of records to ensure that the networks we select shows evidence of dynamically assigned hosts. We make a weighted selection of which address space of selected networks to measure. For large networks we dig a little deeper to observe which IP subnet (/16 or more specific) contains the most dynamically assigned hosts, and target this address space only.

**Measurement Mechanics** Our supplementary measurement technique to investigate the timeliness of reverse DNS involves two types of probing: (1) ICMP probes; and (2) fine-grained rDNS lookups. We run an hourly ICMP ping scan against the selected networks to determine whether client devices joined or left the network since the previous hour, provided of course that the devices respond to pings.

Our hypothesis is that client devices on a network go through the following three phases:

1. The client joins the network and is allocated an IP address. An rDNS entry is created or updated. The host may start to respond to ping requests.
2. The client is active on the network. In this phase it keeps responding to pings and the PTR remains unchanged.
3. The client leaves the network and no longer responds to pings. The address may be deallocated and the PTR may be changed or removed. This is subject to behavior of the DHCP server and may also depend on whether or not the client releases its lease (see Section 2.1).

Phases 1 and 3 can speak to the relation between the presence of a client and the presence of an rDNS record. To measure this, we trigger reactive measurements when we infer, from the hourly ICMP ping scan, that a client has newly appeared on the network. We perform a reactive ping and trigger an rDNS query. We then continue with pings at five-minute intervals and gradually back off. After pinging 12×, which takes one hour, we reduce to ten-minute intervals during the second hour. The full back off schema is shown in

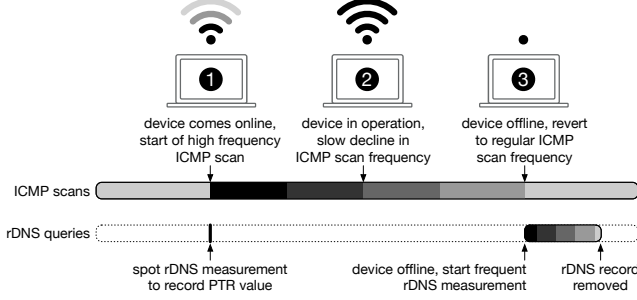


Figure 1: Graphic representation of the mechanics of the supplemental measurement. Time flows from left to right, the two bars represent when ICMP and rDNS measurements are scheduled, numbers correspond to device activity phases.

Table 2. Once we infer that the client is no longer reachable, we reactively perform rDNS lookups for the IP address in question, following the same back off schema. Figure 1 shows a graphic representation of our supplemental measurement.

We use Zmap [8] for the ICMP measurements. Zmap allows us to easily implement rate limiting and IP address blocklisting. The blocklisting capability is used to allow subjects to opt-out (see Section 3). We have set up our measurement infrastructure such that information about the measurement is easily findable, and contact details are given to allow opt-out of the measurement.

For the rDNS measurement we use custom-built software wrapping *dnspython*.<sup>4</sup> We rate-limit requests to authoritative name servers to reduce the impact of our measurement on the DNS name servers as much as possible. We query the authoritative name server for the IP address in question directly, to make sure we get a fresh answer (i.e., not from a cache).

Both Zmap and our custom-built software write the results as CSV files to disk. Zmap only includes hosts that were reachable in its output.

**Supplemental Measurement Data** The supplemental rDNS data may contain resolution errors, which come in the form of NXDOMAIN, authoritative name servers failing to answer, or timeouts. In our data set it is clear which are correct PTR responses and which are errors. The shortest follow-up time is five minutes. For this reason we add, next to the original timestamp, a truncated timestamp per five minutes to the ICMP and rDNS measurement data points. We can then merge supplemental measurement data based on IP address and timestamp. We next determine the start and endpoints of client activity by relating measurement data points. We are mostly interested in knowing what happens to the rDNS after a client joins or leaves. However, by considering rDNS data from around the time of the client joining, we can also verify if rDNS state is reverted after a client has left.

<sup>4</sup><https://www.dnspython.org/>

We assign activity at the IP address level and give each address, start and end point combination a group ID. This group ID allows supplemental measurement data to be tied to specific client activity periods. As a last step we aggregate by group ID, including the timestamps of the last ICMP and rDNS measurements, and the first and last measured rDNS entries. For groups to be usable towards making inferences, each should include at least successful ICMP probes and rDNS lookups for phases 1 and 3 (the client joining and leaving the network). If the group’s data shows that the rDNS record is added and then removed, we can reliably infer a relation between the rDNS record and observed client activity, which allows us to investigate the relation between the presence of clients on the network and the presence of rDNS records.

## 5 The Potential to Infer Client Presence

In the sections that follow, we will identify networks that expose dynamic client activity in rDNS, look into possible causes, and then demonstrate the feasibility of learning the dynamics of such networks from anywhere on the Internet.

### 5.1 Signs and Causes of Privacy Trouble

**Exposing Networks** To start identifying networks that expose dynamic client activity, we match rDNS records against given names and exclude a selection of terms, as described in Section 4.2. We performed this analysis on a single snapshot of OpenINTEL data, for 2021-03-28.

Figure 2 shows the number of matches of given names in the reverse DNS data. The blue bars account for any PTR record that matches one of the *given names*. The red bars only count records that belong to networks that meet the thresholds and criteria to minimize uncertainty set out in Section 4.2.

We identify 197 networks and we index these *identified networks* by Second Level Domains (SLDs). Without applying the *given name* thresholds, 13k different are found. These results show, using a single rDNS snapshot, that networks likely expose dynamic client behavior in the DNS. Furthermore, these findings substantiate that DHCP client identifiers are carried over to the DNS [11].

**Common Appearances in Hostnames** We investigate which terms commonly co-appear alongside *given names* in hostnames, postulating that these terms may enable insights into how given names ended up in hostnames to begin with. From the common terms that occur a hundred times or more we manually select those that we believe reveal information about client devices other than the user’s *given name*.

Figure 3 shows the terms we selected, along with the number of PTR records in which the terms appear, before and after imposing the strict thresholds. We discuss the implications in the next section.

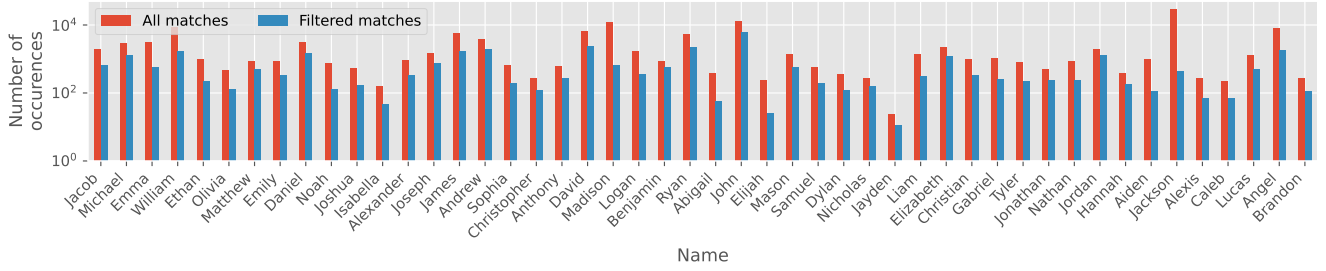


Figure 2: Given names for newborns (Top 50 sorted by US popularity) as observed in the reverse entries. The plot shows the total number of matches and the number of matches after filtering the networks. Note: we used a logarithmic scale on the y-axis.

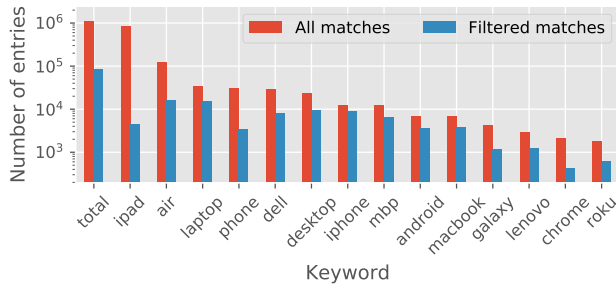


Figure 3: Terms frequently occurring in hostnames along given names, before and after imposing the *given name* thresholds. The column *total* is the sum, not a term.

**A Testament to Privacy Concerns** The frequent co-appearance of terms such as *iphone*, *android* and *galaxy* are a strong indication that DHCP clients on a variety of mobile devices send the name of the phone to the DHCP server, seeing as phone names can be formed of the owner’s name and make or model (e.g., *Brian’s iPhone*). The appearance of terms such as *laptop* and *desktop* are indicative of behavior of DHCP clients on other types of devices.

As discussed in Section 2, RFC 7844 recognizes the risk of carrying over unique client identifiers from DHCP to DNS because these can be used to track clients [11]. Our findings not only demonstrate that identifiers are in fact carried over in the wild, we also reveal that the content contained in identifiers is in itself very sensitive. For example, being able to tell the make and model of a client device may benefit sophisticated attackers, who could use this information to pre-select relevant exploits. Owner names in turn, can tie IP addresses to users, which could be used for a number of malicious reasons.

We suspect that phone and computer names are sent via the DHCP *Host Name*. While we do not claim that DHCP clients are necessarily at fault here, we do note that these terms can help identify the makes and models of devices that may require mitigation steps.

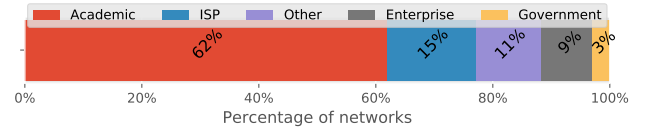


Figure 4: Breakdown of the 197 networks over five network types (*academic*, *ISP*, *enterprise*, *government* and *other*).

**Beyond Given Names** While our chosen approach to identifying networks requires *given names* to appear, we suppose that some commonly co-appearing terms could also be used independently. As our aim is not to exhaustively identify networks, this is not something we explore. We note that we considered terms of three or more characters. While shorter terms do co-appear, these add a lot of noise. As an example, consider the term *hp*, which may indicate HP laptops and desktops, but is also contained in less useful terms.

**Network Types** We infer the network type of the 197 *identified networks* as outlined in Section 4.3. The specific types are: *academic*, *ISP*, *enterprise*, *government* and *other*. Figure 4 shows the results. The majority, 61.9%, is *academic*, containing school, university or research institution networks. 15.2% of the networks are *ISP* networks. 11.2% has the label *other*. This category captures networks for which we could not clearly classify the type.

**Key takeaways:** *Even in a single snapshot, there are strong signs that networks of various types expose the presence of dynamic clients in rDNS. A problem beyond merely carrying over unique client identifiers from DHCP messages to the DNS becomes apparent: the makes, models and even owner names of client devices can be learned.*

## 5.2 Observations of Client Activity

We selected a minimal subset from the 197 *identified networks* for supplementary measurement and further validation,

Table 3: Supplementary measurement statistics.

	Start date	End date	Total # responses	# of unique IP addresses observed	# of unique PTR records observed
ICMP	2021-10-25	2021-12-05	45,496,201	80,738	-
rDNS	2021-10-25	2021-12-05	11,731,348	54,456	180,614

Table 4: The nine networks targeted for supplementary measurement, along with their type, the size of the targeted address space, and number of addresses that respond to ICMP probes.

Network name	Network size	Addresses observed	Percent observed
Academic-A	/16	31,454	48.0%
Academic-B	/16	2	0.0%
Academic-C	/16	21,602	33.0%
Enterprise-A	/17, /19	24,055	58.7%
Enterprise-B	3 * /16	0	0.0%
Enterprise-C	5 * /24	0	0.0%
ISP-A	3 * /22	1,073	34.9%
ISP-B	/16, /17, /18	357	0.3%
ISP-C	/16	1,102	1.7%

for reasons outlined in Section 4.3. Our selection contains nine networks – three of each of the types: *academic*, *enterprise*, and *ISP*. The selection of three *academic* networks involved favoring one particular network as we have a *posteriori* knowledge about IP address distribution that has utility towards one of our case studies (Section 6.3). Whether or not networks respond to ICMP ping scans did not factor into the selection process. Table 3 shows statistics on the data collected by supplementary measurement. These data span 2021-10-27 to 2021-12-05.

Table 4 shows information related to the supplementary measurement. The nine (anonymous) networks are shown, along with their type, size of the targeted IP address space, and number of addresses that respond to ICMP probes. For two out of three *enterprise* networks, we do not see responses to ICMP pings at all. We suspect the operators of these networks block pings at ingress. For one *academic* network (Academic-B) only two hosts responded to ICMP pings consistently throughout the measurement, but these particular IP addresses do not have PTR records. While we receive responses from within all three *ISP* networks, the responsiveness rates vary. We suspect that in these networks no blocks are imposed by the operator and responsiveness thus fully depends on the hosts.

We reiterate that the networks were selected because they show strong signs of adding dynamically assigned hostnames to rDNS. So even for the networks (or hosts) that block ICMP probes, rDNS data *can* be used to learn client device presence.

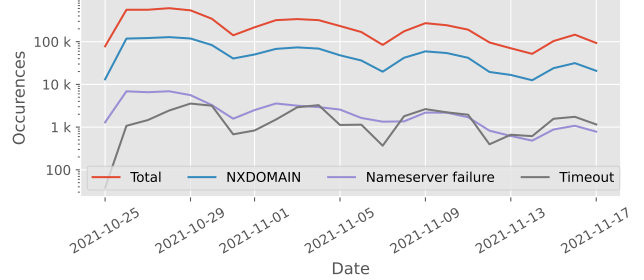


Figure 5: DNS errors observed during supplementary measurement.

Table 5: Breakdown of supplementary measurement results, down from all groups to those enabling inferences about client activity.

	#groups	Fraction of parent
All groups	6,297,080	100.0%
Non-erroneous data points	582,814	9.3%
PTR reverted	581,923	99.9%
Reliable timing alignment	419,453	72.1%

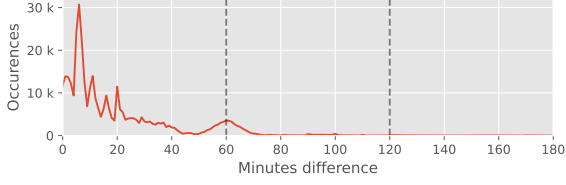
In addition, rDNS queries reveal the hostname attached to the IP address, something ICMP probes do not provide.

Our supplementary measurement resulted in errors at times. Next to the normal responses, we saw name server failures, timeouts, and NXDOMAIN responses. Figure 5 shows the number of errors compared to the number of IP addresses seen per day (note the logarithmic y-axis). Fortunately, the number of errors is low relative to the number of queries performed. In traditional DNS sense, receiving an NXDOMAIN response is seen as an error. However, in our case this is a bit more nuanced. Depending on the time frame, a PTR could be missing because it is yet to be added to the DNS (phase 1 of client activity) or already removed (phase 3).<sup>5</sup>

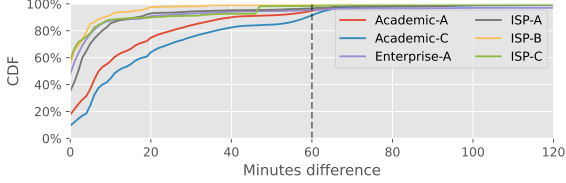
As explained in our methodology (Section 4.3), we group supplementary measurement data points. Table 5 shows a breakdown of the groups in the supplemental data, starting

<sup>5</sup>Sending additional PTR lookups for phase 1 would result in fewer inconclusive measurements, but the phase 3 issue cannot be corrected for during measurement.





(a) Absolute numbers of groups for a given (x-axis) minutes difference. First three hours are shown.



(b) CDF of the differences per network shown for the first two hours.

Figure 6: Difference in minutes between last ICMP sample and rDNS sample per measurement group.

with all measurement groups, down to those that can be used to make reliable inferences. The first group subcategory, *non-erroneous data points*, ensures the group has successful ICMP probes and rDNS lookups for the client joining and leaving the network (i.e., no timeouts or errors). The next subcategory, *PTR reverted*, involves groups in which we observe that the PTR is changed and reverted during and after the client’s inferred presence. Of this subcategory, in about 1 out of 4 cases, timing mechanics of the ICMP probes, which cannot be accounted for at run-time without compromising the back off mechanism, make the results less reliable. After filtering these out, we are left with 419,453 usable groups.

**Validating Timeliness** We can now shed light on the temporal relation between the presence of clients on the network and the presence of rDNS records. Figure 6 shows the number of groups set out against the time between a client leaving the network and PTR removal. The bumps around multiples of an hour suggest that PTR records are removed due to the expiration of a DHCP lease, which is often set to an hour for a fast turn-over rate. The peaks close to the five minutes mark can be explained by clients cleanly leaving a network (i.e., by sending the optional DHCP release message upon leaving the network. If the DHCP server or IPAM system removes the PTR, we would see this five minutes later as the (respective) probes are sent in five-minute intervals.

Figure 6b breaks down timing information for the individual networks targeted with supplementary measurements. The networks *Enterprise-B* and *Enterprise-C* are not shown, because no ICMP ping responses were received from these networks. The network *Academic-B* is not shown because the two hosts responding to ICMP did not have a corresponding rDNS entry. The CDFs shows that in about 9 of 10 cases,

the rDNS entries reverted within 60 minutes of a client leaving the network. We already demonstrated that the presence of client devices on the network can be learned from rDNS, which anyone can query. The fact that records do not linger long in most cases escalates the privacy risk: the timing enables observation of network dynamics. The differences in lingering between *Academic-A* and *Academic-B*, as apparent in Figure 6b, can be explained by a longer DHCP lease time. If these networks predominantly update rDNS in response to leases expiring, rather than to DHCP release messages, the time before the rDNS record is removed becomes longer.

**Key takeaways:** *In networks that expose the presence of dynamic clients, there is a strong link between the existence of a PTR record for an IP address and the presence of a client device, which has been assigned that address. In 9 out of 10 cases, PTR records linger for 60 minutes or less after client disappearance.*

## 6 Case studies

In the previous section we demonstrated that rDNS entries can be used to infer the presence of client devices on networks. In this section, we present a number of case studies to further substantiate the privacy risk and look at some of the consequences.

### 6.1 Life of Brian(s)

To demonstrate the severity of the privacy risk, we use rDNS data to follow persons named *Brian* over time. For this we assume that the *given name* in the hostname reflects the name of a network client’s owner. We use our supplemental rDNS measurement data for this case study. It is important to note that while we reactively looked up PTR records with ICMP pings as the trigger point, anyone performing regular PTR lookups can capture the same patterns that we discuss in this case study by doing frequent PTR lookups.

We use the data of the network *Academic-A*, which is an academic network in the US with campus housing. Figure 7 shows six weeks of client hostnames containing the *given name* Brian on *Academic-A*. We have color-coded IP addresses in the figure. Times in the figure are in the local timezone. Our intuition is that these hostnames are not related to a single *Brian*, but rather two or maybe three. The use of a private and work phone is not uncommon, but multiple laptops in active use arguably is. The clients *brians-air*, *brians-mbp* and *brians-phone* show regular patterns. Especially *brians-mbp* in week two shows very regular activity, every day a couple of hours around noon.

We chose *Academic-A* and these six weeks because of the Thanksgiving weekend (the weekend of the fifth week). Thanksgiving is a US holiday in which many students go home to be with their families. Thanksgiving is always on

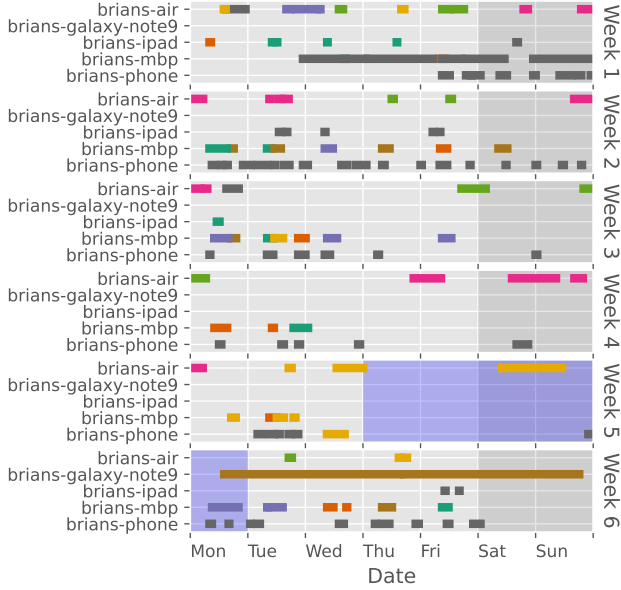


Figure 7: Six weeks in the Life of Brian(s). Weekends (grey) and Thanksgiving weekend (green) are highlighted through shading. IP addresses are encoded with colored bars.

a Thursday, and in 2021 it fell on the 25<sup>th</sup> of November. The Friday and Monday after Thanksgiving are named *Black Friday* and *Cyber Monday* and many stores promote sales around these days, typically on electronics. In our results, *brians-phone* and *brians-mpb* seem to leave the network around Thursday. Striking is that *brians-galaxy-note9* appears in the afternoon on Cyber Monday. We have not observed this hostname before this time. We speculate that a Brian may have bought a Samsung Galaxy Note 9 during the Black Friday or Cyber Monday sales.

This case study shows that rDNS data provides insights into the behavior of clients to which hostnames are dynamically assigned. Since the hostnames contain given names this may even be tied to specific individuals. If one knows or were to infer how addresses are assigned to, e.g., specific buildings [25] on campus, one could track a *Brian* around campus as he goes from lecture to lecture, from anywhere on the Internet.

## 6.2 Working from Home

For the second case study, we move away from tracking specific (*Brian*-owned) clients over time, and focus on investigating the overall dynamics of select networks instead. We use the OpenINTEL-provided rDNS data for this case study, to demonstrate that daily PTR measurements already offer insight into network dynamics. For this case study we select all three *academic* networks, as well as *enterprises* B and C,



Figure 8: rDNS entries over begin period of the COVID-19 outbreak. Graph shows the percentages of rDNS entries relative to the maximum observed number of entries.

as these five networks show a specific change in user behavior that we wish to highlight in this case study.

For each of the networks, we calculate the total number of PTR records on any given day (i.e., we do not require given names to be present, etc.). Figure 8 shows for each network the percentage of rDNS entries relative to the maximum number observed, over 2020 and 2021.

Our aim is to see if there is a correlation between the presence of rDNS entries and lockdown regulations due to the COVID-19 pandemic. We expect enterprise networks to show a drop in entries as employees were required to work from home. For academic networks this may be a bit more nuanced. Education buildings may see fewer clients, but with on-campus student housing, the client concentration may shift without it necessarily being visible in the total number of rDNS entries.

Upon comparing the public COVID-19 related news reports of *Academic-A* with the presence of rDNS entries we see a clear connection. For the times at which a moderate or high risk was reported to students and staff, sharp decreases are visible. After reports of a low risk of COVID-19 prevalence on campus, a sharp increase in clients is visible.

The networks of *Enterprise-B* and *Enterprise-C* show significant decreases in rDNS entries in March and April of 2021. It stands to reason that this is related to COVID-19 measures. *Enterprise-B* shows a partial recovery in the number of entries around May of 2021, which could be a sign of loosened restrictions, either by the government or by the employer.

In Figure 9 we look at network *Academic-C* in more detail. For this network, we know which IP subnets are used for on-campus student housing and educational buildings, and when buildings were closed. In this graph we show both OpenINTEL and Rapid7 data. The COVID-19 lockdown measures were introduced shortly after OpenINTEL started its rDNS

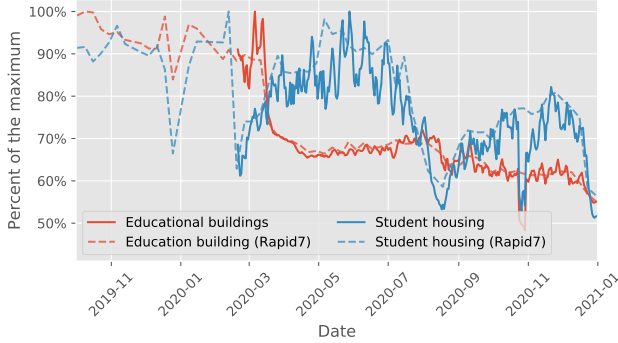


Figure 9: Zoomed in version of *Academic-C* for end of 2019 and 2020. Dashed lines are based on Rapid7 data and solid lines are based on OpenINTEL data. Rapid7 performs a weekly snapshot of the state of rDNS. OpenINTEL started daily rDNS measurements in March of 2020.

measurements (2020-02-12). We use Rapid7 data (weekly) to extend visibility into the early months of 2020.

In March a crossover between PTR records for educational buildings and student housing is clearly visible, signifying that: employees are working from home, educational buildings are empty, and students study from their on campus residences. The decreases at the end of October for both the educational buildings and student housing corresponds with the fall holiday week. A similar drop is visible at the end of the year for the 2020 Christmas break.

In absolute numbers (not in figure), the reverses for the educational buildings remain much higher than for student housing, which can be explained by having more address space assigned to educational buildings, with more static hosts online. The Rapid7 curves in Figure 9 (dashed) largely overlay and confirm the observations we make from OpenINTEL data. Additionally, given that Rapid7 data extends visibility into 2019, we can see that the number of network clients before the crossover is relatively stable. The 2019 Christmas break is also visible in Rapid7 data, as well as a drop towards the end of February 2020 that likely relates to carnaval celebrations.

While our case study into compliance with work-from-home measures is relatively harmless, it does show the extent to which even daily rDNS data can be used to learn network dynamics, possibly for nefarious purposes.

### 6.3 When to stage a heist?

Suppose that you want to stage a heist. There is something valuable in a building and you want to steal it while the least amount of people are around. Ideally, from the robber’s perspective, he is able to determine the point in time at which the fewest dynamic clients are around. This evidently requires high frequency rDNS measurements. For ethical reasons, we have not instrumented such a measurement. For this case

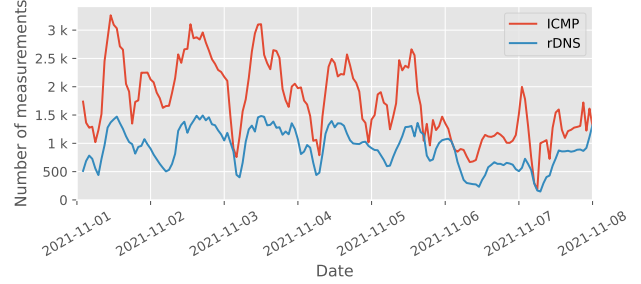


Figure 10: One week of measurements from *Academic-A* to demonstrate when one might stage a heist.

study, we rely on data from our supplementary measurement instead.

We consider one week of supplemental data for the network *Academic-A*. This network responds to ICMP pings, which we use to support our findings. We stress that even networks that block ICMP may be observed via rDNS, as our second case study shows for networks of which some block ICMP (*Enterprise-B* and *Enterprise-C*).

Figure 10 shows the number of active clients inferred in *Academic-A* network between 2021-11-01 and 2021-11-07, both for rDNS lookups (blue) and ICMP probes (red). The diurnal pattern of the network is visible, with most activity during the day and into the evening, while the least activity is at night and early in the morning. The rDNS measurements (blue) give a rough indication of the best time for the heist. As an example, on weekdays the data hint at approximately 6AM as a good time. We also show activity based on ICMP responses (red) for comparison. The ICMP results for the most agree. For networks that do not block ICMP, the robber could of course also use ICMP probes. In absolute numbers, the rDNS lookups pan out lower than the amount ICMP probes, which is due to the reactive nature of the rDNS measurement.

This case study shows the feasibility of one example of how outside observations of dynamically assigned hostnames can be used for nefarious purposes. Our supplementary measurement is reactive and does not try to establish the number of clients on a network at any given time. A higher frequency, targeted measurement would likely give better results. We leave a study to confirm this as future work, as this is out of scope for this paper.

## 7 Discussion

Our findings are disconcerting. While existing literature has shown that meaningful information can be extracted from hostnames primarily without considering continual changes to records, we reveal that observing automated changes to rDNS can provide insights into client presence and network dynamics. We keep the invasiveness of our case studies in check and tailored our approach, but given recent findings

that hostnames can encode building locations [25], it appears feasible that for some networks, rDNS data can be used to geotemporally track users at the building level.

An arguably sensible mechanism to limit the tracking of network client devices by outsiders is blocking ICMP pings at network ingress. Two of the networks we used for validation do not respond to ICMP pings. At the same time, the records these networks dynamically add to the global DNS, as well as the time these records linger after clients have left, allow anyone who frequently queries for rDNS records to observe the presence of clients.

A notion that other works that study hostnames seem to have in common, is that meaningful information is encoded on purpose, especially at the router level. Our results substantiate that the interplay between DHCP and DNS can inadvertently provide anyone with DNS lookup capability insights into end-user client identifiers. Our results also reveal a more severe problem: privacy-sensitive information such as device owner names appear in the *global* DNS. While our validation covers nine networks, this problem is likely not limited to these networks. Our results thus confirm a risk outlined in RFC 7844 [11]: DHCP clients send revealing information in optional parameters. Based on our observations of terms commonly co-appearing with *given names* (e.g., *brians-ipad* and *brians-galaxy-note9*), we suspect that client implementations on various makes and models of phones and computers send *device names* to the DHCP server.

**Steps towards Mitigating the Problem** After raising these issues we would like to start the discussion on how to solve the problem. Evidently, the interplay between DHCP and DNS and the extent to which configuration and protocols permit client identifiers to flow from one protocol to the other is at the core of this problem. While we have not investigated this extensively, we identified a number of IPAM softwares that make it easy to automate DNS changes. For example: Bluecat<sup>6</sup>, Efficient IP<sup>7</sup>, Men & Mice<sup>8</sup>, and Solarwinds<sup>9</sup>. It is not clear to us if and which DHCP servers or IPAM systems come with default settings that publish client identifiers in the global DNS. We would argue that it is rarely a good idea to indiscriminately carry over parts of DHCP client-provided information such as *device names* to publicly accessible PTR records. Using some sort of hash seems prudent, although this may make hostnames less sensible. While we have not thoroughly investigated reasons for device manufacturers to send the *device name* to DHCP servers, we know that for Bluetooth and Wi-Fi Direct pairing, sharing such information helps identify the device in question. The DHCP *Host Name* option is commonly used for identification and to update the address of the host in *local* name services (see Section 2.1).

<sup>6</sup><https://bluecatnetworks.com/>

<sup>7</sup><https://www.efficientip.com/>

<sup>8</sup><https://menandmice.com/>

<sup>9</sup><https://www.solarwinds.com/>

The *Client FQDN* [21] in turn can instrument *global* changes, if the client so desires. An open question is which option devices send identifying information in, why, and whether or not this is used as intended.

A large part of the problem is the practice of dynamically adding PTR records. While unique client identifiers in PTR records enable tracking of specific clients, even record presence in itself provides insights into network dynamics, which combined with other information (e.g., knowledge about building-level IP subnet assignments) stands to reveal a lot. This should be better understood by network operators.

## 8 Conclusion and Future work

In this paper, we performed a first of its kind study into the privacy implications of combining DHCP exchanges with dynamic updates to the global DNS. Our findings do not only substantiate existing concerns that unique DHCP client identifiers can carry over to the DNS, but also reveal that reverse records are based on privacy-sensitive information such as client device owner names, their makes and models. We analyzed the temporal relation between the presence of rDNS records and the presence of client devices in a network and showed that – for a selection of academic, enterprise and ISP networks alike – records tend to linger for at most one hour after clients left the network. Via three case studies, we demonstrate that virtually anyone on the Internet can infer and track the presence of specific clients and observe network dynamics via reverse DNS, even with other mechanisms to limit tracking in place. Finally, we began a discussion into the finer details of possible causes and identified ways to start mitigating this problem.

**Future work** To aid mitigation efforts, an investigation into how DHCP server and IPAM software carry over privacy-sensitive client identifiers to the global DNS is necessary, especially if carry-over results from default settings or settings not well understood by network operators. One could investigate from which DHCP option the information is taken (e.g., *Host Name* or *Client FQDN*), if this goes against the intended use of the option, and whether or not client-signalled *desires* for servers not to update DNS records are followed. On the side of DHCP client implementations, one could investigate which DHCP options are filled with *device names*, whether or not this is necessary, and which steps vendors can take to (partly) mitigate the problem. Identifying exposing implementations and client devices could be done in a lab or by using DHCP data collected inside networks.

In this paper we did not aim to exhaustively identify exposed networks with the highest possible accuracy. Rather, we took the first steps towards studying the problem and used *given name* matching as a starting point to drill down in PTR records. Future work could go in the direction of investigating



the full extent of the problem, by applying techniques from related work to find patterns in hostnames. Another angle of attack could be to consider *forward* DNS data, which can also be dynamically updated by DHCP servers. Future efforts, provided that they are ethically feasible, could also focus on the potential for fine-grained geotemporal user tracking. We used *a posteriori* knowledge on IP subnet allocations in one case study, but related work has established that access network topology can be inferred from hostnames [25]. We imagine that combining such information with client presence inferences can have far-reaching privacy implications. Finally, our findings support that DHCP release messages have an effect on the time rDNS records linger. Future work could study the behavior of clients in this respect: do clients that *can* send releases actually *do* so and is, instead, not doing so a possible defense mechanism?

## References

- [1] S. Alexander and R. Droms. DHCP Options and BOOTP Vendor Extensions. RFC 2132, RFC Editor, March 1997.
- [2] T. Aura, M. Roe, and S. J. Murdoch. Securing network location awareness with authenticated DHCP. In *International Conference on Security and Privacy in Communications Networks and the Workshops (SecureComm 2007)*, pages 391–402, 2007.
- [3] C. J. Bernardos, J. C. Zúñiga, and P. O’Hanlon. Wi-Fi internet connectivity and privacy: Hiding your tracks on the wireless Internet. In *2015 IEEE Conference on Standards for Communications and Networking (CSCN 2015)*, pages 193–198, 2015.
- [4] S. Bortzmeyer. DNS Query Name Minimisation to Improve Privacy. RFC 7816, RFC Editor, 2016.
- [5] CAIDA. Macroscopic Internet Topology Data Kit (ITDK). <https://www.caida.org/catalog/datasets/internet-topology-data-kit/release-2020-08/>, 2021.
- [6] J. Chabarek and P. Barford. What’s in a Name?: Decoding Router Interface Names. In *5th ACM Workshop on HotPlanet (HotPlanet 2013)*, page 3. ACM Press, 2013.
- [7] W. B. de Vries, Q. Scheitle, M. Müller, W. Toorop, R. Dolmans, and R. van Rijswijk-Deij. A First Look at QNAME Minimization in the Domain Name System. In *20th International Conference on Passive and Active Measurement (PAM 2019)*, pages 147–160, 2019.
- [8] Z. Durumeric, R. Wustrow, and J. A. Halderman. ZMap: Fast Internet-Wide Scanning and Its Security Applications. In *22nd USENIX Conference on Security (SEC 2013)*, page 605–620. USENIX Association, 2013.
- [9] S. Groat, M. Dunlop, R. Marchany, and J. Tront. What DHCPv6 says about you. In *2011 World Congress on Internet Security (WorldCIS 2011)*, pages 146–151, 2011.
- [10] B. Huffaker, M. Fomenkov, and k. claffy. DRoP: DNS-based router positioning. *ACM SIGCOMM Computer Communication Review*, 44(3):5–13, 2014.
- [11] C. Huitema, T. Mrugalski, and S. Krishnan. Anonymity profiles for dhcp clients. RFC 7844, RFC Editor, May 2016.
- [12] B. Imana, A. Korolova, and J. Heidemann. Institutional privacy risks in sharing dns data. In *Applied Networking Research Workshop (ANRW 2021)*, page 69–75. ACM, 2021.
- [13] A. R. Kang, J. Spaulding, and A. Mohaisen. Domain Name System Security and Privacy: Old Problems and New Challenges. <http://arxiv.org/abs/1606.07080>, 2016.
- [14] Y. Lee and N. Spring. Identifying and Analyzing Broadband Internet Reverse DNS Names. In *13th International Conference on Emerging Networking EXperiments and Technologies (CoNEXT 2017)*, page 35–40. ACM, 2017.
- [15] M. Luckie, B. Huffaker, A. Marder, Z. Bischof, M. Fletcher, and k. claffy. Learning to Extract Geographic Information from Internet Router Hostnames. In *ACM SIGCOMM Conference on emerging Networking EXperiments and Technologies (CoNEXT 2021)*, pages 440–453, 2021.
- [16] M. Luckie, A. Marder, B. Huffaker, and k. claffy. Learning Regexes to Extract Network Names from Hostnames. In *Asian Internet Engineering Conference (AINTEC 2021)*, pages 9–17, 2021.
- [17] Paul Mockapetris. Domain Names - Concepts and Facilities. RFC 1034, RFC Editor, 1987.
- [18] Paul Mockapetris. Domain Names - Implementation and Specification. RFC 1035, RFC Editor, 1987.
- [19] OpenINTEL. OpenINTEL: Active DNS Measurement Project. <https://openintel.nl>, 2021.
- [20] Rapid7. Project Sonar. <https://www.rapid7.com/research/project-sonar/>, 2021.
- [21] M. Stapp, B. Volz, and Y. Rekhter. The Dynamic Host Configuration Protocol (DHCP) Client Fully Qualified Domain Name (FQDN) Option. RFC 4702, RFC Editor, October 2006.

- [22] J. Tront, S. Groat, M. Dunlop, and R. Marchany. Security and privacy produced by DHCP unique identifiers. In *16th North-East Asia Symposium on Nano, Information Technology and Reliability (NASNIT 2021)*, pages 170–179, 2011.
- [23] R. van Rijswijk-Deij, G. Rijnders, M. Bomhoff, and L. Allodi. Privacy-Conscious Threat Intelligence Using DNSBLoom. In *2019 IFIP/IEEE Symposium on Integrated Network and Service Management (IM 2019)*, pages 98–106, 2019.
- [24] T. Wicinski. DNS Privacy Considerations. RFC 9076, RFC Editor, 2021.
- [25] Z. Zhang, A. Marder, R. Mok, B. Huffaker, M. Luckie, k. claffy, and A. Schulman. Inferring Regional Access Network Topologies: Methods and Applications. In *21st ACM Internet Measurement Conference (IMC 2021)*, pages 720–738, 2021.