

Cross-Lingual Dialogue Dataset Creation via Outline-Based Generation

Olga Majewska^{1*} Evgeniia Razumovskaia^{1*} Edoardo Maria Ponti^{2,3}
Ivan Vulić¹ Anna Korhonen¹

¹Language Technology Lab, TAL, University of Cambridge

²Mila – Quebec Artificial Intelligence Institute ³McGill University

¹{om304,er563,iv250,alk23}@cam.ac.uk

²edoardo-maria.ponti@mila.quebec

Abstract

Multilingual task-oriented dialogue (TOD) facilitates access to services and information for many (communities of) speakers. Nevertheless, the potential of this technology is not fully realised, as current datasets for multilingual TOD—both for modular and end-to-end modelling—suffer from severe limitations. **1)** When created from scratch, they are usually small in scale and fail to cover many possible dialogue flows. **2)** Translation-based TOD datasets might lack naturalness and cultural specificity in the target language. In this work, to tackle these limitations we propose a novel *outline-based* annotation process for multilingual TOD datasets, where domain-specific abstract schemata of dialogue are mapped into natural language outlines. These in turn guide the target language annotators in writing a dialogue by providing instructions about each turn’s intents and slots. Through this process we annotate a new large-scale dataset for training and evaluation of multilingual and cross-lingual TOD systems. Our Cross-lingual Outline-based Dialogue dataset (termed COD) enables natural language understanding, dialogue state tracking, and end-to-end dialogue modelling and evaluation in 4 diverse languages: Arabic, Indonesian, Russian, and Kiswahili. Qualitative and quantitative analyses of COD versus an equivalent translation-based dataset demonstrate improvements in data quality, unlocked by the outline-based approach. Finally, we benchmark a series of state-of-the-art systems for cross-lingual TOD, setting reference scores for future work and demonstrating that COD prevents over-inflated performance, typically met with prior translation-based TOD datasets.

and complete a task as instructed during such an interaction. This is commonly referred to as task-oriented dialogue (TOD; Gupta et al., 2005; Bohus and Rudnicky, 2009; Young et al., 2013; Muise et al., 2019). Despite having far-reaching applications, such as banking (Altinok, 2018), travel (Zang et al., 2020), and healthcare (Denecke et al., 2019), this technology is currently limited to a handful of languages (Razumovskaia et al., 2021). Thus, large communities of speakers are prevented access to automated services and information.

The progress in multilingual TOD is critically hampered by the paucity of training data for many of the world’s languages. While cross-lingual transfer learning (Zhang et al., 2019; Xu et al., 2020; Siddhant et al., 2020; Krishnan et al., 2021) offers a partial remedy, its success is tenuous beyond typologically similar languages and generally hard to assess due to the lack of evaluation benchmarks (Razumovskaia et al., 2021). What is more, transfer learning often cannot leverage multi-source transfer and few-shot learning due to lack of language diversity in the TOD datasets (Zhu et al., 2020; Quan et al., 2020; Farajian et al., 2020).

Therefore, the main driver of development in multilingual TOD is the creation of multilingual resources. However, even when available, these resources suffer from several pitfalls. Most are obtained by manual or semi-automatic translation of an English source (Castellucci et al., 2019; Belomaria et al., 2019; Susanto and Lu, 2017; Upadhyay et al., 2018; Xu et al., 2020; Ding et al., 2021; Zuo et al., 2021, *inter alia*). While this process is cost-efficient and typically makes data and results comparable across languages, it yields dialogues that lack *naturalness* (Lembersky et al., 2012; Volansky et al., 2015), are not properly *localised* nor *culture-specific* (Clark et al., 2020). Further, they provide over-optimistic estimates of performance due to the artificial similarity between source and target texts (Artetxe et al., 2020). As an

1 Introduction and Motivation

One of the staples of machine intelligence is arguably the ability to communicate with humans

*Equal contribution.

Outlines	Dialogue & Slot Output
USER: <i>Express the desire to search for roundtrip flights for a trip</i>	Мне нужно найти рейс в Ставрополь и обратно авиакомпании S7.
the name of the airport or city to arrive at: Seattle	Ставрополь
the company that provides air transport services: American Airlines	S7
ASSISTANT/SYSTEM: <i>Inform the user that you found 1 such option(s). Offer the following option(s):</i>	Найден 1 рейс авиакомпании S7 с пересадкой, вылет в 7:35, возвращение в Москву в 16:15. Стоимость билетов 6845 рублей.
the company that provides air transport services: American Airlines	S7
departure time of the flight flying to the destination: 7:35am	07:35
departure time of the flight coming back from the trip: 4:15pm	16:15
the total cost of the flight tickets: \$343	6845 рублей

Table 1: Example from the COD dataset of outline-based dialogue generation in Russian with target language substitutions of slot values. The first column (**Outline**) includes example outlines presented to the dialogue creators, and the second column holds the creators’ output (**Dialogue & Slot Output**).

alternative to translation, new TOD datasets can be created from scratch in a target language through the Wizard-of-Oz framework (WOZ; Kelley, 1984) where humans impersonate both the client and the assistant. However, this process is highly *time- and money-consuming*, thus *failing to scale* to large quantities of examples and languages, and often *lacks coverage* in terms of possible dialogue flows (Zhu et al., 2020; Quan et al., 2020).

To address all these gaps, in this work we devise a novel *outline-based* annotation pipeline for multilingual TOD datasets that combines the best of both processes. In particular, abstract *dialogue schemata*, specific to individual domains, are sampled from the English Schema-Guided Dialogue dataset (SGD; Shah et al., 2018; Rastogi et al., 2020). Then, the schemata are automatically mapped into outlines in English, which describe the intention that should underlie each dialogue turn and the slots of information it should contain, as shown in Table 1. Finally, outlines are paraphrased by human subjects into their native tongue and slot values are adapted to the target culture and geography. This ensures both the cost-effectiveness and cross-lingual comparability offered by manual translation, and the naturalness and culture-specificity of creating data from scratch. Through this process, we create the **Cross-lingual Outline-based Dialogue** dataset (termed COD), supporting natural language understanding (intent detection and slot labelling tasks), dialogue state tracking, and end-to-end dialogue modelling in 11 domains and 4 typologically and areally diverse languages: Arabic, Indonesian, Russian, and Kiswahili.

To confirm the advantages of the leveraged annotation process, we run a proof-of-concept experiment where we create two analogous datasets through the outline-based pipeline and manual

translation, respectively. Based on a quality survey from human participants, we find that, while having similar annotation speed, outline-based annotation achieves significantly higher naturalness and familiarity of concepts and entities, without compromising data quality and language fluency.¹ Finally, crucial evidence showed that cross-lingual transfer test scores on translation-based data are over-estimated. We demonstrate that this is due to the fact that the distribution of the sentences (and their hidden representations) is considerably more divergent between training and evaluation dialogues in COD than in the translation-based dataset.

Further, to establish realistic estimates of performance on multilingual TOD, we benchmark a series of state-of-the-art multilingual TOD models in different TOD tasks on COD. Among other findings, we report that zero-shot transfer surpasses ‘translate-test’ on slot labelling, but this trend is reversed for intent detection. Language-specific performance also varies substantially among evaluated models, depending on the quantity of unlabelled data available for pretraining.

In sum, COD provides the typologically diverse dataset for end-to-end dialogue modelling, and streamlines a scalable annotation process that results in natural and localised dialogues. As such, we hope that COD will contribute to democratising language technology and facilitating reliable and cost-effective TOD systems for a wide array of languages. Our data and code are available at <https://github.com/cambridgeltl/COD>.

¹Furthermore, when asked to compare equivalent dialogues obtained with the two processes, respondents favoured outline-based dialogues 8 times out of 10.

2 Annotation Design

The main goal of our TOD dataset creation approach is to balance the practical advantages offered by direct translation and the linguistic and cultural specificity granted by bottom-up data collection in the target language. On the one hand, translation of an existing dataset removes the need for a costly and lengthy interactive dialogue generation protocol. By using pre-existing annotated data, dialogue intent labels can be directly transferred to a new language and annotation work is limited to slot value spans. As a consequence, the data are automatically aligned across different languages, which enables direct comparisons of system performance. On the other hand, direct translation is known to perpetuate linguistic and cultural biases into the target language, skewing the syntactic and lexical properties of the data towards the source language, as well as imposing dialogue behaviours and concepts which are not necessarily familiar or appropriate in the target culture. As a result, translated datasets cannot be reliably used as benchmarks of model performance in the target language (Koppel and Ordan, 2011; Volansky et al., 2015; Artetxe et al., 2020; Ponti et al., 2020).

Our proposed *outline-based* approach aims to marry the benefits of both methods, while avoiding their shortcomings. It achieves time- and cost-effectiveness by bootstrapping from existing dialogue schemata, but refrains from direct translation in favour of outline-guided dialogue writing with target culture-specific slot value adaptation, thus ensuring naturalness and familiarity of the concepts.

Source Data. We selected the English Schema-Guided Dialogue (SGD) dataset (Shah et al., 2018; Rastogi et al., 2020) as our starting point due to its scale (20k human-assistant dialogues) and diversity (20 different domains). The SGD dataset construction paradigm combined automatic generation of dialogue schemata and manual creation of dialogue paraphrases by crowdworkers. The method, dubbed “Machines Talking To Machines” (M2M), is an alternative to the popular human-to-human Wizard-of-Oz framework (Kelley, 1984), where pairs of crowdworkers interact following task specifications, generated through sampling of slot values from an API client, in order to complete a certain goal and their conversations are directly recorded (Wen et al., 2016; Budzianowski et al., 2018). The crowdsourced dialogues then undergo another round of annotation with dialogue acts and

slot spans. While the WOZ approach has the advantage of collecting actual human-to-human conversations, the process is expensive and prone to error, given the risk that the free-form interactions might not exhaustively cover possible interactions or might not lend themselves to direct use for model training (e.g., long and too convoluted exchanges).

The SGD’s M2M approach has the advantage of greater speed and cost-effectiveness. In the first stage, it simulates the user-assistant interaction to exhaustively explore possible user behaviours and dialogue scenarios and generate dialogue outlines (i.e., template utterances and their semantic parses), maximising diversity and coverage of different dialogue flows by means of permutations of slots, intents and domains. Subsequently, crowdworkers are tasked with paraphrasing dialogue templates to create natural language (NL) utterances, preserving the meaning and key elements captured in the templates (e.g., outline: “Book movie with title is Inside Out and date is tomorrow” → paraphrase: *I want to buy tickets for Inside Out for tomorrow.*), and subsequently validate slot spans. Given that dialogue intents and slot values are provided in the dialogue outlines, the risk of erroneous labels in the final dataset is minimised.

The SGD dataset organises dialogue data as lists of turns for each individual interaction, each turn containing an utterance by the user or system. The accompanying annotations are grouped into frames, each corresponding to a single API or service (e.g., *Banks_2*). In turn, each service is represented as a schema, i.e., a normalised representation of a service-specific interface, and includes its characteristic functions (intents) and parameters (slots), as well as their NL descriptions.²

Languages. To assess the viability of the outline-based method, we selected Russian as a trial language and carried out data collection using two methods: (i) direct translation from English and (ii) our proposed outline-based approach. Having evaluated the quality of the output of both methods and the advantages of in-target outline-based creation (see later §3), we applied the method to three other languages which boast a large number of speakers and yet suffer from a shortage of resources: Arabic, Indonesian, and Kiswahili, ensuring the dataset’s diversity in terms of language fam-

²For example, the “Alarm_1” service comprises intents such as “GetAlarms” (“Get the alarms user has already set”) and “AddAlarm” (“Set a new alarm”) and slots “alarm_time”, “alarm_name”, “new_alarm_time” and “new_alarm_name”.

Language	ISO	Family	Branch	Macro-area	L1 [M]	Total [M]
Russian	RU	Indo-European	Balto-Slavic	Eurasia	153.7	258
Standard Arabic	AR	Afro-Asiatic	Semitic	Eurasia / Africa	0 [†]	274
Indonesian	ID	Austronesian	Malayo-Polynesian	Papunesia	43.6	199
Kiswahili	SW	Niger-Congo	Bantu	Africa	16.3	69

Table 2: Language stats. The last two columns denote the number of speakers. [†]Standard Arabic is learned as L2.

	NLU-Only Datasets					End-to-End Datasets		
	M. TOP	M. ATIS	MultiATIS++	MTOP	xSID	BiTOD	GlobalWOZ	COD
# languages	3	3	9	6	13	2	3	4
Typology	0.20	0.29	0.33	0.29	0.37	0.15	0.24	0.31
Family	0.67	0.67	0.44	0.33	0.50	1.0	0.75	1.0
Macroareas	0	0	0	0	0.26	0	0.14	1.04

Table 3: Comparison of diversity indices of multilingual dialogue datasets in terms of typology, family, and macroareas. For the description of the three diversity measures, we refer the reader to [Ponti et al. \(2020\)](#). M. TOP was created by [Schuster et al. \(2019\)](#); M. ATIS ([Upadhyay et al., 2018](#)); MultiATIS++ ([Xu et al., 2020](#)); MTOP ([Li et al., 2021](#)); xSID ([van der Goot et al. \(2021\)](#)); BiTOD ([Lin et al., 2021](#)); GlobalWOZ ([Ding et al., 2021](#)).

Domain	Dev	Test
Alarm (◇)	13	21
Flights	12	23
Homes	12	13
Movies	16	19
Music	14	16
Media	-	17
Banks	14	-
Payment (◇)	-	8
RideSharing	-	11
Travel	12	-
Weather	18	-
# dialogues	92	102
# turns	1138	1352

Table 4: Number of dialogues per domain in the development and test set and dataset statistics. ◇ marks the domains which are not included in the training set.

ily (Indo-European (RU), Afro-Asiatic (AR), Austronesian (ID) and Niger-Congo (SW)) and macro-area (Eurasia, Papunesia, Africa), as well as writing systems (Cyrillic, Arabic, and Latin scripts).

We present a quantitative evaluation of the linguistic diversity of the language sample in Table 3. We also compare it with the standard multilingual dialogue NLU and end-to-end datasets. In terms of typology, COD is comparable to others which have much larger language samples (e.g., MultiATIS++ or xSID) and considerably exceeds others. With respect to family and macroarea diversity, COD is the most diverse out of existing datasets.

2.1 Annotation Protocol

The data creation protocol involved the following phases: **1)** source dialogue sampling, **2)** automatic generation of outlines based on intent and slot information using rewrite rules, **3)** manual outline-driven target language dialogue creation and slot

annotation, **4)** post-hoc review, described here.

Source Dialogue Sampling. To ensure wide coverage of dialogue scenarios, we randomly sampled source dialogues from across 11 domains, out of which five (*Alarm*, *Flights*, *Homes*, *Movies*, *Music*) are shared between the development and test set; the remainder are unique to either set, to enable *cross-domain* experiments. To guarantee a balanced coverage of different intents, we sampled 10 examples per intent, which ensures the task cannot be solved by simply predicting the most common intent. Table 4 summarises the coverage of domains and the number of dialogues and turns as a result of this sampling procedure.

Outline Generation. The goal of this step is to create minimal but sufficient instructions for target language dialogue creators to ensure coverage of specific intents and slots, while avoiding imposing predefined syntactic structures or linguistic expressions. First, for each user or system act, we manually create a rewrite rule, e.g., REQUEST_ALTS \rightarrow *Request alternative options* or INFORM_COUNT \rightarrow *Inform the user that you found + INFORM_COUNT[value] + such option(s)* (where value corresponds to the number of options matching the user request). Next, we automatically match each intent and slot with its NL description (provided in the SGD schemata) and used them to generate intent/slot-specific outlines (with stylistic adaptations where necessary): e.g., an intent “SearchOnewayFlight” and a description “Search for one-way flights to the destination of choice” would yield an outline *Express the desire*

Act	Slot/Intent	Description	Value	Outline
INFORM_INTENT	SearchOnewayFlight	Search for one-way flights to the destination of choice	–	<i>Express the desire to search for one-way flights</i>
REQUEST	number_checked_bags	Number of bags to check in	2	<i>Ask if the number of bags to check in is 2</i>

Table 5: Examples of dialogue generation outlines created from SGD schemata, that is, annotations of dialogue acts, intents, slots and values, with intent-specific rewrites in bold.

to search for one-way flights (see Table 5).

Dialogue Writing. We recruited target language native speakers fluent in English via the proz.com platform.³ Dialogue creators were presented with language-specific dialogue creation guidelines (see Appendix A), which described the goals of the task, i.e., creative writing of natural-sounding exchanges between a hypothetical user and a TOD system. An essential part of the task consisted in a cultural adaptation of the slot values, illustrated in Table 1. For all culturally and geographically specific slot values (e.g., city names, movie titles, names of artists), creators were asked to substitute them with named entities more familiar or closer to their culture (e.g., American Airlines→Aeroflot, New York→Jakarta).

Slot Span Validation. Creators performed the first round of slot span labeling while working on dialogue writing. Subsequently, the annotated data in each language underwent an additional round of manual revision by a target language native speaker and a final automatic check for slot value-span matches. We verified inter-annotator reliability on slot span labeling on Russian, where we collected slot span annotations from pairs of independent native-speaker annotators. The obtained accuracy scores (i.e., ratio of slot instances with matching spans to the total annotated instances) of 0.99 for dev data and 0.98 for test data reveal very high agreement on this task.

3 Translation versus Outline-Based

The main motivation behind the outline-based approach is to avoid the known pitfalls of *direct translation* and produce evaluation data better representing the linguistic and cultural realities of each language in the sample (see §2). To verify whether the method satisfies these goals in practice, we

first carried out a trial experiment consisting in parallel dialogue data creation using two different methods, (i) direct translation and (ii) outline-based generation. To ensure a fair comparison, we used the same sample of source SGD dialogues in both tasks, in two different ways. In (i), randomly sampled (see §2.1) English user/system utterances were extracted directly from the dataset with accompanying slot and intent annotations and subsequently translated into the target language by professional translators, also responsible for validating target language slot spans. In (ii), we automatically extracted dialogue frames, including intents and slots, corresponding to the dialogue IDs sampled in (i), and used them to generate NL outlines to guide manual dialogue creation by native speakers, relying on the procedure described in §2.1.

We also asked the participants to time themselves while working on the task. Notably, we found the annotation speed to be identical for the two methods, averaging 15 seconds per single dialogue turn (dialogue writing + slot annotation). While the translation approach does not require any creative input in terms of cultural adaptations of slot values, the outline-based approach allows freedom in terms of the linguistic expressions used, removing the need for faithful translation of the original English sentences, which ultimately results in similar time requirements on both tasks.

Quality Survey. To compare the two methods’ output, we carried out a quality survey with 15 Russian native speakers. It consisted of two consecutive parts: (1) independent and (2) comparative evaluation; the non-comparative part came first so as to avoid priming effects from an a priori awareness of systematic qualitative differences between examples coming from either method. Within each part, the order of questions was randomised. In Part 1, the respondents were presented with 6 randomly sampled dialogues from the data generated by either method (3 dialogues per method) and were asked to answer to what extent they agree with each of four statements (provided in Table 6) by

³To ensure quality, we restricted the candidate pool to users with reported target language credentials and relevant experience. Successful candidates were selected based on a qualification exercise consisting in writing a 6-turn dialogue according to outlines, analogous to those in the main task.

Instructions
Please state to what extent you agree/disagree with each statement on the scale of 1-5 (1-Strongly disagree, 5-Strongly agree)
Questions
Q1. The ASSISTANT helps satisfy the USER’s requests.
Q2. The USER speaks naturally and sounds like a Russian native speaker.
Q3. The ASSISTANT speaks naturally and sounds like a Russian native speaker.
Q4. I can easily imagine myself mentioning or hearing the proper names referred to in the dialogue (e.g., titles of films or songs, people, places) in a conversation with my Russian friends or family.

Table 6: Quality survey questions (Part 1).

giving a rating on a 5-point Likert scale. In Part 2, respondents were presented with 5 randomly sampled pairs of matching dialogue excerpts (i.e., a set of N dialogue turns extracted based on a shared dialogue ID from both datasets) and were asked to choose which excerpt (A or B) sounded more natural to them. All survey questions and instructions were translated into Russian.

Figure 1 shows average scores for each question in Part 1 across all 15 participants. The methods produce dialogues which score very similarly in terms of the assistant’s goal-orientedness (Q1) and Russian language fluency (Q3). However, the differences are clearer in scores for Q2 and Q4. First, the user utterances created based on outlines are perceived as more natural-sounding (Q2). Further, they score noticeably better in terms of the familiarity of mentioned entities. These results are encouraging, given that Q4 directly addresses one of the main objectives of our method, i.e., target language-specificity. While both approaches are capable of producing convincing Russian dialogues, the results of Part 2 are more clearly skewed in favour of the outline-based method: out of 75 comparisons (15 participants judging 5 pairs each), outline-based dialogues are preferred (i.e., judged as more natural-sounding) in 80% of cases. In Table 7 we show an example pair of dialogue excerpts from each method, analogous to those used in the survey, with accompanying English translations.

Effects of Translationese. Dialogue data are expected to be representative of a natural interaction between two interlocutors. The utterances of both the user *and* the system should reflect the properties characteristic of the conversational register in a given language, appropriate for the communicative situation at hand and the participants’ social roles

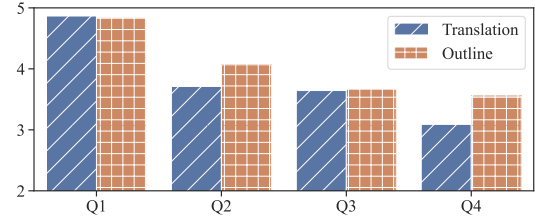


Figure 1: Average scores for each quality survey question (see Table 6) assigned to dialogue examples generated via *translation* versus *outline*-based generation.

(Chaves et al., 2019; Chaves and Gerosa, 2021). When qualitatively comparing the translation and outline-based generation in Table 7, we observe that translated utterances are often skewed to the source language syntax and lexicon (known as the “translationese” effects, Koppel and Ordan 2011), compromising fluency and idiomacity that are essential in natural-sounding exchanges.

One issue which arises in literal translation is syntactic calques from the source language. For instance, the translation of the first USER utterance (Table 7, col. ‘Translation’) uses a dative pronoun *найти мне*[DATIVE] (*find me*), even though the transitive verb *найти* (*find*) does not require the [DATIVE] case after it – a likely calque of the English expression *Can you find me*. In comparison, the corresponding outline-based generated utterance uses a more fluent construction. Another problem concerns the differences in the use of grammatical structures depending on the language register. For instance, using passive voice in spoken English is common (cf. last ASSISTANT utterance in Table 7). The literal translation of the dialogue into Russian also includes passive voice, although it is usually avoided in spoken Russian (Babby and Brecht, 1975). In contrast, the outline-based utterance uses a simpler active voice construction which has the same meaning as the one in the translation.

We observe further “translationese” effects on the lexical level, namely (i) the preference for lexical cognates of source language words, and (ii) the use of a vocabulary typical for the written language; both are exemplified by the last ASSISTANT utterance (Table 7). The translation includes the verb *запланирован* (*is planned*), even though the verb *планировать*, having the same root as English *to plan*, is rarely used in spoken Russian with regards to arranging near-future appointments and more frequently with regards to making a step-by-step plan. In contrast, the outline-based generated utterance includes the verb *забронировать* (*to book*)

Translation	Outline-based Generation
USER: Можете ли вы найти мне квартиру, в которой можно держать домашних животных? ♣	USER: Мне нужно найти квартиру в аренду в которой можно сидеть с животными.
EN: <i>Can you find me an apartment that allows pets?</i>	<i>I need to find a flat to rent in which I can live with pets.</i>
ASSISTANT: Alma Apartments предлагают 1 спальню с 1 ванной комнатой за 1 900\$ в месяц. <...>	ASSISTANT: Позволь мне предложить следующий вариант. Это однокомнатная квартира с одной ванной комнатой. Квартира находится в жилом комплексе Белая вишня. <...>
EN: <i>Alma Apartments has a 1 bedroom 1 bathroom for 1,900 per month. <...></i>	<i>Let me propose the following option. It is a 1 bedroom 1 bathroom apartment. The apartment is located in the "White Cherry" building. <...></i>
USER: Звучит многообещающе. Я бы хотел взглянуть на неё. Не могли бы вы назначить визит на 10-е число? <...> Если подумать, то лучше 12-го числа этого месяца.	USER: Отлично. Можно договориться о просмотре квартиры 10-го числа? <...> Ой не, лучше на 12 число.
EN: <i>Sounds promising. I'd like to look it over. Could you schedule a visit on the 10th? <...> On second thought, make it the 12th of this month.</i>	<i>Perfect. Could we arrange the visit on the 10th? <...> Oh no, better on the 12th.</i>
ASSISTANT: Итак, вы хотите посетить Alma Apartments 12 марта.	ASSISTANT: Резервирую осмотр квартиры в жилом комплексе Белая вишня на 12 марта?
EN: <i>Okay, you would like to visit Alma Apartments on March 12th.</i>	<i>Am I booking the visit to "White Cherry" on the 12th of March?</i>
USER: Да. Какой там номер телефона?	USER: Да, именно так. Можешь найти контактный номер телефона?
EN: <i>Yes. What is their phone number?</i>	<i>Yes, exactly. Could you find their contact number?</i>
ASSISTANT: 650-813-1369. Ваш визит запланирован. ♣♠	ASSISTANT: Да, номер телефона 650-813-1369. Я успешно забронировала осмотр.
EN: <i>It's 650-813-1369. Your visit is scheduled.</i>	<i>Yes, the phone number is 650-813-1369. I successfully booked the visit.</i>

Table 7: Comparison of dialogues generated by each method. For each user/assistant utterance, we provide the original English sentences from SGD for the translation method, and English translations of the Russian utterances written based on outlines. ♣ – syntactic similarity to source language; ♠ – lexical similarity to source language.

which is more specific to arranging appointments and more frequently used in spoken language. Similar examples for both (i) and (ii) are presented in Appendix B.

Evaluation of ToD Systems on Translation-Based versus Outline-Generated Data. The vast majority of existing NLU datasets is based on translation from English to the target language (Xu et al., 2020; van der Goot et al., 2021). This could lead to overly optimistic evaluation of cross-lingual ToD systems as the translations might not be representative of users’ language use in real life. We expect that translation-based evaluation data will lead to overly optimistic performance as it suffers from the effects of “translationese” demonstrated above.

In this diagnostic experiment, we use a *translate-train* approach where: (i) training data are translated from the source language (en) to the target (ru) via Google Translate; and (ii) the model is fine-tuned on these automatically translated data. In our analysis we test the model on evaluation data obtained in each of the following ways: (a) translated using Google Translate, (b) translated by professional translators (closest in nature to existing dialogue NLU datasets), (c) generated based on

outlines.⁴ For the experiment, we fine-tune mBERT (Devlin et al., 2019) on intent detection.⁵

The results in Table 8 indicate that the stronger performance is observed on translation-based evaluation sets than on more natural, outline-based generated examples. The results corroborate previous observations in other areas of NLP, e.g., machine translation (Graham et al., 2020), now for ToD. Crucially, this experiment verifies that using solely translation-based ToD evaluation data might yield an overly optimistic estimation of models’ cross-lingual capabilities and, consequently, too optimistic performance expectations in real-life applications. This further validates our proposed outline-based approach to (more natural and target-grounded) multilingual ToD data creation.

Analysis of Sentence Encodings. One reason behind the scores observed in Table 8 might lie in the differences between multilingual sentence encodings of English examples, examples generated via translation, and examples generated via the outline-

⁴We focus on the intent detection task to avoid the interference of noise introduced by the alignment algorithms (i.e., aligning the source language examples with automatic translations of the training data for slot labelling).

⁵A summary of training hyperparameters is provided later in §4 and in Appendix D.

Data Creation	Split	Accuracy
Google Translate	Dev	47.98
	Test	35.06
Professional Translation	Dev	48.33
	Test	34.62
Outline-based Generation	Dev	40.25
	Test	31.81

Table 8: Cross-lingual intent detection accuracy on dev and test data coming from three different data creation methods: (a) translated via Google Translate; (b) translated by professionals; and (c) outline-based generation.

based approach. To test this, we obtain sentence encodings of all user turns for one intent from the three datasets via the distilled multilingual USE sentence encoder (Yang et al., 2020; Reimers and Gurevych, 2019).⁶

As illustrated in Figure 2, the translation-based data are encoded into sentence representations that are much more similar to their English source than the corresponding outline-generated examples. The difference holds across dev and test splits and across different multilingual sentence encoders (see also Appendix C). This indicates that, as expected, the utterances obtained via translation are artificially more similar to their English counterparts than the outline-generated ones. This again underlines the finding from Table 8: multilingual TOD datasets collected via outline-based generation should lead to more realistic assessments of multilingual TOD models than translation-based multilingual TOD datasets.

Further Discussion. To meet the urgent, ever-growing demand for large-scale multilingual TOD datasets, data collection methods which efficiently leverage existing resources to generate new data fast without compromising data quality are especially needed. Direct translation has the benefit of re-using already annotated and verified data entries, moreover, it is a well-defined task which does not require task-specific guidelines or training. However, as we demonstrated here, it unnaturally skews the data towards the source language. This makes evaluation results unreliable. Our proposed ‘bottom-up’ approach produces a much more realistic benchmark for gauging models’ multilingual capabilities. The outlines provide minimal instructions to annotators, which, together with the task

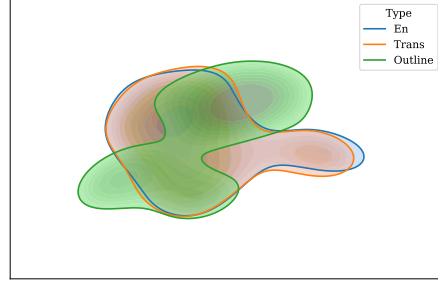


Figure 2: Kernel density estimate (KDE) plot for distributions of representations obtained by encoding user turns via distilled multilingual USE as the sentence encoder. The input sentences are either the original sentences in English (En), translated to Russian (Trans), or generated in Russian based on Outlines (Outline). Dimensionality reduction was performed using tSNE (Van der Maaten and Hinton, 2012). Pairwise KL-divergence scores between KDE-estimated Gaussians: $KL(En \parallel Trans) = 7.5 \times 10^{-4}$; $KL(En \parallel Outline) = 4.69 \times 10^{-5}$; $KL(Trans \parallel Outline) = 3.84 \times 10^{-5}$.

guidelines, prove sufficient for a single annotator to create natural-sounding user-assistant exchanges capturing predefined intents and slot values. This circumvents the need for setting up an expensive WOZ pipeline, where pairs of users interact live and their conversations are recorded.

An important area for future improvement concerns cultural debiasing of the topics, situations and concepts captured in the dialogues. Although our method generates linguistic expressions which are natural in the target language, the dialogue scenarios included in the dataset are still inherited from English. While most of these are common around the globe (e.g., searching for a property to rent, selecting a movie to watch), some are much less likely to happen in some cultures or communities (e.g., making a public money transfer). Looking ahead, creating dialogue technology and resources that are representative of and applicable within individual communities of speakers should involve a careful selection of dialogue scenarios, based on their relevance and plausibility in the culture in question, as very recently started in other NLP areas (e.g., Liu et al., 2021). In our current dataset, we ensured the applicability and comprehensibility of the concepts referred to in the dialogues by entrusting native speakers with cultural adaptations and replacements of foreign concepts with those common in their culture and environment.

⁶The same trends in the results were observed with other standard multilingual sentence encoders such as LaBSE (Feng et al., 2020), see Appendix C for additional results.

4 Baselines, Results, Discussion

COD includes labelled data and thus enables experimentation for three standard TOD tasks: i) Natural Language Understanding (NLU; intent detection and slot labelling); ii) dialogue state tracking (DST); and iii) end-to-end (E2E) dialogue modelling. In what follows, we benchmark a representative selection of state-of-the-art models (§4.1) on our new dataset, highlighting its potential for evaluation and the key challenges it presents across different tasks and experimental setups (§4.2).

Notation. A dialogue \mathcal{D} is a sequence of alternating user and system turns $\{\mathcal{U}_1, \mathcal{S}_1, \mathcal{U}_2, \mathcal{S}_2, \dots\}$. Dialogue history at turn t is the set of turns up to point t , i.e., $\mathcal{H}_t = \{\mathcal{U}_1, \mathcal{S}_1, \dots, \mathcal{U}_{t-1}, \mathcal{S}_{t-1}, \mathcal{U}_t\}$.

4.1 Baselines and Experimental Setup

We evaluate and compare the baselines for each task along the following axes: (i) different multilingual pretrained models; (ii) cross-lingual transfer approaches; (iii) in-domain versus cross-domain.

Multilingual Pretrained Models. For cross-lingual transfer based on multilingual pretrained models, we abide by the standard procedure where the entire set of encoder parameters and the task-specific classifier head are fine-tuned. We evaluate the following pretrained language models: (i) for NLU and DST, we use the Base variants of multilingual BERT (mBERT; Devlin et al., 2019) and XLM on RoBERTa (XLM-R; Conneau et al., 2020); for intent detection and slot labelling, we evaluate both a model that jointly learns the two tasks (Xu et al., 2020) as well as separate task-specific models; (ii) for E2E modelling, we use multilingual T5 (mT5; Xue et al., 2021), a sequence-to-sequence model, as it demonstrated to be the strongest baseline for cross-lingual dialogue generation (Lin et al., 2021).

Cross-lingual Transfer. We focus on two standard methods of cross-lingual transfer: (i) transfer based on multilingual pretrained models and (ii) *translate-test* (Hu et al., 2020). In (i), a Transformer-based encoder is pretrained on multiple languages with a language modelling objective, yielding strong cross-lingual representations that enable zero-shot model transfer. In (ii), test data in a target language are translated into English via a translation system. To this end, we compare translations obtained via Google Translate (GTr)⁷ and MarianMT (Junczys-Dowmunt et al., 2018).

⁷cloud.google.com/translate/docs/apis

For end-to-end training, we set up two additional cross-lingual baselines, similar to Lin et al. (2021). In few-shot fine-tuning (FF), after the model is trained on the source language data (English), it is further fine-tuned on a small number of target language dialogues. In our experiments for FF, we use dialogues in the development set in each language as few-shot learning data. In mixed language pretraining (MLT; Lin et al., 2021), the model is fine-tuned on mixed language data where the slot values in the source language data are substituted with their target language counterparts. Unlike Lin et al. (2021), we do not assume the existence of a bilingual parallel knowledge base, which is unrealistic for low-resource languages. Hence, the translations of the slot values are obtained via MarianMT (Junczys-Dowmunt et al., 2018).

In-Domain versus Cross-Domain Experiments.

COD development and test splits include examples belonging to domains which were not seen in the English training data (see Table 4). This enables cross-lingual evaluation in 3 different regimes: *in-domain* testing (**In**), where the model is evaluated on examples coming from the domains seen during training; *cross-domain testing* (**Cross**), evaluating on examples coming from the domains which were *not* seen during training; *overall* testing (**All**), evaluating on all examples in the evaluation set.

Architectures and Training Hyperparameters.

NLU in TOD consists of two tasks performed for each user turn \mathcal{U}_i : intent detection and slot labelling, which are typically framed as sentence- and token-level classification tasks, respectively. When a model is trained in a joint fashion, the two tasks share an encoder, and task specific classification layers are added on top of the encoder (Zhang et al., 2019; Xu et al., 2020). The loss is a sum of the intent classification and the slot labelling losses (cross-entropy). In *separate* training, there is no parameter sharing, so neither NLU task influences the other. The performance metrics are *accuracy* for intent detection and F_1 for slot labelling.

In the DST task, the model maps the dialogue history \mathcal{H}_t to the belief state at \mathcal{U}_t ; this includes the slot values that have been filled up to turn t . We use BERT-DST (Chao and Lane, 2019) in the experiments, which makes a binary classification regarding the relevance of every slot-value pair to the current context. During training, negative dialogue context-slot pairs are sampled randomly in a 1:1 ratio. At inference time, every context is

Setup	TrSystem	Model	Intent Detection					Slot Labelling				
			AR	ID	RU	SW	AVG	AR	ID	RU	SW	AVG
MEncoder	GTr	mBERT	18.61	17.57	22.83	6.09	16.28	21.54	15.29	24.89	8.84	17.64
TrTest		mBERT	24.46	27.34	28.97	23.93	26.18	11.70	16.36	19.56	16.67	16.07
		MarianMT	28.40	26.89	29.38	25.38	27.51	13.28	14.89	20.21	11.98	15.09
MEncoder	GTr	XLM-R	25.56	29.88	27.60	19.59	25.66	28.65	31.73	32.47	15.18	27.00
TrTest		XLM-R	27.43	29.53	29.76	26.42	28.29	10.61	19.55	18.70	14.94	15.95
		MarianMT	29.20	29.11	30.53	26.39	28.81	13.10	16.96	18.35	11.27	14.92

Table 9: Per-language NLU results for two cross-lingual transfer methods: zero-shot cross-lingual transfer using multilingual pretrained models (MEncoder) and translate-test (TrTest) with Google Translate and MarianMT; see §4.1 for more details. Translations for slot labelling were aligned using *fast_align* (Dyer et al., 2013). The results of MEncoder are from the *separate* training regime (see again §4.1). All scores are averages over 5 random seeds and follow the **All-domain** setup. Full results on the dev and test sets are provided in Appendix E.

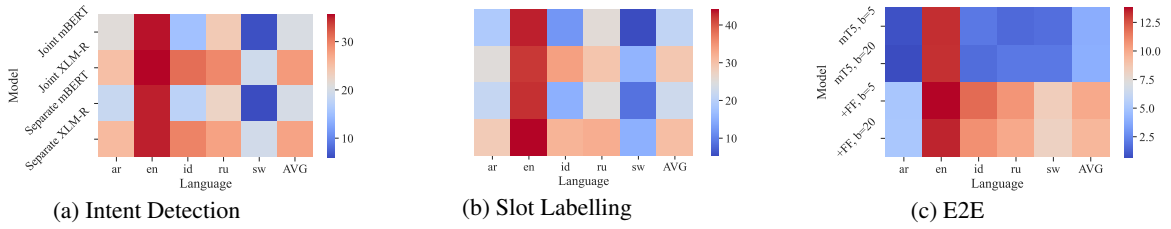


Figure 3: Per-language results over all domains. (a) and (b) share the model labels on the y-axis.

Setup	Model	E2E Training				
		AR	ID	RU	SW	AVG
MEncoder	mT5	0.90	2.06	1.63	1.79	1.60
	+FF	4.36	10.96	8.48	7.79	7.90
+MLT	mT5	4.26	10.40	9.00	7.02	7.67
TrTest	GTr	1.87	1.96	4.38	2.59	2.59
	MarianMT	1.74	1.74	4.08	1.42	2.25

Table 10: Per-language E2E results for two cross-lingual transfer methods (see also the information in Table 9).

mapped to every possible slot-value pair.

As in prior work (Lin et al., 2021), E2E modelling is framed as a seq-to-seq generation task. At every turn t , the goal is to predict the following S_t based on \mathcal{H}_t fed into the model as a concatenated string. We adopt the generative seq2seq model, termed mSeq2Seq, as used by Lin et al. (2021). This is based on mT5 Small (Xue et al., 2021) and standard top-k sampling. As in prior work (Lin et al., 2021), performance is reported as BLEU scores (Papineni et al., 2002). Unless stated otherwise, we use a beam size of 5 for generation; see also Appendix D for further details.⁸

⁸We opt for mT5 as it substantially outperformed mBART (Liu et al., 2020a) and other E2E baselines in the work of Lin et al. (2021). We leave experimentation with more sophisticated model variants (Liu et al., 2020b) and sampling methods such as nucleus sampling (Holtzman et al., 2020) for future work. For brevity, we do not report results with other automatic metrics relevant to E2E modelling such as Task Success Rate or Dialogue Success Rate (Budzianowski and Vulić, 2019).

Source Language Training. We train all models on the standard full training split of the English SGD dataset (Rastogi et al., 2020). In order to measure performance gaps due to transfer and ensure comparability of dialogue flows in all languages, we also evaluate on the corresponding subset of the full English SGD test set, which was sampled as a source for the COD dataset (see §2 and Table 4).

4.2 Results and Discussion

We now present and discuss the results of cross-lingual transfer under the experimental setups outlined in §4.1. We report both per-language scores and averages across the 4 COD target languages.

Main Results. Table 9 compares the results for the two NLU tasks, while Table 10 shows the scores in the E2E task. Both include the two main methods of cross-lingual transfer, MEncoder and TrTest. With translate-test, the gains are highly task-dependent: it performs considerably better than encoder-based transfer methods on intent detection and E2E modelling, while the opposite holds for slot labelling. We speculate that this pattern stems from the following causes: **1)** we rely on a word alignment algorithm on top of English predictions to align them with the target language, which adds noise to the final predictions. **2)** Qualitative analysis of the predictions revealed that many errors are due to incorrect ‘label granularity’ (e.g., predicting *departure city* instead of *departure air-*

port).⁹ Note that translate-test, unlike the encoder-based transfer method, assumes access to high-quality MT systems and/or parallel data for different language pairs.

Table 10 reveals large gains of TrTest over the vanilla version of MEncoder. This occurs with both MarianMT and GTr, with GTr being the consistently better-performing translation method: this corroborates recent findings on other cross-lingual NLP tasks (Ponti et al., 2021). However, the +FF results in Table 10 reverse this trend and underline the benefits of few shot target language fine-tuning in end-to-end training. The performance gains are large, even though the target language data includes only 92 dialogues (<1% of English training data). In contrast, +MLT does not have a significant impact. This could be due to i) noisy target language substitutes, as they are obtained via automatic translation, unlike in (Lin et al., 2021) where ground truth target language slot values were available; or ii) culture-specificity of slot values in COD. Thus, substitution with translations appears to be beneficial only for dialogues with a pre-defined common cross-lingual slot ontology.

In DST, irrespective of the transfer method and target language, cross-lingual performance is near-zero (not shown). These findings are in line with prior work (Ding et al., 2021) and are due to the DST task complexity. This is even more pronounced in zero-shot cross-lingual settings and especially for COD, where culture-specific slot values are obtained via outline-based generation. Given the low results, we focus on NLU and E2E as the two main tasks in all the following analyses.

Comparison of Multilingual Models on NLU. The results in Table 9 and Figure 3 indicate that XLM-R largely outperforms mBERT in all setups in both NLU tasks. The gains are more pronounced on two languages more distant from English, ID and SW. We attribute this to XLM-R being exposed to more data in these languages during pretraining than mBERT. This very reason also accounts for the discrepancy in their performance on EN relative to other languages: with XLM-R, the gap between EN scores and other languages is much smaller than with mBERT. This is especially apparent in the case of Indonesian: ID pretraining data for mBERT is less than 10% of EN pretraining

data, while their sizes are comparable in XLM-R.

Further, the results in Figure 3 indicate that joint training of two NLU tasks tends to benefit intent detection while degrading the performance on slot labelling. The reverse trend is true for separate training: slot labelling scores improve, while intent detection degrades. This confirms the trend observed in recent work (Anonymous, 2021).¹⁰

Gaps with respect to English. The per-language NLU results (see Table 9 and Figure 3, and also Appendix E) also illustrate the performance gap due to ‘information loss’ during transfer: the drops (averaged across all 4 target languages) of the strongest transfer method are ≈ 10 points on intent detection (in **All**-domains experiments), and 15 points on slot labelling, using exactly the same underlying models. Moreover, the gaps are even more pronounced for some languages (e.g., Kiswahili as the lowest-resource language), and in domain-specific setups (e.g., in **In**-domain setups).

In the E2E task, the results in Figure 3c also reveal a chasm between mT5 performance on English and the other four languages, especially so without any target-language adaptation. The gap, while still present, gets substantially reduced with the +FF model variant (see §4.1). This disparity emphasises the key importance of (i) continuous development of multilingual benchmarks inclusive of less-resourced languages to provide realistic estimates of performance on multilingual TOD, as well as (i) creation of (indispensable) in-domain data for few-shot target language adaptation.

Overall, these findings suggest the challenging nature of the COD dataset, and also call for further research on data-efficient and effective transfer methods in multilingual TOD.

In-Domain vs. Cross-Domain Evaluation.. COD not only enables cross-lingual transfer but is also the first multilingual dialogue dataset suitable for testing models in cross-domain settings: we summarise the results of this evaluation in Table 11. The key finding is that in-domain performance is much higher than cross-domain, although both have large room for improvement.

⁹This issue is more likely to occur in the case of translated text where language-specific hints for the exact slot type may get ‘lost in translation’.

¹⁰In another NLU experiment, we evaluated whether incorporating schemata into the NLU models—that is, leveraging short English descriptions of domains, intents, and slots available from the English SGD dataset—improves performance. We adapted the process of Cao and Zhang (2021) to a cross-lingual setup and obtained negative results, as using schemata yielded substantial performance drops. More details are provided in Appendix F.

Method	Model	In	Cross	All
Intent Detection (Accuracy)				
Joint	mBERT	19.09	16.92	20.41
	XLNet	31.58	21.99	28.17
Separate	mBERT	19.77	16.73	20.00
	XLNet	32.07	20.94	27.50
Slot Labelling (F_1)				
Joint	mBERT	23.46	20.74	21.13
	XLNet	53.35	26.56	37.45
Separate	mBERT	25.72	21.93	22.58
	XLNet	53.36	25.69	36.75
E2E (BLEU)				
	mT5	4.22	3.76	3.92

Table 11: Baseline results for NLU and E2E on the COD test set, averaged over all 4 target languages, in three setups (**In**- or **Cross**-domain or **All** domains). Per-language results are in Appendix E.

5 Related Work

Although a number of NLU resources have recently emerged in languages other than English, the availability of high-quality, multi-domain data to support multilingual ToD is still inconsistent (Razumovskaia et al., 2021). Translation of English data has been the predominant method for generating examples in other languages. The ATIS corpus (Hemphill et al., 1990) has been particularly widely translated, boasting translations into Chinese (He et al., 2013), Vietnamese (Dao et al., 2021), Spanish, German, Indonesian, or Turkish, among others (Susanto and Lu, 2017; Upadhyay et al., 2018; Xu et al., 2020). Bottom-up collection of ToD data directly in the target language has been the less popular choice, giving rise to monolingual datasets in French (Bonneau-Maynard et al., 2005) and Chinese (Zhang et al., 2017; Gong et al., 2019).

Thus far, the focus of existing benchmarks has been predominantly either on monolingual multi-domain (Hakkani-Tür et al., 2016; Liu et al., 2019; Larson et al., 2019) or multilingual single-domain evaluation (Xu et al., 2020), rather than balancing diversity along both these dimensions. Moreover, the current multilingual datasets are mostly constrained to the two NLU tasks of intent detection and slot labelling (Li et al., 2021; van der Goot et al., 2021), and do not enable evaluations of E2E ToD systems in multilingual setups. In order to adequately assess the strengths and generalisability of NLU as well as DST and E2E models, they should be tested both on multiple languages and multiple domains, a goal pursued in this work.

6 Conclusion and Outlook

In this work we have presented and validated a ‘bottom-up’ method for creation of multilingual task-oriented dialogue (ToD) dataset. The key idea is to map domain-specific language-independent dialogue schemata into natural language outlines, which in turn guide human dialogue generators in each target language to create natural language utterances, both on the system and on the user side. We have empirically demonstrated that the proposed outline-based approach yields more natural and culturally more adapted dialogues than the standard translation-based approach to multilingual ToD data creation. Moreover, we have proven that the standard translation-based approaches often yield over-inflated and unrealistic performance in multilingual steps, while this issue is removed with the outline-based generation pipeline.

We have also presented a new Cross-lingual Outline-based Dialogue dataset (termed COD), created via the proposed outline-based approach. The dataset covers 5 typologically diverse languages, 11 domains in total, and enables evaluations in standard NLU, DST, and end-to-end ToD tasks; this way, COD makes an important step towards challenging multilingual and multi-domain ToD evaluation in future research. We have also evaluated a series of state-of-the-art models for the different ToD tasks, setting baseline reference points, and revealing the challenging nature of the dataset with ample room for improvement.

We hope that our work will inspire future research across multiple aspects. Besides its direct potential to serve as a more challenging testbed for current and future multilingual ToD models, our work provides useful practices and insights to steer and guide similar (potentially larger-scale) data creation efforts in ToD for other, especially lower-resource, languages and domains.

Acknowledgements

■ This work has been funded by the ERC PoC Grant MultiConvAI: Enabling Multilingual Conversational AI (no. 957356) and a research donation from Huawei. The work of EMP is supported by the Facebook CIFAR AI Chair program.

References

Duygu Altinok. 2018. *An Ontology-based Dialogue Management System for Banking and Finance Dia-*

- logue Systems. In *Proceedings of the First Financial Narrative Processing Workshop (FNP)*.
- Anonymous. 2021. Data augmentation and learned layer aggregation for improved multilingual language understanding in dialogue. *OpenReview ARR*, November 2021.
- Mikel Artetxe, Gorka Labaka, and Eneko Agirre. 2020. Translation Artifacts in Cross-lingual Transfer Learning. In *Proceedings of EMNLP 2020*, pages 7674–7684.
- Leonard H Babby and Richard D Brecht. 1975. The syntax of voice in Russian. *Language*, pages 342–367.
- Valentina Bellomaria, Giuseppe Castellucci, Andrea Favalli, and Raniero Romagnoli. 2019. *Almawave-SLU: A new dataset for SLU in Italian*. arXiv preprint arXiv:1907.07526.
- Dan Bohus and Alexander I Rudnicky. 2009. The ravenclaw dialog management framework: Architecture and systems. *Computer Speech & Language*, 23(3):332–361.
- Helene Bonneau-Maynard, Sophie Rosset, Christelle Ayache, A. Kuhn, and Djamel Mostefa. 2005. Semantic annotation of the French Media Dialog Corpus. In *Proceedings of the 9th European Conference on Speech Communication and Technology*, pages 3457–3460.
- Paweł Budzianowski and Ivan Vulić. 2019. Hello, It’s GPT-2-How Can I Help You? Towards the use of pretrained language models for task-oriented dialogue systems. In *Proceedings of the 3rd Workshop on Neural Generation and Translation*, pages 15–22.
- Paweł Budzianowski, Tsung-Hsien Wen, Bo-Hsiang Tseng, Iñigo Casanueva, Stefan Ultes, Osman Ramadan, and Milica Gasic. 2018. *MultiWOZ-A large-scale multi-domain Wizard-of-Oz dataset for task-oriented dialogue modelling*. In *Proceedings of EMNLP 2018*, pages 5016–5026.
- Jie Cao and Yi Zhang. 2021. A comparative study on schema-guided dialogue state tracking. In *Proceedings of the 2021 Conference of the North American Chapter of the Association for Computational Linguistics: Human Language Technologies*, pages 782–796, Online. Association for Computational Linguistics.
- Giuseppe Castellucci, Valentina Bellomaria, Andrea Favalli, and Raniero Romagnoli. 2019. *Multilingual Intent Detection and Slot Filling in a Joint BERT-based Model*. arXiv preprint arXiv:1907.02884.
- Guan-Lin Chao and Ian Lane. 2019. *BERT-DST: Scalable End-to-End Dialogue State Tracking with Bidirectional Encoder Representations from Transformer*. In *Proc. Interspeech 2019*, pages 1468–1472.
- Ana Paula Chaves, Eck Doerry, Jesse Egbert, and Marco Gerosa. 2019. It’s How You Say It: Identifying Appropriate Register for Chatbot Language Design. In *Proceedings of the 7th International Conference on Human-Agent Interaction*, HAI ’19, page 102–109.
- Ana Paula Chaves and Marco Aurelio Gerosa. 2021. Why Should We Care About Register? Reflections on Chatbot Language Design. *arXiv preprint arXiv:2104.14699*.
- Jonathan H Clark, Eunsol Choi, Michael Collins, Dan Garrette, Tom Kwiatkowski, Vitaly Nikolaev, and Jennimaria Palomaki. 2020. TyDi QA: A Benchmark for Information-Seeking Question Answering in Typologically Diverse Languages. *TACL*, 8:454–470.
- Alexis Conneau, Kartikay Khandelwal, Naman Goyal, Vishrav Chaudhary, Guillaume Wenzek, Francisco Guzmán, Edouard Grave, Myle Ott, Luke Zettlemoyer, and Veselin Stoyanov. 2020. *Unsupervised Cross-lingual Representation Learning at Scale*. In *Proceedings of ACL 2020*, pages 8440–8451.
- Mai Hoang Dao, Thinh Hung Truong, and Dat Quoc Nguyen. 2021. Intent Detection and Slot Filling for Vietnamese. In *Proc. Interspeech 2021*, pages 4698–4702.
- Kerstin Denecke, Mauro Tschanz, Tim Lucas Dörner, and Richard May. 2019. Intelligent Conversational Agents in Healthcare: Hype or Hope? *Studies in Health Technology and Informatics*, 259:77–84.
- Jacob Devlin, Ming-Wei Chang, Kenton Lee, and Kristina Toutanova. 2019. *BERT: Pre-training of Deep Bidirectional Transformers for Language Understanding*. In *Proceedings of NAACL-HLT 2019*, volume 1, pages 4171–4186.
- Bosheng Ding, Junjie Hu, Lidong Bing, Sharifah Mahani Aljunied, Shafiq Joty, Luo Si, and Chunyan Miao. 2021. *GlobalWoZ: Globalizing MultiWoZ to Develop Multilingual Task-Oriented Dialogue Systems*. arXiv preprint arXiv:2110.07679.
- Chris Dyer, Victor Chahuneau, and Noah A Smith. 2013. A Simple, Fast, and Effective Reparameterization of IBM Model 2. In *Proceedings of NAACL-HLT 2013*, pages 644–648.
- M. Amin Farajian, António V. Lopes, André F. T. Martins, Sameen Maruf, and Gholamreza Haffari. 2020. Findings of the WMT 2020 shared task on chat translation. In *Proceedings of the Fifth Conference on Machine Translation*, pages 65–75, Online. Association for Computational Linguistics.
- Fangxiaoyu Feng, Yinfei Yang, Daniel Cer, Naveen Arivazhagan, and Wei Wang. 2020. *Language-Agnostic BERT Sentence Embedding*. arXiv preprint arXiv:2007.01852.

- Yu Gong, Xusheng Luo, Yu Zhu, Wenwu Ou, Zhao Li, Muhua Zhu, Kenny Q Zhu, Lu Duan, and Xi Chen. 2019. [Deep Cascade Multi-task Learning for Slot Filling in Chinese E-commerce Shopping Guide Assistant](#). In *Proceedings of AAAI 2019*, volume 33, pages 6465–6472.
- Yvette Graham, Barry Haddow, and Philipp Koehn. 2020. [Statistical Power and Translationese in Machine Translation Evaluation](#). In *Proceedings of EMNLP 2020*, pages 72–81.
- Narendra Gupta, Gokhan Tur, Dilek Hakkani-Tur, Srinivas Bangalore, Giuseppe Riccardi, and Mazin Gilbert. 2005. [The AT&T Spoken Language Understanding System](#). *IEEE Transactions on Audio, Speech, and Language Processing*, 14(1):213–222.
- Dilek Hakkani-Tür, Gökhan Tür, Asli Celikyilmaz, Yun-Nung Chen, Jianfeng Gao, Li Deng, and Ye-Yi Wang. 2016. [Multi-Domain Joint Semantic Frame Parsing Using Bi-directional RNN-LSTM](#). In *Proceedings of Interspeech 2016*, pages 715–719.
- Xiaodong He, Li Deng, Dilek Hakkani-Tur, and Gokhan Tur. 2013. [Multi-style Adaptive Training for Robust Cross-lingual Spoken Language Understanding](#). In *Proceedings of ICASSP 2013*, pages 8342–8346. IEEE.
- Charles T. Hemphill, John J. Godfrey, and George R. Doddington. 1990. [The ATIS spoken language systems pilot corpus](#). In *Speech and Natural Language: Proceedings of a Workshop Held at Hidden Valley, Pennsylvania, June 24-27, 1990*.
- Ari Holtzman, Jan Buys, Li Du, Maxwell Forbes, and Yejin Choi. 2020. [The Curious Case of Neural Text Degeneration](#). In *Proceedings of ICLR 2020*. OpenReview.net.
- Junjie Hu, Sebastian Ruder, Aditya Siddhant, Graham Neubig, Orhan Firat, and Melvin Johnson. 2020. [XTREME: A Massively Multilingual Multi-task Benchmark for Evaluating Cross-lingual Generalisation](#). In *Proceedings of ICML 2020*, pages 4411–4421.
- Marcin Junczys-Dowmunt, Roman Grundkiewicz, Tomasz Dwojak, Hieu Hoang, Kenneth Heafield, Tom Neckermann, Frank Seide, Ulrich Germann, Alham Fikri Aji, Nikolay Bogoychev, André F. T. Martins, and Alexandra Birch. 2018. [Marian: Fast Neural Machine Translation in C++](#). In *Proceedings of ACL 2018, System Demonstrations*, pages 116–121.
- John F Kelley. 1984. [An Iterative Design Methodology for User-friendly Natural Language Office Information Applications](#). *ACM Transactions on Information Systems (TOIS)*, 2(1):26–41.
- Moshe Koppel and Noam Ordan. 2011. [Translationese and Its Dialects](#). In *Proceedings of the ACL-HLT*, pages 1318–1326.
- Jitin Krishnan, Antonios Anastasopoulos, Hemant Purohit, and Huzefa Rangwala. 2021. [Multilingual Code-Switching for Zero-Shot Cross-Lingual Intent Prediction and Slot Filling](#). In *Proceedings of the 1st Workshop on Multilingual Representation Learning*, pages 211–223.
- Stefan Larson, Anish Mahendran, Joseph J. Peper, Christopher Clarke, Andrew Lee, Parker Hill, Jonathan K. Kummerfeld, Kevin Leach, Michael A. Laurenzano, Lingjia Tang, and Jason Mars. 2019. [An evaluation dataset for intent classification and out-of-scope prediction](#). In *Proceedings of EMNLP-IJCNLP 2019*, pages 1311–1316.
- Gennadi Lembersky, Noam Ordan, and Shuly Wintner. 2012. [Language Models for Machine Translation: Original vs. Translated Texts](#). *Computational Linguistics*, 38(4):799–825.
- Haoran Li, Abhinav Arora, Shuohui Chen, Anchit Gupta, Sonal Gupta, and Yashar Mehdad. 2021. [MTOP: A Comprehensive Multilingual Task-Oriented Semantic Parsing Benchmark](#). In *Proceedings of EACL 2021*, pages 2950–2962.
- Zhaojiang Lin, Andrea Madotto, Genta Indra Winata, Peng Xu, Feijun Jiang, Yuxiang Hu, Chen Shi, and Pascale Fung. 2021. [BiToD: A Bilingual Multi-Domain Dataset For Task-Oriented Dialogue Modeling](#). *arXiv preprint arXiv:2106.02787*.
- Fangyu Liu, Emanuele Bugliarello, Edoardo Maria Ponti, Siva Reddy, Nigel Collier, and Desmond Elliott. 2021. [Visually grounded reasoning across languages and cultures](#). In *Proceedings of the 2021 Conference on Empirical Methods in Natural Language Processing*, pages 10467–10485, Online and Punta Cana, Dominican Republic. Association for Computational Linguistics.
- Xingkun Liu, Arash Eshghi, Pawel Swietojanski, and Verena Rieser. 2019. [Benchmarking Natural Language Understanding Services for Building Conversational Agents](#). *arXiv preprint arXiv:1903.05566*.
- Yinhan Liu, Jiatao Gu, Naman Goyal, Xian Li, Sergey Edunov, Marjan Ghazvininejad, Mike Lewis, and Luke Zettlemoyer. 2020a. [Multilingual Denoising Pre-training for Neural Machine Translation](#). *TACL*, 8:726–742.
- Zihan Liu, Genta Indra Winata, Zhaojiang Lin, Peng Xu, and Pascale Fung. 2020b. [Attention-Informed Mixed-Language Training for Zero-Shot Cross-Lingual Task-Oriented Dialogue Systems](#). In *Proceedings of AAAI 2020*, pages 8433–8440.
- Christian Muise, Tathagata Chakraborti, Shubham Agarwal, Ondrej Bajgar, Arunima Chaudhary, Luis A Lastras-Montano, Josef Ondrej, Miroslav Vodolan, and Charlie Wiecha. 2019. [Planning for Goal-oriented Dialogue Systems](#). *arXiv preprint arXiv:1910.08137*.

- Kishore Papineni, Salim Roukos, Todd Ward, and Wei-Jing Zhu. 2002. [Bleu: a Method for Automatic Evaluation of Machine Translation](#). In *Proceedings of ACL 2002*, pages 311–318.
- Edoardo Maria Ponti, Goran Glavaš, Olga Majewska, Qianchu Liu, Ivan Vulić, and Anna Korhonen. 2020. [XCOPA: A Multilingual Dataset for Causal Commonsense Reasoning](#). In *Proceedings of the 2020 Conference on Empirical Methods in Natural Language Processing (EMNLP)*, pages 2362–2376.
- Edoardo Maria Ponti, Julia Kreutzer, Ivan Vulić, and Siva Reddy. 2021. [Modelling Latent Translations for Cross-Lingual Transfer](#). *CoRR*, abs/2107.11353.
- Jun Quan, Shian Zhang, Qian Cao, Zizhong Li, and Deyi Xiong. 2020. [RiSAWOZ: A Large-Scale Multi-Domain Wizard-of-Oz Dataset with Rich Semantic Annotations for Task-Oriented Dialogue Modeling](#). In *Proceedings of EMNLP 2020*, pages 930–940.
- Abhinav Rastogi, Xiaoxue Zang, Srinivas Sunkara, Raghav Gupta, and Pranav Khaitan. 2020. [Towards Scalable Multi-domain Conversational Agents: The Schema-guided Dialogue Dataset](#). In *Proceedings of the AAAI Conference on Artificial Intelligence*, volume 34, pages 8689–8696.
- Evgeniia Razumovskaia, Goran Glavaš, Olga Majewska, Edoardo M. Ponti, Anna Korhonen, and Ivan Vulić. 2021. [Crossing the conversational chasm: A primer on natural language processing for multilingual task-oriented dialogue systems](#).
- Nils Reimers and Iryna Gurevych. 2019. [Sentence-BERT: Sentence Embeddings using Siamese BERT-Networks](#). In *Proceedings of EMNLP-IJCNLP 2019*, pages 3982–3992.
- Sebastian Schuster, Sonal Gupta, Rushin Shah, and Mike Lewis. 2019. [Cross-lingual Transfer Learning for Multilingual Task Oriented Dialog](#). In *Proceedings of NAACL-HLT 2019*, volume 1, pages 3795–3805.
- Pararth Shah, Dilek Hakkani-Tür, Gokhan Tür, Abhinav Rastogi, Ankur Bapna, Neha Nayak, and Larry Heck. 2018. [Building a Conversational Agent Overnight with Dialogue Self-play](#). *arXiv preprint arXiv:1801.04871*.
- Aditya Siddhant, Melvin Johnson, Henry Tsai, Naveen Ari, Jason Riesa, Ankur Bapna, Orhan Firat, and Karthik Raman. 2020. [Evaluating the Cross-Lingual Effectiveness of Massively Multilingual Neural Machine Translation](#). In *Proceedings of AAAI 2020*, pages 8854–8861.
- Raymond Hendy Susanto and Wei Lu. 2017. [Neural Architectures for Multilingual Semantic Parsing](#). In *Proceedings of ACL 2017*, volume 2, pages 38–44.
- Shyam Upadhyay, Manaal Faruqui, Gokhan Tür, Hakkani-Tür Dilek, and Larry Heck. 2018. [\(Almost\) Zero-shot Cross-lingual Spoken Language Understanding](#). In *2018 IEEE International Conference on Acoustics, Speech and Signal Processing (ICASSP)*, pages 6034–6038. IEEE.
- Rob van der Goot, Ibrahim Sharaf, Aizhan Imankulova, Ahmet Üstün, Marija Stepanović, Alan Ramponi, Siti Oryza Khairunnisa, Mamoru Komachi, and Barbara Plank. 2021. [From masked language modeling to translation: Non-English auxiliary tasks improve zero-shot spoken language understanding](#). In *Proceedings of the 2021 Conference of the North American Chapter of the Association for Computational Linguistics: Human Language Technologies*, pages 2479–2497, Online. Association for Computational Linguistics.
- Laurens Van der Maaten and Geoffrey Hinton. 2012. [Visualizing Non-metric Similarities in Multiple Maps](#). *Machine learning*, 87(1):33–55.
- Vered Volansky, Noam Ordan, and Shuly Wintner. 2015. [On the Features of Translationese](#). *Digital Scholarship in the Humanities*, 30(1):98–118.
- Tsung-Hsien Wen, Milica Gašić, Nikola Mrkšić, Lina M. Rojas-Barahona, Pei-Hao Su, David Vandyke, and Steve Young. 2016. [Multi-domain Neural Network Language Generation for Spoken Dialogue Systems](#). In *Proceedings of NAACL-HLT 2016*, pages 120–129.
- Weijia Xu, Batool Haider, and Saab Mansour. 2020. [End-to-End Slot Alignment and Recognition for Cross-Lingual NLU](#). In *Proceedings of EMNLP 2020*, pages 5052–5063.
- Linting Xue, Noah Constant, Adam Roberts, Mihir Kale, Rami Al-Rfou, Aditya Siddhant, Aditya Barua, and Colin Raffel. 2021. [mT5: A Massively Multilingual Pre-trained Text-to-Text Transformer](#). In *Proceedings of NAACL-HLT 2021*, pages 483–498.
- Yinfei Yang, Daniel Cer, Amin Ahmad, Mandy Guo, Jax Law, Noah Constant, Gustavo Hernandez Abrego, Steve Yuan, Chris Tar, Yun-hsuan Sung, Brian Strope, and Ray Kurzweil. 2020. [Multilingual Universal Sentence Encoder for Semantic Retrieval](#). In *Proceedings of ACL 2020, System Demonstrations*, pages 87–94.
- Steve Young, Milica Gašić, Blaise Thomson, and Jason D. Williams. 2013. [POMDP-based Statistical Spoken Dialog Systems: A Review](#). *Proceedings of the IEEE*, 101(5):1160–1179.
- Xiaoxue Zang, Abhinav Rastogi, Srinivas Sunkara, Raghav Gupta, Jianguo Zhang, and Jindong Chen. 2020. [MultiWOZ 2.2: A Dialogue Dataset with Additional Annotation Corrections and State Tracking Baselines](#). In *Proceedings of the 2nd Workshop on Natural Language Processing for Conversational AI*, pages 109–117.

- Wei-Nan Zhang, Zhigang Chen, Wanxiang Che, Guoping Hu, and Ting Liu. 2017. [The First Evaluation of Chinese Human-computer Dialogue Technology](#). arXiv preprint arXiv:1709.10217.
- Zhichang Zhang, Zhenwen Zhang, Haoyuan Chen, and Zhiman Zhang. 2019. [A Joint Learning Framework with BERT for Spoken Language Understanding](#). *IEEE Access*, 7:168849–168858.
- Qi Zhu, Kaili Huang, Zheng Zhang, Xiaoyan Zhu, and Minlie Huang. 2020. [CrossWOZ: A Large-Scale Chinese Cross-Domain Task-Oriented Dialogue Dataset](#). *TACL*, 8:281–295.
- Lei Zuo, Kun Qian, Bowen Yang, and Zhou Yu. 2021. [AllWOZ: Towards Multilingual Task-Oriented Dialog Systems for All](#). *CoRR*, abs/2112.08333.

A Dialogue Generation Guidelines

Imagine having a conversation with a virtual or telephone assistant, where you want to complete a specific task. For example, you feel like going to a concert and would like to find out if there are any in your area, or would like to travel and need to book a flight.

In this task, we ask you to take on both roles, the user and the assistant: what would a helpful assistant reply to your query? Try and imagine an actual conversation you might have with an employee of a hotel or an airline, or at a tourist information office – the aim is to write down natural conversations that could take place between two *language_name* speakers.¹¹

As a user, you will need to provide all the information that the assistant might need to carry out the task for you. You can be casual, like with someone you know and would address directly. As an assistant, you will provide information about flights, events, music, movies, or make suggestions that may interest the user.

In this task, we will provide you with brief instructions and types of information that the conversation between the user and the assistant should contain. However, to make the dialogues more natural to (hypothetical) *language_name* users, we encourage you to replace proper names which relate to English song titles, films, airline companies, cities, etc., with equivalents in *language_name*. You have complete freedom to make the replacements as you feel appropriate, as long as they are consistent within a single dialogue. See examples in Table 1.

It is likely that some concepts found in the English-language outlines do not exist in your culture or are unfamiliar to *language_name* speakers. Feel free to omit or creatively change these cases, so that the dialogues are fully understandable to *language_name* speakers.

¹¹We provide a general guidelines template, where “*language_name*” is a placeholder for the target language name.

B Translation-Based versus Outline-Based Generation: Additional Examples

Dial. ID	Example in <i>translation</i>	Example in <i>outline-generated</i>	English example	Type & Comment on issue in <i>translation</i>
1_00030	Дата вылета и место назначения?	Конечно, на какое число и куда ты хотел бы полететь?	Departure date and destination?	♠: the word "дата" [date] is not used in spoken language; rather, "какое число" [which number] is used
1_00041	Откуда вылетаете и куда направляетесь? На какую дату вы хотели бы вылететь?	Я могу помочь, откуда и куда полетите и на какое число мне искать билет?	Where would you like to leave from and where do you want to go? What date would you like to travel?	
1_00090	Есть ли другие рейсы? У меня 0 сумок для регистрации.	Мне нужен билет без багажа. Можем поискать еще другие варианты?	Hmm, are there any other flights? There are 0 bags for me to check in.	♠: use of the number "0" is unnatural in spoken language; in outline-generated examples the speakers opt for "без" [without]. This seems like an artefact of translation being a text-to-text task.
12_00100	Delta Airlines, 1 рейс в 9:15 утра, 207\$, 0 пересадок	Мне удалось найти один рейс Аэрофлотом без пересадки за 15000 рублей. Отправление в 9:15 утра.	delta airlines 1 flight 9:15 am \$207 0 layovers	
3_00113	Не хотите ли вы запланировать визит, чтобы осмотреть недвижимость?	Вы хотели бы забронировать осмотр квартиры на какую-нибудь дату?	Do you want to schedule a visit to check out the property?	♠: use of verb "планировать" [calque from <i>to plan</i>] instead of other more suited options (e.g., "хотели бы" [would like to])
12_00089	На какой день планируете вылет?	В какой день вы бы хотели полететь?	Which is your preferred day of travel?	
4_00053	Меблирована ли квартира? – К сожалению, это не меблированная квартира.	Там есть мебель? – Квартира без мебели.	Is it furnished? – Unfortunately, it isn't a furnished apartment.	♣: use of passive voice (e.g., "меблирована" [furnished]) which is rare in spoken language
11_00016	Перевод начал!	Трансакция прошла успешно.	Your transfer has been initiated!	
5_00040	Можете ли вы найти мне музей в Лондоне, Великобритания?	Хочу сегодня сходить в музей в Москве.	Can you find me a museum to visit in London, UK?	♣: use of a calque structure "Можете ли вы найти мне"
5_00085	Можете ли вы найти мне фильм, режиссером которого является Клер Дени?	Покажи фильмы с Максимом Матвеевым.	Can you find me a movie directed by Claire Denis?	[Can you find me]

Table 12: Examples of unnatural linguistic choices in translations vs. outline-based generated sentences: ♠ – for choice of lexical cognates closer to source language; and ♣ – for syntactic calques from the source language.

C Additional Sentence Similarity Scores

We also show additional (cosine) similarity scores between sentences generated via different data creation approaches (see §3 in the main paper) in Table 13 below.

Split	Encoder	Translation	Outline
Dev	mDistilUSE ^a	0.80135	0.48491
Test	mDistilUSE	0.78755	0.49853
Dev	LaBSE ^b	0.85850	0.54040
Test	LaBSE	0.84416	0.55156
Dev	para-MiniLM ^c	0.83462	0.57392
Test	para-MiniLM	0.84417	0.55156

Table 13: Cosine similarities between encodings of English sentences, their translations to Russian (column Translation) and their counterparts generated based on outlines (Outline).

^aReimers and Gurevych (2019); Available at <https://huggingface.co/sentence-transformers/distiluse-base-multilingual-cased-v1>

^bFeng et al. (2020); Available at <https://huggingface.co/sentence-transformers/LaBSE>

^cReimers and Gurevych (2019); Available at <https://huggingface.co/sentence-transformers/paraphrase-multilingual-MiniLM-L12-v2>.

D Training Hyper-Parameters

Parameter	Value
Epochs	5
Batch size	32 (8 for end-to-end)
Learning Rate	2e-5
LR Scheduler	Linear
Weight Decay	0.01
Optimizer	Adam

Table 14: Training hyper-parameters.

E Full NLU Results Per Language

Full (in-domain, cross-domain, all-domains) per-language results on COD, with different NLU model variants based on multilingual encoders are provided in: 2) Table 16 (Intent classification, Development data); 1) Table 17 (Intent classification, Test data); 3) Table 18 (Slot labelling, Development data); 4) Table 19 (Slot labelling, Test data).

F Leveraging SGD Schemata in NLU?

Since the English SGD dataset (Shah et al., 2018; Rastogi et al., 2020) served as the starting point for COD, we have access to its metadata (termed

Schema?	AR	ID	RU	SW	AVG
Without	18.61	17.57	22.83	6.09	16.28
With	14.50	8.88	14.20	4.14	10.43

Table 15: Results for schema-based intent prediction with mBERT based model.

schemata): short descriptions of domains, intents and slots released with SGD, provided in the English language. Leveraging such schemata was proven useful for boosting NLU results in monolingual English-only scenarios (Rastogi et al., 2020). We thus evaluate whether incorporation of such schemata into the NLU models may positively impact their performance also in cross-lingual setups.

For the intent detection task, we use domain and intent descriptions as the schema. Schemata are encoded with the multilingual pretrained model (mBERT) and are not fine-tuned in training, following the setup of Rastogi et al. (2020). To ensure comparability with results without schemata, we use only the user utterance as input into the intent classification model. At inference, we follow the process described by Cao and Zhang (2021), where the schema for every intent is passed into the model together with the user utterance. The probability of the corresponding intent is recorded. If there is no intent with probability >0.5 , NONE intent is predicted. This is a slightly different than our standard setup without the schema, where NONE intent is an additional class.

The results in Table 15 show that the use of schemata in cross-lingual settings does not provide performance boosts for intent prediction; on the contrary, we note a performance drop across the board. This could be a consequence of the increased number of trainable parameters due to the incorporation of schema embeddings into the model, which also might result in overfitting to the English training data.

	Model	en			ar			id			ru			swa			AVG			Δen		
		in	cross	all	in	cross	all	in	cross	all	in	cross	all	in	cross	all	in	cross	all	in	cross	all
Joint	mBERT	55.83	40.45	51.56	28.49	26.07	29.32	33.03	30.94	31.71	31.29	22.25	28.57	14.16	7.48	9.88	26.74	21.69	24.87	-29.09	-18.77	-26.69
	XLm-R	54.02	40.90	50.93	46.29	30.19	41.97	46.82	35.96	44.57	38.26	32.66	39.33	36.06	29.74	33.71	41.85	32.14	39.90	-12.17	-8.76	-11.03
Separate	mBERT	53.48	40.08	50.06	31.14	26.97	28.93	35.38	28.54	32.02	35.98	20.15	30.70	17.00	7.50	11.95	29.87	20.79	25.90	-23.61	-19.29	-24.16
	XLm-R	55.08	41.05	51.49	46.82	30.41	42.50	45.76	35.66	43.69	39.17	33.41	40.25	32.80	30.34	32.72	41.14	32.46	39.79	-13.94	-8.59	-11.70

Table 16: Intent detection. Per-language results on the development set of the COD dataset. The results are an average of 5 random seeds. *in* corresponds to In-domain results; *cross* corresponds to Cross-domain testing; *all* denotes the results on All-domains. Δen shows the gap between the results averaged across the four target languages (the AVG block) to the corresponding performance in English.

	Model	en			ar			id			ru			swa			AVG			Δen		
		in	cross	all	in	cross	all	in	cross	all	in	cross	all	in	cross	all	in	cross	all	in	cross	all
Joint	mBERT	42.12	27.64	35.27	15.49	18.17	21.27	17.11	14.00	15.24	23.90	13.81	18.01	6.90	6.78	6.36	15.85	13.19	15.22	-26.27	-14.45	-20.05
	XLm-R	44.07	27.76	35.68	23.01	19.46	25.15	36.99	23.56	31.15	33.10	22.07	29.53	20.71	17.12	19.35	28.45	20.55	26.30	-15.62	-7.21	-9.38
Separate	mBERT	40.53	27.64	34.91	17.35	17.86	18.61	21.24	13.92	17.57	22.83	12.04	18.05	7.71	6.16	6.09	17.28	12.50	15.08	-23.25	-15.14	-19.83
	XLm-R	44.42	26.63	34.88	25.13	19.14	25.56	35.75	22.46	29.88	32.74	19.61	27.60	22.27	16.84	19.59	28.97	19.51	25.66	-15.45	-7.12	-9.22

Table 17: Intent detection. Per-language results on the test set of the COD dataset. The results are an average of 5 random seeds. *in* corresponds to In-domain results; *cross* corresponds to Cross-domain testing; *all* denotes the results on All-domains. Δen shows the gap between the results averaged across the four target languages (the AVG block) to the corresponding performance in English.

	Model	en			ar			id			ru			swa			AVG			Δen		
		in	cross	all	in	cross	all	in	cross	all	in	cross	all	in	cross	all	in	cross	all	in	cross	all
Joint	mBERT	80.5	38.36	55.22	34.77	21.86	26.62	22.72	16.16	18.47	50.06	16.49	28.65	23.45	6.46	12.88	32.75	15.24	21.66	-47.79	-23.12	-33.56
	XLm-R	78.91	39.26	55.14	44.32	20.03	29.56	49.85	27.34	36.41	52.06	29.24	38.91	41.62	16.96	27.23	46.96	23.39	33.03	-31.95	-15.87	-22.11
Separate	mBERT	81.27	34.12	53.07	39.54	22.83	29.09	22.82	18.00	19.66	45.79	17.08	29.07	21.27	6.61	12.27	32.36	16.13	22.52	-48.91	-17.99	-30.55
	XLm-R	80.37	36.22	54.01	48.28	20.36	31.25	46.11	29.29	35.72	54.12	27.72	38.38	37.89	14.85	24.40	46.60	23.06	32.44	-33.77	-13.16	-21.57

Table 18: Slot labelling. Per-language results on the development set of the COD dataset. The results are an average of 5 random seeds. *in* corresponds to In-domain results; *cross* corresponds to Cross-domain testing; *all* denotes the results on All-domains. Δen shows the gap between the results averaged across the four target languages (the AVG block) to the corresponding performance in English.

	Model	en			ar			id			ru			swa			AVG			Δen		
		in	cross	all	in	cross	all	in	cross	all	in	cross	all	in	cross	all	in	cross	all	in	cross	all
Joint	mBERT	42.12	42.89	43.23	23.64	17.54	19.02	20.27	11.19	12.40	20.28	24.21	25.52	11.00	7.89	5.47	18.80	15.21	15.60	-23.32	-27.68	-27.63
	XLm-R	44.35	41.13	41.95	28.09	28.27	28.14	43.52	31.44	33.86	28.33	30.04	29.60	19.46	14.78	15.61	29.85	26.13	26.80	-14.50	-15.00	-15.15
Separate	mBERT	41.62	42.74	42.36	26.35	20.36	21.54	24.20	12.72	15.30	20.85	26.08	24.89	15.60	7.77	8.84	21.75	16.73	17.64	-19.87	-26.01	-24.72
	XLm-R	46.13	43.84	44.16	27.13	29.22	28.65	40.69	29.45	31.73	33.29	32.44	32.47	19.75	14.13	15.19	30.22	26.31	27.01	-15.91	-17.53	-17.15

Table 19: Slot labelling. Per-language results on the test set of the COD dataset. The results are an average of 5 random seeds. *in* corresponds to In-domain results; *cross* corresponds to Cross-domain testing; *all* denotes the results on All-domains. Δen shows the gap between the results averaged across the four target languages (the AVG block) to the corresponding performance in English.