

Self-Supervised Moving Vehicle Detection from Audio-Visual Cues

Jannik Zürn and Wolfram Burgard

Abstract—Robust detection of moving vehicles is a critical task for any autonomously operating outdoor robot or self-driving vehicle. Most modern approaches for solving this task rely on training image-based detectors using large-scale vehicle detection datasets such as nuScenes or the Waymo Open Dataset. Providing manual annotations is an expensive and laborious exercise that does not scale well in practice. To tackle this problem, we propose a self-supervised approach that leverages audio-visual cues to detect moving vehicles in videos. Our approach employs contrastive learning for localizing vehicles in images from corresponding pairs of images and recorded audio. In extensive experiments carried out with a real-world dataset, we demonstrate that our approach provides accurate detections of moving vehicles and does not require manual annotations. We furthermore show that our model can be used as a teacher to supervise an audio-only detection model. This student model is invariant to illumination changes and thus effectively bridges the domain gap inherent to models leveraging exclusively vision as the predominant modality.

I. INTRODUCTION

The accurate and robust detection of moving vehicles has crucial relevance for autonomous robots operating in outdoor environments [10], [11], [25]. In the context of self-driving cars, other moving vehicles have to be detected accurately even in challenging environmental conditions since knowing their positions and velocities is highly relevant for predicting their future movements and for planning the ego-trajectory. Also, robots operating in areas reserved for pedestrians such as sidewalks or pedestrian zones, e.g., delivery robots, benefit substantially from precise detections. Such detections, for example, enable delivery robot applications to safely cross a street [11], [14], [15].

With the rise of Deep Learning-based methods, training image-based vehicle detectors in a supervised fashion has made substantial progress. However, creating and curating large-scale datasets, which are necessary to train such detectors, are expensive and time-consuming tasks. Previous works have shown that the performance of well-trained detectors can break down easily if they are presented with image data distributions different from distributions encountered during training. For outdoor robots, this domain gap may be induced by changes in environmental conditions such as rain, fog, or low illumination during nighttime [21]. While recent approaches in the area of domain adaptation in computer vision show encouraging results [21], [22], most high-performing approaches still require a large amount of hand-annotated images from all relevant domains in order to not exhibit a large domain gap.

Due to the evident domain gap for vision-based detection systems, some works consider the auditory domain instead

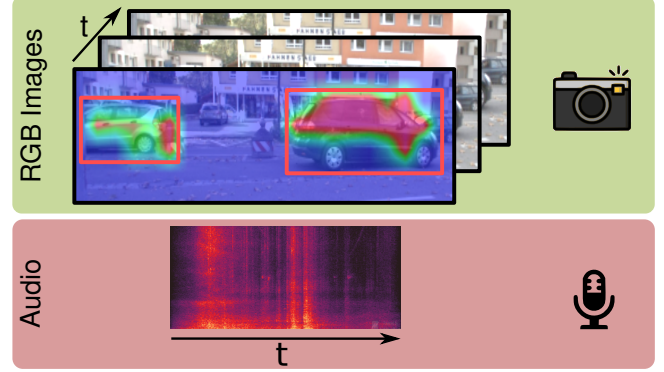


Fig. 1: We use unlabeled video clips of street scenes recorded with a camera and a multi-channel microphone array and leverage the audio-visual correspondence of features from each modality to train an audio-visual vehicle detection model. The bounding boxes predicted by this model can be used for a downstream student model that does not depend on the visual domain for vehicle detection.

of the visual domain for object detection. The auditory domain does not exhibit a domain gap between different lighting conditions, which makes this modality robust to such environmental conditions. The task of Sound Event Localization and Detection (SELD) is to localize and detect sound-emitting objects using sound recordings of a multi-channel microphone array. The difference in signal volume and time difference of arrival between the microphones can be exploited to infer the location of a sound-emitting object relative to the position of the microphones [1]. However, state-of-the-art learning-based approaches for solving the SELD problem also require hand-annotated labels to be able to infer the sound direction of arrival of a sound-emitting object [4], which restricts their applicability in many domains due to the need for large-scale annotated datasets.

Self-supervised approaches for audio-visual object detection, in contrast, are able to localize sound-emitting objects in videos without explicit manual annotations for object positions. The majority of these approaches are based on audio-visual co-occurrence of shared features in both domains [2], [6]. The main idea in these works is to contrast two random video frames and their corresponding audio segment from a large-scale dataset with each other, leveraging the fact that the chance of randomly sampled frames from different videos containing the same object type is negligible. These works, however, only consider mono or stereo audio instead of leveraging the higher data rates of multi-channel audio. Furthermore, they cannot directly be used to predict moving

vehicles from videos since, for the task of detecting moving vehicles from unlabeled video, vehicles are present in all videos and at arbitrary time steps. Therefore, the assumption that two randomly sampled videos contain different object types no longer holds true.

Also, pre-trained object detectors in the visual domain have previously been used as teachers to supervise the detection of sound-emitting objects from the auditory domain [7], [20]. However, in our work, we do not require a pre-trained teacher model and rather self-supervise the model using auditory and visual co-occurrence of features in videos.

To overcome the issues described earlier, we present a self-supervised approach that leverages audio-visual cues to detect moving vehicles in videos. We demonstrate that no hand-annotated data is required to train this detector and demonstrate its performance on a custom dataset. We furthermore show how this self-supervised teacher model can be distilled into a student model which leverages solely the audio modality. In summary, our contributions are as follows:

- A novel approach for self-supervised training of an audio-visual model for moving vehicle detection in video clips.
- The publicly available *Freiburg Audio-Visual Vehicles* dataset with over 70 minutes of time-synchronized audio and video recordings of vehicles on roads including more than 300 bounding box annotations.
- Extensive qualitative and quantitative evaluations and ablation studies of multiple variants of our student and teacher models including investigations on the influence of the number of audio channels and the resistance to audio noise.

II. RELATED WORKS

A. Self-Supervised Audio-Visual Sound Source Localization

The advancement of Deep Learning enabled a multitude of self-supervised approaches for localizing sounds in recent years. The line of work most relevant for the problem we are considering in this manuscript aims at locating sound sources in unlabeled videos [2], [3], [6], [9], [12], [13]. Arandjelović and Zisserman [3] propose a framework for cross-modal self-supervision from video, enabling the localization of sound-emitting objects by correlating the features produced by an audio-specific and image-specific encoding network. Other works consider a triplet loss [17] for contrasting samples of different classes with each other, while Harwarth *et al.* [8] propose to learn representations that are distributed spatially within and temporally across video frames. These approaches have in common that they exploit the fact that two different videos sampled from a large dataset have a low probability of containing the same objects, while two randomly sampled snippets from the same video have a very high probability of containing the same objects. This information can be used to formulate a supervised learning task where the model uses auditory and visual features to highlight regions in videos where a sound-emitting object is visible.

In contrast to the works mentioned above, we aim at localizing object instances of a single class, namely moving

vehicles, in videos and leverage those detections for a downstream audio-detector model. The assumption that two videos randomly sampled from the dataset have a low likelihood of showing the same object class no longer holds in our application since two different videos may both contain segments with and without vehicles. To circumvent this limitation, we use the audio volume to provide a robust heuristic for classifying image-audio pairs.

B. Audio-Supported Vehicle Detection

Multiple approaches have been proposed in the last two decades for audio-supported vehicle detection. Chellappa *et al.* [5] propose an audio-visual vehicle tracking approach that uses Markov chain Monte Carlo techniques for joint audio-visual tracking. Wang *et al.* [23], [24] propose a multimodal temporal panorama approach to extract and reconstruct moving vehicles from an audio-visual monitoring system for subsequent downstream vehicle classification tasks. Schulz *et al.* [16] leverage Direction-of-Arrival features from a MEMS acoustic array mounted on a vehicle to detect nearby moving vehicles even when they are not in direct line-of-sight. Cross-modal model distillation approaches for detecting vehicles using auditory information were recently investigated intensively [7], [20]. Gan *et al.* [7] propose an approach that leverages stereo sounds as input and a cross-modal auditory localization system that can recover the coordinates of moving vehicles in the reference frame from stereo sound and camera meta-data. The authors utilize a pre-trained YOLO-v2 object detector for images to provide the supervision for their approach. Valverde *et al.* [20] propose a multimodal approach to distill the knowledge of multiple pre-trained teacher models into an audio-only student model. They apply this model for predicting bounding boxes of moving vehicles with audio and video data obtained from a data collection vehicle.

In contrast to previous work, we do not rely on manually annotated datasets to pre-train a model as a noisy label-generator for visual object detection. Instead, we leverage an audio volume-based heuristic to provide the necessary supervision to detect moving vehicles in the video frames.

III. TECHNICAL APPROACH

Pivotal to the motivation of our approach is the observation that sound emitted by passing vehicles and the associated camera images have co-occurring features in their respective domains. Our framework leverages this fact to predict heatmaps for sound-emitting vehicles in the camera images in a self-supervised fashion. It uses these heatmaps to generate bounding boxes for moving vehicles. Subsequently, it uses the bounding boxes as labels for an audio-only model for estimating the direction of arrival (DoA) of the moving vehicles. Figure 2 illustrates the core components of the approach.

A. Learning to Detect Sound-Emitting Vehicles

To localize the sound-emitting vehicles in a given image-spectrogram pair, we employ the contrastive learning approach introduced by Arandjelović and Zisserman [3]. We

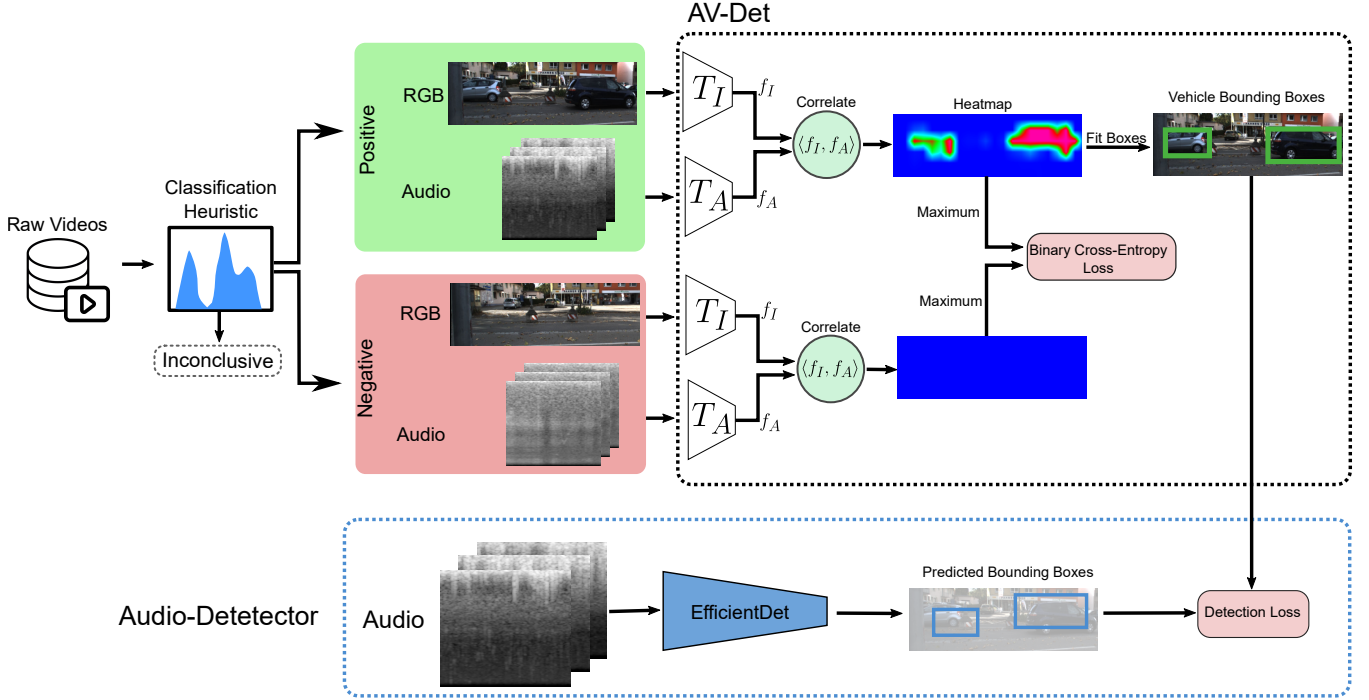


Fig. 2: We use a volume-based heuristic to classify the videos into positive, negative, and inconclusive image-spectrogram pairs. We subsequently train an audio-visual teacher model, denoted as AV-Det, on positive and negative pairs. We embed both the input image and the stacked spectrograms into a feature space using encoders T_I and T_A , producing a heatmap that indicates spatial correspondence between the image features and the audio features. We post-process the heatmap to generate bounding boxes. These bounding boxes can be used to train an optional audio-detector model.

denote an image and its associated audio segment at time step t as the pair (I_t, A_t) , where A_t denotes the concatenated spectrograms obtained from the microphone signals temporally centered around the recording time-stamp of the image I_t . Following the formulation by Arandjelović and Zisserman [3], we embed the image I_t in a C -dimensional embedding space using a convolutional encoder network T_I , producing a feature map f_I of dimensions $H \times W \times C$. Similarly, we embed the audio spectrograms A_t using a convolutional encoder network T_A , to produce an audio feature vector f_A with dimensions $1 \times 1 \times C$. We calculate the euclidean distance between each C -dimensional feature vector in the image feature map with the C -dimensional audio feature vector and thus obtain a heatmap \mathcal{H} . The localization network T_I is encouraged to reduce the distance between a feature vector from the region in the image containing the sound-emitting object and sound embeddings from audio segments with the same time-stamp while it increases the distance to segments containing no vehicles. This formulation requires knowledge about which sound-emitting objects are visible or audible in each video segment. In previous works, a randomly selected query image-audio pair (I_q, A_q) is contrasted with pairs sampled from different videos since it can be reasonably assumed, due to the large size of the dataset, that the other pairs in the batch contain different object classes than the query pair. With the problem at hand, this assumption is not valid due to the

following complications: Each video contains segments both with and without moving vehicles. Thus, the assumption that each video exclusively contains a single class is incorrect. Therefore, we also cannot assume that two different videos contain different object classes as there are sections in all videos where moving vehicles are present.

To overcome this challenge, we instead classify the image-audio pairs in the dataset into three classes: *Positive*, *Negative*, and *Inconclusive*. The *Positive* class entails pairs for which we assume they contain a moving vehicle, while the *Negative* class entails no moving vehicles. The *Inconclusive* class entails pairs for which no clear association can be found. To train our model, we omit the inconclusive pairs as we cannot be certain about their class association. The details of this approach are discussed in Subsection III-B. We can now formulate the problem as a binary classification problem similar to Arandjelovic and Zisserman [3], where we use a binary cross-entropy loss to learn heatmaps highlighting image regions containing a moving vehicle. Denoting a mini-batch containing positive samples as B_+ and negative samples as B_- , we arrive at the following per-batch loss:

$$\mathcal{L} = -\frac{1}{|B_+| + |B_-|} \left[\sum_{i=1}^{|B_+|} \log(\max \mathcal{H}_i) + \sum_{j=1}^{|B_-|} \log(1 - \max \mathcal{H}_j) \right] \quad (1)$$

Minimizing this loss encourages the image encoder network to highlight image regions where the image features are similar to the audio features and dissimilar otherwise.

B. Sample Classification Heuristic

Previously, we glanced over the fact that we require a classifier providing positive and negative samples within a batch. However, in general, we have no access to these labels in the self-supervised learning setting. To circumvent this limitation, we use an audio-volume-based heuristic to classify samples. We leverage two key observations in the data distribution for this classifier: Firstly, frames with low volume typically do not contain any moving vehicles, while louder frames tend to contain moving vehicles as long as the camera is generally directed towards the street and vehicles are located in the camera view frustum. Secondly, we do not require *all* frames to be classified in this fashion. Instead, we require only a subset of all pairs to be classified as long as the number is large enough to prevent over-fitting on the positive and negative samples used for training. Therefore, we label the quietest N_q as negative, and the loudest N_l pairs from each data collection run as positive pairs. For our experiments, we selected the loudest 15% and quietest 15% of samples for all recorded sequences. Figure 4 illustrates the classification of audio segments based on the audio volume.

C. Heatmap Conversion to Bounding Boxes

To be able to quantify the model performance with object detection metrics, we convert the heatmap produced by our model with the following approach: We first clip the heatmap at a threshold of 0.5. Subsequently, we extract bounding boxes from the clipped heatmap by drawing boxes around connected regions. We do not perform any filtering of or post-processing of the heatmap and also no filtering of the bounding boxes.

D. Audio Student Model

We adapt the audio student model architecture from the EfficientDet model architecture [18]. We modified the first layer to accommodate the different numbers of input spectrograms and train the model using a standard object detection loss with the bounding boxes produced by the audio-visual teacher model.

IV. DATASET

We collected a real-world video dataset of moving vehicles, the *Freiburg Audio-Visual Vehicles* dataset, which we will make publicly available with the publication of this manuscript. We use an XMOS XUF216 microphone array with 7 microphones in total for audio recording, where six microphones are arranged circularly with a 60-degree angular distance and one microphone is located at the center. The array is mounted horizontally for maximum angular resolution for objects moving in the horizontal plane. To capture the images, we use a FLIR BlackFly S RGB camera and crop the images to a resolution of 400×1200 pixels. Images are recorded at a fixed frame rate of 5 Hz, while the audio is captured at a sampling rate of 44.1 kHz for each



Fig. 3: Exemplary frames from our Freiburg AudioVisual Vehicles dataset including bounding box annotations for moving vehicles. Scenes include busy suburban streets and rural roads in varying lighting conditions.

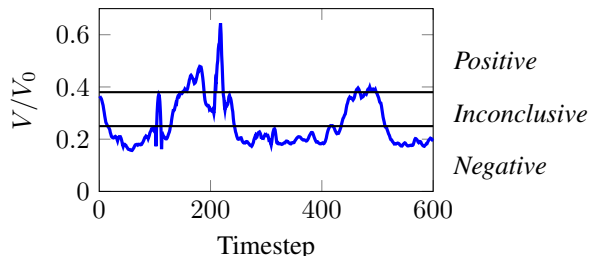


Fig. 4: Channel-averaged audio volume V over the maximum magnitude V_0 for the first 600 time steps of a recording. We add horizontal bars indicating the upper and lower threshold value for determining whether a sample contains a moving vehicle or not.

channel. The microphone array and the camera are mounted on top of each other with a vertical distance of ca. 10 cm.

For our dataset, we consider two distinct scenarios: static recording platform and moving recording platform. In the static platform scenario, the recording setup is placed close to a street and is mounted on a static camera mount. In the dynamic platform scenario, the recording setup is handheld and is thus moved over time while the orientation of the recording setup also changes with respect to the scene. The positional perturbations can reach 15 cm in all directions while the angular perturbations can reach 10 deg. We collected ca. 70 minutes of audio and video footage in nine distinct scenarios with different weather conditions ranging from clear to overcast and foggy. Overall, the dataset contains more than 20k images. The recording environments entail suburban, rural, and industrial scenes. The distance of the camera to the road varies between scenes. To evaluate detection metrics with our approach, we manually annotated more than 300 randomly selected images across all scenes with bounding boxes for moving vehicles. We also manually classified each image in the dataset whether it contains a moving vehicle or not. Note that static vehicles are counted as part of the background of each scene. The dataset will be made available at <http://av-vehicles.informatik.uni-freiburg.de>.

V. EXPERIMENTAL RESULTS

We first compare our best-performing model with a flow-based baseline (Section V-A). We also perform an ablation

study examining the influence of each model component on the detection metrics (Section V-B) and evaluate the performance of the audio-detector student model (Section V-D). We furthermore investigate the influence of noise on the heuristic classification accuracy and on the audio-visual detection metrics (Section V-E).

For quantifying the performances of our model variants and the baseline model, we use the mean average precision (mAP) metric. Since we are concerned exclusively with the class vehicle, mAP values are equivalent for the vehicle-class specific AP value as only one class is present. We list AP values for intersection-over-union (IoU) thresholds for values of 0.1, 0.2, and 0.3, denoted as AP@0.1, AP@0.2, and AP@0.3, respectively. Furthermore, we introduce a bounding box center distance metric, denoted as CD. This distance metric quantifies the average distance of ground-truth and predicted bounding boxes in each image with an optimal assignment of predicted bounding boxes to ground truth bounding boxes, where we use the euclidean distance of bounding boxes in pixels as the quantity to be minimized. The optimal assignment can be obtained using the Hungarian Algorithm. We introduce the CD metric due to our observation that many predicted bounding boxes are not aligned with the outline of the moving vehicles but instead occupy a subset of the vehicle area or expand over the outline of the vehicles, which leads to box overlaps below the IoU threshold. The CD metric thus helps to quantify the similarity of the box centers instead of the box overlaps.

A. Baseline

Due to the lack of prior work for purely self-supervised audio-visual vehicle detection, we created a flow-based baseline approach. The baseline approach is similar to our model in that it also does not require any manual annotations and does not rely on pre-trained image detectors. For our baseline, we leverage a pre-trained RAFT model [19] for optical flow estimation. We use the predicted optical flow to segment moving objects from a scene. To obtain a moving object detection estimate from the optical flow model, we first calculate the optical flow between two consecutive video frames and threshold the optical flow field. We finally draw a bounding box around each connected region with a flow value above an empirically found threshold. We furthermore evaluate the performance of an EfficientDet detector model [18], which was pre-trained on the MS COCO dataset. This model serves as the reference for a vision-only model trained in a supervised fashion.

B. Audio-Visual Teacher Evaluation

In our experiments, we investigate the influence of the number of audio channels used for the self-supervised training of our model. Furthermore, we report the influence of inaccuracies in our classification heuristic and compare models trained with labels from the heuristic with a model trained with labels from manual annotations, denoted as *Oracle*. Table I lists the results of each model variant, including the results of the pre-trained EfficientDet detector and the baseline. Overall, we observe that all our model variants

clearly outperform the flow-based baseline model. This is particularly evident in the dynamic split of our dataset, where many false-positive detections are reported by the flow-based baseline, likely due to the camera motion inducing substantial optical flow in all image regions, lowering the overall performance. We furthermore report detection metrics from our best-performing AV-Det model that are only marginally worse than the detection metrics produced by the pre-trained EfficientDet model. We note that false-positive detections of the pre-trained EfficientDet detector may be introduced by the detections of static vehicles in the background that are not annotated in our dataset. We observe that using mono-audio leads to inferior performance compared to the model variants with multiple audio channels. Adding more audio channels on top of stereo-audio does not lead to substantial performance improvements. This can be attributed to the fact that multiple stacked spectrograms provide richer data for the model to produce audio features but does not extend to an arbitrary number of stacked spectrograms due to data redundancy.

We also investigate the difference in performance between a model trained with the ground truth classification data and our heuristic. With the heuristic, we report an overall precision of 94.2% for samples labeled as *Positive* and 77.7% for samples labeled as *Negative*, respectively. We observe that using the manually annotated ground truth labels does not significantly improve the overall detection accuracy compared to the heuristic and is even worse than the best-performing AV-Det model trained on classifications obtained from our heuristic. We presume that the heuristic provides less ambiguous training data compared to the manual annotations. The manual annotations classify an audio-visual sample as *Positive* if at least a part of a moving vehicle is visible in the frame. On one hand, this does not necessarily mean that the vehicle is clearly audible at the same time and on the other hand, a very loud vehicle could just have left the camera frustum, leading to a *Negative* audio-video pair that still contains sounds characteristic to vehicles but has no correspondence with the image content, producing inconsistent features. Pairs produced with our heuristic suffer to a lesser extent from this inconsistency.

C. Qualitative Results

Figure 5 illustrates exemplary detections of our best-performing model on our *Freiburg Audio-Visual Vehicles* dataset. We superimpose the heatmaps and generated bounding boxes on the RGB images. We observe that our model generally predicts mostly accurate heatmaps and resulting bounding boxes even in scenes with a large amount of background clutter. Also, scenes with multiple moving vehicles present show high detection accuracy. While the bounding boxes generally overlap well with the ground-truth regions containing moving vehicles, we observe that in some images, the heatmap extends over the actual dimensions of vehicles or is slightly misaligned. We hypothesize that this is due to the imperfect labeling of our volume-based heuristic for assigning image-spectrogram pairs the labels *Vehicle* or *No-Vehicle*, which results in an inaccurate back-propagation

TABLE I: Performance of models trained and evaluated on the *Freiburg Audio-Visual Vehicles* dataset. We report results for a baseline model, a pre-trained EfficientDet model, and variants of our AV-Det model. Better metric values are indicated with arrows.

Dataset split	Full				Dynamic			
	AP@0.1 \uparrow	AP@0.2 \uparrow	AP@0.3 \uparrow	CD \downarrow	AP@0.1 \uparrow	AP@0.2 \uparrow	AP@0.3 \uparrow	CD \downarrow
Optical Flow Baseline	0.1748	0.1386	0.1305	61.83	0.1351	0.0414	0.0076	182.62
EfficientDet Pre-trained	0.5843	0.5843	0.5843	27.92	0.7091	0.7091	0.7091	13.05
AV-Det 6-channel Oracle	0.4935	0.3873	0.2489	19.45	0.3437	0.2202	0.1097	25.50
AV-Det 1-channel	0.3563	0.2543	0.1768	21.67	0.3598	0.2569	0.2036	25.14
AV-Det 2-channel	0.4420	0.3134	0.2261	21.58	0.2587	0.1491	0.0603	30.21
AV-Det 4-channel	0.4618	0.3687	0.2845	21.54	0.3688	0.2578	0.1588	26.98
AV-Det 6-channel	0.4851	0.4540	0.3088	19.67	0.5238	0.4456	0.2871	22.06




Fig. 5: Qualitative results of our AV-Det teacher model on the test split of our dataset. We visualize the color-coded learned vehicle heatmap, the estimated bounding boxes in green color, and the ground truth bounding boxes in blue color. The two bottom rows illustrate interesting failure cases of our approach.

TABLE II: Performance of audio-detector model variants.

Model	AP@0.1 \uparrow	AP@0.2 \uparrow	CD \downarrow
Student 1-channel Audio	0.2953	0.2350	33.41
Student 2-channel Audio	0.3117	0.2338	47.86
Student 4-channel Audio	0.2927	0.1875	40.44
Student 6-channel Audio	0.2967	0.2400	29.19
Student RGB Image	0.5183	0.4073	26.30

of the label signal back to the respective pixel areas in the input images. We further note a failure mode where false-positive detections of vehicles are induced by incorrect highlights in the learned heatmaps. This effect may be caused by background movement correlating with the presence of moving vehicles in the foreground, producing an incorrect association of auditory and visual features.

D. Audio-Detector Student Model Evaluation

We evaluate the detection performance of the audio-detector student model in Table II. We run experiments using different numbers of audio channels (1-, 2-, 4-, and 6-channel audio). We also evaluate a student model trained on RGB images instead of audio spectrograms. All audio-detector student models perform worse than the AV-Det teacher model but exhibit an overall decent performance with AP@0.1 values close to 0.3. In contrast to the AV-Det model, we observe no strong correlation between the number of audio channels and the detection metrics. The 6-channel model version performs similar to the 1-channel version or the other versions regarding the AP@0.1 and AP@0.2 metrics. We furthermore report differences in the CD metric, however, no correlation with the number of audio channels could be observed. We hypothesize that the student model architecture, which was adapted from the EfficientDet architecture, can only insufficiently extract additional information from the multiple spectrograms for detecting the position of moving vehicles. This assumption is underlined by the fact that the student model fed with the RGB images instead of the spectrograms performs similar to its teacher model, raising the question of whether further modifications to the student model need to be made to allow for better detection of vehicles solely from multi-channel spectrograms.

E. Sensitivity to Noise

We finally conduct experiments regarding the noise resistance of our approach. As described in Subsection III-B, we use a volume-based heuristic to sort the samples of each data collection run into the classes *Positive*, *Negative*, and *Inconclusive*. One potential shortcoming of this approach is that objects producing sounds outside the camera frustum can change the prediction of the heuristic due to the change in overall audio signal magnitude even though the camera image is unchanged from this disturbance. Furthermore, audio noise pollutes the spectrogram and leads to sound features that are less characteristic of vehicle sounds or the lack thereof. We, therefore, added varying amounts of white noise to the audio samples in our dataset. We sample the noise from a Gaussian distribution with zero mean and a

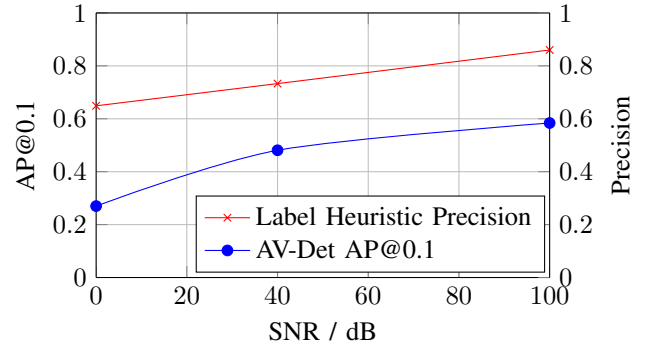


Fig. 6: Precision of our classification heuristic and the AV-Det model AP@0.1 score on samples corrupted with different amount of audio noise.

standard deviation that is defined by the specific Signal-to-Noise Ratio (SNR). We then classify samples using our heuristic approach described above and train the AV-Det model with these corrupted samples. Figure 6 visualizes the influence of noise on both the precision score of our classification heuristic and the final AP@0.1 scores of the AV-Det teacher model. An SNR of 0 dB represents noise with the same magnitude as the audio signal while an SNR of 100 dB represents a noise signal five orders of magnitude smaller than the signal.

We observe that the precision of the heuristic slightly decreases with increasing amounts of noise and arrives at a precision of 0.64 for an SNR of 0 dB. The AV-Det model precision only slightly decreases for an SNR of 40 dB but is noticeably reduced to ca. 0.27 for an SNR of 0 dB. We conclude that our approach shows acceptable performance for lower levels of noise, but its performance deteriorates with higher amounts of noise, where our sample classification heuristic precision decreases.

VI. CONCLUSION

In this work, we presented a self-supervised audio-visual approach for moving vehicle detection. We showed that an audio volume-based heuristic for sample classification in combination with an audio-visual model trained in a self-supervised manner produces accurate detections of moving vehicles in images. We furthermore demonstrated that the number of audio channels greatly influences the model detection performance, where more audio channels lead to improved performance compared to single-channel audio. Finally, we illustrated that the audio-visual teacher model can be distilled into an audio-only student model, bridging the domain gap inherent to models leveraging vision as the predominant modality.

REFERENCES

- [1] Sharath Adavanne, Archontis Politis, Joonas Nikunen, and Tuomas Virtanen. Sound event localization and detection of overlapping sources using convolutional recurrent neural networks. *IEEE Journal of Selected Topics in Signal Processing*, 13(1):34–48, 2018.
- [2] Triantafyllos Afouras, Yuki M Asano, Francois Fagan, Andrea Vedaldi, and Florian Metz. Self-supervised object detection from audio-visual correspondence. *arXiv preprint arXiv:2104.06401*, 2021.

- [3] Relja Arandjelovic and Andrew Zisserman. Objects that sound. In *Proceedings of the European conference on computer vision (ECCV)*, pages 435–451, 2018.
- [4] Mark D Baxendale, Martin J Pearson, Mokhtar Nibouche, Emanuele Lindo Secco, and Anthony G Pipe. Audio localization for robots using parallel cerebellar models. *IEEE Robotics and automation letters*, 3(4):3185–3192, 2018.
- [5] Rama Chellappa, Gang Qian, and Qinfen Zheng. Vehicle detection and tracking using acoustic and video sensors. In *2004 IEEE International Conference on Acoustics, Speech, and Signal Processing*, volume 3, pages iii–793. IEEE, 2004.
- [6] Honglie Chen, Weidi Xie, Triantafyllos Afouras, Arsha Nagrani, Andrea Vedaldi, and Andrew Zisserman. Localizing visual sounds the hard way. In *Proceedings of the IEEE/CVF Conference on Computer Vision and Pattern Recognition*, pages 16867–16876, 2021.
- [7] Chuang Gan, Hang Zhao, Peihao Chen, David Cox, and Antonio Torralba. Self-supervised moving vehicle tracking with stereo sound. In *Proceedings of the IEEE/CVF International Conference on Computer Vision*, pages 7053–7062, 2019.
- [8] David Harwath, Adria Recasens, Dídac Surís, Galen Chuang, Antonio Torralba, and James Glass. Jointly discovering visual objects and spoken words from raw sensory input. In *Proceedings of the European conference on computer vision (ECCV)*, pages 649–665, 2018.
- [9] Di Hu, Rui Qian, Minyue Jiang, Xiao Tan, Shilei Wen, Errui Ding, Weiyao Lin, and Dejing Dou. Discriminative sounding objects localization via self-supervised audiovisual matching. *Advances in Neural Information Processing Systems*, 33, 2020.
- [10] Rainer Kümmeler, Michael Ruhnke, Bastian Steder, Cyrill Stachniss, and Wolfram Burgard. A navigation system for robots operating in crowded urban environments. In *2013 IEEE International Conference on Robotics and Automation*, pages 3225–3232. IEEE, 2013.
- [11] Rainer Kümmeler, Michael Ruhnke, Bastian Steder, Cyrill Stachniss, and Wolfram Burgard. Autonomous robot navigation in highly populated pedestrian zones. *Journal of Field Robotics*, 32(4):565–589, 2015.
- [12] Andrew Owens and Alexei A Efros. Audio-visual scene analysis with self-supervised multisensory features. In *Proceedings of the European Conference on Computer Vision (ECCV)*, pages 631–648, 2018.
- [13] Rui Qian, Di Hu, Heinrich Dinkel, Mengyue Wu, Ning Xu, and Weiyao Lin. Multiple sound sources localization from coarse to fine. In *Computer Vision–ECCV 2020: 16th European Conference, Glasgow, UK, August 23–28, 2020, Proceedings, Part XX 16*, pages 292–308. Springer, 2020.
- [14] Noha Radwan, Wolfram Burgard, and Abhinav Valada. Multimodal interaction-aware motion prediction for autonomous street crossing. *The International Journal of Robotics Research*, 39(13):1567–1598, 2020.
- [15] Noha Radwan, Wera Winterhalter, Christian Dornhege, and Wolfram Burgard. Why did the robot cross the road?—learning from multimodal sensor data for autonomous road crossing. In *2017 IEEE/RSJ International Conference on Intelligent Robots and Systems (IROS)*, pages 4737–4742. IEEE, 2017.
- [16] Yannick Schulz, Avinash Kini Mattar, Thomas M Hehn, and Julian FP Kooij. Hearing what you cannot see: Acoustic vehicle detection around corners. *IEEE Robotics and Automation Letters*, 6(2):2587–2594, 2021.
- [17] Arda Senocak, Tae-Hyun Oh, Junsik Kim, Ming-Hsuan Yang, and In So Kweon. Learning to localize sound source in visual scenes. In *Proceedings of the IEEE Conference on Computer Vision and Pattern Recognition*, pages 4358–4366, 2018.
- [18] Mingxing Tan, Ruoming Pang, and Quoc V Le. Efficientdet: Scalable and efficient object detection. In *Proceedings of the IEEE/CVF conference on computer vision and pattern recognition*, pages 10781–10790, 2020.
- [19] Zachary Teed and Jia Deng. Raft: Recurrent all-pairs field transforms for optical flow. In *European conference on computer vision*, pages 402–419. Springer, 2020.
- [20] Francisco Rivera Valverde, Juana Valeria Hurtado, and Abhinav Valada. There is more than meets the eye: Self-supervised multi-object detection and tracking with sound by distilling multimodal knowledge. In *Proceedings of the IEEE/CVF Conference on Computer Vision and Pattern Recognition*, pages 11612–11621, 2021.
- [21] Johan Vertens, Jannik Zürn, and Wolfram Burgard. Heatnet: Bridging the day-night domain gap in semantic segmentation with thermal images. In *2020 IEEE/RSJ International Conference on Intelligent Robots and Systems (IROS)*, pages 8461–8468. IEEE, 2020.
- [22] Mei Wang and Weihong Deng. Deep visual domain adaptation: A survey. *Neurocomputing*, 312:135–153, 2018.
- [23] Tao Wang and Zhigang Zhu. Multimodal and multi-task audio-visual vehicle detection and classification. In *2012 IEEE Ninth International Conference on Advanced Video and Signal-Based Surveillance*, pages 440–446. IEEE, 2012.
- [24] Tao Wang and Zhigang Zhu. Real time moving vehicle detection and reconstruction for improving classification. In *2012 IEEE Workshop on the Applications of Computer Vision (WACV)*, pages 497–502. IEEE, 2012.
- [25] Jannik Zürn, Wolfram Burgard, and Abhinav Valada. Self-supervised visual terrain classification from unsupervised acoustic feature learning. *IEEE Transactions on Robotics*, 37(2):466–481, 2020.