

Do We Need to Penalize Variance of Losses for Learning with Label Noise?

Yexiong Lin¹, Yu Yao², Yuxuan Du²,
Jun Yu³, Bo Han⁴, Mingming Gong⁵, Tongliang Liu^{† 2}

¹Hunan University; ²University of Sydney;
³University of Science and Technology of China;
⁴Hong Kong Baptist University; ⁵University of Melbourne;

Abstract

Algorithms which minimize the averaged loss have been widely designed for dealing with noisy labels. Intuitively, when there is a finite training sample, penalizing the variance of losses will improve the stability and generalization of the algorithms. Interestingly, we found that the variance should be increased for the problem of learning with noisy labels. Specifically, increasing the variance will boost the memorization effects and reduce the harmfulness of incorrect labels. By exploiting the label noise transition matrix, regularizers can be easily designed to reduce the variance of losses and be plugged in many existing algorithms. Empirically, the proposed method by increasing the variance of losses significantly improves the generalization ability of baselines on both synthetic and real-world datasets.

[†] Correspondence author.

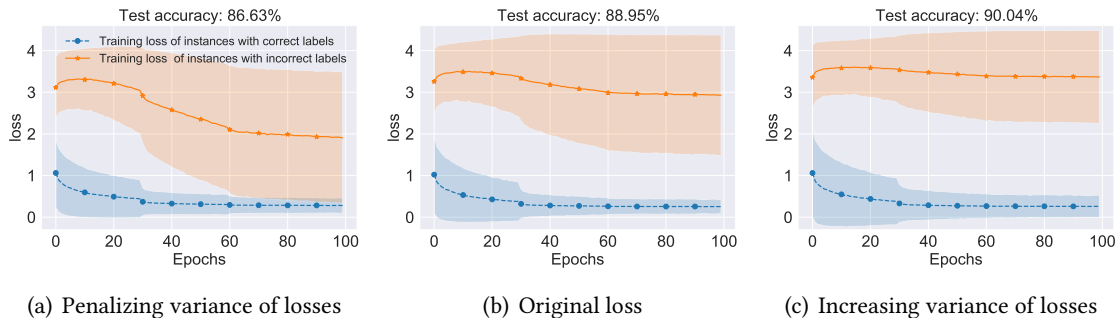


Figure 1: We visualize the averaged training loss of instances with correct labels (blue dashed lines) and instances with incorrect labels (yellow solid lines) obtained by penalizing the variance, employing original loss, and increasing the variance in (a)-(c), respectively. The noise type is symmetry flipping, and the noise rate is 0.2. The neural network ResNet-18 and the baseline Forward [33] are employed. The transition matrix T is given and does not need to be estimated.

1 Introduction

Learning with noisy labels can be dated back to [3]. It has recently drawn a lot of attention [27, 31, 23, 25] because large-scale datasets used in training modern deep learning models can easily contain label noise, *e.g.*, ImageNet [8] and Clothing1M [46]. The reason is that it is expensive and sometimes infeasible to manually annotate large-scale datasets. Meanwhile, many cheap but imperfect surrogates such as crowdsourcing and web crawling are widely used to build large-scale datasets. Training with such data can lead to poor generalization abilities of modern deep learning models because they can memorize noisy labels [14, 51].

Generally, the algorithms of learning with noisy labels can be divided into two categories: *statistically inconsistent algorithms* and *statistically consistent algorithms*. Methods in the first category are heuristic, such as selecting reliable examples to train model [15, 48, 50, 14, 30, 35, 18], correcting labels [29, 19, 38, 34], and adding regularization [13, 12, 41, 40, 26, 24, 43]. Those methods empirically perform well. However, it is not guaranteed that the classifiers learned from noisy data are statistically consistent and often need extensive hyper-parameter tuning on clean data.

To address this problem, many researchers explore algorithms in the second category. Those algorithms aim to learn *statically consistent classifiers* [27, 32, 10, 33, 39, 28, 47, 45]. Specifically, their risk functions are specially designed to ensure that minimizing their expected risks on the noise domain is equivalent to minimizing the expected risk on the clean domain. In practice, it is infeasible to calculate the expected risk. To approximate the expected risk, existing methods minimize their empirical risks, *i.e.*, the averaged loss over the noisy training examples, which is an unbiased estimator to the expected risk [44, 25]. However, when the number of examples is limited, the variance of the empirical risk could be high, which leads to a large estimation error.

However, we report that penalizing the variance is generally not helpful for the problem of learning with noisy labels. By contrast, we should increase the variance, which will boost the memorization effects [6] and reduce the harmfulness of incorrect labels. This is because deep neural networks tend to learn easy samples first due to memorization effects [6], then loss of instances with incorrect labels are probably larger than those of correct instances [14]. Penalizing

the variance of losses could force the model to reduce the loss of the instances with incorrect labels, then it will lead to performance degeneration. In contrast, increasing the variance of losses could efficiently prevent the model from overfitting noisy labels of examples with large losses. In Section 3, we further show that increasing the variance of losses can be seen as a weighting method which assigns small weights to the gradients of large losses and large weights to the gradients of small losses.

Intuitively, as illustrated in Fig. 1, change of the variance does not have much influence on the averaged training loss of instances with correct labels, but the averaged training loss of instances with incorrect labels is very different. Specifically, penalizing the variance leads to the averaged training loss of instances with incorrect labels decreasing fast, which will encourage the model to overfit instances with incorrect labels. On the contrary, increasing variance can prevent the averaged training loss of instances with incorrect labels from decreasing as shown in Fig. 1(c). Therefore, the memorization effects are boosted. As a result, the test accuracy is improved significantly by encouraging the variance of losses.

The rest of this paper is organized as follows. In Section 2, we introduce related work. In Section 3, we propose our method and its advantages. Experimental results on both synthetic and real-world datasets are provided in Section 4. Finally, we conclude the paper in Section 5.

2 Related Works

Some methods proposed to reduce the side-effect of noisy labels using heuristics, For example, many methods utilize the memorization effects to select reliable examples [15, 48, 50, 30, 35, 18] or correcting labels [29, 19, 38, 34]. Those methods empirically perform well. However, most of them do not provide statistical guarantees for learned classifiers on noisy data. Some methods treat noisy labels as outliers and focus on designing bounded loss functions [9, 11, 42, 37]. For example, a symmetric cross-entropy loss has been proposed which has proven to be robust to label noise [42]. These methods focus on the numerical property of loss functions, and the designed loss function could be proved to be noise-tolerant if the noise rate is not large.

To be more noise-tolerant, some methods aim to build the *consistent risk* [27, 36, 10, 32, 39, 45, 25]. Specifically, their risk functions are specially designed to ensure that minimizing their expected risks on the noise domain is equivalent to minimizing the expected risk on the clean domain. To achieve this, the noise transition matrix $\mathbf{T}(x) \in [0, 1]^{C \times C}$ usually has to be identified [33, 25], where C is the number of classes. An example is that the clean class posterior $P(\mathbf{Y}|X = \mathbf{x}) := [P(Y = 1|X = \mathbf{x}), \dots, P(Y = C|X = \mathbf{x})]^\top$ can be inferred by utilizing the noisy class posterior $P(\tilde{\mathbf{Y}}|X = \mathbf{x})$ and the transition matrix $\mathbf{T}(\mathbf{x})$, where $\mathbf{T}_{ij}(\mathbf{x}) = P(\tilde{Y} = i|Y = j, X)$, *i.e.*, $P(\mathbf{Y}|X = \mathbf{x}) = [\mathbf{T}(\mathbf{x})]^{-1}P(\tilde{\mathbf{Y}}|X = \mathbf{x})$. Then, the expected risk of a function $f(X, Y)$ modeling $P(\mathbf{Y}|X)$ can be formulated as the expected risk of a function $g(X, \tilde{Y})$ modeling $P(\tilde{\mathbf{Y}}|X)$ multiplied by $\mathbf{T}(X)$, *i.e.*,

$$R(f(X, Y)) = R([\mathbf{T}(X)]^{-1}g(X, \tilde{Y})).$$

In practice, the expected risk $R([\mathbf{T}(X)]^{-1}g(X, \tilde{Y}))$ is infeasible to calculate, existing methods approximate the expected risk with the averaged loss over the noisy training examples. Normally, when the number of samples is limited, the variance of the empirical risk could be high, which could lead to a large estimation error.

To reduce the estimation error and improve the stability, different variance reduction methods have been proposed. For example, Truncated Importance Sampling [17] limits the maximum importance weight, which decreases the mean squared estimation error of the standard importance sampling. Ansel et al. [4] proposed to stable training procedure and improve performance by reducing approximation error variance in target rewards. Achab et al. [1] proposed to use stochastic gradient descent (SGD) with variance reduction for optimizing a finite average of smooth convex functions, and a linear rate of convergence under strong convexity is proved. Similarly, Allen-Zhu and Hazan [2] proved that a fast convergence rate can be achieved by using variance reduction on the non-convex optimization problem.

3 Variance of Losses Enhancement for Learning with Label Noise

In this section, we propose our method losses Variance Regularization for label-Noise Learning (VRNL). We reveal how the proposed method reduces the negative effects of noisy labels. We also illustrate the advantage of our regularizer when working with existing methods.

3.1 Methodology

We show that the proposed method can efficiently prevent the model from learning incorrect labels. Intuitively, by encouraging the variance of losses, the instances with incorrect labels will be suppressed, and instances with correct labels will be magnified. Theoretically, the gradients of large-loss examples will be assigned with small weights, and gradients of small-loss examples will be assigned with large weights. As a result, the model puts more trust on small-loss examples; and small-loss examples will contribute more to the update of parameters, which could boost the memorization effects of deep networks.

To analyze the regularization effects in our method, we have to define some notations here. Let $Var[\cdot]$ denote variance of a distribution and C denote the number of classes. Let $f_\theta : \mathcal{X} \rightarrow \Delta^{C-1}$ be a mapping parameterized by θ (e.g., a neural network), where Δ^{C-1} denotes a probability simplex. Generally, the expected risk of a label-noise learning method is formulated as $\mathbb{E}_{(X, \tilde{Y})}[\ell(f_\theta(X), \tilde{Y})]$, where $\ell(\cdot)$ is the loss function of the method. We proposed to add a variance regularizer to the expected risk. Specifically, the objective function of our method is

$$R_G(f_\theta) = \mathbb{E}_{(X, \tilde{Y})}[\ell(f_\theta(X), \tilde{Y})] - \alpha Var_{(X, \tilde{Y})}[\ell(f_\theta(X), \tilde{Y})], \quad (1)$$

where $Var_{(X, \tilde{Y})}[\ell(f_\theta(X), \tilde{Y})]$ is a regularization term, and α is an adjustable hyper-parameter to control the strength of the regularization effects. To encourage the variance of losses, α is chosen to be a positive value. Usually, the strength of the regularization effects should not be too large, and α is much smaller than 1.

To exploit the influence of our regularizer to the update of parameter θ , we first illustrate the derivative of the objective function to θ , i.e.,

$$\begin{aligned} \frac{R_G(f_\theta)}{\partial \theta} &= \frac{\partial \mathbb{E}_{(X, \tilde{Y})}[\ell(f_\theta(X), \tilde{Y})]}{\partial \theta} - \alpha \frac{\partial Var_{(X, \tilde{Y})}[\ell(f_\theta(X), \tilde{Y})]}{\partial \theta} \\ &= \mathbb{E}_{(X, \tilde{Y})} \left[W \frac{\partial \ell(f_\theta(X), \tilde{Y})}{\partial \theta} \right], \end{aligned} \quad (2)$$

where W is a random variable, which is defined to be

$$W = 1 + 2\alpha \left(\mathbb{E}_{(X, \tilde{Y})}[\ell(f_\theta(X), \tilde{Y})] - \ell(f_\theta(X), \tilde{Y}) \right).$$

For a specific example (x, \tilde{y}) , its corresponding gradient is $w \frac{\partial \ell(f_\theta(x), \tilde{y})}{\partial \theta}$, where its weight w is

$$w = 1 + 2\alpha \left(\mathbb{E}_{(X, \tilde{Y})}[\ell(f_\theta(X), \tilde{Y})] - \ell(f_\theta(x), \tilde{y}) \right).$$

As aforementioned, α is chosen to be small enough such that w should be positive. The above equation shows that 1). if the loss of the example (x, \tilde{y}) is smaller than the mean of the losses of noisy distribution, $\left(\mathbb{E}_{(X, \tilde{Y})}[\ell(f_\theta(X), \tilde{Y})] - \ell(f_\theta(x), \tilde{y}) \right)$ will be positive, and the weight associated with its gradient is larger than 1. Then the example contributes more to the update of parameter θ . 2). If the loss of the example (x, \tilde{y}) is larger than the mean loss of noisy distribution, $\left(\mathbb{E}_{(X, \tilde{Y})}[\ell(f_\theta(X), \tilde{Y})] - \ell(f_\theta(x), \tilde{y}) \right)$ will be negative. The weight associated with its gradient is small. Then the example contributes less to the update of parameter θ .

Due to the memorization effects, deep neural networks tend to learn easy instances first and gradually learn hard instances [14, 5]. In learning with noisy labels, hard instances are more likely to have incorrect labels and should not be trusted [7]. By employing the proposed method, the gradient of noisy examples is assigned with small weights. In such a way, noise examples would have less contribution to update of parameter θ , which prevents the model from memorizing incorrect labels.

Additionally, compared with existing small-loss based methods, our method can sufficiently exploit the information contained in the whole training dataset. Existing learning with noisy labels methods [14, 31] usually divide the training sample into confident examples and unconfident examples based on the small-loss trick [18, 30, 23]. To be specific, the examples with large losses are unconfident examples, and their labels are ignored. However, some of the unconfident examples are hard-clean examples that contain useful information for learning noise-robust classifiers [6]. In contrast, our method does not ignore unconfident examples but assign them with small weights such that all the label information of the training dataset is carefully exploited.

3.2 Practical Implementation

In practice, the expected risk $R_G(f_\theta)$ in Eq. (1) can not be calculated, the empirical risk is employed as an unbiased approximation. Let n be the number of training examples, generally, the empirical risk of our method is as follows:

$$\hat{R}(f_\theta) = \frac{1}{n} \sum_{i=1}^n \ell(f_\theta(x_i), \tilde{y}_i) - \alpha \left(\frac{1}{n} \sum_{i=1}^n \ell(f_\theta(x_i), \tilde{y}_i)^2 - \left(\frac{1}{N} \sum_{i=1}^n \ell(f_\theta(x_i), \tilde{y}_i) \right)^2 \right). \quad (3)$$

We further illustrate specific forms and settings of our regularization when work with existing methods, *i.e.*, Importance Reweighting [27], Forward [33], and VolMinNet [25]. Empirically, our method improves their classification accuracy.

Work with Forward. Forward correction [33] exploits the noise transition matrix T to estimate clean class posterior distribution. We use the same methods in the original paper [33] to

estimate the transition matrix. The objective loss function by combining our method with Forward can be formulated as follows:

$$\begin{aligned} \hat{R}_{\text{Forward}}(\theta, \hat{\mathbf{T}}) &= \frac{1}{n} \sum_{i=1}^n \ell_{CE}(\hat{\mathbf{T}} f_{\theta}(x_i), \tilde{y}_i) \\ &\quad - \alpha \left(\frac{1}{n} \sum_{i=1}^n \ell_{CE}(\hat{\mathbf{T}} f_{\theta}(x_i), \tilde{y}_i)^2 - \left(\frac{1}{n} \sum_{i=1}^n \ell_{CE}(\hat{\mathbf{T}} f_{\theta}(x_i), \tilde{y}_i) \right)^2 \right), \end{aligned}$$

where ℓ_{CE} is the cross-entropy loss, $\hat{\mathbf{T}}$ is the estimated transition matrix, f_{θ} models the clean class-posterior distribution, $\hat{\mathbf{T}} f_{\theta}$ models the noisy class-posterior distribution.

Work with Importance Reweighting. Importance Reweighting uses the weighted empirical risk to estimate the empirical risk with respect to clean class-posterior distribution [27]. To calculate the weight of the empirical risk, both noisy class-posterior distribution and clean class-posterior distribution need to be estimated. The objective loss function by combining our method with Important Reweighting can be formulated as follows:

$$\begin{aligned} \hat{R}_{IR}(f_{\theta}) &= \frac{1}{n} \sum_{i=1}^n \hat{\beta}_i \ell_{CE}(f_{\theta}(x_i), \tilde{y}_i) \\ &\quad - \alpha \left(\left(\sum_{i=1}^n \hat{\beta}_i \ell_{CE}(f_{\theta}(x_i), \tilde{y}_i) \right)^2 - \sum_{i=1}^n \hat{\beta}_i^2 \ell_{CE}(f_{\theta}(x_i), \tilde{y}_i)^2 \right), \end{aligned} \quad (4)$$

where $\hat{\beta}_i = \frac{\hat{P}_D(y_i|x_i)}{\hat{P}_{D\rho}(\tilde{y}_i|x_i)}$. The gradient with respect to \hat{R}_{IR} an example (x_i, \tilde{y}_i) is as follows:

$$\nabla \hat{R}_{IR}(f_{\theta}, (x, \tilde{y})) = \hat{w}_i \left(\ell_{CE}(f_{\theta}(x_i), \tilde{y}_i) \frac{\partial \hat{\beta}_i}{\partial \theta} + \hat{\beta}_i \frac{\partial \ell_{CE}(f_{\theta}(x_i), \tilde{y}_i)}{\partial \theta} \right), \quad (5)$$

where

$$\hat{w}_i = 1 + 2\alpha \left(\frac{1}{n} \sum_{j=1}^n \hat{\beta}_j \ell_{CE}(f_{\theta}(x_j), \tilde{y}_j) - \hat{\beta}_i \ell_{CE}(f_{\theta}(x_i), \tilde{y}_i) \right).$$

The $\ell_{CE}(f_{\theta}(x), \tilde{y}) \frac{\partial \hat{\beta}_i}{\partial \theta} + \hat{\beta}_i \frac{\partial \ell_{CE}(f_{\theta}(x), \tilde{y})}{\partial \theta}$ is the gradient of the original Importance Reweighting loss. When the label \tilde{y}_i is incorrect, the Reweighted loss $\hat{\beta}_i \ell_{CE}(f_{\theta}(x_i), \tilde{y}_i)$ is usually larger than the averaged loss $\frac{1}{n} \sum_{j=1}^n \hat{\beta}_j \ell_{CE}(f_{\theta}(x_j), \tilde{y}_j)$. Then their difference is negative, which lead the weight \hat{w}_i to be small because the hyper-parameter α is positive. As a result, the instance with an incorrect label has a small contribution to the update of parameter θ , the proposed method can prevent the model from memorizing the incorrect labels.

In the implementation, the early stopping technique is used for the approximation of the clean class-posterior distribution. Specifically, the model f_{θ} is trained on noisy data with 20 epochs, and we feed the model output to a softmax function, then use the output of the softmax function

$g(x)$ to approximate the clean class-posterior distribution. The noise transition matrix \mathbf{T} has also been estimated by using the same approach as in Forward correction. Then the model f_θ is further optimized by both weighted empirical risk and regularization for the variance of losses as follows:

$$\hat{R}_{ir}(\theta) = \frac{1}{n} \sum_{i=1}^n \left[\ell_{CE}(f_\theta(x_i), \tilde{y}_i) \frac{g_{\tilde{y}}(x_i)}{(\hat{\mathbf{T}}g)_{\tilde{y}}(x_i)} \right] - \alpha \hat{\sigma}_\theta^2, \quad (6)$$

where

$$\hat{\sigma}_\theta^2 = \left(\frac{1}{n} \sum_{i=1}^n \left(\ell_{CE}(f_\theta(x_i), \tilde{y}_i) \frac{g_{\tilde{y}}(x_i)}{(\hat{\mathbf{T}}g)_{\tilde{y}}(x_i)} \right)^2 - \left(\frac{1}{n} \sum_{i=1}^n \ell_{CE}(f_\theta(x_i), \tilde{y}_i) \frac{g_{\tilde{y}}(x_i)}{(\hat{\mathbf{T}}g)_{\tilde{y}}(x_i)} \right)^2 \right).$$

Work with VolMinNet. VolMinNet is an end-to-end label-noise learning method that learns the transition matrix and the clean class-posterior distribution simultaneously [25]. It optimizes two objectives: 1). a trainable diagonally dominant column stochastic matrix $\hat{\mathbf{T}}$ by minimizing the log determinate $\log \det(\hat{\mathbf{T}})$; 2). the parameter θ of the model by the cross-entropy loss between the noisy label and the predicted probability by the neural network. In experiments, our VRNL only regularizes the parameter θ by calculating the variance of cross-entropy losses. The objective by combining our method with VolMinNet can be formulated as follows:

$$\begin{aligned} \hat{R}_{vol}(\theta, \hat{\mathbf{T}}) &= \frac{1}{n} \sum_{i=1}^n \ell_{CE}(\hat{\mathbf{T}}f_\theta(x_i), \tilde{y}_i) + \lambda \log \det(\hat{\mathbf{T}}) \\ &\quad - \alpha \left(\frac{1}{n} \sum_{i=1}^n \ell_{CE}(\hat{\mathbf{T}}f_\theta(x_i), \tilde{y}_i)^2 - \left(\frac{1}{n} \sum_{i=1}^n \ell_{CE}(\hat{\mathbf{T}}f_\theta(x_i), \tilde{y}_i) \right)^2 \right), \end{aligned}$$

where $\lambda > 0$ is an adjustable hyper-parameter, we set $\lambda = 0.0001$ in all experiments. The transition matrix $\hat{\mathbf{T}}$ should be differentiable, diagonally dominant and column stochastic.

Our method could help the state-of-the-art method VolMinNet [25] to better estimate the transition matrix and the clean class-posterior distribution. Specifically, VolMinNet requires the estimated class-posteriors to be diverse, which is called the *sufficiently scattered* assumption [25]. By increasing the variance of the loss, the diversity of the estimated noisy class posteriors is encouraged, so the estimated clean class-posteriors are also encouraged. Then transition matrix can be better learned, which leads to the clean class-posterior distribution being better estimated.

4 Experiments

In this section, we first illustrate the empirical performance of VRNL and other baselines on both synthetic and real-world noisy datasets. What is more, we will delve into the different effects of the proposed method on correct and incorrect samples to verify its effectiveness on Section 3. Finally, we will illustrate the robustness of the proposed method when the estimated transition matrix is biased.

Datasets. We verify the performance of proposed method on the manually corrupted version of three datasets, *i.e.*, MNIST [22], CIFAR-10 [20] and CIFAR-100 [20], and one real-world noisy

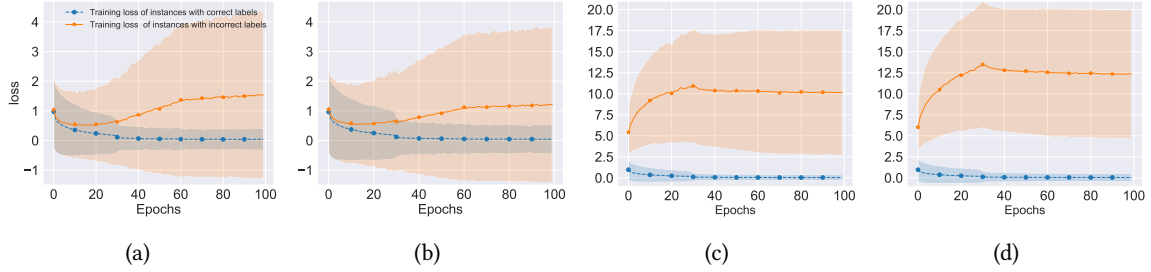


Figure 2: The change of losses with the increasing of training epochs for Reweighting. (a) and (b) illustrate CE losses of $P(Y|X)$ without or with increasing variance, respectively. (c) and (d) illustrate CE losses of $P(\tilde{Y}|X)$ without or with increasing variance, respectively.

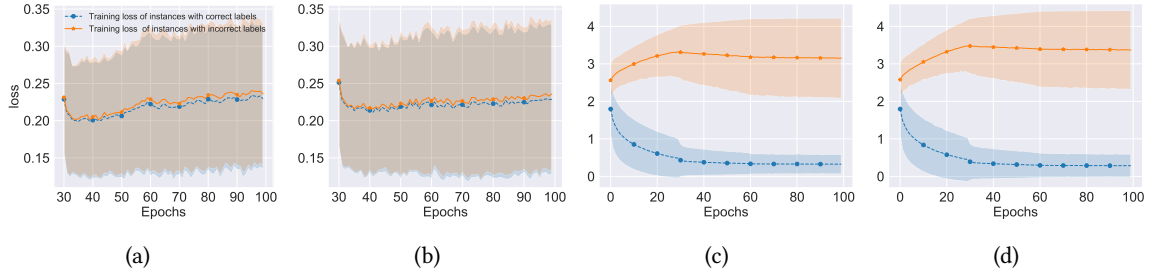


Figure 3: The change of losses with the increasing of training epochs for VolMinNet. (a) and (b) illustrate CE losses of $P(Y|X)$ without or with increasing variance, respectively. (c) and (d) illustrate CE losses of $P(\tilde{Y}|X)$ without or with increasing variance, respectively.

dataset, *i.e.*, Clothing1M [46]. We leave out 10% of training data as validation sets. The experiments are repeated five times on the synthetic noisy datasets. Clothing1M [46] contains 1M images with real-world noisy labels, it also contains 50k, 14k, and 10k images with clean labels for training, validation, and testing, respectively. Existing methods like Forward [33] and T-revision [44] use the 50k clean data to initialize the transition matrix and validate on 14k clean data. We assume that the clean data is not accessible, and therefore, the clean data are not used for training and validation. We leave out 10% of examples from 1M noisy data for validation.

Baselines. The baselines used in our experiments: 1). Decoupling [30] trains two models at the same time, and only the instances which have different predictions from two networks are used to update the parameter; 2). MentorNet [18] pre-trains an extra model which is used to select clean examples for the main model training; 3). Co-teaching [14] trains two networks simultaneously, and each network is used to select small-loss examples as trust examples to its peer network for further training; 4). Forward [33] estimates the transition matrix in advance, then uses it to approximate the clean class posteriors; 5). T-Revision [44] proposes a method to fine-tune the estimated transition matrix to improve the classification performance; 6). Dual T [49] improves the estimation of the transition matrix by introducing an intermediate class, and then factorizes the transition matrix into the product of two easy-to-estimate transition matrices; 7). VolMinNet [25] is an end-to-end label-noise learning method, which can learn the transition matrix and the classifier simultaneously; 8). Reweight [27] uses the importance reweighting technique to estimate

	MNIST		CIFAR-10		CIFAR-100	
	Sym-20%	Sym-50%	Sym-20%	Sym-50%	Sym-20%	Sym-50%
Decoupling	97.04 ± 0.06	94.58 ± 0.08	77.32 ± 0.35	54.07 ± 0.46	41.92 ± 0.49	22.63 ± 0.44
MentorNet	97.21 ± 0.06	95.56 ± 0.15	81.35 ± 0.23	73.47 ± 0.15	42.88 ± 0.41	32.66 ± 0.40
Co-teaching	97.07 ± 0.10	95.20 ± 0.23	82.27 ± 0.07	75.55 ± 0.07	48.48 ± 0.66	36.77 ± 0.52
T-Revision	98.72 ± 0.10	98.23 ± 0.10	87.95 ± 0.36	80.01 ± 0.62	62.72 ± 0.69	49.12 ± 0.22
Dual T	98.43 ± 0.05	98.15 ± 0.12	88.35 ± 0.33	82.54 ± 0.19	62.16 ± 0.58	52.49 ± 0.37
Forward	97.47 ± 0.15	97.93 ± 0.22	87.29 ± 0.63	77.58 ± 1.05	59.71 ± 0.40	44.53 ± 1.11
Forward-VRNL	98.89 ± 0.04*	98.14 ± 0.27	89.81 ± 0.29*	81.16 ± 0.55	68.19 ± 0.31*	54.10 ± 1.2
Reweight	98.20 ± 0.24	97.93 ± 0.20	88.42 ± 0.18	82.13 ± 0.56	60.52 ± 0.52	47.69 ± 0.78
Reweight-VRNL	98.61 ± 0.21	98.27 ± 0.15*	89.68 ± 0.24	83.99 ± 0.28*	66.52 ± 0.25	50.26 ± 0.14
VolMinNet	98.66 ± 0.14	97.83 ± 0.15	89.27 ± 0.30	82.17 ± 0.19	65.65 ± 0.62	54.40 ± 0.62
VolMinNet-VRNL	98.78 ± 0.08	97.93 ± 0.20	89.42 ± 0.12	82.92 ± 0.24	66.40 ± 0.66	55.94 ± 0.64*
	Asym-20%	Asym-50%	Asym-20%	Asym-50%	Asym-20%	Asym-50%
Decoupling	96.79 ± 0.01	94.71 ± 0.08	78.63 ± 0.27	71.01 ± 3.72	39.42 ± 0.48	21.64 ± 0.23
MentorNet	97.03 ± 0.05	94.66 ± 0.11	78.99 ± 0.34	68.00 ± 2.09	10.03 ± 0.33	11.14 ± 0.25
Co-teaching	97.02 ± 0.03	95.15 ± 0.09	83.96 ± 0.28	76.58 ± 0.84	13.36 ± 0.44	13.10 ± 0.66
T-Revision	98.90 ± 0.11	98.35 ± 0.13*	88.38 ± 0.56	81.51 ± 0.74	59.52 ± 0.43	45.56 ± 1.86
Dual T	95.46 ± 0.14	91.46 ± 0.29	70.31 ± 1.06	53.04 ± 2.76	05.80 ± 0.78	02.38 ± 0.94
Forward	98.42 ± 0.06	97.92 ± 0.04	87.70 ± 0.29	79.25 ± 1.61	60.24 ± 0.42	43.39 ± 1.15
Forward-VRNL	98.92 ± 0.06*	98.13 ± 0.21	89.98 ± 0.11*	82.35 ± 0.88	67.89 ± 0.30*	53.67 ± 0.52
Reweight	98.50 ± 0.07	98.09 ± 0.08	88.55 ± 0.32	82.72 ± 0.38	60.81 ± 0.70	46.36 ± 0.18
Reweight-VRNL	98.77 ± 0.21	98.10 ± 0.16	89.80 ± 0.11	84.20 ± 0.25*	66.62 ± 0.45	49.71 ± 0.64
VolMinNet	98.62 ± 0.10	98.03 ± 0.12	89.50 ± 0.18	83.15 ± 0.56	66.02 ± 0.73	55.17 ± 0.46
VolMinNet-VRNL	98.76 ± 0.13	98.08 ± 0.08	89.64 ± 0.19	83.65 ± 0.32	66.24 ± 0.95	55.85 ± 0.73*
	Pair-20%	Pair-45%	Pair-20%	Pair-45%	Pair-20%	Pair-45%
Decoupling	96.93 ± 0.07	94.34 ± 0.54	77.12 ± 0.30	53.71 ± 0.99	40.12 ± 0.26	27.97 ± 0.12
MentorNet	96.89 ± 0.04	91.98 ± 0.46	77.42 ± 0.23	61.03 ± 0.20	39.22 ± 0.47	26.48 ± 0.37
Co-teaching	97.00 ± 0.06	96.25 ± 0.01	80.65 ± 0.20	73.02 ± 0.23	42.79 ± 0.79	27.97 ± 0.20
T-Revision	98.89 ± 0.08	84.56 ± 8.18	90.33 ± 0.52	78.94 ± 2.58	64.33 ± 0.49	41.55 ± 0.95
Dual T	98.86 ± 0.04	96.71 ± 0.12	89.77 ± 0.25	76.53 ± 2.51	67.21 ± 0.43	47.60 ± 0.43
Forward	98.85 ± 0.09	96.45 ± 4.03	90.88 ± 0.23*	83.27 ± 9.47	62.54 ± 0.42	41.96 ± 1.45
Forward-VRNL	98.88 ± 0.08	96.55 ± 3.88	90.88 ± 0.29*	83.54 ± 9.29	62.78 ± 0.32	42.29 ± 1.23
Reweight	98.64 ± 0.07	95.52 ± 3.58	89.85 ± 0.30	76.03 ± 5.02	61.35 ± 0.66	40.10 ± 0.46
Reweight-VRNL	98.68 ± 0.14	95.97 ± 3.52	89.77 ± 0.39	76.75 ± 6.15	61.37 ± 0.42	40.30 ± 0.57
VolMinNet	99.05 ± 0.05*	99.08 ± 0.06	90.73 ± 0.23	88.47 ± 0.61	69.96 ± 1.18	61.85 ± 1.41
VolMinNet-VRNL	99.02 ± 0.08	99.10 ± 0.08*	90.86 ± 0.27	88.77 ± 0.51*	70.18 ± 0.50*	63.38 ± 1.72*

Table 1: Means and standard deviations (percentage) of classification accuracy. Results with “*” mean that they are the highest accuracy.

the expected risk on the clean domain by using noisy data.

Noise Types. To generate a noisy dataset, we corrupted the training and validation sets manually according to a special transition matrix T . Specifically, we conduct experiments on synthetic noisy datasets with three widely used types of noise: 1). Symmetry flipping (Sym- ϵ) [33]; 2). Asymmetry flipping (Asym- ϵ); 3). Pair flipping (Pair- ϵ) [14]. We manually corrupt the labels of instances according to the transition matrix T .

Network structure and optimization. We implement the proposed methods and baseline using Pytorch 1.9.1 and train the models on TITAN Xp. The model structure and optimizer are as same as the state-of-the-art method [25]. Specifically, we use a LeNet-5 network [21] for MNIST, a ResNet-18 network for CIFAR-10, a ResNet-32 network [16] for CIFAR-100, a ResNet-50 pretrained on ImageNet for Clothing 1M. On synthetic noise datasets, SGD is used to train the neural network with batch size 128, momentum 0.9, weight decay 10^{-4} , and an initial learning rate 10^{-2} . The

Decoupling	MentorNet	Co-teaching	T-Revision	Dual T	PTD
54.53	56.79	60.15	70.97	70.17	71.67
Forward	Forward-VRNL	Reweight	Reweight-VRNL	VolMinNet	VolMinNet-VRNL
71.27	72.43	71.62	72.14	72.29	72.66

Table 2: Classification accuracy(percentage) on Clothing1M. Only noisy data are exploited for training and validation.

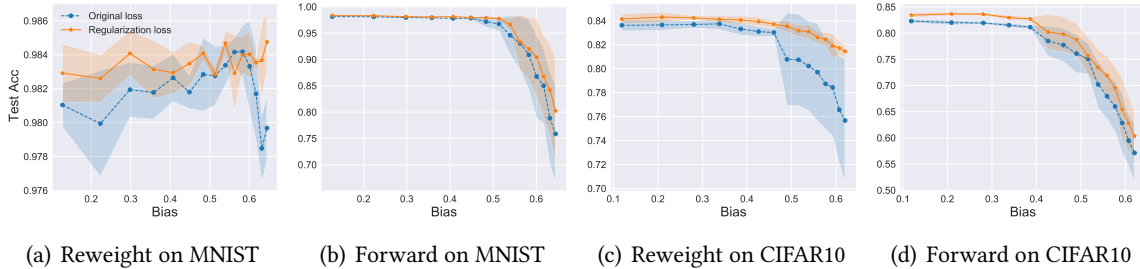


Figure 4: Test accuracies of the models trained on MNIST and CIFAR10 by using biased transition matrices, We increase the error of transition matrices manually. The proposed VRNL is robust to the biased transition matrix.

algorithm is trained for 80 epochs, and the learning rate is divided by 10 after the 30-th and 60-th epochs. For Forward and Reweight, we set the hyper-parameter $\alpha = 0.1$ on symmetry-flipping noise, asymmetry-flipping noise, and we set $\alpha = 0.01$ on pair-flipping noise. For VolMinNet, we set $\alpha = 0.005$ on MNIST and CIFAR-100 with pair-flipping noise. For other experiments on synthetic noisy datasets, $\alpha = 0.05$ is employed. When the dataset is Clothing-1M, for Forward and Reweight, SGD with batch size 64, momentum 0.9, weight decay 10^{-4} is used to train the model, and α is set to be 0.1; for VolMinNet, SGD with batch size 64, momentum 0.9, weight decay 10^{-3} is used, and α is set to be 0.005. For Forward and Reweight, the transition matrix T has to be estimated in advance. For the end-to-end method VolMinNet, the transition matrix T and the classifier are learned simultaneously. To estimate the transition matrix, we follow the same experimental settings described in their original papers [33, 25].

4.1 Classification Accuracy Evaluation

We embed VRNL into the label-noise learning methods, *e.g.*, Forward, Reweight and VolMinNet which are named Forward-VRNL, Reweight-VRNL and VolMinNet-VRNL, respectively. In Table 1, we illustrate classification accuracies on datasets containing symmetry-flipping, asymmetry-flipping and pair-flipping noise. It shows that VRNL improves the classification accuracies of all the label-noise learning methods on different datasets and different types of noise. It is worth noting that for Forward and Reweight, the estimated transition matrices usually have larger estimated errors compared with VolMinNet [25]. The performance of VolMinNet is usually better than that of Forward and Reweight. However, by employing our method, the performance of Forward and Reweight are comparable to that of VolMinNet, which suggests that VRNL is robust to the biased transition matrix.

In Table 2, we illustrate the results on the real-world dataset Clothing1M. The proposed method improves the generalization ability of backbone methods. The performance of VolMinNet-VRNL outperforms all other baselines.

4.2 The influence on clean and noisy class posteriors

To analyze the influence of variance increase on clean class posteriors and clean class posteriors. In Fig. 2 and Fig. 3, we visualize the change of cross-entropy losses for instances with clean labels and instances with noisy labels during the model training, respectively. The average loss and the standard derivation of mislabeled examples and correctly labeled examples are visualized separately for better illustration. The methods used are Reweight and VolMinNet.

By comparing Reweight-VRNL with Reweight, the loss of noisy labels for mislabeled examples is larger but the loss of noisy labels for correctly labeled examples is almost unchanged as shown in Fig. 2(c) and Fig. 2(d). It means that the proposed method prevents the model from memorizing incorrect labels and has little influence on learning correctly labeled examples. By comparing Fig. 2(b) with Fig. 2(a), the loss of clean labels for mislabeled examples becomes smaller when our method is employed. It implies that our method helps learn clean class posteriors of mislabeled examples.

Similarly, the results also hold for VolMinNet. Specifically, the variance of noisy class posteriors in Fig. 3(d) increases compared with Fig. 3(c), which could help VolMinNet better estimate the transition matrix. It is because our method encourages the diversity of noisy class posteriors, which makes the *sufficiently scattered* assumption easier to be satisfied when the sample size is limited. Meanwhile, it can be seen that the empirical risk defined by clean clean training samples decreases after using our method, as shown in Fig. 3(a) and 3(b). It means that the model can classify the examples better.

4.3 Performance with the biased Transition Matrix

In practice, the noise transition matrix generally is not given and is required to be estimated. However, the estimated transition matrix could contain a large estimation error. One reason is that the transition matrix can be hard to accurately estimate when sample size is limited [49]. Another reason is that the assumptions [33, 25] used to identify the transition matrix may not be held. This motivates us to investigate the performance of our regularizer when the transition matrix contains bias.

To simulate the estimation error, we manually inject noise into the transition matrix, i.e.,

$$\mathbf{T}^\rho = \mathbf{T} + \gamma|\Delta|,$$

where $\Delta \in \mathbb{R}^{C \times C}$ sampled from standard multivariate normal distribution, and $\gamma \in [0.01, 0.15]$. Then we normalize the column of the transition matrix \mathbf{T}_ρ sum up to 1 by

$$\mathbf{T}_{ij}^N = \frac{\mathbf{T}_{ij}^\rho}{\sum_{k=1}^C \mathbf{T}_{ik}^\rho}.$$

The estimation error ϵ_T of a transition matrix is calculated by employing the entry-wise matrix norm, i.e.,

$$\epsilon_T = \frac{\|\mathbf{T} - \mathbf{T}^N\|_{1,1}}{\|\mathbf{T}\|_{1,1}}.$$

The biased transition matrix T^N is adopted to Reweight, Reweight-VRNL, Forward and Forward-VRNL, respectively. Experimental results shown in Fig. 4 illustrate that our method is more robust to the bias transition matrix. Specifically, for most experiments and different levels of bias ϵ_T , the test accuracies of Reweight-VRNL and Forward-VRNL are higher than Reweight and Forward. Additionally, the test accuracy of Reweight-VRNL drops much slower than Reweight with the increasing of bias ϵ_T .

5 Conclusion

In this paper, we study whether we should penalize the variance of losses for the problem of learning with noisy labels. Interestingly, we found that the variance of losses should be increased, which can boost the memorization effects and reduce the harmfulness of incorrect labels. Theoretically, we show that increasing variance of losses can reduce the weights of the gradient with respect to instances with incorrect labels, therefore these instances have a small contribution to the update of model parameters. A simple and effective method VRNL is also proposed which can be easily integrated into existing label-noise learning methods to improve their robustness. The experimental results on both synthetic and real-world noisy datasets demonstrate that the proposed VRNL can dramatically improve the performance of existing label-noise learning methods. Empirically, we have shown that the proposed method can help models better learn clean class posteriors. We have also illustrated that VRNL can improve the classification performance of existing methods when the transition matrix is poorly estimated, which makes our method be more practically useful.

References

- [1] Massil Achab, Agathe Guilloux, Stéphane Gaïffas, and Emmanuel Bacry. Sgd with variance reduction beyond empirical risk minimization. *arXiv preprint arXiv:1510.04822*, 2015.
- [2] Zeyuan Allen-Zhu and Elad Hazan. Variance reduction for faster non-convex optimization. In *International conference on machine learning*, pages 699–707. PMLR, 2016.
- [3] Dana Angluin and Philip Laird. Learning from noisy examples. *Machine Learning*, 2(4):343–370, 1988.
- [4] Oron Anschel, Nir Baram, and Nahum Shimkin. Averaged-dqn: Variance reduction and stabilization for deep reinforcement learning. In *International conference on machine learning*, pages 176–185. PMLR, 2017.
- [5] Devansh Arpit, Stanislaw Jastrzebski, Nicolas Ballas, David Krueger, Emmanuel Bengio, Maxinder S Kanwal, Tegan Maharaj, Asja Fischer, Aaron Courville, Yoshua Bengio, et al. A closer look at memorization in deep networks. In *International Conference on Machine Learning*, pages 233–242. PMLR, 2017.

- [6] Yingbin Bai and Tongliang Liu. Me-momentum: Extracting hard confident examples from noisily labeled data. In *Proceedings of the IEEE/CVF International Conference on Computer Vision*, pages 9312–9321, 2021.
- [7] Yingbin Bai, Erkun Yang, Bo Han, Yanhua Yang, Jiatong Li, Yinian Mao, Gang Niu, and Tongliang Liu. Understanding and improving early stopping for learning with noisy labels. *Advances in Neural Information Processing Systems*, 34, 2021.
- [8] Jia Deng, Wei Dong, Richard Socher, Li-Jia Li, Kai Li, and Li Fei-Fei. Imagenet: A large-scale hierarchical image database. In *2009 IEEE conference on computer vision and pattern recognition*, pages 248–255. Ieee, 2009.
- [9] Aritra Ghosh, Himanshu Kumar, and PS Sastry. Robust loss functions under label noise for deep neural networks. In *Proceedings of the AAAI Conference on Artificial Intelligence*, volume 31, 2017.
- [10] Jacob Goldberger and Ehud Ben-Reuven. Training deep neural-networks using a noise adaptation layer. 2016.
- [11] Maoguo Gong, Hao Li, Deyu Meng, Qiguang Miao, and Jia Liu. Decomposition-based evolutionary multiobjective optimization to self-paced learning. *IEEE Transactions on Evolutionary Computation*, 23(2):288–302, 2018.
- [12] Sheng Guo, Weilin Huang, Haozhi Zhang, Chenfan Zhuang, Dengke Dong, Matthew R Scott, and Dinglong Huang. Curriculumnet: Weakly supervised learning from large-scale web images. In *Proceedings of the European Conference on Computer Vision (ECCV)*, pages 135–150, 2018.
- [13] Bo Han, Jiangchao Yao, Gang Niu, Mingyuan Zhou, Ivor Tsang, Ya Zhang, and Masashi Sugiyama. Masking: A new perspective of noisy supervision. *arXiv preprint arXiv:1805.08193*, 2018.
- [14] Bo Han, Quanming Yao, Xingrui Yu, Gang Niu, Miao Xu, Weihua Hu, Ivor Tsang, and Masashi Sugiyama. Co-teaching: Robust training of deep neural networks with extremely noisy labels. *arXiv preprint arXiv:1804.06872*, 2018.
- [15] Bo Han, Gang Niu, Xingrui Yu, Quanming Yao, Miao Xu, Ivor Tsang, and Masashi Sugiyama. Sigua: Forgetting may make learning with noisy labels more robust. In *International Conference on Machine Learning*, pages 4006–4016. PMLR, 2020.
- [16] Kaiming He, Xiangyu Zhang, Shaoqing Ren, and Jian Sun. Deep residual learning for image recognition. In *Proceedings of the IEEE conference on computer vision and pattern recognition*, pages 770–778, 2016.
- [17] Edward L Ionides. Truncated importance sampling. *Journal of Computational and Graphical Statistics*, 17(2):295–311, 2008.
- [18] Lu Jiang, Zhengyuan Zhou, Thomas Leung, Li-Jia Li, and Li Fei-Fei. Mentornet: Learning data-driven curriculum for very deep neural networks on corrupted labels. In *International Conference on Machine Learning*, pages 2304–2313. PMLR, 2018.

- [19] Jan Kremer, Fei Sha, and Christian Igel. Robust active label correction. In *International conference on artificial intelligence and statistics*, pages 308–316. PMLR, 2018.
- [20] Alex Krizhevsky, Geoffrey Hinton, et al. Learning multiple layers of features from tiny images. 2009.
- [21] Yann LeCun, Léon Bottou, Yoshua Bengio, and Patrick Haffner. Gradient-based learning applied to document recognition. *Proceedings of the IEEE*, 86(11):2278–2324, 1998.
- [22] Yann LeCun, Corinna Cortes, and CJ Burges. Mnist handwritten digit database. *ATT Labs [Online]*. Available: <http://yann.lecun.com/exdb/mnist>, 2, 2010.
- [23] Junnan Li, Richard Socher, and Steven CH Hoi. Dividemix: Learning with noisy labels as semi-supervised learning. *arXiv preprint arXiv:2002.07394*, 2020.
- [24] Mingchen Li, Mahdi Soltanolkotabi, and Samet Oymak. Gradient descent with early stopping is provably robust to label noise for overparameterized neural networks. In *International conference on artificial intelligence and statistics*, pages 4313–4324. PMLR, 2020.
- [25] Xuefeng Li, Tongliang Liu, Bo Han, Gang Niu, and Masashi Sugiyama. Provably end-to-end label-noise learning without anchor points. *arXiv preprint arXiv:2102.02400*, 2021.
- [26] Yuncheng Li, Jianchao Yang, Yale Song, Liangliang Cao, Jiebo Luo, and Li-Jia Li. Learning from noisy labels with distillation. In *Proceedings of the IEEE International Conference on Computer Vision*, pages 1910–1918, 2017.
- [27] Tongliang Liu and Dacheng Tao. Classification with noisy labels by importance reweighting. *IEEE Transactions on pattern analysis and machine intelligence*, 38(3):447–461, 2015.
- [28] Yang Liu and Hongyi Guo. Peer loss functions: Learning from noisy labels without knowing noise rates. In *International Conference on Machine Learning*, pages 6226–6236. PMLR, 2020.
- [29] Xingjun Ma, Yisen Wang, Michael E Houle, Shuo Zhou, Sarah Erfani, Shutao Xia, Sudanthi Wijewickrema, and James Bailey. Dimensionality-driven learning with noisy labels. In *International Conference on Machine Learning*, pages 3355–3364. PMLR, 2018.
- [30] Eran Malach and Shai Shalev-Shwartz. Decoupling" when to update" from" how to update". *arXiv preprint arXiv:1706.02613*, 2017.
- [31] Duc Tam Nguyen, Chaithanya Kumar Mummadi, Thi Phuong Nhung Ngo, Thi Hoai Phuong Nguyen, Laura Beggel, and Thomas Brox. Self: Learning to filter noisy labels with self-ensembling. *arXiv preprint arXiv:1910.01842*, 2019.
- [32] Curtis G Northcutt, Tailin Wu, and Isaac L Chuang. Learning with confident examples: Rank pruning for robust classification with noisy labels. *arXiv preprint arXiv:1705.01936*, 2017.
- [33] Giorgio Patrini, Alessandro Rozza, Aditya Krishna Menon, Richard Nock, and Lizhen Qu. Making deep neural networks robust to label noise: A loss correction approach. In *Proceedings of the IEEE conference on computer vision and pattern recognition*, pages 1944–1952, 2017.

- [34] Scott Reed, Honglak Lee, Dragomir Anguelov, Christian Szegedy, Dumitru Erhan, and Andrew Rabinovich. Training deep neural networks on noisy labels with bootstrapping. *arXiv preprint arXiv:1412.6596*, 2014.
- [35] Mengye Ren, Wenyuan Zeng, Bin Yang, and Raquel Urtasun. Learning to reweight examples for robust deep learning. In *International Conference on Machine Learning*, pages 4334–4343. PMLR, 2018.
- [36] Clayton Scott. A rate of convergence for mixture proportion estimation, with application to learning from noisy labels. In *Artificial Intelligence and Statistics*, pages 838–846. PMLR, 2015.
- [37] Jun Shu, Qian Zhao, Keyu Chen, Zongben Xu, and Deyu Meng. Learning adaptive loss for robust learning with noisy labels. *arXiv preprint arXiv:2002.06482*, 2020.
- [38] Daiki Tanaka, Daiki Ikami, Toshihiko Yamasaki, and Kiyoharu Aizawa. Joint optimization framework for learning with noisy labels. In *Proceedings of the IEEE Conference on Computer Vision and Pattern Recognition*, pages 5552–5560, 2018.
- [39] Kiran Koshy Thekumparampil, Ashish Khetan, Zinan Lin, and Sewoong Oh. Robustness of conditional gans to noisy labels. *arXiv preprint arXiv:1811.03205*, 2018.
- [40] Arash Vahdat. Toward robustness against label noise in training deep discriminative neural networks. *arXiv preprint arXiv:1706.00038*, 2017.
- [41] Andreas Veit, Neil Alldrin, Gal Chechik, Ivan Krasin, Abhinav Gupta, and Serge Belongie. Learning from noisy large-scale datasets with minimal supervision. In *Proceedings of the IEEE conference on computer vision and pattern recognition*, pages 839–847, 2017.
- [42] Yisen Wang, Xingjun Ma, Zaiyi Chen, Yuan Luo, Jinfeng Yi, and James Bailey. Symmetric cross entropy for robust learning with noisy labels. In *Proceedings of the IEEE/CVF International Conference on Computer Vision*, pages 322–330, 2019.
- [43] Songhua Wu, Xiaobo Xia, Tongliang Liu, Bo Han, Mingming Gong, Nannan Wang, Haifeng Liu, and Gang Niu. Class2simi: A new perspective on learning with label noise. *arXiv preprint arXiv:2006.07831*, 2020.
- [44] Xiaobo Xia, Tongliang Liu, Nannan Wang, Bo Han, Chen Gong, Gang Niu, and Masashi Sugiyama. Are anchor points really indispensable in label-noise learning? *Advances in Neural Information Processing Systems*, 32:6838–6849, 2019.
- [45] Xiaobo Xia, Tongliang Liu, Bo Han, Nannan Wang, Mingming Gong, Haifeng Liu, Gang Niu, Dacheng Tao, and Masashi Sugiyama. Part-dependent label noise: Towards instance-dependent label noise. *Advances in Neural Information Processing Systems*, 33, 2020.
- [46] Tong Xiao, Tian Xia, Yi Yang, Chang Huang, and Xiaogang Wang. Learning from massive noisy labeled data for image classification. In *Proceedings of the IEEE conference on computer vision and pattern recognition*, pages 2691–2699, 2015.
- [47] Yilun Xu, Peng Cao, Yuqing Kong, and Yizhou Wang. L_dmi: A novel information-theoretic loss function for training deep nets robust to label noise. In *NeurIPS*, pages 6222–6233, 2019.

- [48] Quanming Yao, Hansi Yang, Bo Han, Gang Niu, and James Tin-Yau Kwok. Searching to exploit memorization effect in learning with noisy labels. In *International Conference on Machine Learning*, pages 10789–10798. PMLR, 2020.
- [49] Yu Yao, Tongliang Liu, Bo Han, Mingming Gong, Jiankang Deng, Gang Niu, and Masashi Sugiyama. Dual t: Reducing estimation error for transition matrix in label-noise learning. *arXiv preprint arXiv:2006.07805*, 2020.
- [50] Xingrui Yu, Bo Han, Jiangchao Yao, Gang Niu, Ivor Tsang, and Masashi Sugiyama. How does disagreement help generalization against label corruption? In *International Conference on Machine Learning*, pages 7164–7173. PMLR, 2019.
- [51] Chiyuan Zhang, Samy Bengio, Moritz Hardt, Benjamin Recht, and Oriol Vinyals. Understanding deep learning (still) requires rethinking generalization. *Communications of the ACM*, 64(3):107–115, 2021.