
FedGCN: Convergence and Communication Tradeoffs in Federated Training of Graph Convolutional Networks

Yuhang Yao¹ Carlee Joe-Wong¹

Abstract

Distributed methods for training models on graph datasets have recently grown in popularity, due to the size of graph datasets as well as the private nature of graphical data like social networks. However, the graphical structure of this data means that it cannot be disjointly partitioned between different learning clients, leading to either significant communication overhead between clients or a loss of information available to the training method. We introduce Federated Graph Convolutional Network (FedGCN), which uses federated learning to train GCN models with optimized convergence rate and communication cost. Compared to prior methods that require communication among clients at each iteration, FedGCN preserves the privacy of client data and only needs communication at the initial step, which greatly reduces communication cost and speeds up the convergence rate. We theoretically analyze the tradeoff between FedGCN’s convergence rate and communication cost under different data distributions, introducing a general framework can be generally used for the analysis of all edge-completion-based GCN training algorithms. Experimental results demonstrate the effectiveness of our algorithm and validate our theoretical analysis¹.

1. Introduction

Graph convolutional networks (GCNs) have been widely used for applications ranging from fake news detection in social networks to anomaly detection in sensor networks (Benamira et al., 2019; Zhang et al., 2020). This data, however, is often privacy-sensitive: for example, users in a social network may not want to reveal the websites they have visited. In non-graphical settings, distributed learning has recently shown promise for preserving user privacy while training accurate models, e.g., federated learning algorithms have become increasingly popular (Yang et al., 2021; Zhao et al.,

2018). Some papers have begun to apply federated algorithms to training GCNs (He et al., 2021a; Wang et al., 2020). Typically, these consider a framework in which each client has access to a subset of a large graph, and clients iteratively compute local updates to a semi-supervised model on their local graph subsets, which are occasionally aggregated at a central server, as in Figure 1.

The main challenge of applying distributed learning frameworks to GCN training is that, due to the graphical nature of the data, *disjoint partitions across users are not possible*. In Figure 1, for example, we see that when nodes are partitioned among clients, some edges will cross different clients. We refer to these as “cross-client edges.” GCNs, however, utilize information about a node’s neighbors in order to construct a summary of each node that is used to estimate its classification. Many federated graph training algorithms (Wang et al., 2020; He et al., 2021b) simply ignore the information from neighbors located at another client, which may result in less accurate models due to loss of information. Sending the features of neighboring nodes to other clients, however, risks revealing private information to them.

In this work, we realize that training a GCN *does not require complete information about other nodes’ features*. Instead, for each node at a given client, it is sufficient to know the *averaged* information about that node’s neighbors at each other client. In practice, there may be many more nodes than clients, so each client would receive information averaged over multiple nodes. For example, clients might represent organizations like universities whose students can be represented as nodes in a social network that crosses institutions. Moreover, since this averaged information does not depend on the GCN model, we need only communicate this information once, before training the GCN. We propose the FedGCN algorithm for distributed GCN training based on this insight. Compared with existing distributed settings that prevent cross-client information loss with communication in each training iteration (Scardapane et al., 2020), FedGCN greatly reduces communication cost and speeds up convergence without information loss.

In some scenarios, e.g., with many edges that cross clients or few nodes at each client resulting in limited privacy from

¹Code available at <https://github.com/yh-yao/FedGCN>

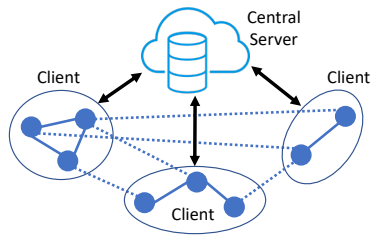


Figure 1. Federated GCN training schematic. Nodes in a graph (shown as circles) are partitioned across clients, and dashed lines show cross-client edges between nodes at different clients. Arrows indicate that each client can exchange updates with a central server during the training process.

accumulating node features, FedGCN may still require too much communication or privacy loss. Indeed, in some scenarios the gain from FedGCN’s communication round may be negligible. For example, in node classification tasks GCNs rely on the fact that nodes of the same class will have more edges connecting them. If these nodes are concentrated at the same clients (a version of the non-i.i.d., or independent and identically distributed, data often considered in federated learning), then there will be less information loss from ignoring cross-client edges. The model, however, may still have difficulty converging, as federated learning may converge poorly when client data is non-i.i.d. (Zhao et al., 2018). It is thus unclear under which circumstances more communication is worth the convergence improvement.

To accommodate these concerns, we analytically quantify the convergence rate of FedGCN with various degrees of communication, under both i.i.d. and non-i.i.d. data distributions. We then illustrate the resulting tradeoff between a fast convergence rate (which intuitively requires more information from cross-client edges) and low communication cost by considering a stochastic block model (Lei & Rinaldo, 2015; Keriven et al., 2020) of the graph topology. We can thus quantify scenarios in which FedGCN’s communication is beneficial for accelerating the GCN’s convergence. In summary, we make the following **contributions**:

- We introduce FedGCN, an *efficient framework* for federated training of GCNs with limited communication and information loss.
- We *theoretically analyze* the convergence rate and communication cost of FedGCN compared to prior methods, as well as its dependence on the data distribution. Our framework can be easily extended to analyze other federated graph training methods.
- Our *experiments* on both synthetic and real-world datasets validate our theoretical analysis and demonstrate that FedGCN outperforms existing distributed GCN training methods in most cases.

We outline related works in Section 2 before introducing the problem of node classification in graphs in Section 3. We then introduce FedGCN in Section 4 and analyze its performance theoretically (Section 5) and experimentally (Section 6) before concluding in Section 7.

2. Related Work

Graph neural networks aim to learn representations of graphically structured data that capture features associated with graph nodes and edges between nodes (Bronstein et al., 2017). Graph Convolutional Networks (GCN) (Kipf & Welling, 2016), GraphSage (Hamilton et al., 2017), and Graph Attention Networks (GAT) (Veličković et al., 2017) perform well on graph learning tasks like node classification or link prediction. Several works provide a theoretical analysis of these models’ performance based on the stochastic block model (SBM) of the graph topology (Zhou & Amini, 2019; Lei & Rinaldo, 2015; Keriven et al., 2020; Keriven & Vaiter, 2020). We similarly adopt the SBM in analyzing FedGCN’s performance.

Federated learning was first proposed by McMahan et al. (2017) and allows clients to train a common machine learning model on their collective data while keeping personal data on clients. The widely adopted FedAvg algorithm (McMahan et al., 2017) and most of its variants use a central server to periodically combine local client updates and produce a new global model. However, FedAvg may not converge if data from different clients is non-i.i.d. (Zhao et al., 2018; Li et al., 2019) and some clients do not regularly participate in the training (Yang et al., 2021), as is often the case in federated learning scenarios. We show similar results for federated graph training.

Federated learning on graph neural networks has recently raised great interest (He et al., 2021a). Distributed GNN (Scardapane et al., 2020) proposed an training algorithm under distributed setting requiring communication in each training round. GraphFL (Wang et al., 2020) is a model-agnostic meta learning approach to learn tasks for separated graphs, while ASFGNN (Zheng et al., 2021) is a Bayesian optimization technique to automatically tune the hyper-parameters of all clients for separated graphs.

However, for semi-supervised tasks on a single large graph (e.g., node classification), existing methods generally ignore cross-client edges, resulting in information loss. CN-FGNN (Meng et al., 2021) uses the central server to deal with spatial dependencies between nodes, but this method affects the privacy of users by revealing information about their data to the server. One concurrent work, FedSage+ (Zhang et al., 2021), recovers missing neighbors for the input graph based on the node embedding, which requires fine-tuning a model of neighbor generation and

may not fully recover the cross-client information. Another recent work, BDS-GCN (Wan et al., 2020), proposes to sample information from cross-client edges, but this method may violate client privacy by revealing per-node information and requires communication in each round. FedGCN, in contrast, enables the private recovery of cross-edge information. We further provide a theoretical analysis on the convergence of FedGCN, which may also be used to analyze the convergence of these previously proposed algorithms and can thus help to compare their performance.

3. Semi-Supervised Node Classification

In this section, we formalize the problem of node classification on a single graph and introduce the federated setting in which we aim to solve this problem.

We consider a graph $G = (V, E)$, where $V = \{1, \dots, N\}$ is the set of N nodes and E is a set of edges between them. The graph can be equivalently described by a weighted adjacency matrix $A \in \mathbb{R}^{N \times N}$, where each entry A_{ij} indicates the weight of an edge from node i to node j (if the edge does not exist, the weight is zero). Every node i in the set V is associated with a node feature vector $\mathbf{x}_i \in \mathbb{R}^d$. Every node i in a subset $V^{train} \subset V$ of nodes is associated with a corresponding label y_i , which is used in the training process. The task of semi-supervised node classification aims to assign labels to nodes in the remaining set $V \setminus V^{train}$, based on their feature vectors and connections to other nodes. In this work, we train a GCN model to solve this problem.

3.1. Centralized Graph Convolutional Network

GCNs (Kipf & Welling, 2016) consist of multiple convolutional layers, each of which constructs a node embedding by aggregating the features of its neighboring nodes. Typically the node embedding matrix $H^{(l)}$ for each layer $l = 1, 2, \dots, L$ is initialized to $H^{(0)} = X$, the matrix of features for each node (i.e., each row of X corresponds to the features for one node), and follows the propagation rule

$$H^{(l+1)} = \phi(AH^{(l)}W^{(l)}). \quad (1)$$

Here the $W^{(l)}$ are parameters to be learned, A is the weighted adjacency matrix, and ϕ is an activation function. Typically, ϕ is chosen as the softmax function in the last layer, so that the output can be interpreted as the probabilities of a node lying in each class, and ReLU activation is used in the preceding layers. For each node i in graph G , we can thus write the embedding at layer $l + 1$ as

$$h_i^{(l+1)} = \phi \left(\sum_{j \in \mathcal{N}_i} A_{ij} H_j^{(l)} W^{(l)} \right),$$

which can be calculated given the previous layer’s embedding $H_j^{(l)}$ for each neighbor j and knowledge of the weights

A_{ij} on edges originating at node i . In general, for a GCN with L layers in this form, the output for node i will depend on neighbours up to L steps away (i.e., there exists a path of no more than L edges to node i). We denote this set by \mathcal{N}_i^L and refer to these nodes as L -hop neighbors of i . Note that \mathcal{N}_i^L includes i itself.

3.2. Node Classification in Federated Learning

To solve the node classification problem in federated settings, we consider, as usual in federated learning, a central server with K clients. The graph $G = (V, E)$ is separated across the K clients, each of which has a sub-graph $G_k = (V_k, E_k)$. Here $\bigcup_{k=1}^K V_k = V$ and $V_i \cap V_j = \emptyset$ for $\forall i, j \in [K]$, i.e., the nodes are disjointly partitioned across clients. The features of nodes in the set V_k can then be represented as the matrix X_k . The set of cross-client edges, for which the nodes connected by the edge are at different clients, is denoted by E_D , where $E_D = E \setminus \bigcup_{k=1}^K E_k$.

In each client k , every node i in a subset $V_k^{train} \subset V$ of nodes is associated with a label y_i , which is used in the training. The task of semi-supervised node classification is to assign labels to nodes in the remaining set $V_k \setminus V_k^{train}$.

If we apply GCNs, as outlined in Section 3.1, in the federated setting, we immediately encounter a challenge. As seen from (2), in order to find the embedding of the i th node in the l th layer, we need the previous layer’s embedding $H_j^{(l)}$ for all neighbors of node i . In the federated setting, however, some of these neighbors may be located at other clients, and thus their embeddings must be sent to the client that contains node i in order for the model to be evaluated. Prior works either ignore these neighbors (Wang et al., 2020; Zheng et al., 2021), considering only G_k and E_k in training the model, or require such communication (Scardapane et al., 2020), which may lead to high overhead and privacy costs. FedGCN provides a communication-efficient method to account for these neighbors.

4. Federated Graph Convolutional Network

In order to overcome the challenges outlined in Section 3.2, we propose our Federated Graph Convolutional Network (FedGCN) algorithm. In this section, we first introduce our federated training method with communication at the initial step and then outline the corresponding training algorithm.

4.1. Federating Graph Convolutional Networks

In the federated learning setting, let $c(i)$ denote the index of the client that contains node i and $W_{c(i)}^{(l)}$ denote the weight matrix of the l -th GCN layer of client $c(i)$. The label pre-

diction of node i is then

$$h_i^L = \text{softmax} \left(\sum_{j \in \mathcal{N}_i} A_{ij} h_j^{(L-1)} W_{c(i)}^{(L-1)} \right). \quad (2)$$

Note that the weights $W_{c(i)}^{(L)}$ may differ from client to client, due to the local training in federated learning.

In practice, many GCNs use only two layers. We can then write the computation of a 2-layer federated GCN as

$$\hat{y}_i = \phi \left(\sum_{m \in \mathcal{N}_i} A_{im} \phi \left(\sum_{j \in \mathcal{N}_m} A_{mj} \mathbf{x}_j^T W_{c(i)}^{(1)} \right) W_{c(i)}^{(2)} \right) \quad (3)$$

We thus see that, to evaluate this model, it suffices for each client $k = c(i)$ to receive the following messages from clients z that contain at least one two-hop neighbor of k :

$$\sum_{m \in \mathcal{N}_i} \mathbb{I}_z(c(m)) \cdot A_{im} x_m, \text{ and} \quad (4)$$

$$\forall m \in \mathcal{N}_i, \sum_{j \in \mathcal{N}_m} \mathbb{I}_z(c(j)) \cdot A_{mj} x_j. \quad (5)$$

Here the indicator $\mathbb{I}_z(c(m))$ is 1 if $z = c(m)$ and zero otherwise. Note that *this information does not change over the course of the model training*, as it simply depends on the (fixed) adjacency matrix A and node features x . To normalize A , a popular technique for training GCNs, the client must also know $A_{im}, \forall i \in \mathcal{N}_m$, which is included in E_k . More generally, for a L -layer GCN, each layer requires the following information:

$$\forall m \in \mathcal{N}_i^m / \mathcal{N}_i^{m-1}, \sum_{j \in \mathcal{N}_m} \mathbb{I}_z(c(j)) \cdot A_{mj} x_j. \quad (6)$$

Further, E_i^{L-1} , i.e., the set of edges up to L hops away from each client i , is needed for normalization of A . Thus, we only need to communicate the *accumulated* features of each node's (possibly multi-hop) neighbors at each client, in order to evaluate the GCN model. If there are multiple such neighbors at a client, this accumulation serves to protect their individual privacy.

FedGCN is based on the insight that GCNs require only the accumulated information of the L -hop neighbors of each node at each client, which may be communicated in advance of the training. In practice, however, even this limited communication may be infeasible. For example, in the extreme case of each client consisting of a single node (such as a user in a social network), accumulating features at different clients does not offer any privacy benefits. Indeed, if L is

too large, then the L -hop neighbors may actually consist of almost the entire graph, which might introduce prohibitive storage and communication requirements when there are many clients. Thus, we design FedGCN to accommodate three types of communication approximations, according to the most appropriate choice for a given application:

- **No communication:** In some cases, e.g., if each node corresponds to a single client as discussed above, any communication might reveal private information. In this case, each client simply trains on G_k and ignores cross-client edges, as in prior work.
- **One-hop communication:** If some communication is permissible, we may use feature information from nodes' one-hop neighbors in (4) to approximate the computation of the GCN. Since we only include one-hop neighbors of each node, this is unlikely to introduce significant memory or communication overhead as long as the graph is sufficiently sparse (as is often the case in practice, e.g., in social networks).
- **Two-hop communication:** Many GCNs used in practice only contain two layers. Thus, to perfectly recover all neighboring nodes' information (i.e., there is no information loss), it suffices to communicate the information in (4) and (5). This choice requires more communication than one-hop communication as there are more two-hop neighbors than one-hop neighbors.

4.2. Training Algorithm

Based on the insights in the previous section, we introduce the FedGCN training algorithm shown in Algorithm 1. The algorithm first requires communication among clients to receive the accumulation of node features. Although Algorithm 1 shows communication of all L -hop neighbors of each node, we can restrict this communication to fewer-hop neighbors or skip it altogether, as explained above.

After communication, FedGCN uses the standard FedAvg algorithm (McMahan et al., 2017) to train local and global models. Specifically, each client computes local updates by following τ gradient descent steps. Here we use $w_k^{t,e}$ to denote the concatenation of the weights $W_k^{(l)}$ across the L GCN layers, for client k in global training round t and local training epoch e , and \mathcal{F}_k to denote the local loss function, e.g., the cross entropy of the classification estimates. After τ local steps, the new model at each client is sent to the central server for aggregation, and the new global model is pushed to all clients to begin the next training round. The training process repeats for T global rounds until convergence. Note that this procedure can easily be replaced with other federated learning methods, e.g., with different aggregation methods or local update procedures (Reddi et al., 2020; Fallah et al., 2020).

Algorithm 1: FedGCN Federated Training for Graph Convolutional Network

```

// Communication Round
for each client  $k \in [K]$  do in parallel
    for  $i \in V_k$  do in parallel
        // Gather Information
        for  $l = 1, \dots, L$  do
             $\forall m \in \mathcal{N}_i^l / \mathcal{N}_i^{l-1}$ 
            Receive
             $\sum_{j \in \mathcal{N}_m} \mathbb{I}_z(c(j)) \cdot A_{mj} x_j$ 
            from client  $c(j)$ 
        end
    end
end
// Training Round
for  $t = 1, \dots, T$  do
    for each client  $k \in [K]$  do in parallel
        Set  $\mathbf{w}_k^{(t,1)} = \mathbf{w}^{(t)}$ ,
        for  $e = 1, \dots, \tau$  do
            Set  $\mathbf{g}_{\mathbf{w}_k}^{(t,e)} = \nabla_{\mathbf{w}_k} \mathcal{F}_k(\mathbf{w}_k^{(t,e)}; G_k)$ 
            // Update Parameters
             $\mathbf{w}_k^{(t,e+1)} = \mathbf{w}_k^{(t,e)} - \eta_L \tilde{\mathbf{g}}_{\mathbf{w}_k}^{(t,e)}$ 
        end
    end
    // Server Operations
    // Difference Aggregation
     $\Delta_{\{\mathbf{w}\}}^{(t)} = \frac{1}{K} \sum_{k=1}^K \Delta_{\{\mathbf{w}_k\}}^{(t,\tau)}$  and broadcasts back
    to clients
    // Update Global Models
    Compute  $\{\mathbf{w}^{(t+1)}\} = \{\mathbf{w}^{(t)}\} - \eta \Delta_{\{\mathbf{w}\}}^{(t)}$  and
    broadcast to local clients
end
    
```

5. Convergence and Communication Analysis

In this section, we theoretically analyze the convergence rate and communication cost of FedGCN for i.i.d. and non-i.i.d. data. We empirically validate our analysis based on the Stochastic Block Model (Holland et al., 1983; Abbe, 2017).

5.1. Convergence Rate

We first define some preliminary notation and assumptions. We use $\|x\|$ to denote the ℓ_2 norm if x is a vector, and the Frobenius norm if x is a matrix. Each client k 's local loss functions with and without cross-client communication are denoted by F_k and \tilde{F}_k respectively, while f denotes the global loss function (summed over all clients).

Assumption 5.1. (L-Lipschitz Continuous Gradient) There exists a constant $L > 0$, such that $\|\nabla F_k(\mathbf{w}) - \nabla F_k(\mathbf{v})\| \leq L\|\mathbf{w} - \mathbf{v}\|$, $\forall \mathbf{w}, \mathbf{v} \in \mathbb{R}^d$, and $k \in [K]$.

Assumption 5.2. (Bounded Global Variability) There exists a constant $\sigma_G \geq 0$, such that the global variability of the local gradients of the cost function is bounded by $\|\nabla F_k(\mathbf{w}_t) - \nabla f(\mathbf{w}_t)\| \leq \sigma_G$, $\forall k \in [K], \forall t$.

Assumptions 5.1 and 5.2 are standard in the federated learning literature (Yang et al., 2021). We then introduce another assumption to quantify the information loss:

Assumption 5.3. (Bounded Information Loss) There exists $\sigma_I \geq 0$, such that the information loss of the cost function is bounded by $\|\nabla \tilde{F}_k(\mathbf{w}_t) - \nabla F_k(\mathbf{w}_t)\| \leq \sigma_I$, $\forall k \in [K], t$.

We consider a two-layer GCN, which is the most common architecture, though our analysis can be extended to fit any number of layers. We work from Yang et al. (2021)'s convergence result for federated learning on non-i.i.d. data:

Theorem 5.4. (Convergence Rate, Yang et al. (2021)) Let the constant local learning rate η_L and global learning rate η be chosen as $\eta_L \leq \frac{1}{8\tau L}$ and $\eta\eta_L \leq \frac{1}{\tau L}$. Under Assumptions 5.1, 5.2 and 5.3, there exists a constant b such that $\min_{t \in [T]} \mathbf{E}[\|\nabla f(\mathbf{w}_t)\|_2^2]$ can be upper-bounded by:

$$\Phi + \frac{15\tau^2\eta_L^2L^2}{b} \|\nabla \mathcal{F}_k(\mathbf{w}) - \nabla f(\mathbf{w})\|^2, \quad (7)$$

where $\Phi = \frac{f_0 - f_*}{b\eta\eta_L\tau T}$ and \mathcal{F}_k is the local loss function.

The convergence rate is thus bounded by the difference of the gradients of the local and global loss functions $\|\nabla \mathcal{F}_k(\mathbf{w}) - \nabla f(\mathbf{w})\|$. We can quantify this difference for FedGCN under 0-, 1-, and 2-hop communication:

Proposition 5.5. (Convergence Rates for FedGCN) Table 1 bounds $\|\nabla \mathcal{F}_k(\mathbf{w}) - \nabla f(\mathbf{w})\|$ for the FedGCN model. In the table \dot{A}_k and \ddot{A}_k respectively denote the adjacency matrix at client k with one- and two-hop communication, and similarly for $\dot{F}_k, \ddot{F}_k, \dot{X}_k, \ddot{X}_k$.

Appendix B proves this result. We can then analyze the convergence of FedGCN with different levels of communication, simply by knowing the node features and graph adjacency matrix (i.e., without knowing the model). Intuitively, more communication makes the difference between local and global gradient smaller. This effect, however, is difficult to quantify for an arbitrary graph topology. Thus, in the remainder of this section we assume a SBM graph.

5.2. Communication Cost and Tradeoffs

In the SBM, nodes in the same class have an edge between them with probability α , while those in different classes have an edge between them with probability $\mu\alpha$, $\mu \in [0, 1]$. Appendix A.3 details the full SBM model.

Proposition 5.6. (Communication Cost for SBM) Table 2 gives the expected number of messages between clients for

Methods	Bound
FedGCN(0-hop)	$\ \nabla F_k(\mathbf{w}) - \nabla f(\mathbf{w})\ \leq \frac{L_p}{N} \ K X_k^T A_k^T A_k^T A_k A_k X_k - X^T A^T A^T A A X\ $
FedGCN(1-hop)	$\ \nabla \hat{F}_k(\mathbf{w}_k) - \nabla f(\mathbf{w})\ \leq \frac{L_p}{N} \ K \hat{X}_k^T \hat{A}_k^T A_k^T A_k \hat{A}_k \hat{X}_k - X^T A^T A^T A A X\ $
FedGCN(2-hop)	$\ \nabla \ddot{F}_k(\mathbf{w}_k) - \nabla f(\mathbf{w})\ \leq \frac{L_p}{N} \ K \ddot{X}_k^T \ddot{A}_k^T A_k^T A_k \ddot{A}_k \ddot{X}_k - X^T A^T A^T A A X\ $

Table 1. Convergence rate bounds of FedGCN under different communication levels. The local loss functions \mathcal{F}_k in Theorem 5.4 are denoted by F_k , \hat{F}_k , and \ddot{F}_k for 0-, 1-, and 2-hop FedGCN respectively and can be substituted into (7). A dot or double dot above a variable denotes its value with 1- and 2-hop communication respectively.

Approximation Rate	0-hop	1-hop	l -hop
i.i.d.	0	$\frac{N}{K} (1 - (1 - \alpha)^{\frac{N}{K^2}} (1 - \mu\alpha)^{\frac{(K-1)N}{K^2}}) d$	$\sum_{k=1}^K \mathcal{N}_k^{l-1} / \mathcal{N}_k^{l-2} d$
Partial-i.i.d.	0	$\frac{N}{K} (1 - (1 - \alpha)^{\frac{N}{2K^2}} (1 - \mu\alpha)^{\frac{(K-1)N}{2K^2}}) d$	$\sum_{k=1}^K \mathcal{N}_k^{l-1} / \mathcal{N}_k^{l-2} d$
Non-i.i.d.	0	$\frac{N}{K} (1 - (1 - \mu\alpha)^{\frac{N}{K}}) d$	$\sum_{k=1}^K \mathcal{N}_k^{l-1} / \mathcal{N}_k^{l-2} d$

Table 2. Additional communication cost of FedGCN’s communication variants under the SBM model. $|\cdot|$ denotes the size of the set.

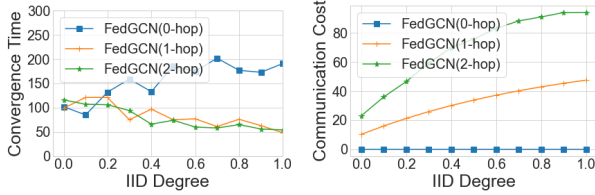


Figure 2. Convergence time and communication cost of methods on data distribution with Stochastic Block Model.

i.i.d. (nodes are uniformly at random assigned to clients) and *non-i.i.d.* (each client’s nodes are of the same class) data, for a SBM with N nodes and d -dimensional node features. *Partial-i.i.d.* indicates that half the nodes are chosen in the *i.i.d.* and half the *non-i.i.d.* setting.

Appendix C proves this result. In the *non-i.i.d.* setting, most nodes with the same labels are stored in the same client, which means there are much fewer edges linked to nodes in the other clients than in the *i.i.d.* setting, incurring much less communication cost for 1- and 2-hop FedGCN.

Based on our analysis, *i.i.d.* data reduces the variance of gradient but increases the communication cost, while the *non-i.i.d.* setting does the opposite. Approximation methods via one-hop communication then might be able to balance the convergence rate and communication. We validate this intuition from Propositions 5.5 and 5.6 on a simulated SBM dataset. As shown in Figure 2, 0-hop FedGCN does not need to communicate but requires high convergence time. One- and 2-hop FedGCN have similar convergence time, but 1-hop FedGCN requires much less communication.

6. Experimental Validation

We finally validate FedGCN’s performance on real datasets. We show that FedGCN converges faster, to a more accurate

model, than prior methods and that the degree of communication affects convergence less for more *non-i.i.d.* data.

6.1. Experiment Settings

We consider three citation network datasets: Cora, Citeseer, and Pubmed (Sen et al., 2008), whose statistics are summarized in Table 3. Nodes represent documents, which are associated with sparse bag-of-words feature vectors. We treat the citation links between documents as (undirected) edges and construct a binary, symmetric adjacency matrix A . Each document has a class label, which we wish to predict.

Dataset	Nodes	Edges	Features	Classes
Cora	2,708	5,429	1,433	7
Citeseer	3,327	4,732	3,703	6
Pubmed	19,717	44,338	500	3

Table 3. Datasets used to evaluate our methods.

We compare the performance of five training methods:

Centralized GNN uses the settings in Section 3.1. It has no information loss and no required communication.

FedGCN (0-hop), as detailed in Section 4.1, is equivalent to federated training methods without communication (Wang et al., 2020; Zheng et al., 2021).

BDS-GCN (Wan et al., 2020) randomly samples information from cross-client edges in each global training round.

FedGCN (1-hop) only communicates the 1-hop neighbors’ information across clients to reduce information loss with less communication overhead (Section 4.1).

FedGCN eliminates information loss for two-layer GCNs by communicating the two-hop neighbors’ information across clients, as described in Section 4.1.

We consider an *i.i.d.* data distribution, in which nodes are

partitioned across clients uniformly at random, and a non-i.i.d. distribution, in which each client only contains nodes with the same (randomly chosen) label. Partial-i.i.d. settings sample a fraction of data in each manner. We use train a two-layer GCN with ReLU activation for the first layer and Softmax activation for the second layer, as in (Kipf & Welling, 2016). The dimension of the hidden units is 16. The dropout layer between the two GCN layers has dropout rate 0.5. We train all models for 300 training iterations using the SGD optimizer for both centralized and federated settings with learning rate 0.5 and L2 regularization 5×10^4 .

The adjacency matrix is normalized by row degree $\tilde{A} = D^{-1}A$ to provide equal gradient updates. We set the number of clients to equal the number of classes for better evaluation of the non-i.i.d. condition. Each data point shown is an average of 10 experiment runs.

6.2. Effect of Cross-Client Communication

We first evaluate our methods under i.i.d., non-i.i.d., and partial (50%) i.i.d. data distributions to illustrate FedGCN’s performance relative to the centralized and BDS-GCN baselines under different levels of communication.

As shown in Figure 3, FedGCN converges much faster and to a higher test and training accuracy in all settings. The FedGCN (0-hop) performs worst in the i.i.d. and partial i.i.d. settings, due to information loss from cross-client edges. Under the extreme non-i.i.d. setting, the information loss is small, as there are few cross-client edges. The performance of all algorithms is thus similar, indicating that FedGCN (0-hop) has sufficient information to train a good model.

Convergence time. We define the convergence time as the index of the first global training round when the validation accuracy does not change more than 0.01 compared with that of the last round. Table 4 shows the convergence time for all three datasets under the three i.i.d. conditions. We see that FedGCN has the lowest convergence time for all three datasets in the i.i.d. and partial-i.i.d. settings. In the non-i.i.d. setting, FedGCN converges more slowly due to including information on cross-client nodes from other classes (which is less helpful for the model). FedGCN (0-hop) converges slowly due to information loss, as does BDS-GCN. The centralized algorithm, although it does not have any information loss, converges more slowly than FedGCN or FedGCN (1-hop) as all federated methods contain $\tau = 3$ local training epochs in each global training round and can thus make more progress on the model.

Test accuracy. Table 5 shows the final test accuracy of each training method on all three datasets. *FedGCN (1-hop) generally performs well*, outperforming BDS-GCN in all cases except non-i.i.d. data on Pubmed. Thus, FedGCN (1-hop) effectively balances fast convergence with limited commu-

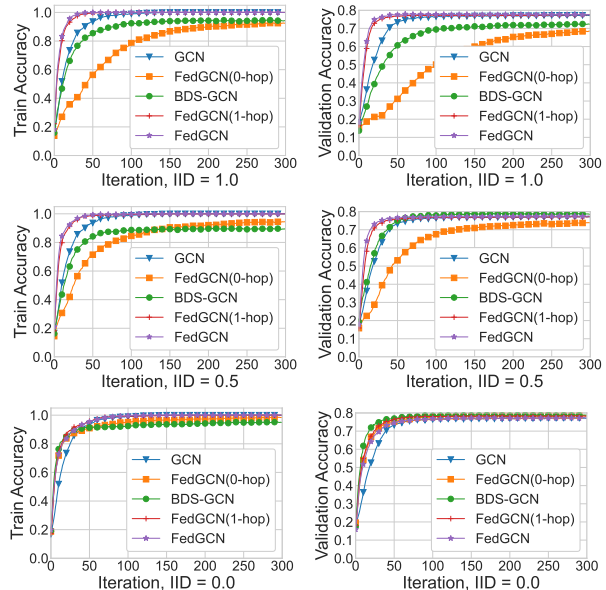


Figure 3. Training and test accuracy of different algorithms in i.i.d., partial-i.i.d. and non-i.i.d. settings for the Cora dataset. FedGCN outperforms the other algorithms, though the performance is closer for non-i.i.d. data as such a setting has little information loss.

nication, similar to our SBM validation in Figure 2. On i.i.d. data, as we would expect, FedGCN performs the best on Cora and a close second-best on Citeseer and Pubmed. Fed-GCN (0-hop) performs poorly due to information loss, while FedGCN (1-hop) performs well on all datasets. BDS-GCN performs poorly on Cora and Citeseer due to its having to sample from many cross-client edges.

Under partially i.i.d. data, FedGCN has the best performance for Pubmed, and is very close to the best performance for Cora and Citeseer. FedGCN (1-hop) continues to perform well on all three datasets, due to its ability to partially recover the information loss. BDS-GCN performs poorly on Citeseer and Pubmed, perhaps due to the larger size of these graphs and randomness due to information sampling. BDS-GCN does, however, perform well on Pubmed in the non-i.i.d. setting: randomly sampling cross-client information may add more diversity to the training data, helping it generalize. In the non-i.i.d. setting, FedGCN (0-hop) outperforms or is close to the performance of FedGCN (1-hop), indicating that additional communication does not meaningfully improve the model. FedGCN performs poorly, perhaps due to the fact that cross-client edges would terminate at nodes of different classes, hindering the model accuracy.

6.3. Experimental Validation of Convergence Rate

We finally validate Section 5’s theoretical analysis. Figure 4 shows the experimental convergence time and Table 1’s gradient norm bound for the Cora dataset. We expect these to

Method	Cora			Citeseer			Pubmed		
	i.i.d.	partial	non-i.i.d.	i.i.d.	partial	non-i.i.d.	i.i.d.	partial	non-i.i.d.
Central	97	97	97	121	121	121	58	58	58
FedGCN(0-hop)	235	232	87	157	121	165	184	92	54
BDS-GCN	128	94	64	105	110	150	79	75	130
FedGCN(1-hop)	40	60	62	63	92	111	77	57	31
FedGCN	32	42	77	39	51	87	35	50	30

Table 4. Convergence time on three datasets, for i.i.d., non-i.i.d., and 50% i.i.d. data. FedGCN performs best on i.i.d. and partially i.i.d. data, where FedGCN (0-hop) has the most information loss.

Method	Cora			Citeseer			Pubmed		
	i.i.d.	partial	non-i.i.d.	i.i.d.	partial	non-i.i.d.	i.i.d.	partial	non-i.i.d.
Central	0.8013	0.8013	0.8013	0.6523	0.6523	0.6523	0.6745	0.6745	0.6745
FedGCN(0-hop)	0.6915	0.7475	0.8163	0.6396	0.6629	0.6805	0.7306	0.6993	0.6951
BDS-GCN	0.7365	0.7791	0.8079	0.6580	0.6422	0.6830	0.7739	0.6445	0.7822
FedGCN(1-hop)	0.8001	0.8030	0.8097	0.6650	0.6776	0.6836	0.7672	0.7377	0.6438
FedGCN	0.8038	0.8010	0.7966	0.6632	0.6620	0.6654	0.7729	0.7665	0.6226

Table 5. Test accuracy for i.i.d., non-i.i.d., and 50% i.i.d. data. FedGCN performs best on i.i.d. data, where FedGCN (0-hop) has the most information loss. As the data becomes more non-i.i.d., FedGCN (0-hop) performs better, though the variance between local and global loss gradients increases, which can impede its convergence. FedGCN (1-hop) balances the two and almost always outperforms BDS-GCN.

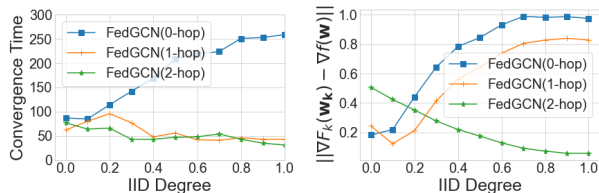


Figure 4. Convergence time (left) and theoretical upper bound of convergence rate (right, Table 1) on the Cora Dataset. The theoretical upper bounds qualitatively hold, with similar trends with the degree of i.i.d. data for 0-hop and 2-hop FedGCN.

qualitatively follow the same trends as we increase the fraction of i.i.d. data, since from Theorem 5.4 the convergence time increases with $\|\nabla \mathcal{F}_k(\mathbf{w}_k) - \nabla f(\mathbf{w})\|$. FedGCN (2-hop) and FedGCN (0-hop), as we would intuitively expect, respectively decrease and increase: as the data becomes more i.i.d., FedGCN (0-hop) has more information loss, while FedGCN (2-hop) gains more useful information from cross-client edges. Federated learning also converges faster for i.i.d. data, and we observe that FedGCN (0-hop)’s increase in convergence time levels off for $> 80\%$ i.i.d. data.

The results for FedGCN (1-hop) do not match as closely; note that Table 1’s results are *upper bounds* on the convergence, and in practice we may obtain better results. Nevertheless, our analytical framework can give a conservative estimate of the convergence time with and without communication. Since Table 1’s bounds depend only on the adjacency matrix and node features, they can be estimated before training to guide selection of communication levels.

7. Conclusion

We propose FedGCN, a framework for distributed training of graph convolutional networks for semi-supervised node classification. The FedGCN training algorithm is based on the insight that, although distributed GCN training typically ignores cross-client edges, these edges can in practice contain information useful to the model. Moreover, evaluating and training the GCN model requires only a single round of communication before training begins. FedGCN allows for different levels of communication to accommodate different privacy and overhead concerns, with more communication generally leading to less information loss and faster convergence. We then quantify FedGCN’s convergence under different levels of communication and different degrees of non-i.i.d. data across clients and show that FedGCN performs well in experiments on real datasets. One-hop FedGCN balances convergence and communication costs.

Although FedGCN reduces the communication cost compared to prior federated graph training algorithms without information loss, our analytical framework suggests that new algorithms, e.g., selectively communicating the edge information that is most likely to accelerate convergence, could better optimize the tradeoff between fast convergence and little communication. Optimizing other hyperparameters like the number of local training epochs, which affects the convergence of FedGCN in non-i.i.d. settings, can further accelerate convergence but come with their own communication costs that may be quantified and optimized by building on our analytical framework.

References

- Abbe, E. Community detection and stochastic block models: recent developments. *The Journal of Machine Learning Research*, 18(1):6446–6531, 2017.
- Benamira, A., Devillers, B., Lesot, E., Ray, A. K., Saadi, M., and Malliaros, F. D. Semi-supervised learning and graph neural networks for fake news detection. In *2019 IEEE/ACM International Conference on Advances in Social Networks Analysis and Mining (ASONAM)*, pp. 568–569. IEEE, 2019.
- Bronstein, M. M., Bruna, J., LeCun, Y., Szlam, A., and Vandergheynst, P. Geometric deep learning: going beyond euclidean data. *IEEE Signal Processing Magazine*, 34(4): 18–42, 2017.
- Fallah, A., Mokhtari, A., and Ozdaglar, A. Personalized federated learning with theoretical guarantees: A model-agnostic meta-learning approach. *Advances in Neural Information Processing Systems*, 33:3557–3568, 2020.
- Hamilton, W. L., Ying, R., and Leskovec, J. Inductive representation learning on large graphs. In *Proceedings of the 31st International Conference on Neural Information Processing Systems*, pp. 1025–1035, 2017.
- He, C., Balasubramanian, K., Ceyani, E., Yang, C., Xie, H., Sun, L., He, L., Yang, L., Yu, P. S., Rong, Y., et al. Fedgraphnn: A federated learning system and benchmark for graph neural networks. *arXiv preprint arXiv:2104.07145*, 2021a.
- He, C., Ceyani, E., Balasubramanian, K., Annavaram, M., and Avestimehr, S. Spreadgnn: Serverless multi-task federated learning for graph neural networks. *arXiv preprint arXiv:2106.02743*, 2021b.
- Holland, P. W., Laskey, K. B., and Leinhardt, S. Stochastic blockmodels: First steps. *Social networks*, 5(2):109–137, 1983.
- Keriven, N. and Vaiter, S. Sparse and smooth: improved guarantees for spectral clustering in the dynamic stochastic block model. *arXiv preprint arXiv:2002.02892*, 2020.
- Keriven, N., Bietti, A., and Vaiter, S. Convergence and stability of graph convolutional networks on large random graphs. *arXiv preprint arXiv:2006.01868*, 2020.
- Kipf, T. N. and Welling, M. Semi-supervised classification with graph convolutional networks. *arXiv preprint arXiv:1609.02907*, 2016.
- Lei, J. and Rinaldo, A. Consistency of spectral clustering in stochastic block models. *The Annals of Statistics*, 43(1): 215–237, 2015.
- Li, X., Huang, K., Yang, W., Wang, S., and Zhang, Z. On the convergence of fedavg on non-iid data. *arXiv preprint arXiv:1907.02189*, 2019.
- McMahan, B., Moore, E., Ramage, D., Hampson, S., and y Arcas, B. A. Communication-efficient learning of deep networks from decentralized data. In *Artificial intelligence and statistics*, pp. 1273–1282. PMLR, 2017.
- Meng, C., Rambhatla, S., and Liu, Y. Cross-node federated graph neural network for spatio-temporal data modeling. *arXiv preprint arXiv:2106.05223*, 2021.
- Reddi, S., Charles, Z., Zaheer, M., Garrett, Z., Rush, K., Konečný, J., Kumar, S., and McMahan, H. B. Adaptive federated optimization. *arXiv preprint arXiv:2003.00295*, 2020.
- Scardapane, S., Spinelli, I., and Di Lorenzo, P. Distributed graph convolutional networks. *arXiv preprint arXiv:2007.06281*, 2020.
- Sen, P., Namata, G., Bilgic, M., Getoor, L., Galligher, B., and Eliassi-Rad, T. Collective classification in network data. *AI magazine*, 29(3):93–93, 2008.
- Veličković, P., Cucurull, G., Casanova, A., Romero, A., Lio, P., and Bengio, Y. Graph attention networks. *arXiv preprint arXiv:1710.10903*, 2017.
- Wan, C., Li, Y., Kim, N. S., and Lin, Y. Bds-gcn: Efficient full-graph training of graph convolutional nets with partition-parallelism and boundary sampling. 2020.
- Wang, B., Li, A., Li, H., and Chen, Y. Graphfl: A federated learning framework for semi-supervised node classification on graphs. *arXiv preprint arXiv:2012.04187*, 2020.
- Yang, H., Fang, M., and Liu, J. Achieving linear speedup with partial worker participation in non-iid federated learning. *arXiv preprint arXiv:2101.11203*, 2021.
- Zhang, K., Yang, C., Li, X., Sun, L., and Yiu, S. M. Sub-graph federated learning with missing neighbor generation. *Advances in Neural Information Processing Systems*, 34, 2021.
- Zhang, W., Liu, H., Liu, Y., Zhou, J., and Xiong, H. Semi-supervised hierarchical recurrent graph neural network for city-wide parking availability prediction. In *Proceedings of the AAAI Conference on Artificial Intelligence*, volume 34, pp. 1186–1193, 2020.
- Zhao, Y., Li, M., Lai, L., Suda, N., Civin, D., and Chandra, V. Federated learning with non-iid data. *arXiv preprint arXiv:1806.00582*, 2018.

Zheng, L., Zhou, J., Chen, C., Wu, B., Wang, L., and Zhang, B. Asfgnn: Automated separated-federated graph neural network. *Peer-to-Peer Networking and Applications*, 14 (3):1692–1704, 2021.

Zhou, Z. and Amini, A. A. Analysis of spectral clustering algorithms for community detection: the general bipartite setting. *The Journal of Machine Learning Research*, 20 (1):1774–1820, 2019.

A. Background Introduction

A.1. Federated Learning

Federated learning is first proposed in (McMahan et al., 2017), which builds decentralized machine learning models while keeping personal data on clients. Instead of uploading data to the server for centralized training, clients process their local data and share model updates with the server. Weights from a large population of clients are aggregated by the server and combined to create an improved global model.

The FedAvg algorithm (McMahan et al., 2017) is used on the server to combine client updates and produce a new global model. At training round t , a global model w_t is sent to K client devices.

Every client k computes the average gradient, g_k , on its local data by using the current model w_k with E local epochs. For a client learning rate η , the local client update of 1 local epoch, w_k , is given by

$$w_k \leftarrow w_k - \eta g_k \quad (8)$$

The server then does a weighted aggregation of the client local models to obtain a new global model,

$$w_{t+1} = \frac{1}{\sum_{k=1}^K n_k} \sum_{k=1}^K n_k w_k^t, \quad (9)$$

where n_k is the number of local data points in client k .

A.2. Graph Convolutional Network

A multi-layer Graph Convolutional Network (GCN) (Kipf & Welling, 2016) with row normalization has the layer-wise propagation rule:

$$H^{(l+1)} = \phi(\tilde{D}^{-1} \tilde{A} H^{(l)} W^{(l)}), \quad (10)$$

where $\tilde{A} = A + I_N$, I_N is the identity matrix, $\tilde{D}_{ii} = \sum_j \tilde{A}_{ij}$ and $W^{(l)}$ is a layer-specific trainable weight matrix. The activation function is ϕ , typically ReLU (rectified linear units), with a softmax in the last layer for node classification. The node embedding matrix in the l -th layer is $H^{(l)} \in \mathbb{R}^{N \times D}$, which contains high-level representations of the graph nodes transformed from the initial features; $H^{(0)} = X$.

In general, for a GCN with L layers of the form 10, the output for node i will depend on neighbours up to L steps away. We denote this set by \mathcal{N}_i^L as L -hop neighbors of i . Based on this idea, the clients can first communicate the information of nodes. After communication of information, we can then train the model. We then introduce a way of communication without information loss that maintains privacy.

A.3. Stochastic Block Model

For positive integers K and n , a probability vector $p \in [0, 1]^K$, and a symmetric connectivity matrix $B \in [0, 1]^{K \times K}$, the SBM defines a random graph with n nodes split into K clusters. The goal of a prediction method for the SBM is to correctly divide nodes into their corresponding clusters, based on the graph structure. Each node is independently and randomly assigned a cluster in $\{1, \dots, K\}$ according to the distribution p ; we can then say that a node is a ‘‘member’’ of this cluster. Undirected edges are independently created between any pair of nodes in clusters i and j with probability B_{ij} , where the (i, j) entry of B is

$$B_{ij} = \begin{cases} \alpha, & i = j \\ \mu\alpha, & i \neq j, \end{cases} \quad (11)$$

for $\alpha \in (0, 1)$ and $\mu \in (0, 1)$, implying that the probability of an edge forming between nodes in the same cluster is α (which is the same for each cluster) and the edge formation probability between nodes in different clusters is $\mu\alpha$.

Let $\Theta \in \{0, 1\}^{n \times K}$ denotes the matrix representing the nodes’ cluster memberships, where $\Theta_{ik} = 1$ indicates that node i belongs to the k -th cluster, and is 0 otherwise. We use $A \in \{0, 1\}^{n \times n}$ to denote the (symmetric) adjacency matrix of the graph, where A_{ij} indicates whether there is a connection (edge) between node i and node j . From our node connectivity model, we find that given Θ , for $i < j$, we have

$$A_{ij} | \{\Theta_{ik} = 1, \Theta_{jl} = 1\} \sim \text{Ber}(B_{kl}), \quad (12)$$

where $\text{Ber}(p)$ indicates a Bernoulli random variable with parameter p . We define $A_{ii} = 0$ (nodes are not connected directly to themselves) and since all edges are undirected, $A_{ij} = A_{ji}$. We further define the connection probability matrix $P = \Theta B \Theta^T \in [0, 1]^{n \times n}$, where P_{ij} is the connection probability of node i and node j and $\mathbb{E}[A] = P - \text{diag}(P)$.

B. Convergence Proof

We mainly analysis a 2-layer graph convolutional network, which is the most common architecture for graph neural network, and our analysis also fits any layers of GCN and GraphSage.

For local graph G with adjacency matrix A and feature matrix X in clients, we consider a 2-layer graph convolutional network with ReLU activation for the first layer, Softmax activation for the second layer and cross entropy loss, which has the following form:

$$Z = A\phi_1(AXW_1)W_2 \quad (13)$$

$$Q = \phi_2(Z), \quad (14)$$

where

$$Q_{ij} = \frac{e^{Z_{ij}}}{\sum_{k=1}^K e^{Z_{ik}}} \quad (15)$$

$$f = -\frac{1}{N} \sum_{i=1}^N \sum_{j=1}^K Y_{ij} \log Q_{ij}. \quad (16)$$

The nodes in client has neighbors stored in other clients. Let $\dot{A}^{n \times (\mathcal{N}^1)}$ denotes the adjacency matrix of the current nodes with complete edge information form their 1-hop neighbors (\mathcal{N}^1 also includes the current nodes), and $\ddot{A}^{(n+|\mathcal{N}^1|) \times (n+|\mathcal{N}^2|)}$ denotes the adjacency matrix of nodes with complete edge information form their 2-hop neighbors (\mathcal{N}^2 also includes the current nodes and 1-hop neighbors).

The output of GCN with 1-hop communication is:

$$Z = A\phi_1(\dot{A}\dot{X}W_1)W_2. \quad (17)$$

The output of GCN with 2-hop communication is:

$$Z = \dot{A}\phi_1(\ddot{A}\ddot{X}W_1)W_2. \quad (18)$$

We then show how to calculate the gradient $\nabla f(\mathbf{w}) = [\frac{\partial f}{\partial W_1}, \frac{\partial f}{\partial W_2}]$.

Equation 1 $\frac{\partial f}{\partial Z} = \frac{1}{N}(Q - Y)$

Proof. At first, we calculate the gradient of f given the element Z_{ij} of the matrix Z : $\frac{\partial f}{\partial Z_{ij}}$,

$$\begin{aligned}
 \frac{\partial f}{\partial Z_{ij}} &= \frac{\partial(-\frac{1}{N} \sum_{i=1}^N \sum_{j=1}^K Y_{ij} \log Q_{ij})}{\partial Z_{ij}} \\
 &= \frac{\partial(-\frac{1}{N} \sum_{i=1}^N \sum_{j=1}^K Y_{ij} \log \frac{e^{Z_{ij}}}{\sum_{k=1}^K e^{Z_{ik}}})}{\partial Z_{ij}} \\
 &= \frac{\partial(-\frac{1}{N} \sum_{j=1}^K Y_{ij} \log \frac{e^{Z_{ij}}}{\sum_{k=1}^K e^{Z_{ik}}})}{\partial Z_{ij}} \\
 &= -\frac{1}{N} \frac{\partial(\sum_{j=1}^K Y_{ij} \log \frac{e^{Z_{ij}}}{\sum_{k=1}^K e^{Z_{ik}}})}{\partial Z_{ij}} \\
 &= -\frac{1}{N} \frac{\partial(\sum_{j=1}^K (Y_{ij} Z_{ij} - Y_{ij} \log \sum_{k=1}^K e^{Z_{ik}}))}{\partial Z_{ij}} \\
 &= -\frac{1}{N} (Y_{ij} - \frac{\partial(\sum_{j=1}^K (Y_{ij} \log \sum_{k=1}^K e^{Z_{ik}}))}{\partial Z_{ij}}) \\
 &= -\frac{1}{N} (Y_{ij} - \frac{\partial(\log \sum_{k=1}^K e^{Z_{ik}})}{\partial Z_{ij}}) \\
 &= -\frac{1}{N} (Y_{ij} - \frac{e^{ij}}{\sum_{k=1}^K e^{Z_{ik}}}) \\
 &= \frac{1}{N} (\frac{e^{ij}}{\sum_{k=1}^K e^{Z_{ik}}} - Y_{ij}) \\
 &= \frac{1}{N} (Q_{ij} - Y_{ij})
 \end{aligned} \tag{19}$$

Given the property of matrix, we have

$$\frac{\partial f}{\partial Z} = \frac{1}{N} (Q - Y)$$

□

Lemma 1 If $Z = AXB$,

$$\frac{\partial f}{\partial X} = A^T \frac{\partial f}{\partial Z} B^T$$

Equation 2 The gradient over the weights of the second layer:

$$\frac{\partial f}{\partial W_2} = \frac{1}{N} (\phi_1(W_1^T \ddot{X}^T \ddot{A}^T)) \dot{A}^T (\phi_2(\dot{A} \phi_1(\ddot{A} \ddot{X} W_1) W_2) - Y) \tag{20}$$

Proof.

$$\begin{aligned}
 \frac{\partial \tilde{f}}{\partial W_2} &= (\dot{A} \phi_1(\ddot{A} \ddot{X} W_1))^T \frac{\partial f}{\partial Z} \\
 &= (\phi_1(\ddot{A} \ddot{X} W_1))^T \dot{A}^T \frac{\partial f}{\partial Z} \\
 &= \frac{1}{N} (\phi_1(\ddot{A} \ddot{X} W_1))^T \dot{A}^T (Q - Y) \\
 &= \frac{1}{N} (\phi_1(\ddot{A} \ddot{X} W_1))^T \dot{A}^T (\phi_2(\dot{A} \phi_1(\ddot{A} \ddot{X} W_1) W_2) - Y) \\
 &= \frac{1}{N} (\phi_1(W_1^T \ddot{X}^T \ddot{A}^T)) \dot{A}^T (\phi_2(\dot{A} \phi_1(\ddot{A} \ddot{X} W_1) W_2) - Y)
 \end{aligned} \tag{21}$$

□

Equation 3 The gradient over the weights of the first layer.

$$\frac{\partial f}{\partial W_1} = \frac{1}{N} (\dot{A}\phi'_1(\ddot{A}\ddot{X}W_1)\ddot{A}\ddot{X})^T (\phi_2(\dot{A}\phi_1(\ddot{A}\ddot{X}W_1)W_2) - Y)W_2^T \quad (22)$$

Proof.

$$\begin{aligned} \frac{\partial \tilde{f}}{\partial W_1} &= (\dot{A}\phi'_1(\ddot{A}\ddot{X}W_1)\ddot{A}\ddot{X})^T \frac{\partial f}{\partial Z} W_2^T \\ &= (\dot{A}\phi'_1(\ddot{A}\ddot{X}W_1)\ddot{A}\ddot{X})^T \frac{\partial f}{\partial Z} W_2^T \\ &= \frac{1}{N} (\dot{A}\phi'_1(\ddot{A}\ddot{X}W_1)\ddot{A}\ddot{X})^T (Q - Y)W_2^T \\ &= \frac{1}{N} (\dot{A}\phi'_1(\ddot{A}\ddot{X}W_1)\ddot{A}\ddot{X})^T (\phi_2(\dot{A}\phi_1(\ddot{A}\ddot{X}W_1)W_2) - Y)W_2^T \end{aligned} \quad (23)$$

□

By assuming the linearity of Softmax activation and the binary gradient of the ReLU activation, we can then provide the following approximation

$$\left\| \frac{\partial \tilde{f}}{\partial W} - \frac{\partial f}{\partial W} \right\| \leq L_p \|\ddot{X}^T \ddot{A}^T \dot{A}^T \dot{A} \ddot{A} \ddot{X} - X^T A^T A^T A A X\| \quad (24)$$

C. Communication Cost under SBM

Assume the number of clients K is equal to the number of labels types in the graph G .

C.1. First layer

Communication cost of node i in client $c(i)$

For node i in client $c(i)$, it needs to receive the message from client $j \neq c(i)$:

C.1.1. NON-I.I.D.

Possibility that there is no connected node in client j for node i :

$$(1 - \mu\alpha)^{\frac{N}{K}} \quad (25)$$

Possibility that there is at least one connected node in client j for node i :

$$1 - (1 - \mu\alpha)^{\frac{N}{K}} \quad (26)$$

The communication cost of $\frac{N}{K}$ nodes is

$$\frac{N}{K} (1 - (1 - \mu\alpha)^{\frac{N}{K}}) d \quad (27)$$

C.1.2. I.I.D.

Possibility that there is no connected node in client j for node i :

$$(1 - \alpha)^{\frac{N}{K^2}} (1 - \mu\alpha)^{\frac{(K-1)N}{K^2}} \quad (28)$$

Possibility that there is at least one connected node in client j for node i :

$$1 - (1 - \alpha)^{\frac{N}{K^2}} (1 - \mu\alpha)^{\frac{(K-1)N}{K^2}} \quad (29)$$

The communication cost of $\frac{N}{K}$ nodes is

$$\frac{N}{K} \left(1 - (1 - \alpha)^{\frac{N}{K^2}} (1 - \mu\alpha)^{\frac{(K-1)N}{K^2}} \right) d \quad (30)$$

C.1.3. PARTIAL-I.I.D.

Similarly, let p denote the percent of i.i.d., we then have the communication cost

$$\left(\frac{N}{K} - \frac{N}{K} (1 - \alpha)^{\frac{Np}{K^2}} (1 - \mu\alpha)^{\frac{(K-1)N}{K^2} (1-p)} \right)$$

C.2. l -th layer

The remaining layer just need to communicate

$$\forall m \in \mathcal{N}_i^m / \mathcal{N}_i^{m-1}, \sum_{j \in \mathcal{N}_m} \mathbb{I}_z(c(j)) \cdot A_{mj} x_j.$$

Since it has been calculated in the first layer, we just need to communicate the result

$$\forall m \in \mathcal{N}_i^m / \mathcal{N}_i^{m-1}, \sum_{j \in \mathcal{N}_m} \cdot A_{mj} x_j,$$

which requires $\sum_{k=1}^K |\mathcal{N}_k^{l-1} / \mathcal{N}_k^{l-2}| d$.

D. Additional Experimental Results

Figure 5 shows the validation accuracy of FedGCN (0-hop) during the training process for different fractions of i.i.d. data. We observe that, as the data becomes more i.i.d., the algorithm converges faster, as is consistent with the results in Tables 4 and 5. Data that is more i.i.d. will experience more information loss, and thus it will be more difficult for this model to converge. When the fraction of i.i.d. data is above 0.8, however, more i.i.d. data leads to a higher final accuracy, likely due to the fact that federated learning is not guaranteed to converge if the data is i.i.d., because of discrepancies between clients' local updates.

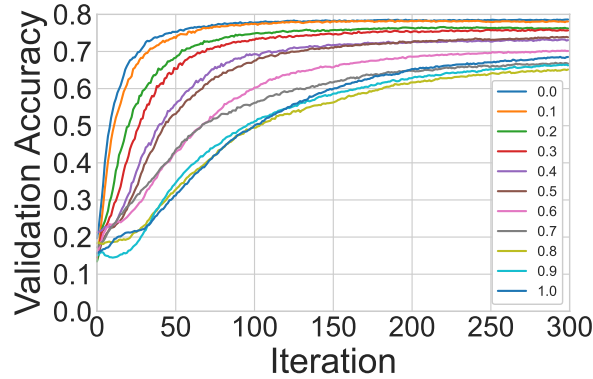


Figure 5. Train and test accuracy of 0-hop Approximation on data distribution with Cora Dataset.