

# Any Variational Autoencoder Can Do Arbitrary Conditioning

Ryan R. Strauss<sup>1</sup> Junier B. Oliva<sup>1</sup>

## Abstract

Arbitrary conditioning is an important problem in unsupervised learning, where we seek to model the conditional densities  $p(\mathbf{x}_u | \mathbf{x}_o)$  that underly some data, for all possible non-intersecting subsets  $o, u \subset \{1, \dots, d\}$ . However, the vast majority of density estimation only focuses on modeling the joint distribution  $p(\mathbf{x})$ , in which important conditional dependencies between features are opaque. We propose a simple and general framework, coined Posterior Matching, that enables any Variational Autoencoder (VAE) to perform arbitrary conditioning, without modification to the VAE itself. Posterior Matching applies to the numerous existing VAE-based approaches to joint density estimation, thereby circumventing the specialized models required by previous approaches to arbitrary conditioning. We find that Posterior Matching achieves performance that is comparable or superior to current state-of-the-art methods for a variety of tasks.

## 1. Introduction

Variational Autoencoders (VAEs) (Kingma & Welling, 2013) are a widely adopted class of generative model that have been successfully employed in numerous areas (Bowman et al., 2015; Gregor et al., 2015; Maaløe et al., 2016; Razavi et al., 2019; Han et al., 2019). Much of their appeal stems from their ability to probabilistically represent complex data in terms of lower-dimensional latent codes.

However, like most other generative models, VAEs are typically designed to model the joint data distribution, which communicates likelihoods for particular configurations of all features at once. This can be useful for some tasks, such as generating images, but the joint distribution is inherently limited by its inability to explicitly convey the conditional dependencies between features. In many cases, conditional distributions, which provide the likelihood of an event given

some known information, are more relevant and useful. Conditionals can be obtained in theory by marginalizing the joint distribution, but in practice, this is generally not analytically available and is expensive to approximate.

Having the ability to easily assess *any* conditional distribution over some features is important for domains in which the available conditioning information may be unpredictable and changing across time or instances. For example, a doctor must be able to tailor their care to different patients with varying medical histories and to new test results or developing symptoms. More formally, this task is known as *arbitrary conditioning*, where the goal is to model the conditional density  $p(\mathbf{x}_u | \mathbf{x}_o)$  for any arbitrary subsets of unobserved features  $\mathbf{x}_u$  and observed features  $\mathbf{x}_o$ . In this work, we show, by way of a simple and general framework, that any VAE can perform arbitrary conditioning, without modification to the VAE itself.

Our approach, which we call Posterior Matching, is to model the distribution  $p(\mathbf{z} | \mathbf{x}_o)$  that is induced by some VAE, where  $\mathbf{z}$  is the latent code. In other words, we consider the distribution of latent codes given partially observed features. We do this by having a neural network output an approximate partially observed posterior  $q(\mathbf{z} | \mathbf{x}_o)$ . We then train this network via standard maximum likelihood estimation with samples from the VAE’s encoder, and we show that this is equivalent to maximizing  $p(\mathbf{x}_u | \mathbf{x}_o)$ . Unlike prior works that use VAEs for arbitrary conditioning, we do not make special assumptions or optimize custom variational lower bounds. *Rather, Posterior Matching is simple, highly flexible, and without limiting assumptions (e.g.,  $q(\mathbf{z} | \mathbf{x}_o)$  need not be reparameterized and can thus be highly expressive).*

This allows us to apply our framework to any VAE. Any advances in VAE technology can thus immediately lead to improvements in arbitrary conditioning. We can also apply our technique to pretrained models for which we want to add arbitrary conditioning capabilities. Since Posterior Matching is only concerned with modeling conditional distributions over low-dimensional latent codes, we can do arbitrary conditioning in an efficient and consistent manner, regardless of the dimensionality or modality of the data, the structure of the latent space, or the downstream task that the VAE aims to solve.

We conduct several experiments in which we apply Posterior

<sup>1</sup>Department of Computer Science, The University of North Carolina at Chapel Hill, Chapel Hill, NC, USA. Correspondence to: Ryan R. Strauss <rrs@cs.unc.edu>.

Matching to various types of VAEs for different tasks, including tabular data imputation, image inpainting, partially observed clustering, and active feature acquisition. We find that Posterior Matching leads to improvements over prior VAE-based methods across the range of tasks we consider.

## 2. Background

### 2.1. Arbitrary Conditioning

One of the core problems in unsupervised learning is *density estimation*, in which we are given a dataset  $\mathcal{D} = \{\mathbf{x}^{(i)}\}_{i=1}^N$  of *i.i.d.* samples drawn from an unknown distribution  $p(\mathbf{x})$  and wish to learn a model that best approximates the probability density function  $p$ . A limitation of only learning the joint distribution  $p(\mathbf{x})$  is that it does not provide access to the conditional dependencies between features.

*Arbitrary conditional density estimation* is a more general task where we want to estimate the conditional density  $p(\mathbf{x}_u | \mathbf{x}_o)$  for all possible subsets of observed features  $o \subset \{1, \dots, d\}$  and unobserved features  $u \subset \{1, \dots, d\}$  such that  $o$  and  $u$  do not intersect. Here,  $\mathbf{x}_o \in \mathbb{R}^{|o|}$  and  $\mathbf{x}_u \in \mathbb{R}^{|u|}$ . Estimation of joint or marginal likelihoods is a special case where  $o$  is the empty set.

### 2.2. Variational Autoencoders

Variational Autoencoders (VAEs) (Kingma & Welling, 2013) are a class of generative models that assume a generative process in which data likelihoods are represented in terms of a latent variable  $\mathbf{z}$ :

$$p(\mathbf{x}) = \int p(\mathbf{x} | \mathbf{z})p(\mathbf{z}) d\mathbf{z}, \quad (1)$$

where  $\mathbf{z}$  typically has lower dimensionality than the data  $\mathbf{x}$ . A tractable distribution that affords easy sampling and likelihood evaluation, such as a standard Gaussian, is usually imposed on the prior  $p(\mathbf{z})$ . These models are learned by maximizing the *evidence lower bound* (ELBO) of the data likelihood:

$$\log p(\mathbf{x}) \geq \mathbb{E}_{\mathbf{z} \sim q_\psi(\cdot | \mathbf{x})} \left[ \log p_\phi(\mathbf{x} | \mathbf{z}) - \text{KL}(q_\psi(\mathbf{z} | \mathbf{x}) || p(\mathbf{z})) \right], \quad (2)$$

where  $q_\psi(\mathbf{z} | \mathbf{x})$  and  $p_\phi(\mathbf{x} | \mathbf{z})$  are the encoder (or approximate posterior) and decoder of the VAE, respectively. The encoder and decoder are generally neural networks that output tractable distributions (e.g., a multivariate Gaussian). In order to properly optimize the ELBO, samples drawn from  $q_\psi(\mathbf{z} | \mathbf{x})$  must be differentiable with respect to the parameters of the encoder (often called the reparameterization trick). After training, a new data point  $\hat{\mathbf{x}}$  can be easily generated by first sampling  $\mathbf{z}$  from the prior, then sampling  $\hat{\mathbf{x}} \sim p_\phi(\cdot | \mathbf{z})$ .

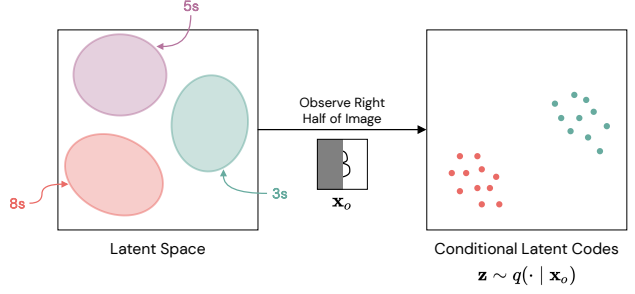


Figure 1. A two-dimensional VAE latent space (left) that represents the distribution of codes of handwritten 3s, 5s, and 8s. Conditioning on the subset of pixels shown in the center should then result in a distribution over latent codes that only correspond to 3s and 8s, as shown on the right.

## 3. Posterior Matching

In this section we describe our framework, coined Posterior Matching, for accessing arbitrary conditional distributions with any Variational Autoencoder (VAE). That is, any VAE can approximate the probability density  $p(\mathbf{x}_u | \mathbf{x}_o)$  for arbitrary subsets of observed features  $\mathbf{x}_o$  and unobserved features  $\mathbf{x}_u$ . This only requires appending an external network to the VAE, and does not require modification to the VAE itself. Note that we are *not* proposing a new type of VAE, but rather we are formalizing a simple and intuitive methodology that can be applied to any of the myriad existing (or future) VAEs.

### 3.1. Motivation

Let us begin with a motivating example, depicted in Figure 1. Suppose we have trained a VAE on images of handwritten 3s, 5s, and 8s. This VAE has thus learned to represent these images in a low-dimensional latent space. Any given code (vector) in this latent space completely represents a distribution over images in the original data space, which can be retrieved by passing that code through the VAE’s decoder. Some regions in the latent space will contain codes that represent 3s, some will represent 5s, and some will represent 8s. There is typically only an interest in mapping from a given image  $\mathbf{x}$  to a distribution over the latent codes that could represent that image, i.e., the posterior  $q(\mathbf{z} | \mathbf{x})$ . However, we can just as easily ask which latent codes are feasible having only observed part of an image.

For example, if we only see the right half the image shown in Figure 1, we know the digit could be a 3 or an 8, but certainly not a 5. Thus, the distribution over latent codes that could correspond to the full image, that is  $p(\mathbf{z} | \mathbf{x}_o)$ , should only include regions that represent 3s or 8s. Decoding any sample from  $p(\mathbf{z} | \mathbf{x}_o)$  will produce an image of a 3 or an 8

that aligns with what has been observed.

The important intuition is that we can think about how conditioning on  $\mathbf{x}_o$  changes the distribution over latent codes without explicitly worrying about what the (potentially higher-dimensional and more complicated) conditional distribution over  $\mathbf{x}_u$  looks like. Once we know  $p(\mathbf{z} | \mathbf{x}_o)$ , we can easily move back to the original data space using the decoder. This connection manifests mathematically as:

$$\begin{aligned} p(\mathbf{x}_u | \mathbf{x}_o) &= \int p(\mathbf{x}_u, \mathbf{z} | \mathbf{x}_o) d\mathbf{z} \\ &= \int p(\mathbf{x}_u | \mathbf{z}, \mathbf{x}_o) p(\mathbf{z} | \mathbf{x}_o) d\mathbf{z} \quad (3) \\ &= \int p(\mathbf{x}_u | \mathbf{z}) p(\mathbf{z} | \mathbf{x}_o) d\mathbf{z}, \end{aligned}$$

where  $p(\mathbf{x}_u | \mathbf{z})$  is available via the VAE’s decoder due to the common VAE assumption of conditional independence between features given  $\mathbf{z}$ <sup>1</sup>, that is  $p(\mathbf{x} | \mathbf{z}) = \prod_i p(x_i | \mathbf{z})$ . Thus, the task at hand is to learn  $p(\mathbf{z} | \mathbf{x}_o)$ .

### 3.2. Approximating the Partially Observed Posterior

The true partially observed posterior  $p(\mathbf{z} | \mathbf{x}_o)$  is not easily known to us. It is implicitly defined by the VAE:

$$p(\mathbf{z} | \mathbf{x}_o) = \mathbb{E}_{\mathbf{x}_u \sim p(\cdot | \mathbf{x}_o)} [q_\psi(\mathbf{z} | \mathbf{x}_o, \mathbf{x}_u)], \quad (4)$$

where  $q_\psi(\mathbf{z} | \mathbf{x}_o, \mathbf{x}_u) = q_\psi(\mathbf{z} | \mathbf{x})$  is the VAE’s encoder. Thus in typical VAE fashion, we will introduce a neural network in order to approximate it.

Given a network that outputs the distribution  $q_\theta(\mathbf{z} | \mathbf{x}_o)$ , we now discuss our approach to training it. There may be numerous ways to do this, and our approach is guided by the priorities of simplicity and generality — we want to be able to do this for any VAE. Thus, we utilize standard maximum likelihood estimation, where the samples are coming from our target distribution as defined in Equation (4). That is, we aim to minimize:

$$\mathbb{E}_{\mathbf{x}_u \sim p(\cdot | \mathbf{x}_o)} [\mathbb{E}_{\mathbf{z} \sim q_\psi(\cdot | \mathbf{x}_o, \mathbf{x}_u)} [-\log q_\theta(\mathbf{z} | \mathbf{x}_o)]] \quad (5)$$

We discuss how this is optimized in practice in Section 3.4.

Due to the equivalence between negative log-likelihood minimization and KL-divergence minimization (Bishop, 2006), we can interpret Equation (5) as minimizing:

$$\mathbb{E}_{\mathbf{x}_u \sim p(\cdot | \mathbf{x}_o)} [\text{KL}(q_\psi(\mathbf{z} | \mathbf{x}_o, \mathbf{x}_u) || q_\theta(\mathbf{z} | \mathbf{x}_o))] \quad (6)$$

We can directly minimize the KL-divergence in Equation (6) if it is analytically available between the two posteriors, for

<sup>1</sup>Note that this assumption is not strictly necessary, and a more expressive decoder without conditional independence could certainly be used. However, this assumption allows us to easily apply Posterior Matching to existing VAEs in practice.

instance if both posteriors are Gaussians. However, Equation (5) is more general in that it allows us to use more expressive (e.g., autoregressive) distributions for  $q_\theta(\mathbf{z} | \mathbf{x}_o)$  with which the KL-divergence cannot be directly computed. This is important given that  $p(\mathbf{z} | \mathbf{x}_o)$  is likely to be complex (e.g., multimodal) and not easily captured by a Gaussian (as in Figure 1). Importantly, there is no requirement for  $q_\theta(\mathbf{z} | \mathbf{x}_o)$  to be reparameterized (i.e., for its samples to be differentiable) which would further limit the class of distributions that can be used. There is a high degree of flexibility in the choice of distribution for the partially observed posterior. Note that this objective does not utilize the decoder.

### 3.3. Connection with Arbitrary Conditioning

From Equations (5) and (6), it may not be immediately clear how the Posterior Matching objective relates back to the arbitrary conditioning objective of maximizing  $p(\mathbf{x}_u | \mathbf{x}_o)$ . We formalize this connection in Theorem 3.1, for which a proof can be found in the Appendix.

**Theorem 3.1.** *Let  $q_\psi(\mathbf{z} | \mathbf{x})$  and  $p_\phi(\mathbf{x} | \mathbf{z})$  be the encoder and decoder, respectively, for some VAE. Additionally, let  $q_\theta(\mathbf{z} | \mathbf{x}_o)$  be an approximate partially observed posterior. Then, under typical VAE assumptions, minimizing*

$$\mathbb{E}_{\mathbf{x}_u \sim p(\cdot | \mathbf{x}_o)} [\text{KL}(q_\psi(\mathbf{z} | \mathbf{x}_o, \mathbf{x}_u) || q_\theta(\mathbf{z} | \mathbf{x}_o))] \quad (7)$$

*is equivalent to minimizing*

$$\begin{aligned} \mathbb{E}_{\mathbf{x}_u \sim p(\cdot | \mathbf{x}_o)} \left[ -\log p_{\theta, \phi}(\mathbf{x}_u | \mathbf{x}_o) \right. \\ \left. + \text{KL}(q_\psi(\mathbf{z} | \mathbf{x}_o, \mathbf{x}_u) || q_\theta(\mathbf{z} | \mathbf{x}_o, \mathbf{x}_u)) \right], \quad (8) \end{aligned}$$

*with respect to the parameters  $\theta$ .*

The first term inside the expectation gives us the explicit connection back to the arbitrary conditioning likelihood  $p(\mathbf{x}_u | \mathbf{x}_o)$ , which is being maximized when minimizing Equation (8). From the second term, we see that the objective is trying to make the partially observed posterior match the VAE posterior when conditioned on all of  $\mathbf{x}$  — intuitively, this makes sense as a desirable outcome. We can interpret this KL term as a sort of regularizer.

### 3.4. Implementation

A practical training loss follows quickly from Equation (5). For the outer expectation, we do not have access to the true distribution  $p(\mathbf{x}_u | \mathbf{x}_o)$ , but for a given instance  $\mathbf{x}$  that has been partitioned into  $\mathbf{x}_o$  and  $\mathbf{x}_u$ , we do have one sample from this distribution, namely  $\mathbf{x}_u$ . So we approximate this expectation using  $\mathbf{x}_u$  as a single sample. This sort of single-sample approximation is common with VAEs, e.g., when estimating the ELBO. For the inner expectation, we have

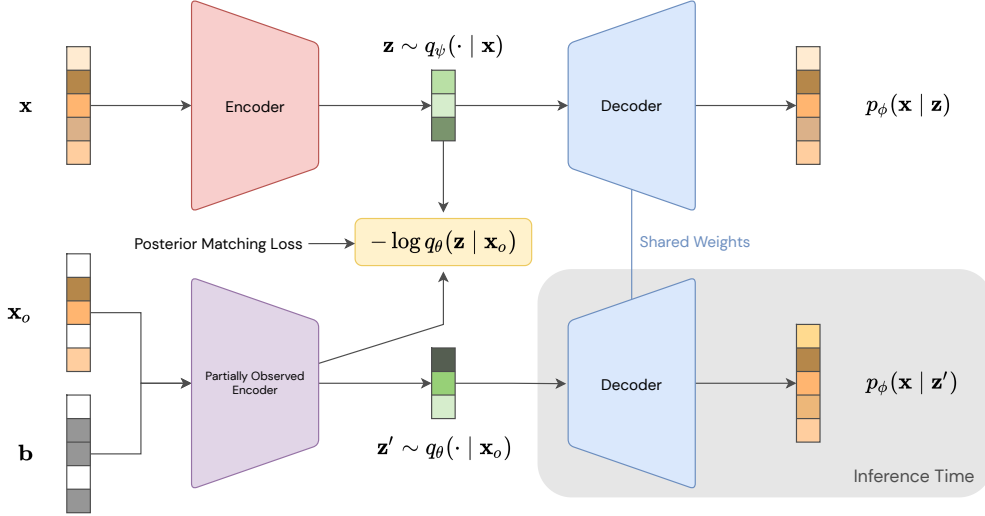


Figure 2. Overview of the Posterior Matching framework. The partially observed encoder can be appended to any existing VAE to enable arbitrary conditioning. At inference time, we can decode samples from  $q_\theta(\mathbf{z} | \mathbf{x}_o)$  to perform imputation or compute  $p(\mathbf{x}_u | \mathbf{x}_o)$ .

access to  $q_\psi(\mathbf{z} | \mathbf{x})$ , which can easily be sampled in order to estimate the expectation. In practice, we generally use a single sample for this as well. This gives us the following Posterior Matching loss:

$$\mathcal{L}_{\text{PM}}(\mathbf{x}, o, \theta, \psi) = -\mathbb{E}_{\mathbf{z} \sim q_\psi(\cdot | \mathbf{x})} [\log q_\theta(\mathbf{z} | \mathbf{x}_o)], \quad (9)$$

where  $o$  is the set of observed feature indices. During training,  $o$  can be randomly sampled from a problem-specific distribution for each minibatch.

Figure 2 provides a visual overview of our approach. In practice, we represent  $\mathbf{x}_o$  as a concatenation of  $\mathbf{x}$  that has had unobserved features set to zero and a bitmask  $\mathbf{b}$  that indicates which features are observed. This representation has been successful in other arbitrary conditioning models (Li et al., 2020; Strauss & Oliva, 2021). However, this choice is not particularly important to Posterior Matching itself, and alternative representations, such as set embeddings, are valid as well.

As required by VAEs, samples from  $q_\psi(\mathbf{z} | \mathbf{x})$  will be reparameterized, which means that minimizing  $\mathcal{L}_{\text{PM}}$  will influence the parameters of the VAE’s encoder in addition to the partially observed posterior network. In some cases, this may be advantageous, as the encoder can be guided towards learning a latent representation that is more conducive to arbitrary conditioning. However, it might also be desirable to train the VAE independently of the partially observed posterior, in which case we can choose to stop gradients on the samples  $\mathbf{z} \sim q_\psi(\cdot | \mathbf{x})$  when computing  $\mathcal{L}_{\text{PM}}$ .

Similarly, the partially observed posterior can be trained against an existing pretrained VAE. In this case, the parameters of the VAE’s encoder and decoder are frozen, and we

only optimize  $\mathcal{L}_{\text{PM}}$  with respect to  $\theta$ . Otherwise, we jointly optimize the VAE’s ELBO and  $\mathcal{L}_{\text{PM}}$  by summing them.

We emphasize that we have not had to place any constraints on the VAE itself. However, we do make some potentially limiting practical assumptions that have not been explicitly mentioned yet. First, we must have access to the internals of the VAE being used. That is, we need to be able to individually query the encoder and decoder. Second, the training data must be fully observed, as with traditional VAEs, since  $\mathcal{L}_{\text{PM}}$  requires sampling  $q_\psi(\mathbf{z} | \mathbf{x})$ .

### 3.5. Posterior Matching Beyond Arbitrary Conditioning

The concept of matching VAE posteriors is quite general and has other uses beyond the application of arbitrary conditioning. We consider one such example, which still has ties to arbitrary conditioning, in order to give a flavor for other potential uses.

A common application of arbitrary conditioning is *active feature acquisition* (Ma et al., 2018; Gong et al., 2019; Li & Oliva, 2021), where informative features are sequentially acquired on an instance-by-instance basis. In the unsupervised case, the aim is to acquire as few features as possible while maximizing the ability to reconstruct the remaining unobserved features.

One approach to active feature acquisition is to greedily select the feature that will maximize the expected amount of information that would be gained about the currently unobserved features (Ma et al., 2018; Li & Oliva, 2021).

That is, we select each feature according to

$$\operatorname{argmax}_{i \in u} H(\mathbf{x}_u \mid \mathbf{x}_o) - \mathbb{E}_{x_i \sim p(\cdot \mid \mathbf{x}_o)} [H(\mathbf{x}_u \mid \mathbf{x}_o, x_i)]. \quad (10)$$

For high-dimensional data, this procedure can become expensive, as Monte Carlo approximation of the entropy of  $\mathbf{x}_u$  will usually be necessary and must be repeated for every unobserved feature. As shown by Ma et al. (2018), VAE-based models can somewhat ameliorate this concern, since the information gain in Equation (10) is equivalent to

$$H(\mathbf{z} \mid \mathbf{x}_o) - \mathbb{E}_{x_i \sim p(\cdot \mid \mathbf{x}_o)} [H(\mathbf{z} \mid \mathbf{x}_o, x_i)], \quad (11)$$

and for certain families of posteriors, such as multivariate Gaussians, the entropy can be analytically computed without sampling. However, estimating Equation (11) still requires drawing Monte Carlo samples  $\mathbf{z} \sim q_\theta(\cdot \mid \mathbf{x}_o, x_i)$  and decoding them, for each unobserved feature  $x_i$ , which remains time consuming.

We can use Posterior Matching to circumvent the need for Monte Carlo estimation and compute the greedy choice with a single network evaluation by approximating the posterior

$$p^{(i)}(\mathbf{z} \mid \mathbf{x}_o) = \mathbb{E}_{x_i \sim p_{\theta, \phi}(\cdot \mid \mathbf{x}_o)} [q_\theta(\mathbf{z} \mid \mathbf{x}_o, x_i)], \quad (12)$$

where samples from  $p_{\theta, \phi}(x_i \mid \mathbf{x}_o)$  are produced by first sampling  $\mathbf{z} \sim q_\theta(\cdot \mid \mathbf{x}_o)$  and then passing  $\mathbf{z}$  through the VAE’s decoder  $p_\phi(x_i \mid \mathbf{z})$ . We call  $p^{(i)}(\mathbf{z} \mid \mathbf{x}_o)$  the “lookahead” posterior for feature  $i$ , since it is obtained by imagining what the posterior will look like after one acquisition into the future.

In analogous fashion to the Posterior Matching approach that has already been discussed, we can train a neural network to directly output the lookahead posteriors for all features at once. The Posterior Matching loss in this case is

$$\begin{aligned} \mathcal{L}_{\text{PM-Lookahead}}(\mathbf{x}, o, u, \omega, \theta, \phi) = \\ \sum_{i \in u} \mathbb{E}_{\mathbf{z} \sim q_\theta(\cdot \mid \mathbf{x}_o, x_i)} \left[ \mathbb{E}_{x_i \sim p_{\theta, \phi}(\cdot \mid \mathbf{x}_o)} \left[ -\log q_\omega^{(i)}(\mathbf{z} \mid \mathbf{x}_o) \right] \right], \end{aligned} \quad (13)$$

where  $\omega$  is the parameters of the lookahead posterior network. Given a trained network that outputs the distributions  $q_\omega^{(i)}(\mathbf{z} \mid \mathbf{x}_o)$  for all  $i$ , computing the greedy acquisition choice consists of doing a forward evaluation of this network, then choosing the feature  $i$  such that the entropy of  $q_\omega^{(i)}(\mathbf{z} \mid \mathbf{x}_o)$  is minimized. In this setting, we let  $q_\omega^{(i)}(\mathbf{z} \mid \mathbf{x}_o)$  be a multivariate Gaussian so that the entropy computation is trivial. See Appendix for a diagram of the entire process.

This use of Posterior Matching leads to large improvements in the computational efficiency of greedy active feature acquisition (demonstrated empirically in Section 5.5).

## 4. Prior Work

A variety of approaches to arbitrary conditioning have been previously proposed. ACE is an autoregressive, energy-based method that is the current state-of-the-art for arbitrary conditional likelihood estimation and imputation, although it can be computationally intensive for very high dimensional data (Strauss & Oliva, 2021). ACFlow is a variant of normalizing flows that can give analytical arbitrary conditional likelihoods (Li et al., 2020). Several other methods, including Sum-Product Networks (Poon & Domingos, 2011; Butz et al., 2019), Neural Conditioner (Belghazi et al., 2019), and Universal Marginalizer (Douglas et al., 2017), also have the ability to estimate conditional likelihoods.

VAEAC is a previous VAE variant designed for arbitrary conditioning (Ivanov et al., 2018). Unlike Posterior Matching, VAEAC is not a general framework that can be used with any VAE, and it makes some limiting assumptions that are not necessary with Posterior Matching. For example, VAEAC assumes that components of the latent code  $\mathbf{z}$  are conditionally independent of one another given  $\mathbf{x}_o$ . VAEAC also departs from the assumption that a latent code  $\mathbf{z}$  completely represents a corresponding decoding. That is, it models the distributions  $q(\mathbf{z} \mid \mathbf{x}, o)$  and  $p(\mathbf{x}_u \mid \mathbf{z}, \mathbf{x}_o)$  instead of the typical VAE encoder and decoder.

EDDI is a VAE-based approach to active feature acquisition and relies on arbitrary conditioning (Ma et al., 2018). The authors introduce a “Partial VAE” in order to perform the arbitrary conditioning, which, similarly to Posterior Matching, tries to model  $p(\mathbf{z} \mid \mathbf{x}_o)$ . Unlike Posterior Matching, they do this by maximizing a variational lower bound on  $p(\mathbf{x}_o)$  using a partial inference network  $q(\mathbf{z} \mid \mathbf{x}_o)$  (there is no standard VAE posterior  $q(\mathbf{z} \mid \mathbf{x})$  in EDDI). Gong et al. (2019) use a similar approach that is based on the Partial VAE of EDDI. The major drawback of these methods is that, unlike with Posterior Matching,  $q(\mathbf{z} \mid \mathbf{x}_o)$  must be reparameterizable in order to optimize the lower bound (the authors use a diagonal Gaussian). Thus, certain more expressive distributions (e.g., autoregressive) cannot be used. Additionally, these methods cannot be applied to existing VAEs, whereas Posterior Matching can be easily used with existing VAE architectures and pre-trained models.

## 5. Experiments

In order to empirically test Posterior Matching, we apply it to a variety of VAEs aimed at different tasks. We find that our models are able to match or surpass the performance of previous specialized VAE methods. All experiments were conducted using JAX (Bradbury et al., 2018) and the DeepMind JAX Ecosystem (Babuschkin et al., 2020). Code will be made publicly available upon publication.

We emphasize that all of our results are highly dependent

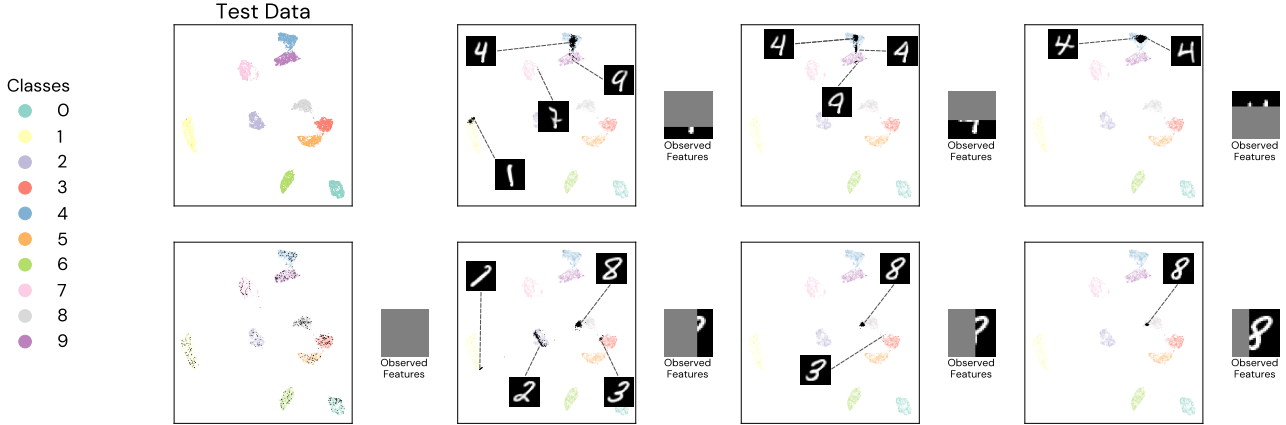


Figure 3. UMAP (McInnes et al., 2018) visualization of the latent space of a VAE trained on MNIST. Black dots represent samples from the distribution  $q_{\theta}(\mathbf{z} \mid \mathbf{x}_o)$  learned via Posterior Matching. Images of  $\mathbf{x}_o$  are to the right of their respective plot. Randomly selected samples from each mode are decoded and shown. Best viewed zoomed in.

on the choice of VAE, and the particular VAEs used in our experiments were not the product of extensive comparisons and did not undergo thorough hyperparameter tuning — that is not the focus of this work. With more carefully selected or tuned VAEs, and as new VAEs continue to be developed, we can expect Posterior Matching’s downstream performance to improve accordingly on any given task.

### 5.1. MNIST

In this first experiment, our goal is to demonstrate that Posterior Matching replicates the intuition depicted in Figure 1. We do this by training a convolutional VAE with Posterior Matching on the MNIST dataset. The latent space of this VAE is then mapped to two dimensions with UMAP (McInnes et al., 2018) and visualized in Figure 3. In the figure, black points represent samples from  $q_{\theta}(\mathbf{z} \mid \mathbf{x}_o)$ , and for select samples, the corresponding reconstruction is shown. The encoded test data is shown, colored by true class label, to highlight which regions correspond to which digits. We see that the experimental results nicely replicate our earlier intuitions — the learned distribution  $q_{\theta}(\mathbf{z} \mid \mathbf{x}_o)$  puts probability mass only in parts of the latent space that correspond to plausible digits based on what is observed.

### 5.2. Real-valued Datasets

We evaluate Posterior Matching on real-valued tabular data, specifically the benchmark UCI repository datasets from Papamakarios et al. (2017). We follow the experimental setup used by Li et al. (2020) and Strauss & Oliva (2021).

In these experiments, we train basic VAE models while simultaneously learning the partially observed posterior. Given the flexibility that Posterior Matching affords, we

use an autoregressive distribution for  $q_{\theta}(\mathbf{z} \mid \mathbf{x}_o)$ . Further details can be found in the Appendix.

Table 1 reports the arbitrary conditional log-likelihoods and normalized root-mean-square error (NRMSE) of imputations for our models. Likelihoods are computed using an importance sampling estimate (see Appendix for details). We primarily compare to VAEAC as a baseline in the VAE family, however we also provide results for ACE and ACFlow for reference. We see that Posterior Matching is able to consistently produce more accurate imputations and higher likelihoods than VAEAC. While our models don’t match the likelihoods achieved by ACE and ACFlow, Posterior Matching is comparable to them for imputation NRMSE.

### 5.3. Image Inpainting

One practical application of arbitrary conditioning is image inpainting, where only part of an image is observed and we want to fill in the missing pixels with visually coherent imputations. We test Posterior Matching as an approach to image inpainting by pairing it with VQ-VAE (Oord et al., 2017), a type of VAE that is known to work well with images. VQ-VAE differs from the typical VAE with its use of a discrete latent space. That is, each latent code is a grid of discrete indices rather than a vector of continuous values. Because the latent space is discrete, Oord et al. (2017) model the prior distribution with a PixelCNN (Oord et al., 2016; Salimans et al., 2017) after training the VQ-VAE. We similarly use a conditional PixelCNN to model  $q_{\theta}(\mathbf{z} \mid \mathbf{x}_o)$ . First, a convolutional network maps  $\mathbf{x}_o$  to a vector, and that vector is then used as a conditioning input to the PixelCNN. More architecture and training details can be found in the Appendix.

Table 1. Test normalized root-mean-square error (NRMSE) and arbitrary conditional log-likelihoods (LL) for UCI datasets. Lower is better for NRMSE, and higher is better for LL. Results for methods other than Posterior Matching are reproduced from [Strauss & Oliva \(2021\)](#). Mean and standard deviation are reported over 5 random observed masks for each instance.

	POWER		GAS		HEPMASS		MINIBOONE		BSDS	
	NRMSE	LL	NRMSE	LL	NRMSE	LL	NRMSE	LL	NRMSE	LL
Posterior Matching	0.834 ± 0.001	0.246 ± 0.002	0.330 ± 0.013	5.964 ± 0.005	0.857 ± 0.000	-8.963 ± 0.007	0.450 ± 0.002	-3.116 ± 0.175	0.573 ± 0.000	77.488 ± 0.012
VAEAC	0.880 ± 0.001	-0.042 ± 0.002	0.574 ± 0.033	2.418 ± 0.006	0.896 ± 0.001	-10.082 ± 0.010	0.462 ± 0.002	-3.452 ± 0.067	0.615 ± 0.000	74.850 ± 0.005
ACE	0.828 ± 0.002	0.631 ± 0.002	0.335 ± 0.027	9.643 ± 0.005	0.830 ± 0.001	-3.859 ± 0.005	0.432 ± 0.003	0.310 ± 0.054	0.525 ± 0.000	86.701 ± 0.008
ACE Proposal	0.828 ± 0.002	0.583 ± 0.003	0.312 ± 0.033	9.484 ± 0.005	0.832 ± 0.001	-4.417 ± 0.005	0.436 ± 0.004	-0.241 ± 0.056	0.535 ± 0.000	85.228 ± 0.009
ACFlow	0.877 ± 0.001	0.561 ± 0.003	0.567 ± 0.050	8.086 ± 0.010	0.909 ± 0.000	-8.197 ± 0.008	0.478 ± 0.004	-0.972 ± 0.022	0.603 ± 0.000	81.827 ± 0.007
ACFlow+BG	0.833 ± 0.002	0.528 ± 0.003	0.369 ± 0.016	7.593 ± 0.011	0.861 ± 0.001	-6.833 ± 0.006	0.442 ± 0.001	-1.098 ± 0.032	0.572 ± 0.000	81.399 ± 0.008




Figure 4. Example image inpaintings. First two columns on the left are  $\mathbf{x}$  and  $\mathbf{x}_o$ . Inpainting samples are on the right.

We train VQ-VAEs with Posterior Matching for the MNIST, OMNIGLOT, and CELEBA datasets. Table 2 reports peak signal-to-noise ratio (PSNR) and precision/recall ([Sajjadi et al., 2018](#)) for inpaintings produced by our model. We find that Posterior Matching consistently achieves the best precision/recall scores of all the models while having comparable PSNR to ACFlow and VAEAC. Figure 4 shows some example inpaintings produced by our models, and additional samples are provided in the Appendix.

#### 5.4. Partially Observed Clustering

Probabilistic clustering often views cluster assignments as a latent variable. Thus, when applying Posterior Matching in this setting, we may perform “partially-observed” clustering, which clusters instances based on a subset of observed features. We consider VaDE, which uses a mixture of Gaussians as the prior, allowing it to do unsupervised clustering by treating each Gaussian component as one of the clusters ([Jiang et al., 2016](#)). We apply Posterior Matching to VaDE in order to enable clustering. Despite differences in how VaDE is trained compared to a classic VAE, training the partially observed encoder remains exactly the same.

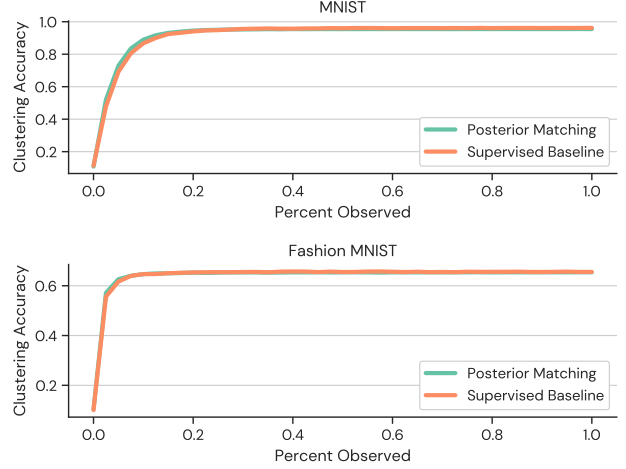


Figure 5. Partially observed clustering accuracy achieved by Posterior Matching with VaDE.

We train models on both MNIST and FASHION MNIST (see Appendix for experimental details). Figure 5 shows the clustering accuracy of these models as the percentage of (randomly selected) observed features changes. As a baseline, we train a supervised model where the labels are the cluster predictions from the VaDE model when all of the features are observed. We see that Posterior Matching is able to match the performance of the baseline, and even slightly outperform it for low percentages of observed features. Unlike the supervised approach, Posterior Matching has the advantage of being generative.

#### 5.5. Very Fast Greedy Feature Acquisition

As discussed in Section 3.5, we can use Posterior Matching outside of the specific task of arbitrary conditioning. Here, we consider the problem of greedy active feature acquisition. We train a VAE with a Posterior Matching network that outputs the lookahead posteriors described in Section 3.5, using the loss in Equation (13). Note that we are also still using Posterior Matching in order to learn  $q_\theta(\mathbf{z} | \mathbf{x}_o)$  and therefore to produce reconstructions. Training details can be found in the Appendix.

Table 2. Peak signal-to-noise ratio (PSNR) and precision/recall scores for image inpaintings. Precision and recall correspond to the  $F_{1/8}$  and  $F_8$  metrics defined by Sajjadi et al. (2018). We report mean and standard deviation across five evaluations with different random masks. VAEAC and ACFlow results are taken from Li et al. (2020). Higher is better for all metrics.

	MNIST			OMNIGLOT			CELEBA		
	PSNR	Precision	Recall	PSNR	Precision	Recall	PSNR	Precision	Recall
Posterior Matching	$19.981 \pm 0.021$	<b>0.989</b>	<b>0.993</b>	$17.954 \pm 0.046$	<b>0.979</b>	<b>0.973</b>	$25.531 \pm 0.036$	<b>0.982</b>	0.984
VAEAC	$19.613 \pm 0.042$	0.877	0.975	$17.693 \pm 0.023$	0.525	0.926	$23.656 \pm 0.027$	0.966	0.967
ACFlow	$17.349 \pm 0.018$	0.945	0.984	$15.572 \pm 0.031$	0.962	0.971	$22.393 \pm 0.040$	0.970	<b>0.988</b>
ACFlow+BG	<b><math>20.828 \pm 0.031</math></b>	0.947	0.983	<b><math>18.838 \pm 0.009</math></b>	0.967	0.970	<b><math>25.723 \pm 0.020</math></b>	0.964	0.987

We consider the MNIST dataset and compare to EDDI as a baseline, using the authors’ publicly available code. We downscale images to  $16 \times 16$  since EDDI has difficulty scaling to high-dimensional data. We also only evaluate on the first 1000 instances of the MNIST test set, as the EDDI code was very slow when computing the greedy acquisition policy. EDDI also uses a particular architecture that is not compatible with convolutions. Thus we train a MLP-based VAE on flattened images in order to make a fair comparison. However, since Posterior Matching does not place any limitations on the type of VAE being used, we also train a convolutional version. For our models, we greedily select the feature to acquire using the more expensive sampling-based approach (similar to EDDI) as well as with the lookahead posteriors (which requires no sampling). In both cases, imputations are computed with an expectation over 50 latent codes, as is done for EDDI. An example acquisition trajectory is shown in Figure 6.

Figure 7 presents the root-mean-square error, averaged across the test instances, when imputing  $\mathbf{x}_u$  with different numbers of acquired features. We see that our models are able to achieve lower error than EDDI. We also see that acquiring based on the lookahead posteriors incurs only a minimal increase in error compared to the sampling-based method, despite being far more efficient. Computing the greedy choice with our model using the sampling-based approach takes  $68 \text{ ms} \pm 917 \mu\text{s}$  (for a single acquisition on CPU). Using the lookahead posteriors, the time is only  $310 \mu\text{s} \pm 15.3 \mu\text{s}$ , a roughly 219x speedup.

## 6. Conclusions

We have presented a simple and general framework, called Posterior Matching, that allows any VAE to perform arbitrary conditioning. That is, we can take any existing VAE that only models the joint distribution  $p(\mathbf{x})$  and train an additional model that, when combined with the VAE, is able to assess any likelihood  $p(\mathbf{x}_u | \mathbf{x}_o)$  for arbitrary subsets of unobserved features  $\mathbf{x}_u$  and observed features  $\mathbf{x}_o$ .

We applied this approach to a variety of VAEs for different tasks. We found that Posterior Matching outperforms




Figure 6. Example acquisitions from our CNN model using the lookahead posteriors. Top row shows  $\mathbf{x}_o$ , and blue pixels are unobserved. Bottom row shows imputation of unobserved pixels.

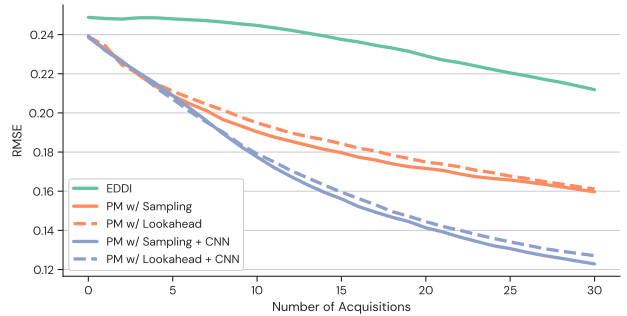


Figure 7. Average RMSE of reconstructions for greedy active feature acquisition.

previous specialized VAEs for tabular data imputation and image inpainting. We can also use it to perform clustering based on partially observed inputs, and we find that Posterior Matching allows us to improve the efficiency of greedy active feature acquisition by several orders of magnitude at minimal cost to performance.

With this work, we hope to make arbitrary conditioning more widely accessible in the field of unsupervised learning. Arbitrary conditioning no longer requires specialized methods, but can instead be achieved by applying one general framework to the more common joint density VAEs. And as advances are made in VAEs for the joint, we can expect to immediately reap the rewards for arbitrary conditioning.

## References

- Babuschkin, I., Baumli, K., Bell, A., Bhupatiraju, S., Bruce, J., Buchlovsky, P., Budden, D., Cai, T., Clark, A., Danihelka, I., Fantacci, C., Godwin, J., Jones, C., Hennigan, T., Hessel, M., Kapturowski, S., Keck, T., Kemaev, I., King, M., Martens, L., Mikulik, V., Norman, T., Quan, J., Papamakarios, G., Ring, R., Ruiz, F., Sanchez, A., Schneider, R., Sezener, E., Spencer, S., Srinivasan, S., Stokowiec, W., and Viola, F. The DeepMind JAX Ecosystem, 2020. URL <http://github.com/deepmind>.
- Belghazi, M. I., Oquab, M., LeCun, Y., and Lopez-Paz, D. Learning about an exponential amount of conditional distributions. *arXiv preprint arXiv:1902.08401*, 2019.
- Bishop, C. M. Pattern recognition. *Machine learning*, 128 (9), 2006.
- Bowman, S. R., Vilnis, L., Vinyals, O., Dai, A. M., Jozefowicz, R., and Bengio, S. Generating sentences from a continuous space. *arXiv preprint arXiv:1511.06349*, 2015.
- Bradbury, J., Frostig, R., Hawkins, P., Johnson, M. J., Leary, C., Maclaurin, D., Necula, G., Paszke, A., VanderPlas, J., Wanderman-Milne, S., and Zhang, Q. JAX: composable transformations of Python+NumPy programs, 2018. URL <http://github.com/google/jax>.
- Butz, C. J., Oliveira, J. S., dos Santos, A. E., and Teixeira, A. L. Deep convolutional sum-product networks. In *Proceedings of the AAAI Conference on Artificial Intelligence*, volume 33, pp. 3248–3255, 2019.
- Douglas, L., Zarov, I., Gourgoulas, K., Lucas, C., Hart, C., Baker, A., Sahani, M., Perov, Y., and Johri, S. A universal marginalizer for amortized inference in generative models. *arXiv preprint arXiv:1711.00695*, 2017.
- Fu, H., Li, C., Liu, X., Gao, J., Celikyilmaz, A., and Carin, L. Cyclical annealing schedule: A simple approach to mitigating kl vanishing. *arXiv preprint arXiv:1903.10145*, 2019.
- Gong, W., Tschitschek, S., Nowozin, S., Turner, R. E., Hernández-Lobato, J. M., and Zhang, C. Icebreaker: Element-wise efficient information acquisition with a bayesian deep latent gaussian model. 2019.
- Gregor, K., Danihelka, I., Graves, A., Rezende, D., and Wierstra, D. Draw: A recurrent neural network for image generation. In *International Conference on Machine Learning*, pp. 1462–1471. PMLR, 2015.
- Han, K., Wen, H., Shi, J., Lu, K.-H., Zhang, Y., Fu, D., and Liu, Z. Variational autoencoder: An unsupervised model for encoding and decoding fmri activity in visual cortex. *NeuroImage*, 198:125–136, 2019. ISSN 1053-8119. doi: <https://doi.org/10.1016/j.neuroimage.2019.05.039>. URL <https://www.sciencedirect.com/science/article/pii/S1053811919304318>.
- Ivanov, O., Figurnov, M., and Vetrov, D. Variational autoencoder with arbitrary conditioning. *arXiv preprint arXiv:1806.02382*, 2018.
- Jiang, Z., Zheng, Y., Tan, H., Tang, B., and Zhou, H. Variational deep embedding: An unsupervised and generative approach to clustering. *arXiv preprint arXiv:1611.05148*, 2016.
- Kingma, D. P. and Ba, J. Adam: A method for stochastic optimization. *arXiv preprint arXiv:1412.6980*, 2014.
- Kingma, D. P. and Welling, M. Auto-encoding variational bayes. *arXiv preprint arXiv:1312.6114*, 2013.
- Li, Y. and Oliva, J. Active feature acquisition with generative surrogate models. In *International Conference on Machine Learning*, pp. 6450–6459. PMLR, 2021.
- Li, Y., Akbar, S., and Oliva, J. Acflow: Flow models for arbitrary conditional likelihoods. In *International Conference on Machine Learning*, pp. 5831–5841. PMLR, 2020.
- Ma, C., Tschitschek, S., Palla, K., Hernández-Lobato, J. M., Nowozin, S., and Zhang, C. Eddi: Efficient dynamic discovery of high-value information with partial vae. *arXiv preprint arXiv:1809.11142*, 2018.
- Maaløe, L., Sønderby, C. K., Sønderby, S. K., and Winther, O. Auxiliary deep generative models. In *International conference on machine learning*, pp. 1445–1453. PMLR, 2016.
- McInnes, L., Healy, J., and Melville, J. Umap: Uniform manifold approximation and projection for dimension reduction. *arXiv preprint arXiv:1802.03426*, 2018.
- Nash, C. and Durkan, C. Autoregressive energy machines. In *International Conference on Machine Learning*, pp. 1735–1744. PMLR, 2019.
- Oord, A. v. d., Kalchbrenner, N., Vinyals, O., Espeholt, L., Graves, A., and Kavukcuoglu, K. Conditional image generation with pixelcnn decoders. *arXiv preprint arXiv:1606.05328*, 2016.
- Oord, A. v. d., Vinyals, O., and Kavukcuoglu, K. Neural discrete representation learning. *arXiv preprint arXiv:1711.00937*, 2017.
- Papamakarios, G., Pavlakou, T., and Murray, I. Masked autoregressive flow for density estimation. *arXiv preprint arXiv:1705.07057*, 2017.

- Poon, H. and Domingos, P. Sum-product networks: A new deep architecture. In *2011 IEEE International Conference on Computer Vision Workshops (ICCV Workshops)*, pp. 689–690. IEEE, 2011.
- Razavi, A., van den Oord, A., and Vinyals, O. Generating diverse high-fidelity images with vq-vae-2. In *Advances in neural information processing systems*, pp. 14866–14876, 2019.
- Sajjadi, M. S., Bachem, O., Lucic, M., Bousquet, O., and Gelly, S. Assessing generative models via precision and recall. *arXiv preprint arXiv:1806.00035*, 2018.
- Salimans, T., Karpathy, A., Chen, X., and Kingma, D. P. Pixelcnn++: Improving the pixelcnn with discretized logistic mixture likelihood and other modifications. *arXiv preprint arXiv:1701.05517*, 2017.
- Strauss, R. R. and Oliva, J. B. Arbitrary conditional distributions with energy. *arXiv preprint arXiv:2102.04426*, 2021.

# Appendix

## A. Proof of Theorem 3.1

*Proof.* Starting from our original objective

$$\operatorname{argmin}_{\theta} \mathbb{E}_{\mathbf{x}_u \sim p(\cdot | \mathbf{x}_o)} \left[ \text{KL} \left( q_{\psi}(\mathbf{z} | \mathbf{x}_o, \mathbf{x}_u) \parallel q_{\theta}(\mathbf{z} | \mathbf{x}_o) \right) \right],$$

we proceed as follows:

$$\begin{aligned} &= \operatorname{argmin}_{\theta} \mathbb{E}_{\mathbf{x}_u \sim p(\cdot | \mathbf{x}_o)} \left[ \int q_{\psi}(\mathbf{z} | \mathbf{x}_o, \mathbf{x}_u) \log \frac{q_{\psi}(\mathbf{z} | \mathbf{x}_o, \mathbf{x}_u)}{q_{\theta}(\mathbf{z} | \mathbf{x}_o)} d\mathbf{z} \right] \\ &= \operatorname{argmin}_{\theta} \mathbb{E}_{\mathbf{x}_u \sim p(\cdot | \mathbf{x}_o)} \left[ \int q_{\psi}(\mathbf{z} | \mathbf{x}_o, \mathbf{x}_u) \log \frac{q_{\psi}(\mathbf{z} | \mathbf{x}_o, \mathbf{x}_u)}{\frac{p_{\phi}(\mathbf{x}_u | \mathbf{z}) q_{\theta}(\mathbf{z} | \mathbf{x}_o)}{p_{\phi}(\mathbf{x}_u | \mathbf{z})}} d\mathbf{z} \right] \\ &= \operatorname{argmin}_{\theta} \mathbb{E}_{\mathbf{x}_u \sim p(\cdot | \mathbf{x}_o)} \left[ \int q_{\psi}(\mathbf{z} | \mathbf{x}_o, \mathbf{x}_u) \log \frac{q_{\psi}(\mathbf{z} | \mathbf{x}_o, \mathbf{x}_u)}{\frac{p_{\phi}(\mathbf{x}_u | \mathbf{z}, \mathbf{x}_o) q_{\theta}(\mathbf{z} | \mathbf{x}_o)}{p_{\phi}(\mathbf{x}_u | \mathbf{z})}} d\mathbf{z} \right] \\ &= \operatorname{argmin}_{\theta} \mathbb{E}_{\mathbf{x}_u \sim p(\cdot | \mathbf{x}_o)} \left[ \int q_{\psi}(\mathbf{z} | \mathbf{x}_o, \mathbf{x}_u) \log \frac{q_{\psi}(\mathbf{z} | \mathbf{x}_o, \mathbf{x}_u)}{\frac{p_{\theta, \phi}(\mathbf{x}_u, \mathbf{z} | \mathbf{x}_o)}{p_{\phi}(\mathbf{x}_u | \mathbf{z})}} d\mathbf{z} \right] \\ &= \operatorname{argmin}_{\theta} \mathbb{E}_{\mathbf{x}_u \sim p(\cdot | \mathbf{x}_o)} \left[ \int q_{\psi}(\mathbf{z} | \mathbf{x}_o, \mathbf{x}_u) \log \frac{q_{\psi}(\mathbf{z} | \mathbf{x}_o, \mathbf{x}_u)}{\frac{p_{\theta, \phi}(\mathbf{x}_u | \mathbf{x}_o) q_{\theta}(\mathbf{z} | \mathbf{x}_o, \mathbf{x}_u)}{p_{\phi}(\mathbf{x}_u | \mathbf{z})}} d\mathbf{z} \right] \\ &= \operatorname{argmin}_{\theta} \mathbb{E}_{\mathbf{x}_u \sim p(\cdot | \mathbf{x}_o)} \left[ \int q_{\psi}(\mathbf{z} | \mathbf{x}_o, \mathbf{x}_u) \log \frac{p_{\phi}(\mathbf{x}_u | \mathbf{z}) q_{\psi}(\mathbf{z} | \mathbf{x}_o, \mathbf{x}_u)}{p_{\theta, \phi}(\mathbf{x}_u | \mathbf{x}_o) q_{\theta}(\mathbf{z} | \mathbf{x}_o, \mathbf{x}_u)} d\mathbf{z} \right] \\ &= \operatorname{argmin}_{\theta} \mathbb{E}_{\mathbf{x}_u \sim p(\cdot | \mathbf{x}_o)} \left[ \int q_{\psi}(\mathbf{z} | \mathbf{x}_o, \mathbf{x}_u) \left( \log \frac{q_{\psi}(\mathbf{z} | \mathbf{x}_o, \mathbf{x}_u)}{q_{\theta}(\mathbf{z} | \mathbf{x}_o, \mathbf{x}_u)} + \log p_{\phi}(\mathbf{x}_u | \mathbf{z}) - \log p_{\theta, \phi}(\mathbf{x}_u | \mathbf{x}_o) \right) d\mathbf{z} \right] \\ &= \operatorname{argmin}_{\theta} \mathbb{E}_{\mathbf{x}_u \sim p(\cdot | \mathbf{x}_o)} \left[ -\log p_{\theta, \phi}(\mathbf{x}_u | \mathbf{x}_o) + \int q_{\psi}(\mathbf{z} | \mathbf{x}_o, \mathbf{x}_u) \left( \log \frac{q_{\psi}(\mathbf{z} | \mathbf{x}_o, \mathbf{x}_u)}{q_{\theta}(\mathbf{z} | \mathbf{x}_o, \mathbf{x}_u)} + \log p_{\phi}(\mathbf{x}_u | \mathbf{z}) \right) d\mathbf{z} \right] \\ &= \operatorname{argmin}_{\theta} \mathbb{E}_{\mathbf{x}_u \sim p(\cdot | \mathbf{x}_o)} \left[ -\log p_{\theta, \phi}(\mathbf{x}_u | \mathbf{x}_o) + \text{KL} \left( q_{\psi}(\mathbf{z} | \mathbf{x}_o, \mathbf{x}_u) \parallel q_{\theta}(\mathbf{z} | \mathbf{x}_o, \mathbf{x}_u) \right) + \mathbb{E}_{\mathbf{z} \sim q_{\psi}(\cdot | \mathbf{x}_o, \mathbf{x}_u)} [\log p_{\phi}(\mathbf{x}_u | \mathbf{z})] \right] \\ &= \operatorname{argmin}_{\theta} \mathbb{E}_{\mathbf{x}_u \sim p(\cdot | \mathbf{x}_o)} \left[ -\log p_{\theta, \phi}(\mathbf{x}_u | \mathbf{x}_o) + \text{KL} \left( q_{\psi}(\mathbf{z} | \mathbf{x}_o, \mathbf{x}_u) \parallel q_{\theta}(\mathbf{z} | \mathbf{x}_o, \mathbf{x}_u) \right) \right]. \end{aligned}$$

In the final step, we can ignore the term  $\mathbb{E}_{\mathbf{z} \sim q_{\psi}(\cdot | \mathbf{x}_o, \mathbf{x}_u)} [\log p_{\phi}(\mathbf{x}_u | \mathbf{z})]$  since it does not depend on  $\theta$ .  $\square$

## B. Likelihood Estimation

Often, it is of interest to evaluate likelihoods with generative models. In the VAE setting, the joint likelihood is frequently estimated with importance sampling:

$$p_{\psi, \phi}(\mathbf{x}) = \mathbb{E}_{\mathbf{z} \sim q_{\psi}(\cdot | \mathbf{x})} \left[ \frac{p_{\phi}(\mathbf{x} | \mathbf{z}) p(\mathbf{z})}{q_{\psi}(\mathbf{z} | \mathbf{x})} \right]. \quad (14)$$

With Posterior Matching, we can estimate arbitrary conditional likelihoods by additionally estimating

$$p_{\theta,\phi}(\mathbf{x}_o) = \mathbb{E}_{\mathbf{z} \sim q_{\theta}(\cdot | \mathbf{x}_o)} \left[ \frac{p_{\phi}(\mathbf{x}_o | \mathbf{z}) p(\mathbf{z})}{q_{\theta}(\mathbf{z} | \mathbf{x}_o)} \right] \quad (15)$$

$$= \mathbb{E}_{\mathbf{z} \sim q_{\theta}(\cdot | \mathbf{x}_o)} \left[ \frac{\prod_{i \in o} p_{\phi}(x_i | \mathbf{z}) p(\mathbf{z})}{q_{\theta}(\mathbf{z} | \mathbf{x}_o)} \right] \quad (16)$$

in order to obtain  $p_{\theta,\psi,\phi}(\mathbf{x}_u | \mathbf{x}_o) = p_{\psi,\phi}(\mathbf{x}) / p_{\theta,\phi}(\mathbf{x}_o)$ . This is the estimator we use in our experiments that report likelihoods.

### C. Lookahead Posteriors

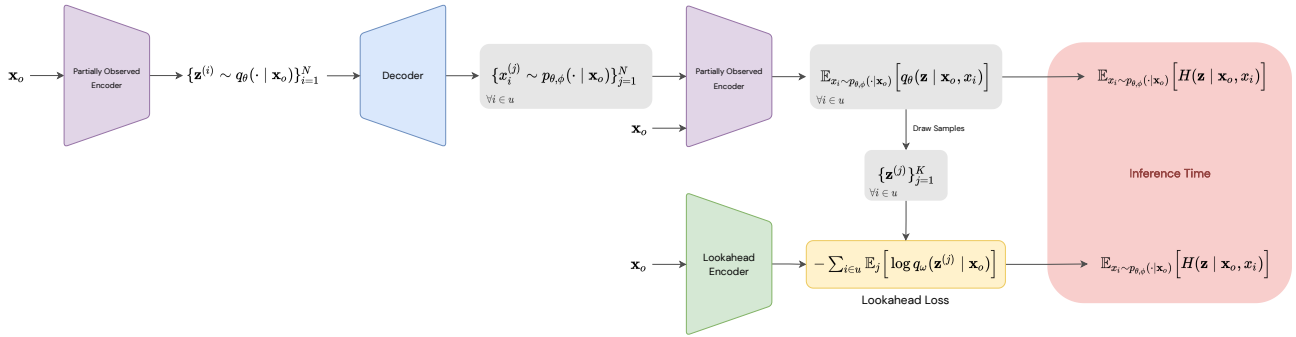


Figure 8. Overview of how Posterior Matching is used to learn “lookahead” posteriors for greedy active feature acquisition. The top path illustrates how samples are produced for use in the lookahead Posterior Matching loss. At inference time, we obtain the entropy of the distributions outputted by the rightmost networks. Taking the top path to obtain these entropies is the more expensive sampling-based approach. Using the learned Lookahead Encoder on the bottom path is the much faster approach that only requires a single network evaluation.

### D. Experimental Details

All experiments were run on a single GeForce GTX 1080 Ti GPU, with the longest running models taking no more than 12 hours to train.

#### D.1. Real-valued Datasets

For experiments on the UCI datasets, we use multi-layer perceptrons (MLP) with residual connections for all networks. For these experiments, we found that only optimizing  $\mathcal{L}_{\text{PM}}$  with respect to  $\theta$  gave the best results (i.e., we stop gradients on samples from  $q_{\psi}(\mathbf{z} | \mathbf{x}_o)$  when computing  $\mathcal{L}_{\text{PM}}$ ). We also use a schedule for the  $\beta$  coefficient of the KL term in the ELBO, as this helped avoid degeneracy at the start of training. For models where a cyclical schedule (Fu et al., 2019) was used, the period was 50000 training steps and the schedule began after an initial 1000 steps where  $\beta$  was 0 (except for MINIBOONE, where the period is 5000 and the delay is 2000). For models where a monotonic schedule was used,  $\beta$  was 0 for the first 30000 training steps and then linearly annealed to 1 at the final training step. We used the autoregressive distribution described in Appendix D.5, with 256 hidden units and 3 residual blocks, for the partially observed posterior. During training, a small amount of Gaussian noise ( $\sigma = 0.001$ ) is added to each minibatch. We use the Adam (Kingma & Ba, 2014) optimizer with an initial learning rate of 0.001 and an exponential decay schedule with a rate of 0.9 every 5000 steps (except for MINIBOONE, where the decay is every 1000 steps). During training and test time, observed masks were drawn from a Bernoulli distribution with  $p = 0.5$ . At test time, likelihoods are computed with the estimator in Appendix B. Additional hyperparameters are given in Table 3.

Table 3. Additional hyperparameters for UCI experiments. Hidden Units, Residual Blocks, and Layer Normalization refer to the VAE encoder/decoder networks.

	POWER	GAS	HEPMAS	MINIBOONE	BSDS
Batch Size	512	512	512	1024	1024
Latent Dimension	16	16	16	32	64
Hidden Units	256	256	256	256	256
Residual Blocks	2	2	2	5	5
Layer Normalization	No	No	No	Yes	Yes
Training Steps	200000	200000	200000	22000	200000
$\beta$ Schedule	Cyclical	Cyclical	Cyclical	Cyclical	Monotonic

## D.2. Image Inpainting

For the image inpainting experiments, we first train VQ-VAE models as described in Oord et al. (2017). The VQ-VAE encoder and decoder are convolutional networks with residual blocks, following the implementation found at [https://github.com/deepmind/dm-haiku/blob/main/examples/vqvae\\_example.ipynb](https://github.com/deepmind/dm-haiku/blob/main/examples/vqvae_example.ipynb). We use two residual blocks with 32 hidden units in the residual layers. We use the exponential moving average version of the VQ-VAE training procedure in order to update the quantized vectors. We use a decay rate of 0.99 and a commitment cost of 0.25. The quantized vectors have a dimensionality of 64. Our decoder outputs a multivariate Gaussian with covariance matrix that is a scalar multiple of the identity matrix, where the scalar is a learnable parameter. All models are trained with the Adam (Kingma & Ba, 2014) optimizer with learning rate 0.0003. Additional hyperparameters for each of the datasets can be found in Table 4.

We then train a conditional PixelCNN (Oord et al., 2016) for each pretrained VQ-VAE model, where the PixelCNN is modeling the partially observed posterior. First, we use the VQ-VAE encoder to obtain the discrete indices  $\mathbf{z}$  that correspond to a given  $\mathbf{x}$ . We then use an encoder network with the same architecture as the VQ-VAE encoder to map  $\mathbf{x}_o$  to a 512-dimensional conditioning vector. This vector is then used as conditioning input to the PixelCNN when computing the log-likelihood of  $\mathbf{z}$ . This gives us  $-\log q(\mathbf{z} | \mathbf{x}_o)$ , which is our usual Posterior Matching loss. We use a learnable embedding lookup as the first layer in the PixelCNN in order to map  $\mathbf{z}$  to continuous values. The PixelCNN outputs categorical logits (with as many classes as there are discrete latent vectors). Convolutional layers in the PixelCNN use 128 filters. For CelebA, 12 residual blocks are used, and 8 are used for MNIST and Omniglot. Dropout is used with a rate of 0.5. We use the Adam optimizer with an initial learning rate of 0.0003 and decay of 0.999995 every step. The batch size is 32. Models are trained for 150000 steps. When training and evaluating the PixelCNN models, we randomly generate the masks of observed values according to the same distributions used by Li et al. (2020). When evaluating the models, we compute PSNR by averaging over 10 decoded samples from the partially observed posterior.

Table 4. Dataset-dependent hyperparameters for VQ-VAE.

	MNIST	OMNIGLOT	CELEBA
Batch Size	32	32	64
# of Embeddings	256	256	512
Hidden Units	32	32	128
Training Steps	60000	60000	100000

## D.3. Partially Observed Clustering

We implemented and trained VaDE models as described in Jiang et al. (2016). However, we use convolutional encoders and decoders in our experiments instead of fully-connected networks. Otherwise, all hyperparameters are the same as in Jiang et al. (2016). In a straightforward adaptation of how VaDE typically predicts the cluster for  $\mathbf{x}$ , we predict the cluster based on  $\mathbf{x}_o$  with:

$$q(c | \mathbf{x}_o) = \mathbb{E}_{\mathbf{z} \sim q(\cdot | \mathbf{x}_o)} \left[ \frac{p(\mathbf{z} | c)p(c)}{\sum_{c'} p(\mathbf{z} | c')p(c')} \right]. \quad (17)$$

We use 50 samples when estimating the expectation in Equation (17).

Training the partially observed posterior network is then done as usual. We use the same network architecture as the VaDE model’s encoder for this network. We use the autoregressive distribution described in Appendix D.5 for the partially observed posterior, with 256 hidden units and 2 residual blocks. Observed masks are sampled from a uniform distribution during training.

The supervised baseline is trained by first using the pretrained VaDE model to predict the class label for each instance (based on fully observed information). Those labels are then used as the ground truth to train a supervised model (that accepts partially observed inputs) with a standard cross-entropy loss. We use the same network architecture as the VaDE encoder and the partially observed posterior network for the supervised classifier. As before, observed masks are randomly generated during the training of this classifier.

#### D.4. Very Fast Greedy Feature Acquisition

In the feature acquisition experiments, we use relatively simple VAE models. For flattened MNIST, our encoder and decoder are MLPs with hidden layers of sizes 50, 100, and 200. We use this same architecture for EDDI as well. For the convolutional model, the encoder has four layers with the following (hidden units, kernel, stride): (32, 3, 1), (32, 3, 2), (64, 3, 2), (64, 1, 1). The decoder has the layers (64, 8, 1), (64, 5, 2), (32, 5, 1), (32, 5, 1), (1, 3, 1). For both versions, the encoder outputs a diagonal Gaussian posterior, and the decoder outputs Bernoulli distributions. The latent dimension is 10 for all models.

For the partially observed posterior, we use a network with the same architecture as the fully observed encoder. Since we want to be able to compute the posterior entropy analytically when computing the information gains, we also use a Gaussian for the partially observed posterior. However, rather than letting it be diagonal, we parameterize the Gaussian with a lower triangular matrix  $L$  such that the covariance matrix is  $C = LL^\top$ . We do not stop gradients on samples from the VAE encoder when computing the Posterior Matching loss.

We first train the VAEs with Posterior Matching, before learning the lookahead posteriors. During training, we uniformly generate masks that set between 0% and 20% of the features as observed. Our models are trained for 200000 steps with a batch size of 128. We use the Adam (Kingma & Ba, 2014) optimizer with an initial learning rate of 0.001 and an exponential decay schedule with a rate of 0.9 every 5000 steps.

After the VAE with Posterior Matching has been trained, we then freeze this model and train the lookahead posterior network. This network outputs one diagonal Gaussian for each feature. Given that the number of features can be relatively large and we are limited by the memory of the GPU, we randomly select a subset of these distributions to update at each training step. That is, we subsample the terms in the sum in Equation (13). For the MLP model, we subsample 128 indices, and for the convolutional model we subsample 32 indices. We then estimate the expectation in Equation (13) over multiple samples from the already trained VAE model. We found using multiple samples to be important for getting good performance. For the MLP model, we use 64 samples, and for the convolutional model we use 16 samples. The MLP model is trained for 50000 steps with a batch size of 64 and the convolutional model is trained for 60000 steps with a batch size of 32. We again use the Adam optimizer with an initial learning rate of 0.001 and an exponential decay schedule with a rate of 0.9 every 5000 steps.

#### D.5. Autoregressive Posterior Details

As described in the main text, one of the advantages of Posterior Matching is the freedom to use highly expressive distributions for the partially observed posterior, as we do not require it to be reparameterizable. Here, we describe an autoregressive distribution that we use in some of our experiments. It is based on the proposal distributions used in Strauss & Oliva (2021) and Nash & Durkan (2019), which were shown by Strauss & Oliva (2021) to outperform prior state-of-the-art arbitrary conditioning methods for likelihoods and imputation, despite being very simple.

The distribution consists of an MLP with residual connections that outputs a mixture of Gaussians for each covariate. This network accepts partially observed inputs as well as a conditioning vector as input. In our case, the conditioning vector is the output of the partially observed posterior encoder. We then compute  $q(\mathbf{z} \mid \mathbf{x}_o)$  in an autoregressive fashion as

$$q(\mathbf{z} \mid \mathbf{x}_o) = \prod_{i=1}^D q(z_i \mid \mathbf{x}_o, \mathbf{z}_{<i}),$$

where  $D$  is the dimensionality of  $\mathbf{z}$ . Each  $q(z_i \mid \mathbf{x}_o, \mathbf{z}_{<i})$  term is obtained from a separate evaluation of the autoregressive

distribution’s network, where the partially observed inputs change to reflect the appropriate  $\mathbf{z}_{<i}$ . The conditioning vector that represents  $\mathbf{x}_o$  remains constant for all of these evaluations though. Note that when computing likelihoods, these evaluations can be done efficiently in parallel. Sampling, however, requires an  $O(D)$  sequential procedure. However, we do not need to sample this distribution during training, and  $D$  is generally small anyway.

We chose this particular distribution for its combination of simplicity and good performance. However, we did not experiment extensively with other types of autoregressive distribution for the partially observed posterior. As previously noted, though, there is a large degree of flexibility in this choice.

## E. Additional Image Samples




Figure 9. OMNIGLOT inpaintings.



Figure 10. MNIST inpaintings.



Figure 11. CELEBA inpaintings.



(a) OMNIGLOT



(b) MNIST



(c) CELEBA

Figure 12. Image samples from the joint distribution, a special case obtained by sampling  $q_{\theta}(z \mid \mathbf{x}_o = \emptyset)$ . Note that the models were not explicitly trained to model the joint and never saw  $\mathbf{x}_o = \emptyset$  during training.