

ADVERSARIAL EXAMPLES FOR GOOD: ADVERSARIAL EXAMPLES GUIDED IMBALANCED LEARNING

Jie Zhang, Lei Zhang, Gang Li, Chao Wu*

Zhejiang University

ABSTRACT

Adversarial examples are inputs for machine learning models that have been designed by attackers to cause the model to make mistakes. In this paper, we demonstrate that adversarial examples can also be utilized for good to improve the performance of imbalanced learning. We provide a new perspective on how to deal with imbalanced data: adjust the biased decision boundary by training with Guiding Adversarial Examples (GAEs). Our method can effectively increase the accuracy of minority classes while sacrificing little accuracy on majority classes. We empirically show, on several benchmark datasets, our proposed method is comparable to the state-of-the-art method. To our best knowledge, we are the first to deal with imbalanced learning with adversarial examples.

Index Terms— adversarial examples, long-tail data, imbalanced learning

1. INTRODUCTION

In practical, most of real-world datasets have long-tailed label distributions [1]. As a result, deep learning algorithms usually perform poorly or even collapse when the training data suffers from heavy class-imbalance, especially for highly skewed data [2]. Due to the imbalanced data distribution, neural networks can over-fitting to the minority classes, which leads to the deviation of the learned classification boundary [3].

Recent research aims to modify the data sampler to balance class frequency during optimization (re-sampling), and modify the weights of the classification loss to increase the importance of tail classes (re-weighting). In general, re-weighting and re-sampling are two main approaches that are commonly used to learn long-tailed data [3]. In contrast to previous works, we provide a new perspective on how to deal with imbalanced data: **adjust the biased decision boundary by training with Guiding Adversarial Examples (GAEs)**.

Adversarial examples are inputs to neural networks that are deliberately designed to cause the networks to misclassify [4]. Prior studies of adversarial examples have primarily focused on robustness, which indicates the vulnerability of models against adversarial attacks [5, 6, 7]. Rather than

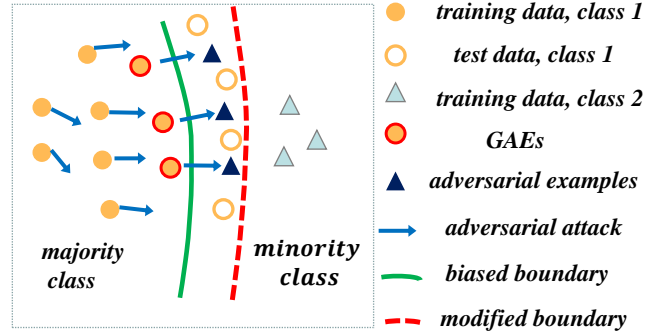


Fig. 1. the Guiding Adversarial Examples (GAEs).

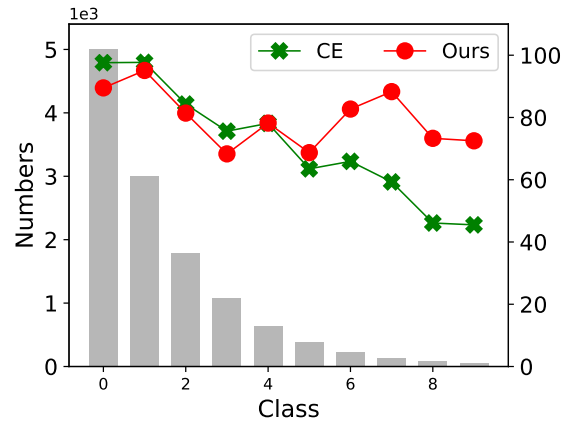


Fig. 2. On CIFAR10 with $\rho = 0.01$.

focusing on the robustness of models, we present an interesting use of adversarial examples to **increase the performance of models on long-tailed data**. Interestingly, in addition to attacking and reducing the accuracy of a model, adversarial samples can also be employed to enhance its accuracy. To begin with, we show a definition of **Guiding Adversarial Examples** in Figure 1, which refers to adversarial examples in minority classes that can be transferred to majority classes within a few steps. These examples can further be utilized to guide the learning of the biased decision boundary.

Inspired by the fact that an adversarial attack tries to move the example across a nearby decision boundary [8], we propose to adjust the biased decision boundary with GAEs. To

*Corresponding author.

get examples beneficial to guiding the learning, we modify an attack scheme to search examples closed to the biased decision boundary. For the boundary-oriented adjustment, we generate GAEs that have just crossed the decision boundary with a few steps to guide the learning of the model. As illustrated in Figure 2, the accuracy on plain models (train with Cross-Entropy) drops from head to tail, which is exactly what traditional long-tailed recognition aims to solve. It is worth noting that our method can effectively increase the accuracy of minority classes while sacrificing little accuracy on majority classes.

Our main contributions are summarized as follows:

- To our best knowledge, we are the first to deal with imbalanced learning with adversarial examples. We demonstrate that adversarial samples can also be utilized for good to improve the performance of imbalanced learning.
- Numerous experiments demonstrate the superiority of our approach which is as effective as the state-of-the-art algorithms on various datasets.

2. RELATED WORK

2.1. Learning from Imbalanced Data

There have been many studies focusing on analyzing imbalanced data in recent years. [9, 1, 2]. It is usually the case that real-world data exhibit a imbalanced distribution, and highly skewed data can adversely affect the effectiveness of machine learning [10, 3]. Re-sampling [11] and re-weighting [12, 10, 13] are traditional methods towards addressing imbalanced data. Through re-weighting strategies, modern works can make networks more sensitive to minority categories by assigning a variable weight to each class. Moreover, two re-sampling methods, under-sampling frequent classes and over-sampling minority classes, have been extensively discussed in previous studies. Also, we saw success with new perspectives, such as deferred re-balancing [3] schedule and decoupled training [14]. In most prior studies of imbalanced data, the emphasis has been placed on long-tailed distributions.

2.2. Adversarial Examples

Christian Szegedy et al [15] refer to the image which is added with small noise that cannot be perceived by human but makes the output of neural network change explicitly as "adversarial examples". For object recognition, the predicted label of the adversarial example is different from that of the original example. Adversarial training technique had been introduced in [4], and adversarial examples are commonly used in optimizing the adversarial robustness of neural networks. It is worth noting that adversarial examples are originally utilized to attack neural networks. If we take adversarial examples into consideration in the training process, alleviating

model vulnerability is promising. Aleksander Madry et al [16] use multi-step projected gradient descent (PGD) as an attack method to generate adversarial examples to train the model and the robustness of the result model is improved substantially. However, adversarial examples techniques have rarely benefited other areas.

3. METHOD DESCRIPTION

In this section, we start with the concept of guiding adversarial examples (GAEs), and then describe the proposed method *Adversarial Examples Guided Learning* (AEGL) to explicitly address long-tailed classification. A principle of the method is shown in Fig. 3.

3.1. Guiding Adversarial Examples

The projected gradient descent (PGD) [16] we adopted is the most common method for finding adversarial examples. Given $x^0 \in \mathcal{X}$,

$$x^{t+1} = \Pi_{\mathcal{B}[x^0]}(x^t + \alpha \text{sgn}(\nabla_{x^t} L(\theta, x^t, y))) \quad (1)$$

until a threshold is met. x^0 denotes an original example or an original example perturbed by a small uniformly or Gaussian random noise and $\Pi_{\mathcal{B}[x^0]}(\cdot)$ is the projection function. Since PGD is a multi-step method, the hyper-parameter NS denotes the number of steps. we refer to adversarial examples in minority classes that can be transferred to majority classes within a few steps as the Guiding Adversarial Examples (GAEs) which can guide the learning of the biased decision boundary while other adversarial examples have little guiding significance. With too many steps, the biased decision boundary will be over corrected. Therefore, we limit the number of steps NS to a small integer (usually less than or equal to 3). Following [16], our method employs a fixed number of iterations NS because a few steps are needed to get GAEs.

The GAEs are generated from the tail examples which are close to the biased decision boundary that separates minority classes from majority classes.

3.2. Adversarial Examples Guided Learning

GAEs are utilized to direct the learning of a convergent and more or less unbalanced model, from which we generate GAEs, trained in some way on an unbalanced dataset. The hyper-parameter T denotes the junction of the head examples and the tail examples, this is, the examples with labels greater than T are called tail examples, and we only calculate the adversarial examples for the tail examples with NS steps. Let (x, y) denote a mini-batch of examples, and (x_{adv}, y_{adv}) is a set of the adversarial examples generated from the tail examples (x_{tail}, y_{tail}) in (x, y) . However, the adversarial examples may be located in other minority classes, which

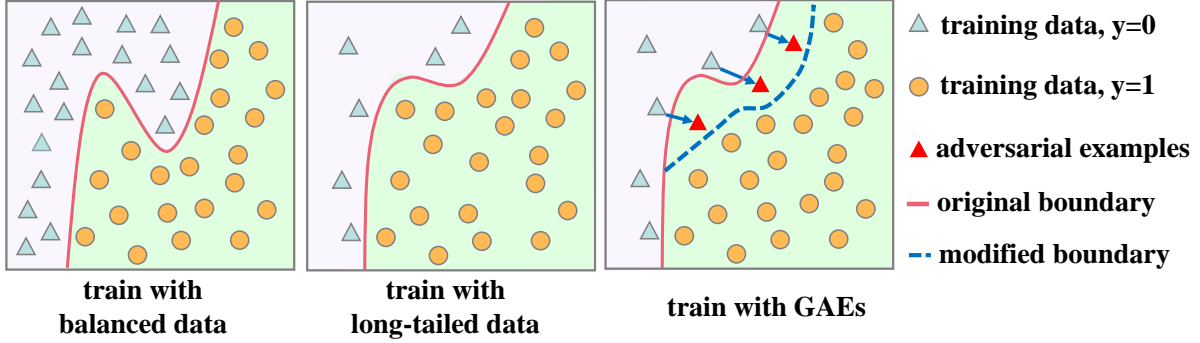


Fig. 3. The principle of the proposed method.

will restrict the effect of improving accuracy. Consequently, not all adversarial examples participate in the training, but the adversarial examples with frequent classes after the attacks. Then from (x_{adv}, y_{adv}) we can obtain (x_{cross}, y_{cross}) consisting of the adversarial examples which cross from minority classes to majority classes with a few steps and (x_{cross}, y_{cross}) are so called GAEs.

To simplify the procedure, Our criterion is merely the cross-entropy loss

$$L_{CE}(q, p) = - \sum_i^m p(x_i) \log q(x_i). \quad (2)$$

We believe combining effective training techniques with our method will result in better performance, and we will further investigate it in the future. In the following is the cross-entropy loss aiming to guide the training of the model’s decision boundary:

$$L_{cross} = L_{CE}(h(x_{cross}), y'_{tail}) \quad (3)$$

where $h(x)$ are the softmax output of a model on the input x and y'_{tail} denote the original labels of x_{cross} . The model is also optimized using the whole mini-batch of examples, i.e. (x, y) , in order to maintain its stability. Normally, we enforce

$$L_{normal} = L_{CE}(h(x), y). \quad (4)$$

To summarize, the total loss function is

$$L_{all} = L_{normal} + L_{cross}. \quad (5)$$

4. EXPERIMENTS

4.1. Experiment Setups

In this study, we conducted a number of experiments on four popular image classification benchmark datasets : SVHN [], FashionMNIST [], CIFAR-10 and CIFAR-100 [] with controllable degrees of data imbalance. Follow the setting in [3],

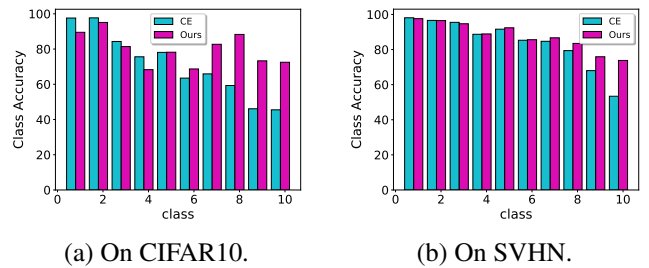


Fig. 4. Comparison of accuracies per class.

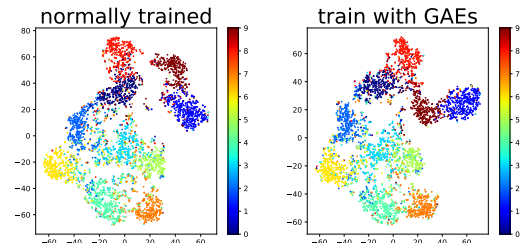


Fig. 5. On CIFAR10.

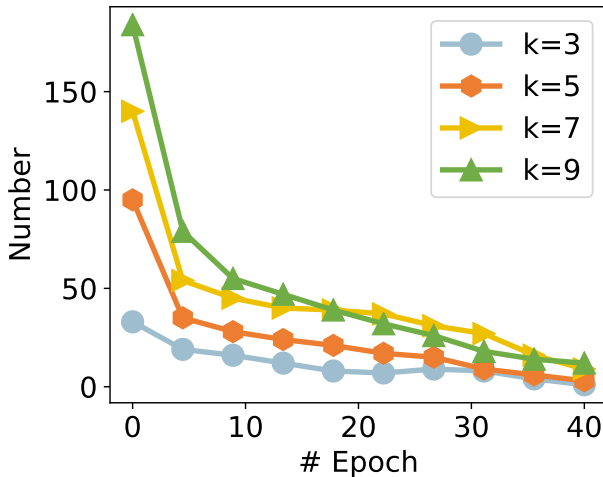
the magnitude of the long-tailed imbalance declines exponentially with class size. The imbalance ratio ρ represents the ratio between the samples of the most and least frequent classes. In this paper, we compare our method to standard training (using the Cross-Entropy (CE) loss function) as well as the state-of-the-art LDAM-DRW [3]. Despite the fact that state-of-the-art two-stage approaches [] have achieved high accuracy; nevertheless, the baselines we use is sufficient for our needs, as our goal is to evaluate the effectiveness of our method, not achieve the best possible accuracy on each task.

4.2. Experimental Results

We use a CNN architecture as our initial model on FashionMNIST and use ResNet-32 on other datasets. A popular re-

Table 1. Accuracy (%) on imbalanced SVHN, FashionMNIST and CIFAR100.

Datasets	SVHN				FashionMNIST				CIFAR100			
Imbalance ratio ρ	0.1	0.05	0.02	0.01	0.1	0.05	0.02	0.01	0.1	0.05	0.02	0.01
CE	93.93	92.21	90.12	87.41	88.89	88.25	86.37	85.35	56.29	51.24	43.27	38.17
Ours	94.40	93.18	91.78	89.57	89.52	88.95	87.18	85.85	58.22	53.19	45.80	39.93

**Fig. 6.** On CIFAR10.**Table 2.** Accuracy (%) on imbalanced CIFAR-10.

Imbalance ratio ρ	0.01	0.02	0.1
CE	71.36	76.89	86.76
CE+DRW	76.01	80.11	87.35
LDAM	73.72	78.98	86.34
LDAM+DRW	77.83	81.67	87.74
Ours	80.23	81.85	87.86

weighting strategy, DRW [3], is also used in our comparisons. We first report the results on CIFAR10 dataset in Table 2. We demonstrate that adversarial samples can also be utilized for good to improve the performance of imbalanced learning by a large margin, e.g. the accuracy increases from 71.36% to 80.23% when the imbalance ratio $\rho = 0.01$. We also demonstrate that our algorithm consistently outperforms the previous state-of-the-art methods.

More detailed evaluations on other datasets can be seen in Table 1. We report the top-1 accuracy on four datasets under various imbalanced settings. As shown in Table 1, our method demonstrates significant improvements over the standard training, even on larger datasets CIFAR100 with 100 classes. Similarly, our method achieves significant improve-

Table 3.

Steps	1	3	5	7	9
Ours($\rho=100$)	74.11	80.23	77.81	76.74	70.15
Ours($\rho=50$)	76.98	81.85	79.48	79.01	75.41
Ours($\rho=10$)	86.57	87.86	86.48	86.16	85.14

ments in accuracy by 2% for the complex dataset CIFAR100. It is also worth mentioning that when the training data becomes increasingly unbalanced, our method is becoming increasingly effective. We would like to argue that this is reasonable. As the more imbalanced data can result in a more biased decision boundary, which is exactly what our method attempts to tackle.

Furthermore, we present the test accuracy on each classes of SVHN and CIFAR10 in Figure 4. Obviously, we find that our method can significantly increase the accuracy of minority classes while only sacrificing little accuracy on majority classes. A T-sne visualization of the standard training and our method can be seen in Figure 6, which indicates that training with GAEs can produce a more accurate decision boundary.

4.3. Ablation study

Our ablation study begins by investigating the contribution of the number of steps introduced in our method to generate GAEs. We vary the steps $k = \{1, 3, 5, 7, 9\}$ and report the corresponding top-1 accuracy on imbalanced CIFAR10 dataset in Table 3. Clearly, the number of steps required to generate GAEs directly impacts the results of model training. A small $k = 1$ will slightly correct the classification boundary with a few GAEs. When a large value of k is used (e.g. $k=9$), our method can generate too many adversarial examples, resulting in an over-correction of the decision boundary, which reduces the performance of the model. We also report the number of GAEs during training for different number of steps as an additional support for our method. In Figure ??, we see that a large k can lead to more GAEs and during training the number of GAEs will decrease. The explanation for this phenomenon is that the decision boundary is constantly being adjusted, and thus the number of effective GAEs is declining.

5. CONCLUSIONS

In this work, we have proposed a novel method for training on label skewed datasets. First, we explore the decision boundary of the model trained on the long-tailed datasets and the relationship between the decision boundary and adversarial examples. Second, we take advantage of adversarial examples to locate and optimize the decision boundary of the model pretrained with cross entropy loss. The superior efficacy of our method is demonstrated on several datasets.

6. REFERENCES

- [1] Ziwei Liu, Zhongqi Miao, Xiaohang Zhan, Jiayun Wang, Boqing Gong, and Stella X Yu, “Large-scale long-tailed recognition in an open world,” in *Proceedings of the IEEE/CVF Conference on Computer Vision and Pattern Recognition*, 2019, pp. 2537–2546.
- [2] Yongshun Zhang, Xiu-Shen Wei, Boyan Zhou, and Jianxin Wu, “Bag of tricks for long-tailed visual recognition with deep convolutional neural networks,” in *Proceedings of the AAAI Conference on Artificial Intelligence*, 2021, vol. 35, pp. 3447–3455.
- [3] Kaidi Cao, Colin Wei, Adrien Gaidon, Nikos Arechiga, and Tengyu Ma, “Learning imbalanced datasets with label-distribution-aware margin loss,” *arXiv preprint arXiv:1906.07413*, 2019.
- [4] Ian J Goodfellow, Jonathon Shlens, and Christian Szegedy, “Explaining and harnessing adversarial examples,” *arXiv preprint arXiv:1412.6572*, 2014.
- [5] Hadi Salman, Greg Yang, Jungshian Li, Pengchuan Zhang, Huan Zhang, Ilya P. Razenshteyn, and Sébastien Bubeck, “Provably robust deep learning via adversarially trained smoothed classifiers,” in *NeurIPS*, 2019.
- [6] Ali Shafahi, Mahyar Najibi, Amin Ghiasi, Zheng Xu, John P. Dickerson, Christoph Studer, Larry S. Davis, Gavin Taylor, and Tom Goldstein, “Adversarial training for free!,” in *NeurIPS*, 2019.
- [7] Hongyang Zhang, Yaodong Yu, Jiantao Jiao, Eric P. Xing, Laurent El Ghaoui, and Michael I. Jordan, “Theoretically principled trade-off between robustness and accuracy,” 2019.
- [8] Byeongho Heo, Minsik Lee, Sangdoon Yun, and Jin Young Choi, “Knowledge distillation with adversarial samples supporting decision boundary,” in *Proceedings of the AAAI Conference on Artificial Intelligence*, 2019, vol. 33, pp. 3771–3778.
- [9] Haibo He and Edwardo A Garcia, “Learning from imbalanced data,” *IEEE Transactions on knowledge and data engineering*, vol. 21, no. 9, pp. 1263–1284, 2009.
- [10] Muhammad Abdullah Jamal, Matthew Brown, Ming-Hsuan Yang, Liqiang Wang, and Boqing Gong, “Re-thinking class-balanced methods for long-tailed visual recognition from a domain adaptation perspective,” in *Proceedings of the IEEE/CVF Conference on Computer Vision and Pattern Recognition*, 2020, pp. 7610–7619.
- [11] Nitesh V Chawla, Kevin W Bowyer, Lawrence O Hall, and W Philip Kegelmeyer, “Smote: synthetic minority over-sampling technique,” *Journal of artificial intelligence research*, vol. 16, pp. 321–357, 2002.
- [12] Byungju Kim and Junmo Kim, “Adjusting decision boundary for class imbalanced learning,” *IEEE Access*, vol. 8, pp. 81674–81685, 2020.
- [13] Yin Cui, Menglin Jia, Tsung-Yi Lin, Yang Song, and Serge Belongie, “Class-balanced loss based on effective number of samples,” in *Proceedings of the IEEE/CVF conference on computer vision and pattern recognition*, 2019, pp. 9268–9277.
- [14] Bingyi Kang, Saining Xie, Marcus Rohrbach, Zhicheng Yan, Albert Gordo, Jiashi Feng, and Yannis Kalantidis, “Decoupling representation and classifier for long-tailed recognition,” *arXiv preprint arXiv:1910.09217*, 2019.
- [15] Christian Szegedy, Wojciech Zaremba, Ilya Sutskever, Joan Bruna, Dumitru Erhan, Ian Goodfellow, and Rob Fergus, “Intriguing properties of neural networks,” *arXiv preprint arXiv:1312.6199*, 2013.
- [16] Aleksander Madry, Aleksandar Makelov, Ludwig Schmidt, Dimitris Tsipras, and Adrian Vladu, “Towards deep learning models resistant to adversarial attacks,” *arXiv preprint arXiv:1706.06083*, 2017.