

# How to avoid uncompetitive games? The importance of tie-breaking rules

László Csató\*

Institute for Computer Science and Control (SZTAKI)  
Eötvös Loránd Research Network (ELKH)  
Laboratory on Engineering and Management Intelligence  
Research Group of Operations Research and Decision Systems

Corvinus University of Budapest (BCE)  
Department of Operations Research and Actuarial Sciences

Budapest, Hungary

31st January 2022

Freilich kann man fordern, daß dies sowenig als möglich sei, aber nur in Beziehung auf den einzelnen Fall: nämlich, sowenig als in diesem einzelnen Fall möglich, nicht aber, daß man den Fall, wobei die Ungewißheit am geringsten ist, immer vorziehen müßte; das wäre ein ungeheurer Verstoß, wie das aus allen unseren theoretischen Ansichten hervorgehen wird. Es gibt Fälle, wo das höchste Wagen die höchste Weisheit ist.<sup>1</sup>

(Carl von Clausewitz: *Vom Kriege*)

## Abstract

In a round-robin tournament, if the final position of a team is already secured independently of the outcomes of the remaining games, it might play with little enthusiasm. This is detrimental to attendance and can inspire collusion and match-fixing. We demonstrate that tie-breaking rules might affect the occurrence of such a situation. Its probability is quantified via simulations for the four groups of the 2022/23 UEFA Nations League A, each of them being a home-away round-robin with four teams and 12 matches. The competitiveness of the last two games can be promoted by preferring goal difference over head-to-head results: the priority of goal difference reduces the chance of a fixed position in the group ranking by at least two and usually five percentage points. Our findings provide important lessons on how to design ranking systems.

*Keywords:* OR in sports; football; ranking rules; simulation; tournament design

*MSC class:* 62F07, 90-10, 90B90

*JEL classification number:* C44, C63, Z20

---

\* E-mail: [laszlo.csato@sztaki.hu](mailto:laszlo.csato@sztaki.hu)

<sup>1</sup> “Whatever is wanting in certainty must always be left to fate, or chance, call it which you will. We may demand that what is so left should be as little as possible, but only in relation to the particular case—that is, as little as is possible in this one case, but not that the case in which the least is left to chance is always to be preferred. That would be an enormous error, as follows from all our theoretical views. There are cases in which the greatest daring is the greatest wisdom.” (Source: Carl von Clausewitz: *On War*, Book 2, Chapter 5 [Criticism]. Translated by Colonel James John Graham, London, N. Trübner, 1873. <http://clausewitz.com/readings/OnWar1873/TOC.htm>)

# 1 Introduction

“*Designing an optimal contest is both a matter of significant financial concern for the organizers, participating individuals, and teams, and a matter of consuming personal interest for millions of fans*” (Szymanski, 2003, p. 1137). One of the most important responsibilities of the administrators is to set the right incentives for the contestants (Kendall and Lenten, 2017; Lenten and Kendall, 2021). It is widely acknowledged that Operational Research (OR) can contribute to tournament design by analysing the effects of policy changes and making proposals to improve the rules (Wright, 2009, 2014; Csató, 2021c).

There exist two fundamental tournament formats (Scarf et al., 2009). The *knockout competition* consists of rounds. In each round, the winners progress to the next round and the losers are eliminated. The contest is won by the winner of the final round. Therefore, incentive compatibility is usually not threatened because the players need to win to avoid elimination. Nevertheless, several issues remain to be studied by OR, including draw constraints (Csató, 2021a), fairness (Arlegi and Dimitrov, 2020; Arlegi, 2021), and seeding regimes (Horen and Riezman, 1985; Groh et al., 2012; Dagaev and Suzdaltsev, 2018).

In a *round-robin competition*, each competitor plays against all the others and earns points according to its number of wins (and possibly draws). Since the contestants do not face elimination due to losses, they may benefit from losing a game. For example, being ranked second might lead to playing against a preferred competitor in the next round of the tournament (Guyon, 2021; Pauly, 2014; Vong, 2017). In certain settings, a team can be strictly better off by losing—not only in expected terms—because qualification is allowed from multiple tournaments (Csató, 2018, 2019, 2020c,d; Dagaev and Sonin, 2018), teams playing in different round-robin groups are compared (Csató, 2020a), or an exogenous ranking of the teams provides a secondary way to qualify (Csató, 2022a; Haugen and Krumer, 2021).

However, the last games of a round-robin tournament may be played with little enthusiasm even if the rules are well designed and a high-ranking position is adequately rewarded since the final position of a team can already be secured, independently of the results of the remaining matches. A scenario in which the opposing teams do not play competitively is detrimental to the integrity of sport and may lead to collusion and match-fixing opportunities. Hence, a tournament can be called more *fair* if the probability of reaching such a situation is lower.

It is worth emphasising that similar scenarios should always be avoided, whether the match is actually fixed or not. A team might play with full effort despite the game being stakeless from its perspective, but a mere suspicion of coordination is still against the spirit of sports. Consequently, all stakeholders, especially fans, may blame the organisers for choosing a design that does not promote competitiveness to the extent possible.

In particular, the present paper will study the role of tie-breaking rules with respect to the probability that the final position of a team is already known when some matches remain to be played. The often ignored ranking criteria may influence the stakes of a game according to the following illustration.

**Example 1.** Table 1 shows the standing of Group 3 in the 2020/21 UEFA Nations League A after five rounds, with the matches Croatia vs. Portugal and France vs. Sweden still to be played. If two or more teams in the group are equal on points on completion, higher number of points obtained in the matches played among the teams in question decide their position (UEFA, 2020, Article 15.01). As the result of France vs. Portugal has been

Table 1: Ranking in Group 3 of the 2020/21 UEFA Nations League A before the last matchday

Pos	Team	W	D	L	GF	GA	GD	Pts
1	France	4	1	0	8	3	+5	<b>13</b>
2	Portugal	3	1	1	9	2	+7	<b>10</b>
3	Croatia	1	0	4	7	13	-6	<b>3</b>
4	Sweden	1	0	4	3	9	-6	<b>3</b>

Pos = Position; W = Won; D = Drawn; L = Lost; GF = Goals for; GA = Goals against; GD = Goal difference; Pts = Points. All teams have played five matches.

0-0, the result of Portugal vs. France has been 0-1, and France leads by three points over Portugal, France is guaranteed to win the group and Portugal to be the runner-up. Consequently, there is one team in each of the two matches played in the sixth round whose position cannot change.

On the other hand, if tie-breaking would have been based on goal difference instead of head-to-head results, Portugal could have hoped to be the first with defeating Croatia.

Example 1 uncovers that the choice of tie-breaking rules can affect the competitiveness of the matches played at the end of the contest. The previous literature has concentrated primarily on the connection between the schedule (the order) of the games and match-fixing opportunities in round-robin tournaments. Inspired by the structure of the 2026 FIFA World Cup, Guyon (2020) examines the risk of collusion in a group of three. Risk of collusion emerges when the two teams playing the only match in the last round can qualify at the expense of the third team. The probability of this scenario is quantified and the schedule minimising its occurrence is identified. Stronka (2020) investigates “temptation to lose” in a group of four with the top two teams qualifying, which results from the desire to play against a weaker opponent in the first round of the subsequent knockout phase. Three pair matching methods are analysed and compared via simulations. Besides changing the pairing algorithm, the schedule also plays a role in decreasing the threat of “temptation to lose”. Chater et al. (2021) classify the games played in the last round of the FIFA World Cup into three categories: competitive (neither team is indifferent and they want to achieve incompatible goals), collusive (the targets of the teams are compatible and neither is indifferent), and stakeless (at least one team is completely indifferent between winning, drawing, or losing). The choice of games played in the last round is found to be crucial for making them more exciting to watch.

The study of tie-breaking rules remains more limited. Berker (2014) evaluates the occurrence rates of *heteronomous relative ranking*—when the relative ranking of two teams depends on the outcome of a match in which neither of them was involved—under the two main tie-breaking principles, goal difference and head-to-head results, which are usually applied by the Fédération Internationale de Football Association (FIFA) and the Union of European Football Associations (UEFA), respectively. Head-to-head records exhibit significantly more often this counterintuitive side effect. According to the arguments of Pakaslahti (2019) on philosophical grounds, tie-breaking in round-robin contests should give more importance to overall goal difference than to head-to-head results. Csató (2021c, Chapter 1.3) reveals the lack of consensus in tie-breaking criteria across the top European football leagues.

The novelty of the current research resides in the analysis of tie-breaking rules used in

round-robin tournaments from an innovative perspective, namely, the collusion opportunities created in the matches played in the last round(s). Our main contributions can be summarised as follows:

- The role of tie-breaking criteria in promoting competitiveness is explored;
- A simple but efficient methodology is presented to identify situations that are vulnerable to match-fixing and to compute the probability of reaching them;
- The four groups of the 2022/23 UEFA Nations League A are compared with respect to the threat of stakeless games under the two basic tie-breaking principles.

In addition, it is worth noting that the tournament considered here—four teams playing in a home-away round-robin format with 12 games—is more difficult to analyse than the ones appearing in the literature as [Guyon \(2020\)](#) deals with the case of three teams playing a single round-robin with three matches, while [Stronka \(2020\)](#) and [Chater et al. \(2021\)](#) examine single round-robin with four teams and six matches. Therefore, we should account for more possible scenarios.

On the other hand, the major implication is in line with the literature: the priority of head-to-head results over goal difference may lead to unfavourable situations more often, thus goal difference is a better tie-breaking rule compared to head-to-head records. Our findings provide an essential lesson for tournament organisers on how to design ranking systems.

The paper is structured as follows. Section 2 presents the background of the simulation experiment. In particular, the 2022/23 UEFA Nations League A is outlined in Section 2.1, the simulation model is described in Section 2.2, and the two tie-breaking options are defined in Section 2.3. Section 3 contains the main results: Section 3.1 determines the set of matches for which the outcome does not affect the position of a team, while Section 3.2 investigates the 2022/23 UEFA Nations League A under the two popular tie-breaking principles. Finally, Section 4 offers concluding remarks.

## 2 Methodology

In the following, the basics of the quantitative evaluation are detailed to allow its replication.

### 2.1 The format of the 2022/23 UEFA Nations League A

The 2022/23 UEFA Nations League is the third season of the UEFA Nations League, an international association football competition contested by men’s national teams. The 55 UEFA member associations are divided into four leagues. In the top division called League A, the 16 teams play in four home-away round-robin groups of four teams each.

The composition of the groups is presented in Table 2. The four group winners advance to the 2023 UEFA Nations League Finals and have a chance to become the UEFA Nations League champions. The fourth-placed team in each group is relegated to the 2024/25 UEFA Nations League B. The seeding of the 2024/25 UEFA Nations League A is based on the results of the 2022/23 UEFA Nations League A: the group winners are drawn from Pot 1, the runners-up are drawn from Pot 2, and the third-placed teams are drawn from Pot 3. Therefore, it is reasonable to assume that a team exerts full effort if it can be ranked higher with a better result but it plays with little enthusiasm if its position in the final

Table 2: The 2022/23 UEFA Nations League A

Group 1		Group 2	
Team	Elo	Team	Elo
France	2114	Spain	2037
Denmark	1937	Portugal	1972
Croatia	1858	Switzerland	1934
Austria	1731	Czech Republic	1833
Group 3		Group 4	
Team	Elo	Team	Elo
Italy	2030	Belgium	2075
Germany	1963	Netherlands	1929
England	2032	Poland	1770
Hungary	1726	Wales	1836

The strengths of the teams are measured by their World Football Elo Ratings on 16 December 2021 (the date of the group draw), see <https://www.international-football.net/elo-ratings-table?year=2021&month=12&day=16&confed=UEFA>.

group ranking is already known. The organiser aims to avoid the latter situation to the extent possible.

## 2.2 Simulating match outcomes

Historical tournament data can provide at most limited conclusions since they represent only a single realisation of several random variables (Scarf et al., 2009). Therefore, we have chosen to use simulations, a standard methodology of analysing and comparing tournament designs (Csató, 2020b, 2021b; Dagaev and Rudyak, 2019; Lasek and Gagolewski, 2018).

In order to predict the outcomes of individual ties, the strengths of the teams should be quantified. Even though the FIFA World Ranking has been revised in 2018 (FIFA, 2018), the new formula has still some shortcomings such as the lack of home advantage and the missing adjustment for goal difference. Both factors are addressed by the World Football Elo Ratings, available at the website [eloratings.net](http://eloratings.net), which has been widely used in scientific research (Cea et al., 2020; Gásquez and Royuela, 2016; Hvattum and Arntzen, 2010; Lasek et al., 2013, 2016). The Elo ratings of the teams participating in the 2022/23 UEFA Nations League A are shown—on the day of the group draw—in Table 2.

In a given match, the numbers of goals scored by the two teams need to be specified. For this purpose, the traditional Poisson model is used (Maher, 1982; Ley et al., 2019; Van Eetvelde and Ley, 2019). In particular, the probability that team  $i$  scores  $k$  goals against team  $j$  is

$$P_{ij}(k) = \frac{\left(\lambda_{ij}^{(f)}\right)^k \exp\left(-\lambda_{ij}^{(f)}\right)}{k!}, \quad (1)$$

where  $\lambda_{ij}^{(f)}$  is the expected number of goals scored by team  $i$  against team  $j$  if the match is played on field  $f$ , which is either home ( $f = h$ ) or away ( $f = a$ ).

The official formula of the World Football Elo Ratings provides win expectancy as

follows:

$$W_{ij} = \frac{1}{1 + 10^{-(E_i+100-E_j)/400}},$$

with  $E_i$  and  $E_j$  being the Elo ratings of teams  $i$  and  $j$ , respectively. Note that home advantage is fixed at 100 points.

[Football rankings \(2020\)](#) has estimated the parameter  $\lambda_{ij}^{(f)}$  by a quartic polynomial of the win expectancy  $W_{ij}$  using a least squares regression with a regime change based on more than 29 thousand matches played by national football teams. The expected number of goals for the home team  $i$  equals

$$\lambda_{ij}^{(h)} = \begin{cases} -5.42301 \cdot W_{ij}^4 + 15.49728 \cdot W_{ij}^3 \\ -12.6499 \cdot W_{ij}^2 + 5.36198 \cdot W_{ij} + 0.22862 & \text{if } W_{ij} \leq 0.9 \\ 231098.16153 \cdot (W_{ij} - 0.9)^4 - 30953.10199 \cdot (W_{ij} - 0.9)^3 \\ +1347.51495 \cdot (W_{ij} - 0.9)^2 - 1.63074 \cdot (W_{ij} - 0.9) + 2.54747 & \text{if } W_{ij} > 0.9, \end{cases} \quad (2)$$

and the average number of goals for the away team  $j$  is

$$\lambda_{ij}^{(a)} = \begin{cases} 90173.57949 \cdot (W_{ij} - 0.1)^4 + 10064.38612 \cdot (W_{ij} - 0.1)^3 \\ +218.6628 \cdot (W_{ij} - 0.1)^2 - 11.06198 \cdot (W_{ij} - 0.1) + 2.28291 & \text{if } W_{ij} < 0.1 \\ -1.25010 \cdot W_{ij}^4 - 1.99984 \cdot W_{ij}^3 \\ +6.54946 \cdot W_{ij}^2 - 5.83979 \cdot W_{ij} + 2.80352 & \text{if } W_{ij} \geq 0.1. \end{cases} \quad (3)$$

This model has recently been adopted to compute the probability of qualification for the 2018 FIFA World Cup ([Csató, 2022b](#)) and to quantify the incentive incompatibility of the European Qualifiers for the 2022 FIFA World Cup ([Csató, 2022a](#)).

## 2.3 Alternative ranking rules

If two or more teams in the same group collect the same number of points, their order should be decided by tie-breaking rules. There are two basic concepts for this purpose: *head-to-head records* and *goal difference*. UEFA usually gives priority to head-to-head results, which also holds for the 2022/23 UEFA Nations League ([UEFA, 2021](#), Article 15).

In our model, the *UEFA rule* is defined as follows. The ranking of teams with the same number of points is determined according to the criteria below:

- a) higher number of points obtained in the group matches played among the teams in question;
- b) superior goal difference from the group matches played among the teams in question;
- c) higher number of goals scored in the group matches played among the teams in question;
- d) if, after having applied criteria a) to c), teams still have an equal ranking, criteria a) to c) are reapplied exclusively to the matches between the remaining teams to determine their final rankings. If this procedure does not lead to a decision, criteria e) to g) apply in the order given to the two or more teams still equal;



- e) superior goal difference in all group matches;
- f) higher number of goals scored in all group matches;
- g) drawing of lots.

To summarise, first head-to-head records (if necessary, in a recursive manner), then overall goal difference and the number of goals scored are used to break the ties.

On the other hand, FIFA gives priority to goal difference, see, for instance, the rules of the 2022 FIFA World Cup qualification tournaments (FIFA, 2021, Article 20.6). Therefore, the *FIFA rule* is defined as follows. To determine the ranking of teams with the same number of points, the criteria below are applied:

- a) superior goal difference in all group matches;
- b) higher number of goals scored in all group matches;
- c) higher number of points obtained in the group matches played among the teams in question;
- d) superior goal difference from the group matches played among the teams in question;
- e) higher number of goals scored in the group matches played among the teams in question;
- f) drawing of lots.

This tie-breaking rule is based on overall goal difference and the number of goals scored, followed by head-to-head records (without recursion since FIFA does not apply it).

The FIFA and UEFA ranking rules differ in the order of the tie-breaking criteria. It will turn out that the seemingly irrelevant choice has non-negligible sporting effects.

### 3 The comparison of tie-breaking options

This section identifies the situations where the position of a team is already secured in the final group ranking and estimates their probabilities of occurrence for the 2022/23 UEFA Nations League A.

#### 3.1 The metric: the probability of having a fixed position before all matches are played

As has been discussed in the Introduction, sometimes the position of a team cannot change when some matches are still to be played. Furthermore, its position can be fixed only under the UEFA rule, while this is not the case when the FIFA rule is used to break the ties.

In a home-away round-robin group with four teams, each team plays six matches. Therefore, the first point where the position of a team can already be secure is before Round 5. Then the group winner is fixed according to the FIFA rule if it has at least seven points more than the runner-up. Furthermore, a team will certainly be the group winner under the UEFA ranking rule if

Table 3: Matches in the last two rounds of the 2022/23 UEFA Nations League A

Group 1			Group 2		
Round	Home team	Away team	Round	Home team	Away team
5	France	Austria	5	Spain	Switzerland
5	Croatia	Denmark	5	Czech Republic	Portugal
6	Denmark	France	6	Portugal	Spain
6	Austria	Croatia	6	Switzerland	Czech Republic

Group 3			Group 4		
Round	Home team	Away team	Round	Home team	Away team
5	Italy	England	5	Belgium	Wales
5	Germany	Hungary	5	Poland	Netherlands
6	Hungary	Italy	6	Netherlands	Belgium
6	England	Germany	6	Wales	Poland

- it has six points more than the runner-up;
- it has at least seven points more than the third-placed team;
- it has played two matches against the runner-up.

The last team cannot be fixed under the FIFA rule after four rounds are played. However, a team cannot be ranked higher than fourth by the UEFA rule if

- it has six points less than the third-placed team;
- it has at least seven points less than the runner-up;
- it has played two matches against the third-placed team.

Before Round 6, the possible cases are cumbersome to be defined by analogous criteria. But they can be found by investigating what would be the group ranking under the FIFA and UEFA ranking rules in all extreme cases. Therefore, the results of the two remaining matches are assumed to be: (a) M-0, M-0; (b) M-0, 0-M; (c) 0-M, M-0; and (d) 0-M, 0-M with M being a high number. For our purpose, the interesting scenarios are when the position of a team is secure according to the FIFA/UEFA rules, that is, it is the same for all outcomes (a) to (d).

Finally, it is also interesting to know whether a team whose position is fixed only by the UEFA rule obtains the same place under the FIFA rule in the final ranking or not. This can be checked by simulating all group matches.

Obviously, the schedule of the group matches influences the calculations. The last two rounds of matches in the 2022/23 UEFA Nations League A, played in September 2022, are presented in Table 3.

### 3.2 Computational results

Figure 1 plots the probability that the position of a team is secured after four rounds in the 2022/23 UEFA Nations League A. The group winner is known with a chance of more than 3% under the UEFA rule, but this value is decreased by at least 50 basis points



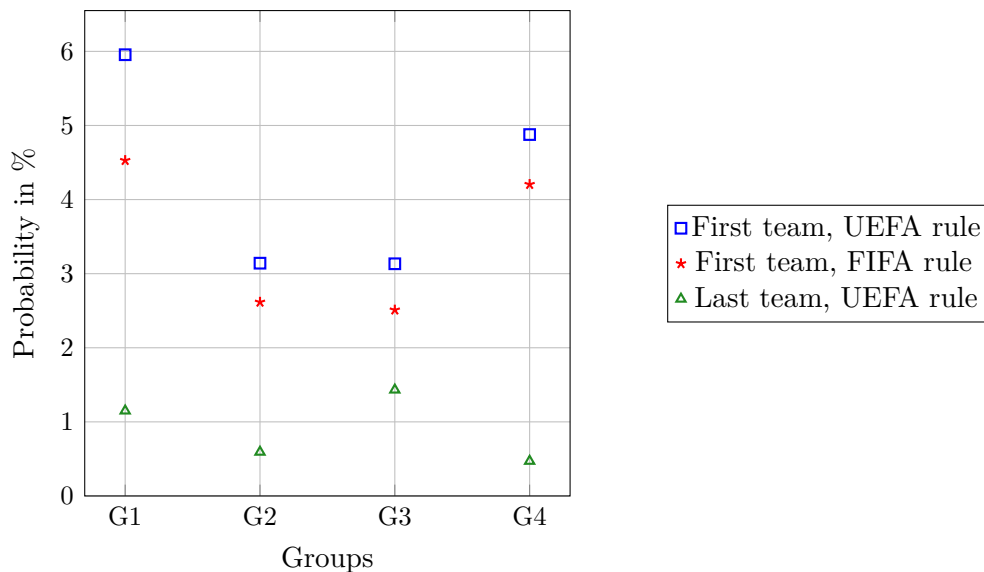


Figure 1: The probability of an already secured position before Round 5

(0.5%) under the FIFA rule. The first team will be fixed with the highest probability in Groups 1 and 4, where the difference between the strengths of the best and the second best teams is the highest (see Table 2). The fourth-placed team can be known only if the UEFA rule is used, the corresponding probability always exceeds 0.4% and can be close to 1.5% in Group 3, which contains one weak team, Hungary.

One might argue that the difference between the UEFA and FIFA ranking rules is overwhelmingly theoretical as a team whose position is known by the UEFA rules will be the first (fourth) at the end even if the FIFA rule is followed. Therefore, we have calculated the associated conditional probabilities that the final position is different under the FIFA rule if it is already known after four rounds under the UEFA rule. These are ranged between 0.18% (Group 1) and 0.54% (Group 2) for the group winner, and between 0.15% (Group 3) and 0.41% (Group 2) for the team to be relegated. Consequently, the advantage of the FIFA regulation over the UEFA is moderated since there are few scenarios where a team should exert full effort on its last two matches only due to the priority given to goal difference.

Figure 2 continues the analysis with the situation after five rounds when any position in the ranking can be fixed under any of the two rules. Unsurprisingly, this has the highest probability for the group winner and the fourth-placed team. These values almost always exceed 20%, and their pattern closely follows Figure 1: the first team is secured with the highest chance in Groups 1 and 4, while the last team is known most often in Group 3. On the other hand, the runner-up and the third-placed team are known only with a probability of about 15–20%, which is reduced by at least 3.7 and at most 6.2 percentage points according to the FIFA rule.

As Figure 3 shows, a team whose position is already secured under the UEFA rule can lose its rank if the FIFA rule is used with a chance of more than 2%. These conditional probabilities are higher by an order of magnitude compared to the situation after four rounds, hence the teams face much more uncertainty in retaining their positions that are secured only by the UEFA rule. This is especially relevant for the two middle ranks, where another team can appear with a probability of about 5% in the final group ranking.

To summarise, preferring goal difference to head-to-head results in tie-breaking is bene-

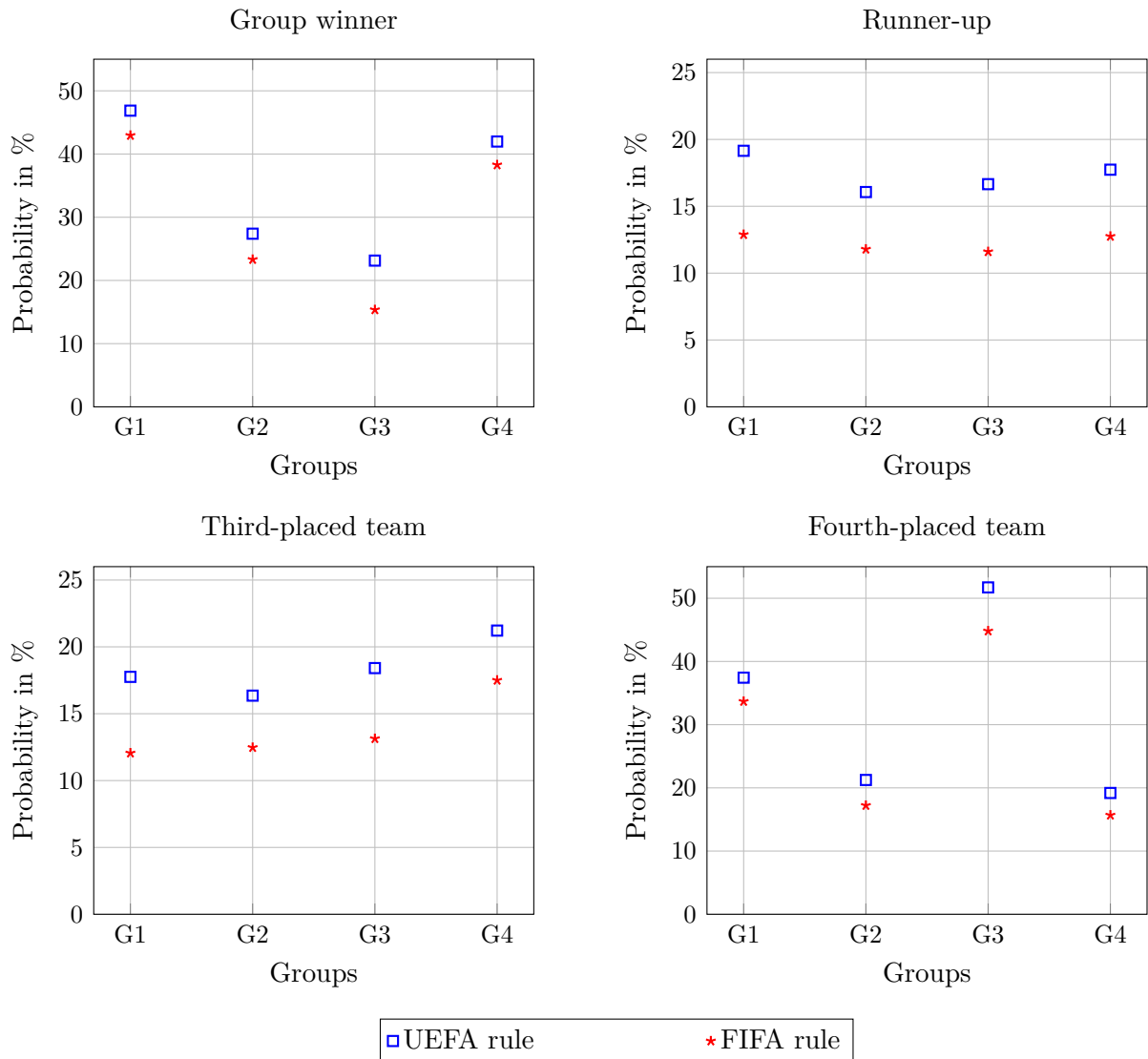


Figure 2: The probability of an already secured position before Round 6

ficial for the excitement of the games. While the difference can perhaps be neglected after four rounds in a home-away round-robin tournament with four teams, the competitiveness of the last two matches is clearly increased by the FIFA rule. The effect is the strongest for the two middle teams since (1) the probability that the team is guaranteed to finish in one of these positions under the UEFA rule but not under the FIFA rule is the highest; and (2) the probability that the team in one of these positions is known under the UEFA rule but it loses its position under the FIFA rule when all group matches are played is the highest. Although the reward of the runner-up compared to the third-placed team is relatively small in the 2022/23 UEFA Nations League A, it is much higher in many tournaments such as the FIFA World Cup or the UEFA Champions League, where the first two teams from each group advance to the knockout stage.

## 4 Conclusions

This paper has analysed tie-breaking criteria in round-robin tournaments from a novel perspective, focusing on their implications for the competitiveness of the games played in

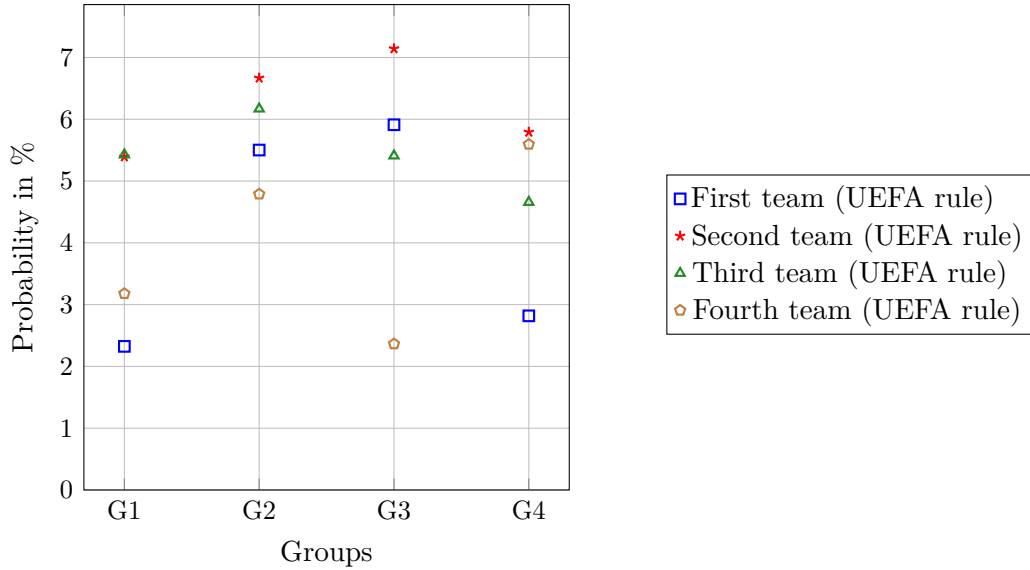


Figure 3: The probability of finishing in a different position under the FIFA rule when the position is already secured under the UEFA rule before Round 5

the last round(s). A real world example has revealed that a team could be guaranteed to win the tournament if head-to-head results are considered over goal difference but not if the latter indicator is preferred. According to simulations based on the 2022/23 UEFA Nations League A, the difference between the two basic tie-breaking principles—used by the FIFA and UEFA, among others—is non-negligible. The priority of head-to-head results makes the position of the middle teams less uncertain, thus it can be detrimental to attendance especially if the first two teams qualify from a group of four, which is the case in several prominent tournaments. Based on the calculations above, it is hard to argue for favouring head-to-head results over goal difference to break the ties.

Our finding yields an important lesson for tournament organisers by highlighting that the seemingly innocent order of tie-breaking criteria may have fundamental sporting effects. While previous studies have already been uncovered the attractiveness of giving priority to goal difference instead of head-to-head results, as well as the crucial role of scheduling to avoid match-fixing opportunities, the latter issue has been verified here to be an essential aspect when creating ranking systems. Tie-breaking rules are worth getting more attention in the economic design of sporting contests.

## Acknowledgements

This paper could not have been written without *my father* (also called *László Csató*), who has primarily coded the simulations in Python.

We are indebted to the [Wikipedia community](#) for summarising important details of the sports competition discussed in the paper.

The research was supported by the MTA Premium Postdoctoral Research Program grant PPD2019-9/2019.

## References

- Arlegi, R. (2021). How can an elimination tournament favor a weaker player? *International Transactions in Operational Research*, in press. DOI: [10.1111/itor.12955](https://doi.org/10.1111/itor.12955).
- Arlegi, R. and Dimitrov, D. (2020). Fair elimination-type competitions. *European Journal of Operational Research*, 287(2):528–535.
- Berker, Y. (2014). Tie-breaking in round-robin soccer tournaments and its influence on the autonomy of relative rankings: UEFA vs. FIFA regulations. *European Sport Management Quarterly*, 14(2):194–210.
- Cea, S., Durán, G., Guajardo, M., Sauré, D., Siebert, J., and Zamorano, G. (2020). An analytics approach to the FIFA ranking procedure and the World Cup final draw. *Annals of Operations Research*, 286(1-2):119–146.
- Chater, M., Arrondel, L., Gayant, J.-P., and Laslier, J.-F. (2021). Fixing match-fixing: Optimal schedules to promote competitiveness. *European Journal of Operational Research*, 294(2):673–683.
- Csató, L. (2018). Was Zidane honest or well-informed? How UEFA barely avoided a serious scandal. *Economics Bulletin*, 38(1):152–158.
- Csató, L. (2019). UEFA Champions League entry has not satisfied strategyproofness in three seasons. *Journal of Sports Economics*, 20(7):975–981.
- Csató, L. (2020a). The incentive (in)compatibility of group-based qualification systems. *International Journal of General Systems*, 49(4):374–399.
- Csató, L. (2020b). Optimal tournament design: Lessons from the men’s handball Champions League. *Journal of Sports Economics*, 21(8):848–868.
- Csató, L. (2020c). The UEFA Champions League seeding is not strategy-proof since the 2015/16 season. *Annals of Operations Research*, 292(1):161–169.
- Csató, L. (2020d). When neither team wants to win: A flaw of recent UEFA qualification rules. *International Journal of Sports Science & Coaching*, 15(4):526–532.
- Csató, L. (2021a). On the consequences of draw restrictions in knockout tournaments. Manuscript. arXiv: [2110.13641](https://arxiv.org/abs/2110.13641).
- Csató, L. (2021b). A simulation comparison of tournament designs for the World Men’s Handball Championships. *International Transactions in Operational Research*, 28(5):2377–2401.
- Csató, L. (2021c). *Tournament Design: How Operations Research Can Improve Sports Rules*. Palgrave Pivots in Sports Economics. Palgrave Macmillan, Cham, Switzerland.
- Csató, L. (2022a). Quantifying incentive (in)compatibility: A case study from sports. *European Journal of Operational Research*, in press. arXiv: [2104.03067](https://arxiv.org/abs/2104.03067).
- Csató, L. (2022b). Quantifying the unfairness of the 2018 FIFA World Cup qualification. *International Journal of Sports Science & Coaching*, in press. arXiv: [2007.03412](https://arxiv.org/abs/2007.03412).

- Dagaev, D. and Rudyak, V. (2019). Seeding the UEFA Champions League participants: Evaluation of the reform. *Journal of Quantitative Analysis in Sports*, 15(2):129–140.
- Dagaev, D. and Sonin, K. (2018). Winning by losing: Incentive incompatibility in multiple qualifiers. *Journal of Sports Economics*, 19(8):1122–1146.
- Dagaev, D. and Suzdaltsev, A. (2018). Competitive intensity and quality maximizing seedings in knock-out tournaments. *Journal of Combinatorial Optimization*, 35(1):170–188.
- FIFA (2018). Revision of the FIFA / Coca-Cola World Ranking. <https://img.fifa.com/image/upload/edbm045h0udbwkqew35a.pdf>.
- FIFA (2021). *Regulations FIFA World Cup<sup>TM</sup>. Preliminary competition. Including COVID-19 Regulations*. <https://digitalhub.fifa.com/m/517ef2ad2bc3665e/original/ytkbpxyvcghx6bebesv-pdf.pdf>.
- Football rankings (2020). Simulation of scheduled football matches. 28 December. <http://www.football-rankings.info/2020/12/simulation-of-scheduled-football-matches.html>.
- Gásquez, R. and Royuela, V. (2016). The determinants of international football success: A panel data analysis of the Elo rating. *Social Science Quarterly*, 97(2):125–141.
- Groh, C., Moldovanu, B., Sela, A., and Sunde, U. (2012). Optimal seedings in elimination tournaments. *Economic Theory*, 49(1):59–80.
- Guyon, J. (2020). Risk of collusion: Will groups of 3 ruin the FIFA World Cup? *Journal of Sports Analytics*, 6(4):259–279.
- Guyon, J. (2021). “Choose your opponent”: A new knockout design for hybrid tournaments. *Journal of Sports Analytics*, in press. DOI: [10.3233/JSA-200527](https://doi.org/10.3233/JSA-200527).
- Haugen, K. K. and Krumer, A. (2021). On importance of tournament design in sports management: Evidence from the UEFA Euro 2020 qualification. In Ratten, V., editor, *Innovation and Entrepreneurship in Sport Management*, pages 22–35. Edward Elgar Publishing, New York.
- Horen, J. and Riezman, R. (1985). Comparing draws for single elimination tournaments. *Operations Research*, 33(2):249–262.
- Hvattum, L. M. and Arntzen, H. (2010). Using ELO ratings for match result prediction in association football. *International Journal of Forecasting*, 26(3):460–470.
- Kendall, G. and Lenten, L. J. A. (2017). When sports rules go awry. *European Journal of Operational Research*, 257(2):377–394.
- Lasek, J. and Gagolewski, M. (2018). The efficacy of league formats in ranking teams. *Statistical Modelling*, 18(5-6):411–435.
- Lasek, J., Szlávik, Z., and Bhulai, S. (2013). The predictive power of ranking systems in association football. *International Journal of Applied Pattern Recognition*, 1(1):27–46.

- Lasek, J., Szlávik, Z., Gagolewski, M., and Bhulai, S. (2016). How to improve a team's position in the FIFA ranking? A simulation study. *Journal of Applied Statistics*, 43(7):1349–1368.
- Lenten, L. J. A. and Kendall, G. (2021). Scholarly sports: Influence of social science academe on sports rules and policy. *Journal of the Operational Research Society*, in press. DOI: [10.1080/01605682.2021.2000896](https://doi.org/10.1080/01605682.2021.2000896).
- Ley, C., Van de Wiele, T., and Van Eetvelde, H. (2019). Ranking soccer teams on the basis of their current strength: A comparison of maximum likelihood approaches. *Statistical Modelling*, 19(1):55–73.
- Maher, M. J. (1982). Modelling association football scores. *Statistica Neerlandica*, 36(3):109–118.
- Pakaslahti, A. (2019). The use of head-to-head records for breaking ties in round-robin soccer contests. *Journal of the Philosophy of Sport*, 46(3):355–366.
- Pauly, M. (2014). Can strategizing in round-robin subtournaments be avoided? *Social Choice and Welfare*, 43(1):29–46.
- Scarf, P., Yusof, M. M., and Bilbao, M. (2009). A numerical study of designs for sporting contests. *European Journal of Operational Research*, 198(1):190–198.
- Stronka, W. (2020). Anti-tanking pair matching before an elimination phase of a two-phase tournament. *Economies*, 8(3):66.
- Szymanski, S. (2003). The economic design of sporting contests. *Journal of Economic Literature*, 41(4):1137–1187.
- UEFA (2020). *Regulations of the UEFA Nations League 2020/21*. <https://web.archive.org/web/20201116082336/https://documents.uefa.com/internal/api/webapp/documents/jJTWtpzi2KN9D8VRYz~Bpg/content>.
- UEFA (2021). *Regulations of the 2022/23 UEFA Nations League*. <https://documents.uefa.com/r/Regulations-of-the-UEFA-Nations-League-2022/23-Online>.
- Van Eetvelde, H. and Ley, C. (2019). Ranking methods in soccer. In Kenett, R. S., Longford, T. N., Piegorsch, W., and Ruggeri, F., editors, *Wiley StatsRef: Statistics Reference Online*, pages 1–9. Springer, Hoboken, New Jersey, USA.
- Vong, A. I. K. (2017). Strategic manipulation in tournament games. *Games and Economic Behavior*, 102:562–567.
- Wright, M. (2009). 50 years of OR in sport. *Journal of the Operational Research Society*, 60(Supplement 1):S161–S168.
- Wright, M. (2014). OR analysis of sporting rules – A survey. *European Journal of Operational Research*, 232(1):1–8.