

ONTOPROTEIN: PROTEIN PRETRAINING WITH GENE ONTOLOGY EMBEDDING

Ningyu Zhang^{1,2} Zhen Bi^{1,2} Xiaozhuan Liang^{1,2} Siyuan Cheng^{1,2} Haosen Hong²
Shumin Deng^{1,2} Qiang Zhang^{1,2} Jiazhang Lian² Huajun Chen^{1,2*}

¹Zhejiang University & AZFT Joint Lab for Knowledge Engine

²Hangzhou Innovation Center, Zhejiang University

{zhangningyu, bizhen.zju, liangxiao, liangxiao, 22151070}@zju.edu.cn

{231sm, 12028071, jzlian, qiang.zhang.cs, huajunsir}@zju.edu.cn

ABSTRACT

Self-supervised protein language models have proved their effectiveness in learning the proteins representations. With the increasing computational power, current protein language models pre-trained with millions of diverse sequences can advance the parameter scale from million-level to billion-level and achieve remarkable improvement. However, those prevailing approaches rarely consider incorporating knowledge graphs (KGs), which can provide rich structured knowledge facts for better protein representations. We argue that informative biology knowledge in KGs can enhance protein representation with external knowledge. In this work, we propose **OntoProtein**, the first general framework that makes use of structure in GO (Gene Ontology) into protein pre-training models. We construct a novel large-scale knowledge graph that consists of GO and its related proteins, and gene annotation texts or protein sequences describe all nodes in the graph. We propose novel contrastive learning with knowledge-aware negative sampling to jointly optimize the knowledge graph and protein embedding during pre-training. Experimental results show that OntoProtein can surpass state-of-the-art methods with pre-trained protein language models in TAPE benchmark and yield better performance compared with baselines in protein-protein interaction and protein function prediction¹.

1 INTRODUCTION

Protein science, the fundamental macromolecules governing biology and life itself, has led to remarkable advances in understanding the disease therapies and human health (Vig et al. (2021)). As a sequence of amino acids, protein can be viewed precisely as a language, indicating that they may be modeled using neural networks that have been developed for natural language processing (NLP). Recent self-supervised pre-trained protein language models (PLMs) such as ESM (Rao et al. (2021b)), ProteinBERT (Brandes et al. (2021)), ProtTrans (Elnaggar et al. (2020)) which can learn powerful protein representations, have achieved promising results in understanding the structure and functionality of the protein. Yet existing PLMs for protein representation learning generally cannot sufficiently capture the biology factual knowledge, which is crucial for many protein tasks but is usually sparse and has diverse and complex forms in sequence.

By contrast, knowledge graphs (KGs) from gene ontology² contain extensive biology structural facts, and knowledge embedding (KE) approaches (Bordes et al. (2013), Zheng et al. (2021)) can efficiently embed them into continuous vectors of entities and relations. For example, as shown in Figure 1, without knowing *PEX5* has specific biological processes and cellular components, it is challenging to recognize its interaction with other proteins. Furthermore, since *protein's shape determines its function*, it is more convenient for models to identify protein's functions with the prior knowledge of protein functions having similar shapes. Hence, considering rich knowledge can

*Corresponding author.

¹Code and datasets are available in <https://github.com/zjunlp/OntoProtein>.

²<http://geneontology.org/>

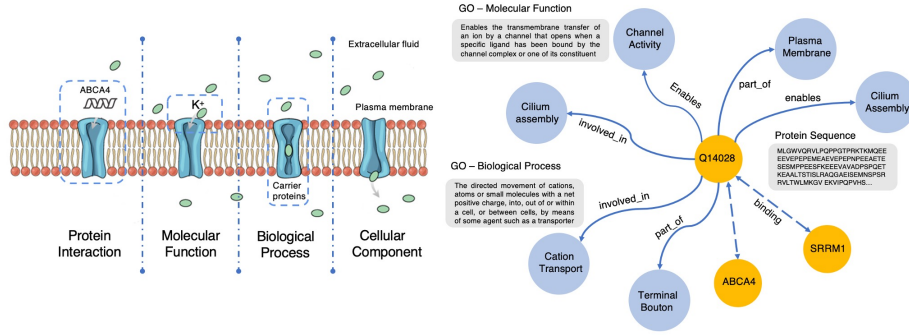


Figure 1: **Left:** A protein example with biology knowledge (molecular function, biological process and cellular component): K^+ (potassium ion) Cyclic nucleotide-gated cation channel protein. **Right:** The corresponding sub-graph regarding K^+ carrier proteins in **ProteinKG25**. **Yellow** nodes are protein sequences and **blue** nodes are GO (Gene Ontology) entities with biological descriptions.

lead to better protein representation and benefits various biology applications, e.g., protein contact prediction, protein function prediction, and protein-protein interaction prediction. However, different from knowledge-enhanced approaches in NLP (Zhang et al. (2019b), Wang et al. (2021b), Wang et al. (2021a)), protein sequence and gene ontology are two different types of data. Note that protein sequence is composed of amino acids while gene ontology is a knowledge graph with text description; thus, severe issues of structured knowledge encoding and heterogeneous information fusion remain.

In this paper, we take the first to propose protein pre-training with gene ontology embedding (**OntoProtein**), which is the first general framework to integrate external knowledge graphs into protein pre-training. We propose a hybrid encoder to represent language text and protein sequence and introduce contrastive learning with knowledge-aware negative sampling to jointly optimize the knowledge graph and the protein sequence embedding during pre-training. For the KE objective, we encode the node descriptions (go annotations) as their corresponding entity embeddings and then optimize them following vanilla KE approaches (Bordes et al. (2013)). We further leverage gene ontology of molecular function, cellular component, and biological process and introduce a knowledge-aware negative sampling method for the KE objective. For the MLM (Mask Language Modeling) objective, we follow the approach of existing protein pre-training approaches (Rao et al. (2021b)). OntoProtein has the following strengths:

(1) OntoProtein inherits the strong ability of protein understanding from PLMs with the MLM object. (2) OntoProtein can integrate biology knowledge into protein representation with the supervision from KG by the KE object. (3) OntoProtein constitutes a model-agnostic method and is readily pluggable into a wide range of protein tasks without additional inference overhead since we do not modify model architecture but add new training objectives.

For pre-training and evaluating OntoProtein, we need a knowledge graph with large-scale biology knowledge facts aligned with protein sequences. Therefore, we construct **ProteinKG25**, which contains about 612,483 entities, 4,990,097 triples, and aligned node descriptions from GO annotations. To the best of our knowledge, it is the first large-scale KG dataset to facilitate protein pre-training. We also deliver data splits for both the inductive and the transductive settings to promote future research.

To summarize, our contribution is three-fold: (1) We propose OntoProtein, the first knowledge-enhanced protein pre-training approach that brings promising improvements to a wide range of protein tasks. (2) By contrastive learning with knowledge-aware sampling to jointly optimize knowledge and protein embedding, OntoProtein shows its effectiveness in widespread downstream tasks, including protein function prediction, protein-protein interaction prediction, contact prediction, and so on. (3) We construct and release the ProteinKG25, a novel large-scale KG dataset, promoting the research on protein language pre-training. (4) We conduct extensive experiments in widespread pro-

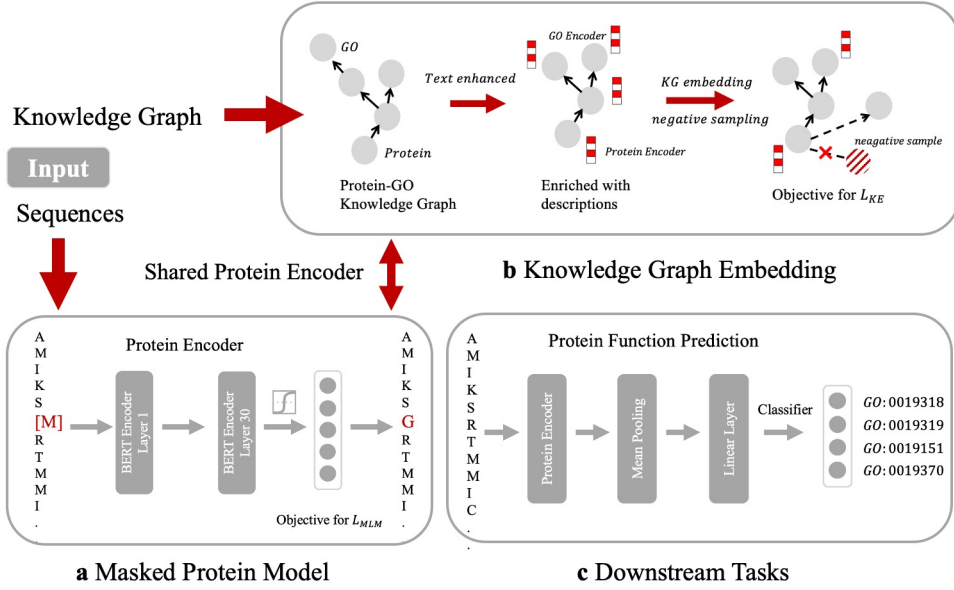


Figure 2: Overview of our proposed OntoProtein, which jointly optimize knowledge graph embedding and masked protein model (Best viewed in color.).

tein tasks, including TAPE benchmark, protein-protein interaction prediction, and protein function prediction, which demonstrate the effectiveness of our proposed approach.

2 METHODOLOGIES

We begin to introduce our approach of protein pre-training with ontology embedding (OntoProtein), as shown in Figure 2. OntoProtein incorporates external knowledge from Gene Ontology (Go) into language representations by jointly optimizing two objectives. We will first introduce the hybrid encoder, masked protein modeling, and knowledge encoder, and then we will present the details of contrastive learning with knowledge-aware negative sampling. Finally, we will illustrate the overall pre-training objects.

2.1 HYBRID ENCODER

We first introduce the hybrid encoder to represent protein and GO knowledge. For the protein encoder, we use the pre-trained ProtBert from Elnaggar et al. (2020). ProtBert is pre-trained using the BERT architecture with UniRef100 datasets. Compared to BERT Devlin et al. (2019), ProtBert encodes amino acid sequences into token level or sentence level representations, which can be used for downstream protein tasks such as contacts prediction tasks. The encoder takes a protein sequence of N tokens (x_1, \dots, x_N) as inputs, and computes contextualized amino acid representation $H_{Protein}^i$ and sequence representation $H_{Protein}$ via *mean pooling*. To bridge the gap between text and protein, we utilize affine transformation (an extra linear layer) to project those representation to the same space. We will discuss details of learning protein representation in Section Mask Protein Modeling.

For the Go encoder, we leverage BERT (Devlin et al. (2019)), a Transformer (Vaswani et al. (2017)) based text encoder for biological descriptions in Gene Ontology entities. The encoder takes a sequence of N tokens (x_1, \dots, x_N) as inputs, and computes contextualized representations $H_{GO}^i \in \mathbb{R}^{N \times d}$ through L layers of Transformer encoders. Finally, we obtain contextualized representations H_{GO} for each sequence by pooling output using $[CLS]$ token representation.

Since the relations in Gene Ontology are important for representing the knowledge of biology features, thus, we utilize a relation encoder with the random initialization, and those embeddings of relations will be optimized and updated during pre-training.

2.2 KNOWLEDGE EMBEDDING

We leverage the knowledge embedding (KE) objective to obtain representations in the pre-training process since Gene Ontology is actually a factual knowledge graph. Similar to Bordes et al. (2013), we use distributed representations to encode entities and relations. The knowledge graph here consists of lots of triples to describe relational facts. We define a triplet as (h, r, t) , where h and t are head and tail entities, r is the relation whose type usually is pre-defined in the schema³. Note that there are **two different types of nodes** e_{GO} and $e_{protein}$ in our knowledge graph. e_{GO} is denoted as nodes that exist in the gene ontology, such as molecular function or cellular component nodes, and e_{GO} can be described by annotation texts. $e_{protein}$ is the protein node that links to the gene ontology, and we also represent $e_{protein}$ with amino acids sequences. Concretely, the triplets in this knowledge graph can be divided into two groups, $triple_{e_{GO}2GO}$ and $triple_{e_{protein}2GO}$. To integrate multi-modal descriptions into the same semantic space and address the heterogeneous information fusion issue, we utilize hybrid encoders introduced in the previous Section. Note that protein encoder and GO encoder represent protein sequence and GO annotations separately.

2.3 MASKED PROTEIN MODELING

We use masked protein modeling to optimize protein representations. The masked protein modeling is similar to masked language modeling (MLM). During model pre-training, we use a 15% probability to mask each token (amino acid) and leverage a cross-entropy loss ℓ_{MLM} to estimate these masked tokens. We initialize our model with the pre-trained model of ProtBert and regard ℓ_{MLM} as one of the overall objectives of OntoProtein by jointly training KE (knowledge embedding) and MLM. Our approach is model-agnostic, and other pre-trained models can also be leveraged.

2.4 CONTRASTIVE LEARNING WITH KNOWLEDGE-AWARE NEGATIVE SAMPLING

Knowledge embedding (KE) is to learn low-dimensional representations for entities and relations, and contrastive estimation represents a scalable and effective method for inferring connectivity patterns. Note that a crucial aspect of contrastive learning approaches is the choice of corruption distribution that generates hard negative samples, which force the embedding model to learn discriminative representations and find critical characteristics of observed data. However, previous approaches either employ too simple corruption distributions, i.e., uniform, yielding easy uninformative negatives, or sophisticated adversarial distributions with challenging optimization schemes. Thus, in this paper, we propose contrastive learning with knowledge-aware negative sampling, an inexpensive negative sampling strategy that utilizes the rich GO knowledge to sample negative samples. Formally, the KE objective can be defined as:

$$\ell_{KE} = -\log \sigma(\gamma - d(h, t)) - \sum_{i=1}^n \frac{1}{n} \log \sigma(d(h'_i, t'_i) - \gamma) \quad (1)$$

(h'_i, t'_i) is the negative sample, in which head or tail entities are random sampled to construct the corrupt triples. n is the number of negative samples, σ is the sigmoid function, and γ means the margin. d is the scoring function, and we use TransE (Bordes et al. (2013)) for simplicity, where

$$d_r(h, t) = \|h + r - t\| \quad (2)$$

Specifically, we define triple sets and entity sets as T and E , all triplets are divided into two groups. If the head entity is protein node and the tail entity is GO node, we denote the triple as $T_{protein-GO}$. Similarly, if head and tail entities are both GO nodes, we denote them as T_{GO-GO} . As Gene Ontology describes the knowledge of the biological domain concerning three aspects, all entities in Gene Ontology belong to MFO (Molecular Function), CCO (Cellular Component), or BPO (Biological Process).

To avoid plain negative samples, for those T_{GO-GO} triples, we sample triples by replacing entities with the same aspect (MFO, CCO, BPO)⁴. Finally, we define the negative triple sets T' and positive

³The schema of the knowledge graph can be found in Appendix A.1

⁴For $T_{protein-GO}$ triples, it is also intuitive to replace the proteins with their homologous proteins to generate hard negative triples, and we leave this for future works.

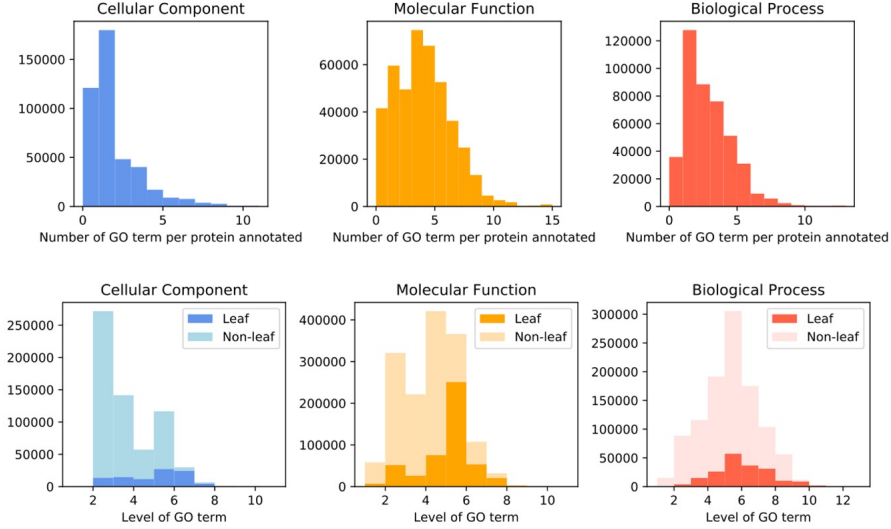


Figure 3: **Top:** Data Distribution of GO Terms. **Bottom:** Statistics of Protein-GO Term.

triple as (h, r, t) , the negative sampling process can be described as follows:

$$\begin{aligned} T'_{GO-GO(h,r,t)} &= \{(h', r, t) \mid h' \in E', h \in E'\} \cup \{(h, r, t') \mid t' \in E', t \in E'\} \\ T'_{Protein-GO(h,r,t)} &= \{(h, r, t') \mid t' \in E'\} \end{aligned} \quad (3)$$

where $E' \in \{E_{MFO}, E_{CCO}, E_{BPO}\}$, and we only replace the tail entities for $T_{Protein-GO}$ triples.

2.5 PRE-TRAINING OBJECTIVE

We adopt the mask protein modeling object and knowledge embedding objective to construct the overall object of the OntoProtein. We jointly optimize the overall object as follows:

$$\ell = \alpha \ell_{KE} + \ell_{MLM} \quad (4)$$

where α is the hyper-parameter. Our approach can be embedded into existing fine-tuning scenarios.

3 EXPERIMENT

Extensive experiments have been conducted to prove the effectiveness of our approach. In the pre-training stage, we construct a new knowledge graph dataset that consists of Gene Ontology and public annotated proteins. Our proposed model is pre-trained with this dataset and evaluated in several downstream tasks. We evaluate OntoProtein in protein function prediction, protein-protein interaction and TAPE benchmark (Rao et al. (2019)).

3.1 DATASETS

Pre-training Dataset To incorporate Gene Ontology knowledge into language models, we build a new pre-training dataset called ProteinKG25⁵, which is a large-scale KG dataset with aligned descriptions and protein sequences respectively to GO terms⁶ and proteins entities. Gene Ontology consists of a set of GO terms (or concepts) with relations that operate between them, e.g., molecular function terms describe activities that occur at the molecular level. A GO annotation is a statement

⁵<https://drive.google.com/file/d/1oVUVg44nhbgdFIxMp6Rq07HXrhIi7tsx/view>

⁶The structure of GO can be described in terms of a graph, where each GO term is a node, and the relationships between the terms are edges between the nodes.

Method	Structure			Evolutionary Homology	Engineering	
	SS-Q3	SS-Q8	Contact		Fluorescence	Stability
LSTM	0.75	0.59	0.26	0.26	0.67	0.69
TAPE Transformer	0.73	0.59	0.25	0.21	0.68	0.73
ResNet	0.75	0.58	0.25	0.17	0.21	0.73
MSA Transformer	-	0.73	0.49	-	-	-
ProtBert	0.81	0.67	0.35	0.29	0.67	0.82
OntoProtein	0.82	0.68	0.40	0.24	0.79	0.75

Table 1: Results on TAPE Benchmark. SS is a secondary structure task that evaluates in CB513. In contact prediction, we test medium- and long-range using P@L/2 metrics. In protein engineering tasks, we test fluorescence and stability prediction using spearman’s ρ metric.

about the function of a particular gene or gene product, e.g., the gene product “cytochrome c” can be described by the molecular function oxidoreductase activity. Due to the connection between Gene Ontology and Gene Annotations, we combine the two structures into a unified knowledge graph. For each GO term in Gene Ontology, we align it to its corresponding name and description and concatenate them by a colon as an entire description. For each protein in Gene annotation, we align it to the Swiss-Prot⁷, a protein knowledge database, and extract its corresponding sequence as its description. In ProteinKG25, there exists 4,990,097 triples, including 4,879,951 $T_{protein-GO}$ and 110,146 T_{GO-GO} triples. Figure 3 illustrate the statistics of our ProteinKG25. Detailed construction procedure and analysis of pre-train datasets can be found in Appendix A.1.

Downstream Task Dataset We use TAPE as the benchmark (Rao et al. (2019)) to evaluate protein representation learning. There are three types of tasks in TAPE, including structure, evolutionary, and engineering for proteins. Following Rao et al. (2021a), we select 6 representative datasets including secondary structure (SS), contact prediction to evaluate OntoProtein.

Protein-protein interactions (PPI) are physical contacts of high specificity established between two or more protein molecules; we regard PPI as a sequence classification task and use three datasets with different sizes for evaluation. STRING is built by Lv et al. (2021), which contains 15,335 proteins and 593,397 PPIs. We also use SHS27k and SHS148k, which are generated by Chen et al. (2019).

Protein function prediction aims to assign biological or biochemical roles to proteins, and we also regard this task as a sequence classification task. We build a new evaluation dataset based on our ProteinKG25 following the standard CAFA protocol (Zhou et al. (2019)). Specifically, we design two evaluation settings, the transductive setting and the inductive setting, which simulate two scenarios of gene annotation in reality. In the transductive setting, the model can generate embeddings of unseen protein entities with entity descriptions. On the contrary, for the inductive setting, those entities have occurred in the pre-training stage. The detailed construction of the dataset can be found in Appendix A.1. As shown in Figure 3, proteins are, on average, annotated by 2 terms in CCO, 4 in MFO, and 3 in BPO, indicating that protein function prediction can be viewed as a multi-label problem. Notably, we notice that leaf GO terms tend to have more specific concepts than non-leaf GO terms. Meanwhile, there exists a challenging long-tail issue for the function prediction task.

3.2 RESULTS

TAPE BENCHMARK

Baselines In TAPE, we evaluate our OntoProtein compared with five baselines. The first is the model with LSTM encoding of the input amino acid sequence, which provides a simple baseline. The second is TAPE Transformer that provides a basic transformer baseline. We further select ResNet from He et al. (2016) as a baseline. The forth is the MSA Transformer (Rao et al. (2021a)). Note that MSA Transformer takes advantage of multiple sequence alignments (MSAs) and is the

⁷<https://www.uniprot.org/>

Methods	SHS27k		SHS148k		STRING	
	BFS	DFS	BFS	DFS	BFS	DFS
DPPI	41.43	46.12	52.12	52.03	56.68	66.82
DNN-PPI	48.09	54.34	57.40	58.42	53.05	64.94
PIPR	44.48	57.80	61.83	63.98	55.65	67.45
GNN-PPI	63.81	74.72	71.37	82.67	78.37	91.07
GNN-PPI (ProtBert)	70.94	73.36	70.32	78.86	67.61	87.44
GNN-PPI (OntoProtein)	70.16	76.35	67.66	77.56	70.59	81.94

Table 2: Protein-Protein Interaction Prediction Results. Breath-First Search (BFS) and Depth-First Search (DFS) are strategies that split the training and testing PPI datasets.

Method	Transductive			Inductive		
	BPO	MFO	CCO	BPO	MFO	CCO
ProtBert	0.58	0.13	8.47	0.64	0.33	9.27
OntoProtein	0.62	0.13	8.46	0.66	0.25	8.37

Table 3: Protein Function Prediction Results on three sub-sets with two settings. BPO refers to Biological Process, MFO refers to Molecular Function, and CCO refers to Cellular Component.

current state-of-the-art approach. Finally, we use ProtBert (Elnaggar et al. (2020)) with 30 layers of BERT encoder, which is the largest pre-trained model among baselines.

Results We detail the experimental result on TAPE in Table 1. Concretely, we notice that OntoProtein yields better performance in all token level tests. For the second structure (SS-Q3 and SS-Q8) and contact prediction, OntoProtein outperforms TAPE Transformer and ProtBert, showing that it can benefit from those informative biology knowledge graphs in pre-training. Moreover, OntoProtein can achieve comparable performance with MSA transformer. Note that our proposed OntoProtein does not leverage the information from MSAs. However, with external gene ontology knowledge injection, OntoProtein can obtain promising performance. In sequence level tasks, OntoProtein demonstrates its effectiveness in fluorescence prediction. However, we observe that OntoProtein does not perform well in protein engineering, homology, and stability prediction, which are all regression tasks. We think this is due to the lack of sequence-level objectives in our pre-training object, and we leave this for future work.

PROTEIN-PROTEIN INTERACTION

Baselines We choose four representative methods as baselines for protein-protein interaction. PIPR (Chen et al. (2019)), DNN-PPI (Li et al. (2018)) and DPPI (Hashemifar et al. (2018)) are deep learning based methods. GNN-PPI (Lv et al. (2021)) is a graph neural network based method for better inter-novel-protein interaction prediction. To evaluate our OntoProtein, we replace the initial protein embedding part of GNN-PPI with ProtBERT and OntoProtein as baselines.

Results From Table 2, we observe that the performance of OntoProtein is better than PIPR, which demonstrates that external structure knowledge can be beneficial for protein-protein interaction prediction. We also notice that our method can achieve promising improvement in smaller dataset SHS2K, even outperforming GNN-PPI and GNN-PPI (ProtBert). With a larger size of datasets, OntoProtein can still obtain comparable performance to GNN-PPI and GNN-PPI (ProtBert).

PROTEIN FUNCTION PREDICTION

Baselines For simplicity, we leverage Seq2Vec (Littmann et al. (2021)) as the backbone for fair comparison and initialize embeddings with ProtBert and our OntoProtein. Note that our approach is model-agnostic, and other backbones can also be leveraged.

	$6 \leq seq < 12$			$12 \leq seq < 24$			$24 \leq seq$		
	P@L	P@L/2	P@L/5	P@L	P@L/2	P@L/5	P@L	P@L/2	P@L/5
TAPE Transformer	0.28	0.35	0.46	0.19	0.25	0.33	0.17	0.20	0.24
LSTM	0.26	0.36	0.49	0.20	0.26	0.34	0.20	0.23	0.27
ResNet	0.25	0.34	0.46	0.28	0.25	0.35	0.10	0.13	0.17
ProtBert	0.30	0.40	0.52	0.27	0.35	0.47	0.20	0.26	0.34
OntoProtein	0.37	0.46	0.57	0.32	0.40	0.50	0.24	0.31	0.39

Table 4: Ablation study of contact prediction. *seq* refers to the sequence length between amino acids. “P@K” is precision for the top *K* contacts and *L* is the length of the protein.

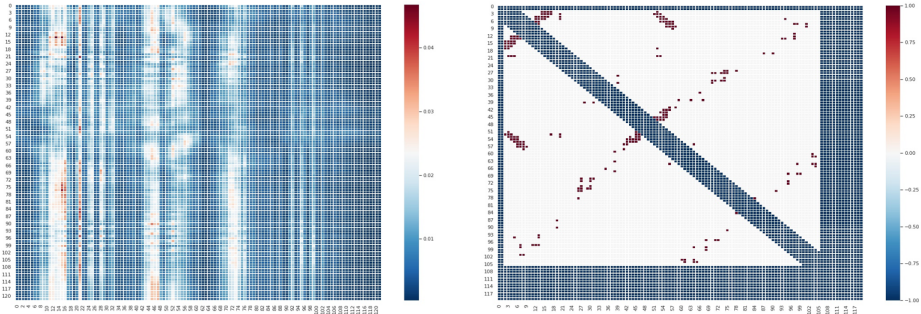


Figure 4: We randomly select a protein from the contact test dataset for visual analysis. **Left:** We visualize the 7th head in the last attention layer in OntoProtein. **Right:** It is the contact label matrix.

Results We split the test sets into three subsets (BPO, MFO, and CCO) and evaluate the performance of models separately. From Table 3, we notice that our OntoProtein can yield a 4% improvement with transductive setting and 2% advancement with inductive setting in BPO, further demonstrating the effectiveness of our proposed approach. We also observe that OntoProtein obtain comparable performance in other subsets. Note that there exists a severe long-tail issue in the dataset, and knowledge injecting may affect the representation learning for the head but weaken the tail representation, thus cause performance degradation. We leave this for future works.

3.3 ANALYSIS

Table 4 illustrates a detailed experimental analysis on the contact prediction. To further analyze the model’s performance, we conduct experiments to probe the performance of different sequences. Specifically, protein sequence lengths from short-range ($6 \leq seq < 12$) to long-range ($24 \leq seq$) are tested with three metrics (P@L, P@L/2, P@L/5). We choose several basic algorithms such as LSTM and TAPE transformer as baselines. For fairness, ProtBert is also leveraged for comparison. It can be seen that the performance of OntoProtein exceeds all other methods in all test settings, which is reasonable because the knowledge injected from Gene Ontology is beneficial. Further, we random sample a protein instance from the test dataset and analyze its attention weight of OntoProtein. We conduct visualization analysis as shown in Figure 4 to compare the contacts among amino acids with the contact label matrix.

3.4 DISCUSSION

Applying techniques from NLP to proteins opens new opportunities to extract information from proteins in a self-supervised, data-driven way. Here we show for the first time that injecting external knowledge from gene ontology can help to learn protein representation better, thus, boosting the downstream protein tasks. However, the gains in our proposed OntoProtein compared to previous pre-trained models using large-scale corpus is still relatively small. Note that the knowledge graph ProteinKG25 can only cover a small subset of all proteins, thus, limiting the advancement. We will continue to maintain the knowledge graph by adding new facts from Gene Ontology. Besides, previous studies (Liu et al. (2020); Zhang et al. (2021a)) indicate that not all external knowledge are

beneficial for downstream tasks, and it is necessary to investigate when and how to inject external knowledge into pre-trained models effectively. Finally, our proposed approach can be viewed as jointly pre-training human language and protein (the language of life). Our motivation is to crack the language of life’s code with gene knowledge injected protein pre-training. Our work is but a small step in this direction.

4 RELATED WORK

4.1 PRE-TRAINED LANGUAGE MODELS

Up to now, various efforts have been devoted to exploring large-scale PTMs, either for NLP (Peters et al. (2018); Devlin et al. (2019)), or for CV (Tan & Bansal (2019)). Fine-tuning large-scale PTMs such as ELMo (Peters et al. (2018)), GPT3 (Brown et al. (2020)), BERT (Devlin et al. (2019)), XLNet (Yang et al. (2019)) UniLM (Dong et al. (2019)) for specific AI tasks instead of learning models from scratch has also become a consensus (Han et al. (2021)). Apart from the of large scale language models for natural language processing, there has been considerable interest in developing similar models for proteins (Xiao et al. (2021); Rives et al. (2021)). Rao et al. (2021a) is the first to study protein Transformer language models, demonstrating that information about residue-residue contacts can be recovered from the learned representations by linear projections supervised with protein structures. Vig et al. (2021) performs an extensive analysis of Transformer attention, identifying correspondences to biologically relevant features, and also finds that different layers of the model are responsible for learning different features. Elnaggar et al. (2020) proposes ProtTrans, which explores the limits of up-scaling language models trained on proteins as well as protein sequence databases and compares the effects of auto-regressive and auto-encoding pre-training upon the success of the subsequent supervised training. Human-curated or domain-specific knowledge is essential for downstream tasks, which is extensively studied such as Himmelstein & Baranzini (2015), Smaili et al. (2018), Smaili et al. (2019), Hao et al. (2020), Ioannidis et al. (2020). However these pre-training methods do not explicitly consider external knowledge like our proposed OntoProtein.

4.2 KNOWLEDGE-ENHANCED LANGUAGE MODELS

Background knowledge has been considered as an indispensable part of language understanding ((Zhang et al., 2021a; Deng et al., 2021; Li et al., 2021; Zhang et al., 2019a; Yu et al., 2020; Zhu et al., 2021; Zhang et al., 2021b; Chen et al., 2021; Zhang et al., 2022b; Silvestri et al., 2021; Zhang et al., 2021c; Yao et al., 2022; Zhang et al., 2022a)), which has inspired knowledge-enhanced models including ERNIE (Tsinghua) (Zhang et al. (2019b)), ERNIE (Baidu) (Sun et al. (2019)), KnowBERT (Peters et al. (2019)), WKLM (Xiong et al. (2020)), LUKE (Yamada et al. (2020)), KEPLER (Wang et al. (2021b)), K-BERT (Liu et al. (2020)), K-Adaptor (Wang et al. (2021a)), and CoLAKE (Sun et al. (2020)). ERNIE (Zhang et al. (2019b)) injects relational knowledge into the pre-trained model BERT, which aligns entities from Wikipedia to facts in WikiData. KEPLER (Wang et al. (2021b)) jointly optimizes knowledge embedding and pre-trained language representation (KEPLER), which can not only better integrate factual knowledge into PLMs but also effectively learn KE through the abundant information in the text.

Inspired by these works, we propose OntoProtein that integrates external knowledge graphs into protein pre-training. To the best of our knowledge, we are the first to inject gene ontology knowledge into protein language models.

5 CONCLUSION AND FUTURE WORK

In this paper, we take the first step to integrating external factual knowledge from gene ontology into protein language models. We present protein pretraining with gene ontology embedding (OntoProtein), which is the first general framework to integrate external knowledge graphs into protein pre-training. Inspired by the mechanism of biology features, we design a knowledge-aware negative sampling strategy, which is simple but effective during pre-training. Experimental results on widespread protein tasks demonstrate that efficient knowledge injection helps understand and uncover the grammar of life. Besides, OntoProtein is compatible with the model parameters of lots

of pre-trained protein language models, which means that users can directly adopt the available pre-trained parameters on OntoProtein without modifying the architecture.

These positive results point to future work in (1) improving OntoProtein by injecting more informative knowledge with gene ontology selection; (2) extending this approach to sequence generating tasks for protein design.

ACKNOWLEDGMENTS

We want to express gratitude to the anonymous reviewers for their hard work and kind comments. This work is funded by NSFCU19B2027/NSFC91846204, National Key R&D Program of China (Funding No.SQ2018YFC000004), Zhejiang Provincial Natural Science Foundation of China (No. LGG22F030011), Ningbo Natural Science Foundation (2021J190), and Alibaba-Zhejiang University Joint Research Institute of Frontier Technologies.

REPRODUCIBILITY STATEMENT

Our code and datasets are all available in the <https://github.com/zjunlp/OntoProtein> for reproducibility. Hyper-parameters are provided in the Appendix A.3.

REFERENCES

- Antoine Bordes, Nicolas Usunier, Alberto García-Durán, Jason Weston, and Oksana Yakhnenko. Translating embeddings for modeling multi-relational data. In Christopher J. C. Burges, Léon Bottou, Zoubin Ghahramani, and Kilian Q. Weinberger (eds.), *Advances in Neural Information Processing Systems 26: 27th Annual Conference on Neural Information Processing Systems 2013. Proceedings of a meeting held December 5-8, 2013, Lake Tahoe, Nevada, United States*, pp. 2787–2795, 2013. URL <https://proceedings.neurips.cc/paper/2013/hash/1cecc7a77928ca8133fa24680a88d2f9-Abstract.html>.
- Nadav Brandes, Dan Ofer, Yam Peleg, Nadav Rappoport, and Michal Linial. Proteinbert: A universal deep-learning model of protein sequence and function. *bioRxiv*, 2021.
- Tom B. Brown, Benjamin Mann, Nick Ryder, Melanie Subbiah, Jared Kaplan, Prafulla Dhariwal, Arvind Neelakantan, Pranav Shyam, Girish Sastry, Amanda Askell, Sandhini Agarwal, Ariel Herbert-Voss, Gretchen Krueger, Tom Henighan, Rewon Child, Aditya Ramesh, Daniel M. Ziegler, Jeffrey Wu, Clemens Winter, Christopher Hesse, Mark Chen, Eric Sigler, Mateusz Litwin, Scott Gray, Benjamin Chess, Jack Clark, Christopher Berner, Sam McCandlish, Alec Radford, Ilya Sutskever, and Dario Amodei. Language models are few-shot learners. In Hugo Larochelle, Marc’Aurelio Ranzato, Raia Hadsell, Maria-Florina Balcan, and Hsuan-Tien Lin (eds.), *Advances in Neural Information Processing Systems 33: Annual Conference on Neural Information Processing Systems 2020, NeurIPS 2020, December 6-12, 2020, virtual*, 2020. URL <https://proceedings.neurips.cc/paper/2020/hash/1457c0d6bfc4967418bfb8ac142f64a-Abstract.html>.
- Muhao Chen, Chelsea J.-T. Ju, Guangyu Zhou, Xuelu Chen, Tianran Zhang, Kai-Wei Chang, Carlo Zaniolo, and Wei Wang. Multifaceted protein-protein interaction prediction based on siamese residual RCNN. *Bioinform.*, 35(14):i305–i314, 2019. doi: 10.1093/bioinformatics/btz328. URL <https://doi.org/10.1093/bioinformatics/btz328>.
- Xiang Chen, Ningyu Zhang, Xin Xie, Shumin Deng, Yunzhi Yao, Chuanqi Tan, Fei Huang, Luo Si, and Huajun Chen. Knowprompt: Knowledge-aware prompt-tuning with synergistic optimization for relation extraction. *CoRR*, abs/2104.07650, 2021. URL <https://arxiv.org/abs/2104.07650>.
- Shumin Deng, Ningyu Zhang, Luoqi Li, Chen Hui, Huaixiao Tou, Mosha Chen, Fei Huang, and Huajun Chen. Ontoed: Low-resource event detection with ontology embedding. In Chengqing Zong, Fei Xia, Wenjie Li, and Roberto Navigli (eds.), *Proceedings of the 59th Annual Meeting of the Association for Computational Linguistics and the 11th International Joint Conference on*

- Natural Language Processing, ACL/IJCNLP 2021, (Volume 1: Long Papers), Virtual Event, August 1-6, 2021*, pp. 2828–2839. Association for Computational Linguistics, 2021. doi: 10.18653/v1/2021.acl-long.220. URL <https://doi.org/10.18653/v1/2021.acl-long.220>.
- Jacob Devlin, Ming-Wei Chang, Kenton Lee, and Kristina Toutanova. BERT: pre-training of deep bidirectional transformers for language understanding. In Jill Burstein, Christy Doran, and Thamar Solorio (eds.), *Proceedings of the 2019 Conference of the North American Chapter of the Association for Computational Linguistics: Human Language Technologies, NAACL-HLT 2019, Minneapolis, MN, USA, June 2-7, 2019, Volume 1 (Long and Short Papers)*, pp. 4171–4186. Association for Computational Linguistics, 2019. doi: 10.18653/v1/n19-1423. URL <https://doi.org/10.18653/v1/n19-1423>.
- Li Dong, Nan Yang, Wenhui Wang, Furu Wei, Xiaodong Liu, Yu Wang, Jianfeng Gao, Ming Zhou, and Hsiao-Wuen Hon. Unified language model pre-training for natural language understanding and generation. In Hanna M. Wallach, Hugo Larochelle, Alina Beygelzimer, Florence d’Alché-Buc, Emily B. Fox, and Roman Garnett (eds.), *Advances in Neural Information Processing Systems 32: Annual Conference on Neural Information Processing Systems 2019, NeurIPS 2019, December 8-14, 2019, Vancouver, BC, Canada*, pp. 13042–13054, 2019. URL <https://proceedings.neurips.cc/paper/2019/hash/c20bb2d9a50d5ac1f713f8b34d9aac5a-Abstract.html>.
- Ahmed Elnaggar, Michael Heinzinger, Christian Dallago, Ghalia Rihawi, Yu Wang, Llion Jones, Tom Gibbs, Tamas Feher, Christoph Angerer, Martin Steinegger, Debsindhu Bhownmik, and Burkhard Rost. Prottrans: Towards cracking the language of life’s code through self-supervised deep learning and high performance computing. *CoRR*, abs/2007.06225, 2020. URL <https://arxiv.org/abs/2007.06225>.
- Xu Han, Zhengyan Zhang, Ning Ding, Yuxian Gu, Xiao Liu, Yuqi Huo, Jiezhong Qiu, Liang Zhang, Wentao Han, Minlie Huang, Qin Jin, Yanyan Lan, Yang Liu, Zhiyuan Liu, Zhiwu Lu, Xipeng Qiu, Ruihua Song, Jie Tang, Ji-Rong Wen, Jinhui Yuan, Wayne Xin Zhao, and Jun Zhu. Pre-trained models: Past, present and future. *CoRR*, abs/2106.07139, 2021. URL <https://arxiv.org/abs/2106.07139>.
- Junheng Hao, Chelsea J-T Ju, Muhao Chen, Yizhou Sun, Carlo Zaniolo, and Wei Wang. Bio-joie: Joint representation learning of biological knowledge bases. In *Proceedings of the 11th ACM International Conference on Bioinformatics, Computational Biology and Health Informatics*, pp. 1–10, 2020.
- Somaye Hashemifar, Behnam Neyshabur, Aly A. Khan, and Jinbo Xu. Predicting protein-protein interactions through sequence-based deep learning. *Bioinform.*, 34(17):i802–i810, 2018. doi: 10.1093/bioinformatics/bty573. URL <https://doi.org/10.1093/bioinformatics/bty573>.
- Kaiming He, Xiangyu Zhang, Shaoqing Ren, and Jian Sun. Deep residual learning for image recognition. In *2016 IEEE Conference on Computer Vision and Pattern Recognition, CVPR 2016, Las Vegas, NV, USA, June 27-30, 2016*, pp. 770–778. IEEE Computer Society, 2016. doi: 10.1109/CVPR.2016.90. URL <https://doi.org/10.1109/CVPR.2016.90>.
- Daniel S Himmelstein and Sergio E Baranzini. Heterogeneous network edge prediction: a data integration approach to prioritize disease-associated genes. *PLoS computational biology*, 11(7): e1004259, 2015.
- Vassilis N Ioannidis, Xiang Song, Saurav Manchanda, Mufei Li, Xiaoqin Pan, Da Zheng, Xia Ning, Xiangxiang Zeng, and George Karypis. Drkg-drug repurposing knowledge graph for covid-19, 2020.
- Chengxi Li, Feiyu Gao, Jiajun Bu, Lu Xu, Xiang Chen, Yu Gu, Zirui Shao, Qi Zheng, Ningyu Zhang, Yongpan Wang, and Zhi Yu. Sentiprompt: Sentiment knowledge enhanced prompt-tuning for aspect-based sentiment analysis. *CoRR*, abs/2109.08306, 2021. URL <https://arxiv.org/abs/2109.08306>.
- Hang Li, Xiu-Jun Gong, Hua Yu, and Chang Zhou. Deep neural network based predictions of protein interactions using primary sequences. *Molecules*, 23(8):1923, 2018.

- Maria Littmann, Michael Heinzinger, Christian Dallago, Tobias Olenyi, and Burkhard Rost. Embeddings from deep learning transfer go annotations beyond homology. *Scientific reports*, 11(1): 1–14, 2021.
- Weijie Liu, Peng Zhou, Zhe Zhao, Zhiruo Wang, Qi Ju, Haotang Deng, and Ping Wang. K-BERT: enabling language representation with knowledge graph. In *The Thirty-Fourth AAAI Conference on Artificial Intelligence, AAAI 2020, The Thirty-Second Innovative Applications of Artificial Intelligence Conference, IAAI 2020, The Tenth AAAI Symposium on Educational Advances in Artificial Intelligence, EAAI 2020, New York, NY, USA, February 7-12, 2020*, pp. 2901–2908. AAAI Press, 2020. URL <https://aaai.org/ojs/index.php/AAAI/article/view/5681>.
- Guofeng Lv, Zhiqiang Hu, Yanguang Bi, and Shaoting Zhang. Learning unknown from correlations: Graph neural network for inter-novel-protein interaction prediction. In Zhi-Hua Zhou (ed.), *Proceedings of the Thirtieth International Joint Conference on Artificial Intelligence, IJCAI 2021, Virtual Event / Montreal, Canada, 19-27 August 2021*, pp. 3677–3683. ijcai.org, 2021. doi: 10.24963/ijcai.2021/506. URL <https://doi.org/10.24963/ijcai.2021/506>.
- Adam Paszke, Sam Gross, Francisco Massa, Adam Lerer, James Bradbury, Gregory Chanan, Trevor Killeen, Zeming Lin, Natalia Gimelshein, Luca Antiga, Alban Desmaison, Andreas Köpf, Edward Yang, Zachary DeVito, Martin Raison, Alykhan Tejani, Sasank Chilamkurthy, Benoit Steiner, Lu Fang, Junjie Bai, and Soumith Chintala. Pytorch: An imperative style, high-performance deep learning library. In Hanna M. Wallach, Hugo Larochelle, Alina Beygelzimer, Florence d’Alché-Buc, Emily B. Fox, and Roman Garnett (eds.), *Advances in Neural Information Processing Systems 32: Annual Conference on Neural Information Processing Systems 2019, NeurIPS 2019, December 8-14, 2019, Vancouver, BC, Canada*, pp. 8024–8035, 2019. URL <https://proceedings.neurips.cc/paper/2019/hash/bdbca288fee7f92f2bfa9f7012727740-Abstract.html>.
- Matthew E. Peters, Mark Neumann, Mohit Iyyer, Matt Gardner, Christopher Clark, Kenton Lee, and Luke Zettlemoyer. Deep contextualized word representations. In Marilyn A. Walker, Heng Ji, and Amanda Stent (eds.), *Proceedings of the 2018 Conference of the North American Chapter of the Association for Computational Linguistics: Human Language Technologies, NAACL-HLT 2018, New Orleans, Louisiana, USA, June 1-6, 2018, Volume 1 (Long Papers)*, pp. 2227–2237. Association for Computational Linguistics, 2018. doi: 10.18653/v1/n18-1202. URL <https://doi.org/10.18653/v1/n18-1202>.
- Matthew E. Peters, Mark Neumann, Robert L. Logan IV, Roy Schwartz, Vidur Joshi, Sameer Singh, and Noah A. Smith. Knowledge enhanced contextual word representations. In Kentaro Inui, Jing Jiang, Vincent Ng, and Xiaojun Wan (eds.), *Proceedings of the 2019 Conference on Empirical Methods in Natural Language Processing and the 9th International Joint Conference on Natural Language Processing, EMNLP-IJCNLP 2019, Hong Kong, China, November 3-7, 2019*, pp. 43–54. Association for Computational Linguistics, 2019. doi: 10.18653/v1/D19-1005. URL <https://doi.org/10.18653/v1/D19-1005>.
- Roshan Rao, Nicholas Bhattacharya, Neil Thomas, Yan Duan, Xi Chen, John F. Canny, Pieter Abbeel, and Yun S. Song. Evaluating protein transfer learning with TAPE. In Hanna M. Wallach, Hugo Larochelle, Alina Beygelzimer, Florence d’Alché-Buc, Emily B. Fox, and Roman Garnett (eds.), *Advances in Neural Information Processing Systems 32: Annual Conference on Neural Information Processing Systems 2019, NeurIPS 2019, December 8-14, 2019, Vancouver, BC, Canada*, pp. 9686–9698, 2019. URL <https://proceedings.neurips.cc/paper/2019/hash/37f65c068b7723cd7809ee2d31d7861c-Abstract.html>.
- Roshan Rao, Jason Liu, Robert Verkuil, Joshua Meier, John F. Canny, Pieter Abbeel, Tom Sercu, and Alexander Rives. MSA transformer. In Marina Meila and Tong Zhang (eds.), *Proceedings of the 38th International Conference on Machine Learning, ICML 2021, 18-24 July 2021, Virtual Event*, volume 139 of *Proceedings of Machine Learning Research*, pp. 8844–8856. PMLR, 2021a. URL <http://proceedings.mlr.press/v139/rao21a.html>.
- Roshan Rao, Joshua Meier, Tom Sercu, Sergey Ovchinnikov, and Alexander Rives. Transformer protein language models are unsupervised structure learners. In *9th International Conference on Learning Representations, ICLR 2021, Virtual Event, Austria, May 3-7, 2021*. OpenReview.net, 2021b. URL <https://openreview.net/forum?id=fylclEgqvvd>.

- Alexander Rives, Joshua Meier, Tom Sercu, Siddharth Goyal, Zeming Lin, Jason Liu, Demi Guo, Myle Ott, C. Lawrence Zitnick, Jerry Ma, and Rob Fergus. Biological structure and function emerge from scaling unsupervised learning to 250 million protein sequences. *Proc. Natl. Acad. Sci. USA*, 118(15):e2016239118, 2021. doi: 10.1073/pnas.2016239118. URL <https://doi.org/10.1073/pnas.2016239118>.
- Mattia Silvestri, Michele Lombardi, and Michela Milano. Injecting domain knowledge in neural networks: A controlled experiment on a constrained problem. In Peter J. Stuckey (ed.), *Integration of Constraint Programming, Artificial Intelligence, and Operations Research - 18th International Conference, CPAIOR 2021, Vienna, Austria, July 5-8, 2021, Proceedings*, volume 12735 of *Lecture Notes in Computer Science*, pp. 266–282. Springer, 2021. doi: 10.1007/978-3-030-78230-6_17. URL https://doi.org/10.1007/978-3-030-78230-6_17.
- Fatima Zohra Smaili, Xin Gao, and Robert Hoehndorf. Onto2vec: joint vector-based representation of biological entities and their ontology-based annotations. *Bioinformatics*, 34(13):i52–i60, 2018.
- Fatima Zohra Smaili, Xin Gao, and Robert Hoehndorf. Opa2vec: combining formal and informal content of biomedical ontologies to improve similarity-based prediction. *Bioinformatics*, 35(12): 2133–2140, 2019.
- Tianxiang Sun, Yunfan Shao, Xipeng Qiu, Qipeng Guo, Yaru Hu, Xuanjing Huang, and Zheng Zhang. Colake: Contextualized language and knowledge embedding. In Donia Scott, Núria Bel, and Chengqing Zong (eds.), *Proceedings of the 28th International Conference on Computational Linguistics, COLING 2020, Barcelona, Spain (Online), December 8-13, 2020*, pp. 3660–3670. International Committee on Computational Linguistics, 2020. doi: 10.18653/v1/2020.coling-main.327. URL <https://doi.org/10.18653/v1/2020.coling-main.327>.
- Yu Sun, Shuohuan Wang, Yu-Kun Li, Shikun Feng, Xuyi Chen, Han Zhang, Xin Tian, Danxiang Zhu, Hao Tian, and Hua Wu. ERNIE: enhanced representation through knowledge integration. *CoRR*, abs/1904.09223, 2019. URL <http://arxiv.org/abs/1904.09223>.
- Hao Tan and Mohit Bansal. LXMERT: learning cross-modality encoder representations from transformers. In Kentaro Inui, Jing Jiang, Vincent Ng, and Xiaojun Wan (eds.), *Proceedings of the 2019 Conference on Empirical Methods in Natural Language Processing and the 9th International Joint Conference on Natural Language Processing, EMNLP-IJCNLP 2019, Hong Kong, China, November 3-7, 2019*, pp. 5099–5110. Association for Computational Linguistics, 2019. doi: 10.18653/v1/D19-1514. URL <https://doi.org/10.18653/v1/D19-1514>.
- Ashish Vaswani, Noam Shazeer, Niki Parmar, Jakob Uszkoreit, Llion Jones, Aidan N. Gomez, Lukasz Kaiser, and Illia Polosukhin. Attention is all you need. In Isabelle Guyon, Ulrike von Luxburg, Samy Bengio, Hanna M. Wallach, Rob Fergus, S. V. N. Vishwanathan, and Roman Garnett (eds.), *Advances in Neural Information Processing Systems 30: Annual Conference on Neural Information Processing Systems 2017, December 4-9, 2017, Long Beach, CA, USA*, pp. 5998–6008, 2017. URL <https://proceedings.neurips.cc/paper/2017/hash/3f5ee243547dee91fbd053c1c4a845aa-Abstract.html>.
- Jesse Vig, Ali Madani, Lav R. Varshney, Caiming Xiong, Richard Socher, and Nazneen Fatema Rajani. Bertology meets biology: Interpreting attention in protein language models. In *9th International Conference on Learning Representations, ICLR 2021, Virtual Event, Austria, May 3-7, 2021*. OpenReview.net, 2021. URL <https://openreview.net/forum?id=YWtLZvLmud7>.
- Ruize Wang, Duyu Tang, Nan Duan, Zhongyu Wei, Xuanjing Huang, Jianshu Ji, Guihong Cao, Daxin Jiang, and Ming Zhou. K-adapter: Infusing knowledge into pre-trained models with adapters. In Chengqing Zong, Fei Xia, Wenjie Li, and Roberto Navigli (eds.), *Findings of the Association for Computational Linguistics: ACL/IJCNLP 2021, Online Event, August 1-6, 2021*, volume ACL/IJCNLP 2021 of *Findings of ACL*, pp. 1405–1418. Association for Computational Linguistics, 2021a. doi: 10.18653/v1/2021.findings-acl.121. URL <https://doi.org/10.18653/v1/2021.findings-acl.121>.

- Xiaozhi Wang, Tianyu Gao, Zhaocheng Zhu, Zhengyan Zhang, Zhiyuan Liu, Juanzi Li, and Jian Tang. KEPLER: A unified model for knowledge embedding and pre-trained language representation. *Trans. Assoc. Comput. Linguistics*, 9:176–194, 2021b. URL <https://transacl.org/ojs/index.php/tacl/article/view/2447>.
- Yijia Xiao, Jiezhong Qiu, Ziang Li, Chang-Yu Hsieh, and Jie Tang. Modeling protein using large-scale pretrain language model. *CoRR*, abs/2108.07435, 2021. URL <https://arxiv.org/abs/2108.07435>.
- Wenhan Xiong, Jingfei Du, William Yang Wang, and Veselin Stoyanov. Pretrained encyclopedia: Weakly supervised knowledge-pretrained language model. In *8th International Conference on Learning Representations, ICLR 2020, Addis Ababa, Ethiopia, April 26-30, 2020*. OpenReview.net, 2020. URL <https://openreview.net/forum?id=BJlzm64tDH>.
- Ikuya Yamada, Akari Asai, Hiroyuki Shindo, Hideaki Takeda, and Yuji Matsumoto. LUKE: deep contextualized entity representations with entity-aware self-attention. In Bonnie Webber, Trevor Cohn, Yulan He, and Yang Liu (eds.), *Proceedings of the 2020 Conference on Empirical Methods in Natural Language Processing, EMNLP 2020, Online, November 16-20, 2020*, pp. 6442–6454. Association for Computational Linguistics, 2020. doi: 10.18653/v1/2020.emnlp-main.523. URL <https://doi.org/10.18653/v1/2020.emnlp-main.523>.
- Zhilin Yang, Zihang Dai, Yiming Yang, Jaime G. Carbonell, Ruslan Salakhutdinov, and Quoc V. Le. Xlnet: Generalized autoregressive pretraining for language understanding. In Hanna M. Wallach, Hugo Larochelle, Alina Beygelzimer, Florence d’Alché-Buc, Emily B. Fox, and Roman Garnett (eds.), *Advances in Neural Information Processing Systems 32: Annual Conference on Neural Information Processing Systems 2019, NeurIPS 2019, December 8-14, 2019, Vancouver, BC, Canada*, pp. 5754–5764, 2019. URL <https://proceedings.neurips.cc/paper/2019/hash/dc6a7e655d7e5840e66733e9ee67cc69-Abstract.html>.
- Yunzhi Yao, Shaohan Huang, Ningyu Zhang, Li Dong, Furu Wei, and Huajun Chen. Kformer: Knowledge injection in transformer feed-forward layers. *CoRR*, abs/2201.05742, 2022. URL <https://arxiv.org/abs/2201.05742>.
- Haiyang Yu, Ningyu Zhang, Shumin Deng, Hongbin Ye, Wei Zhang, and Huajun Chen. Bridging text and knowledge with multi-prototype embedding for few-shot relational triple extraction. In Donia Scott, Núria Bel, and Chengqing Zong (eds.), *Proceedings of the 28th International Conference on Computational Linguistics, COLING 2020, Barcelona, Spain (Online), December 8-13, 2020*, pp. 6399–6410. International Committee on Computational Linguistics, 2020. doi: 10.18653/v1/2020.coling-main.563. URL <https://doi.org/10.18653/v1/2020.coling-main.563>.
- Ningyu Zhang, Shumin Deng, Zhanlin Sun, Guanying Wang, Xi Chen, Wei Zhang, and Huajun Chen. Long-tail relation extraction via knowledge graph embeddings and graph convolution networks. In Jill Burstein, Christy Doran, and Tamar Solorio (eds.), *Proceedings of the 2019 Conference of the North American Chapter of the Association for Computational Linguistics: Human Language Technologies, NAACL-HLT 2019, Minneapolis, MN, USA, June 2-7, 2019, Volume 1 (Long and Short Papers)*, pp. 3016–3025. Association for Computational Linguistics, 2019a. doi: 10.18653/v1/n19-1306. URL <https://doi.org/10.18653/v1/n19-1306>.
- Ningyu Zhang, Shumin Deng, Xu Cheng, Xi Chen, Yichi Zhang, Wei Zhang, and Huajun Chen. Drop redundant, shrink irrelevant: Selective knowledge injection for language pretraining. In Zhi-Hua Zhou (ed.), *Proceedings of the Thirtieth International Joint Conference on Artificial Intelligence, IJCAI 2021, Virtual Event / Montreal, Canada, 19-27 August 2021*, pp. 4007–4014. ijcai.org, 2021a. doi: 10.24963/ijcai.2021/552. URL <https://doi.org/10.24963/ijcai.2021/552>.
- Ningyu Zhang, Qianghuai Jia, Shumin Deng, Xiang Chen, Hongbin Ye, Hui Chen, Huaixiao Tou, Gang Huang, Zhao Wang, Nengwei Hua, and Huajun Chen. Alicg: Fine-grained and evolvable conceptual graph construction for semantic search at alibaba. In Feida Zhu, Beng Chin Ooi, and Chunyan Miao (eds.), *KDD ’21: The 27th ACM SIGKDD Conference on Knowledge Discovery and Data Mining, Virtual Event, Singapore, August 14-18, 2021*, pp. 3895–3905. ACM,

2021b. doi: 10.1145/3447548.3467057. URL <https://doi.org/10.1145/3447548.3467057>.

Ningyu Zhang, Hongbin Ye, Jiacheng Yang, Shumin Deng, Chuanqi Tan, Mosha Chen, Songfang Huang, Fei Huang, and Huajun Chen. LOGEN: few-shot logical knowledge-conditioned text generation with self-training. *CoRR*, abs/2112.01404, 2021c. URL <https://arxiv.org/abs/2112.01404>.

Ningyu Zhang, Xin Xie, Xiang Chen, Shumin Deng, Chuanqi Tan, Fei Huang, Xu Cheng, and Huajun Chen. Reasoning through memorization: Nearest neighbor knowledge graph embeddings. *CoRR*, abs/2201.05575, 2022a. URL <https://arxiv.org/abs/2201.05575>.

Ningyu Zhang, Xin Xu, Liankuan Tao, Haiyang Yu, Hongbin Ye, Xin Xie, Xiang Chen, Zhoubo Li, Lei Li, Xiaozhuan Liang, Yunzhi Yao, Shumin Deng, Zhenru Zhang, Chuanqi Tan, Fei Huang, Guozhou Zheng, and Huajun Chen. Deepke: A deep learning based knowledge extraction toolkit for knowledge base population. *CoRR*, abs/2201.03335, 2022b. URL <https://arxiv.org/abs/2201.03335>.

Zhengyan Zhang, Xu Han, Zhiyuan Liu, Xin Jiang, Maosong Sun, and Qun Liu. ERNIE: enhanced language representation with informative entities. In Anna Korhonen, David R. Traum, and Lluís Màrquez (eds.), *Proceedings of the 57th Conference of the Association for Computational Linguistics, ACL 2019, Florence, Italy, July 28- August 2, 2019, Volume 1: Long Papers*, pp. 1441–1451. Association for Computational Linguistics, 2019b. doi: 10.18653/v1/p19-1139. URL <https://doi.org/10.18653/v1/p19-1139>.

Hengyi Zheng, Rui Wen, Xi Chen, Yifan Yang, Yunyan Zhang, Ziheng Zhang, Ningyu Zhang, Bin Qin, Xu Ming, and Yefeng Zheng. PRGC: potential relation and global correspondence based joint relational triple extraction. In Chengqing Zong, Fei Xia, Wenjie Li, and Roberto Navigli (eds.), *Proceedings of the 59th Annual Meeting of the Association for Computational Linguistics and the 11th International Joint Conference on Natural Language Processing, ACL/IJCNLP 2021, (Volume 1: Long Papers), Virtual Event, August 1-6, 2021*, pp. 6225–6235. Association for Computational Linguistics, 2021. doi: 10.18653/v1/2021.acl-long.486. URL <https://doi.org/10.18653/v1/2021.acl-long.486>.

Naihui Zhou, Yuxiang Jiang, Timothy R Bergquist, Alexandra J Lee, Balint Z Kacsoh, Alex W Crocker, Kimberley A Lewis, George Georgiou, Huy N Nguyen, Md Nafiz Hamid, et al. The cafa challenge reports improved protein function prediction and new functional annotations for hundreds of genes through experimental screens. *Genome biology*, 20(1):1–23, 2019.

Yushan Zhu, Huaixiao Tou, Wen Zhang, Ganqiang Ye, Hui Chen, Ningyu Zhang, and Huajun Chen. Knowledge perceived multi-modal pretraining in e-commerce. *CoRR*, abs/2109.00895, 2021. URL <https://arxiv.org/abs/2109.00895>.

A APPENDIX

A.1 CONSTRUCTION OF PROTEINKG25

To incorporate Gene Ontology knowledge into language models and train OntoProtein, we construct ProteinKG25, a large-scale KG dataset with aligned descriptions and protein sequences respectively to GO terms and proteins entities. We design two evaluation schemes, the transductive and the inductive settings, which simulate two scenarios of gene annotation in reality.

We use the latest Gene Ontology and Gene Annotations released in April 2020. Gene Ontology depicts the relation between GO terms using GO-GO triplet, and Gene Annotation depicts the relations between protein and GO term using Protein-GO triplet. Due to this connectivity, we combine the two structures into a unified knowledge graph. For each GO term in Gene Ontology, we align it to its corresponding name and description and concatenate them by a colon as an entire description. For each protein in Gene annotation, we align it to the Swiss-Prot and extract its corresponding sequence as its description. The final KG contains 4,990,097 triplets (4,879,951 Protein-GO triplets and 110,146 GO-GO triplets), 612,483 entities (565,254 proteins and 47,229 GO terms) and 31 relations.

Due to the tree-like hierarchical structure of Gene Ontology, we define the depth of GO terms using the shortest path from current GO terms to the root node of GO terms. The distribution of Protein-GO triplets with respect to the depth of GO term is shown at the bottom of Figure 3. Usually, the deeper a GO term is located, the more concrete definition the GO term has, e.g., the small molecule biosynthetic process is the child node of the biosynthetic process. We notice that the number of gene annotations involved with leaf GO terms is a relatively small percentage in all three types of ontologies. We think there are two possibilities: (1) The complexity of annotations of some concrete GO terms, e.g., the identification of whether a protein is involved in the hexose biosynthetic process. (2) The relatively small number of proteins in nature involved with some specific GO terms is intrinsic to these GO terms.

We further pre-process the ProteinKG25 dataset as follows. We observe that the relations of Protein-Go have long-tailed distribution, and mostly focused on *involved in*, *part of* and *enables*. Such data distribution will seriously affect the protein feature embedding during pre-training, so we pre-process our dataset to add more precise and fine-grained relations. Figure 5 illustrates the relation distribution of the original model and the distribution after being pre-processed. We search for GO terms whose frequency of occurrence in ProteinKG25 is the top 10 in MF and CC, top 20 in BP, then we form a new type of *Protein2GO* relation by their corresponding relationship such as *parts of cytoplasm*.

A.2 DOWNSTREAM TASK DEFINITION

We list the detailed definition of downstream tasks and its corresponding or similar tasks in nature language processing.

- **Secondary Structure Prediction** is a token-level task and similar to NER (Name Entity Recognition). Each token (amino acid) x_i is mapped to a label $y_i \in \{Helix, Strand, Other\}$.
- **Contact Prediction** is a token-level matching task. Each token (amino acid) pair x_i, x_j of sequence (protein) x is mapped to a label $y_{ij} \in \{0, 1\}$.
- **Remote Homology Detection** is a sequence-level classification task. Each input sequence (protein) x is mapped to a label $y \in \{1, \dots, 1195\}$ which represents different possible protein folds.
- **Fluorescence Landscape Prediction** and **Stability Landscape Prediction** are regression tasks where each sequence (protein) x is mapped to a label $y \in \mathbb{R}$.
- **Protein Protein Interface** is a sequence-level matching task. Each sequence (protein) pair x_i, x_j is mapped to a label $y_{ij} \in \{0, 1\}$.
- **Protein Function Prediction** is a sequence-level classification task or a knowledge graph completion task to prediction link of a protein to the Gene Ontology.

A.3 EXPERIMENTAL SETTINGS

This section details the training procedures and hyperparameters for each of the datasets. We utilize Pytorch (Paszke et al. (2019)) to conduct experiments with Nvidia V100 GPUs. In pre-training of OntoProtein, similar to Elnaggar et al. (2020), we use the same training protocol such as optimizer, learning rate schedule on BERT model. We set γ to 12.0 and the number of negative sampling to 128 in Equation 1.

A.4 DATAFLOW OF ONTOPROTEIN

We use batches (protein-seq, protein-go, go-go) to jointly train the model, which is shown in Figure 7.

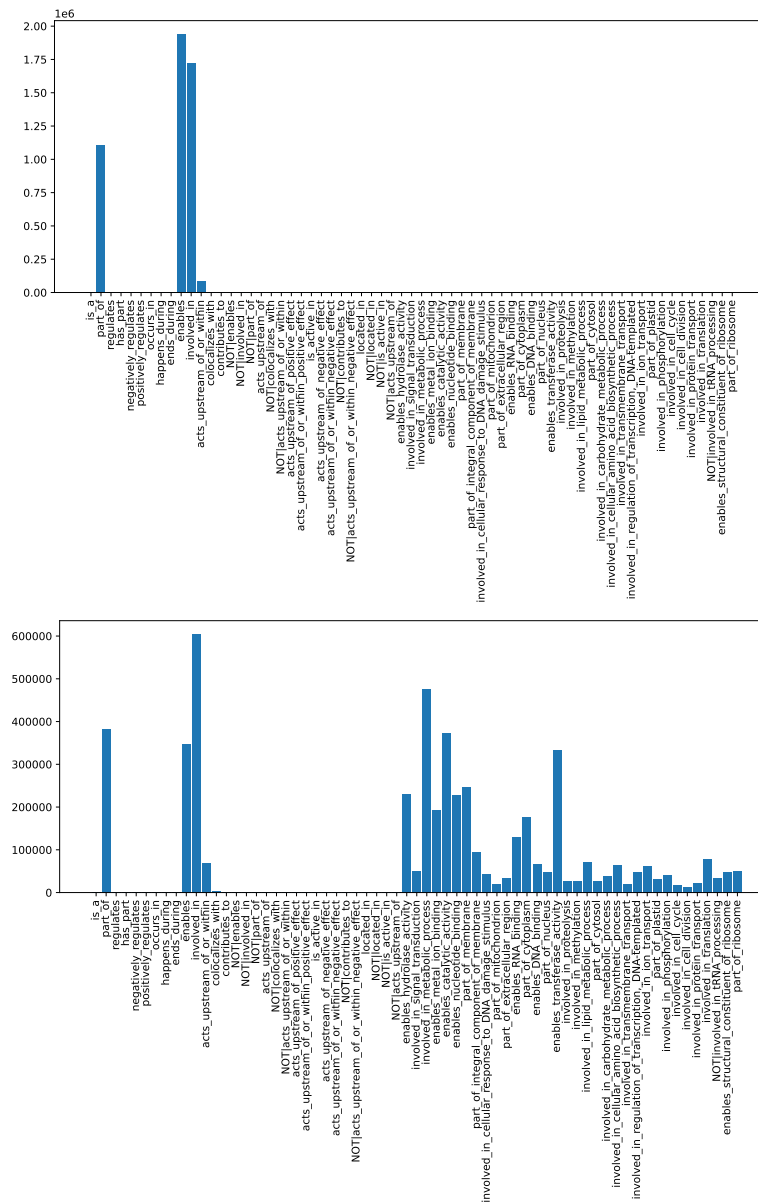


Figure 5: **Top**: Initial relation distribution. **Bottom**: Pre-processed relation distribution.

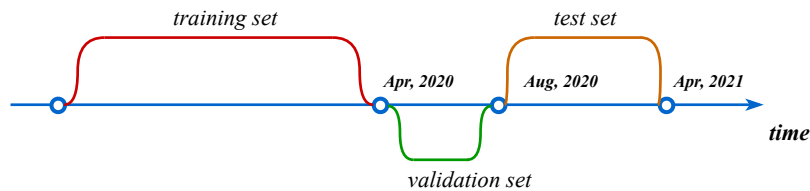


Figure 6: The timeline of the three Gene Annotation datasets. To generate pre-training set and evaluation set of protein function prediction, we choose three Gene Annotation datasets in different periods.

Entity Type	Relation Type
Molecular function	enables, contributes_to
Cellular component	located_in, part_of, is_active_in, colocalizes_with
Biological process	acts_upstream_of_or_within, involved_in, acts_upstream_of, acts_upstream_of_positive_effect, acts_upstream_of_negative_effect, acts_upstream_of_or_within_positive_effect, acts_upstream_of_or_within_negative_effect

Table 5: Entity categories of GO terms and specific relation types of these entity categories.

Task	epoch	batch_size	warmup_ratio	learning_rate	frozen_bert	optimizer
ss3	5	32	0.08	3e-5	False	AdamW
ss8	5	32	0.08	3e-5	False	AdamW
stability	5	32	0.08	3e-5	False	AdamW
fluorescence:	25	64	0.08	3e-5	False	Adam
remote homology	10	64	0.08	3e-5	False	AdamW
contact	10	8	0.08	3e-5	False	AdamW

Table 6: Hyper-parameters for the downstream task.

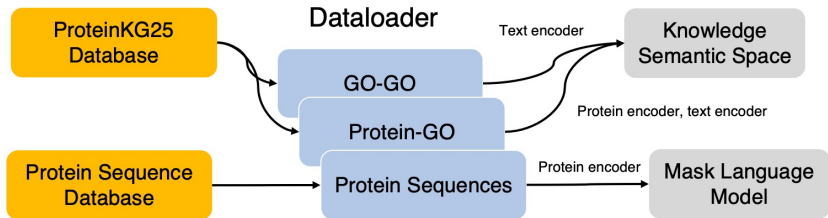


Figure 7: The dataflow of OntoProtein.

TERM	DESCRIPTION
GO annotation	A statement about the function of a particular gene
GO term	A standard vocabulary term for biological function annotation
GO statement	A specific definition of GO term

Table 7: Terms descriptions in Gene Ontology. GO annotations are created by associating a gene or gene product with a GO term. Four pieces of information uniquely identify a GO annotation: Gene Product, Go term, Reference, Evidence. And each Go term contains a description text, and this is Go statement.