

Learning to Compose Diversified Prompts for Image Emotion Classification

Sinuo Deng, Lifang Wu, Ge Shi†, Lehao Xing, Meng Jian

Faculty of Information Technology, Beijing University of Technology, Beijing, China
tinkersxy@gmail.com

Abstract

Contrastive Language-Image Pre-training (CLIP) represents the latest incarnation of pre-trained vision-language models. Although CLIP has recently shown its superior power on a wide range of downstream vision-language tasks like Visual Question Answering, it is still underexplored for Image Emotion Classification (IEC). Adapting CLIP to the IEC task has three significant challenges, tremendous training objective gap between pretraining and IEC, shared suboptimal and invariant prompts for all instances. In this paper, we propose a general framework that shows how CLIP can be effectively applied to IEC. We first introduce a prompt tuning method that mimics the pre-training objective of CLIP and thus can leverage the rich image and text semantics entailed in CLIP. Then we automatically compose instance-specific prompts by conditioning them on the categories and image contents of instances, diversifying prompts and avoiding suboptimal problems. Evaluations on six widely-used affective datasets demonstrate that our proposed method outperforms the state-of-the-art methods to a large margin (i.e., up to 9.29% accuracy gain on EmotionROI dataset) on IEC tasks, with only a few parameters trained. Our codes will be publicly available for research purposes.

1 Introduction

Image Emotion Classification aims to extract emotions evoked in images. Previous methods approach this challenging but essential task by first loading a backbone that initialized on datasets of fixed label sets (i.e., ImageNet), then designing various architectures or gating, attention mechanisms to compose discriminate emotion features. Benefiting from the powerful feature composition ability of deep learning, these methods have achieved great success [Zhao *et al.*, 2021a].

Recently, vision-language pre-training such as CLIP has emerged as a promising alternative [Radford *et al.*, 2021]. The main idea is to align images and raw text using two separate encoders. Compared to traditional vision-only pretraining methods, the large-scale, easily accessible training data and

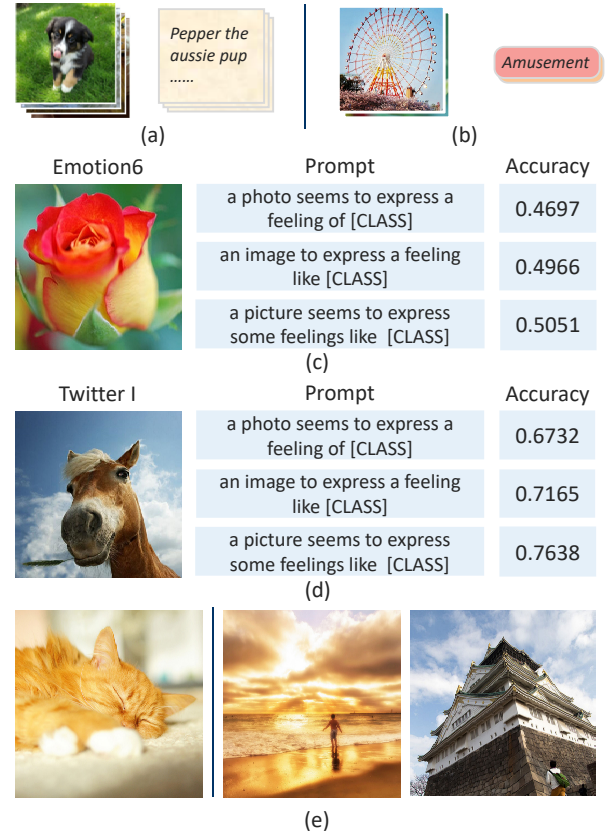


Figure 1: The challenges of adapting CLIP to the IEC task. (a) is the pretraining data form of CLIP while (b) is IEC task ones (i.e. FI dataset). (c), (d) show the classification results of different manually designed prompts on two affective image datasets. The left one in (e) is a picture of the *contentment* category in the FI dataset, and the middle one and the right one belong to the *awe* category.

diverse natural language descriptions enable CLIP to learn more fine-grained open-set visual concepts. Benefiting from these broader ranges of visual concepts, CLIP has strong generalization ability, and some more recent work has shown that it can be readily transferred to downstream language-vision tasks with greatly improved performance. Adapting these recent techniques to IEC can be highly valuable, given that hu-

man emotion is highly abstractive and figuring out emotions carried in images requires a deep understanding of various details and concepts, but only a fixed set of concepts can be accessed by traditional vision pretraining methods [Zhao *et al.*, 2021b].

However, adapting CLIP to IEC has three significant challenges. **(1) Tremendous gap between pretraining and IEC:** Unlike language-vision tasks, IEC has only image data during model training (as depicted in (a) (b) shown of Figure 1), which is dramatically different from CLIP training scenarios, making it difficult to effectively utilize rich knowledge entailed in CLIP.

(2) Suboptimal prompts: CLIP proposed to manually design text prompts to transfer knowledge to downstream tasks. However, we observe that a slight change in wording can make a massive difference in performance, as illustrated in (c) (d) of Figure 1.

(3) Shared invariant prompts: Some work in NLP treat prompts as sequences of virtual tokens [Li and Liang, 2021] and learns prompts automatically by parameterizing these tokens [Lester *et al.*, 2021], avoiding the suboptimal problem to some extent [Liu *et al.*, 2021]. However, these methods employed shared prompts across all instances, regardless of the fact that instances of different categories share similar features while also have their own distinct characteristics. As shown in (e) of Figure 1, although the left picture and the middle one are from different categories, there are some associations between them. i.e., the color. While the middle and the right ones come from one category, they have their own peculiarities.

To tackle the above three challenges, we propose a novel Prompt Tuning method with Diversified Prompt Composition (PT-DPC) based on CLIP, which can learn to compose unique prompts for each image. Specifically, we treat prompts as a sequence of tunable virtual tokens and obtain text representations by inputting them to the text encoder of CLIP, these virtual tokens are trained end-to-end and can condense the signal from a full labeled dataset, with CLIP weights fixed. We further condition these virtual tokens on the classes and image contents of instances. More specifically, we employ different virtual tokens for each class to obtain class-specific prompts. Then we integrate image contents with all class-specific prompts to compose diversified prompt, forming an instance-specific prompt and capturing associations between possible classes.

We evaluate our model on six widely used image emotion classification benchmarks, namely, FI.8, EmotionROI.6, EmotionROI.2, FI.6, FI.2, Twitter I, Twitter II. Experimental results show that our model outperforming state-of-the-art methods to a large margin. For example, our method achieves 9.29% absolute accuracy gain on EmotionROI.6 dataset.

The contributions of this work are summarized as follows:

- We propose a novel prompt tuning method, PT-DPC, addressing three challenges of adapting the CLIP model to the IEC task. To our best knowledge, this is the first work to introduce a prompt tuning method for image emotion classification tasks.
- To avoid suboptimal problems for the fixed prompt tun-

ing of CLIP, we purpose a diversified prompt composition by utilizing both image contents and all class-specific virtual tokens.

- The experimental results on six popular affective image datasets demonstrate that our proposed framework can outperform the state-of-the-art methods for emotion classification.

2 Related Work

Our work is closely related to image emotion classification and prompt tuning methods.

Image Emotion Classification

Image emotion classification is usually formulated as an emotion feature extraction problem. Learning discriminative emotion features will facilitate classification performance. To approach this task, previous methods utilized hand-crafted features [Zhao *et al.*, 2014] [Borth *et al.*, 2013]. Later on, CNNs or other alternative architectures like attention, transformer [Chen *et al.*, 2014] [You *et al.*, 2015] [Deng *et al.*, 2021] that pretrained on a fixed set of labels were proposed to boost classification performance. In addition to designing new architectures, researchers also tried to boost classification performance by incorporating additional information such as salient regions [Wu *et al.*, 2021], label transfer probabilities [Rao *et al.*, 2019], or intensity information [Zhang and Xu, 2020]. All the above approaches employ a fixed set of labels as supervised signals to learn visual concepts. In contrast, we use CLIP, which employs language as supervised signals, to learn more fine-grained visual concepts.

Prompt Tuning Method in NLP

With the application of large-scale pre-trained language models such as BERT [Devlin *et al.*, 2018] and GPT [Brown *et al.*, 2020], many downstream applications have achieved significant improvements by finetuning on top of the pre-trained models. However, due to the large scale of model parameters, finetuning brings a large computational and storage burden. Instead of finetuning on the full model, Prompt tuning methods transfer knowledge entailed in large pre-trained model by designing a textual prompt to reformulate downstream tasks to look more like pretraining tasks. This reduces the gap between pretraining and downstream tasks, making the knowledge entailed in pretraining models can be transferred to downstream tasks easily with only a few annotation examples. Therefore, how to get a text prompts becomes a key issue in prompt tuning. Currently, prompt tuning methods can be roughly divided into two categories: manually crafted and automatically learned. While manually crafting prompts [Brown *et al.*, 2020] [Radford *et al.*, 2021] is intuitive, creating and experimenting with these prompts takes time and experience, even experienced prompt designers may fail to manually discover optimal prompts [Jiang *et al.*, 2020]. To automate prompt engineering, [Li and Liang, 2021] [Lester *et al.*, 2021] [Zhou *et al.*, 2021] parameterized the prompts by treating prompts as virtual tokens and perform prompting directly in the embedding space.

Our proposed model lies in the second line of work. Instead of using a shared prompt for all instances, we condi-

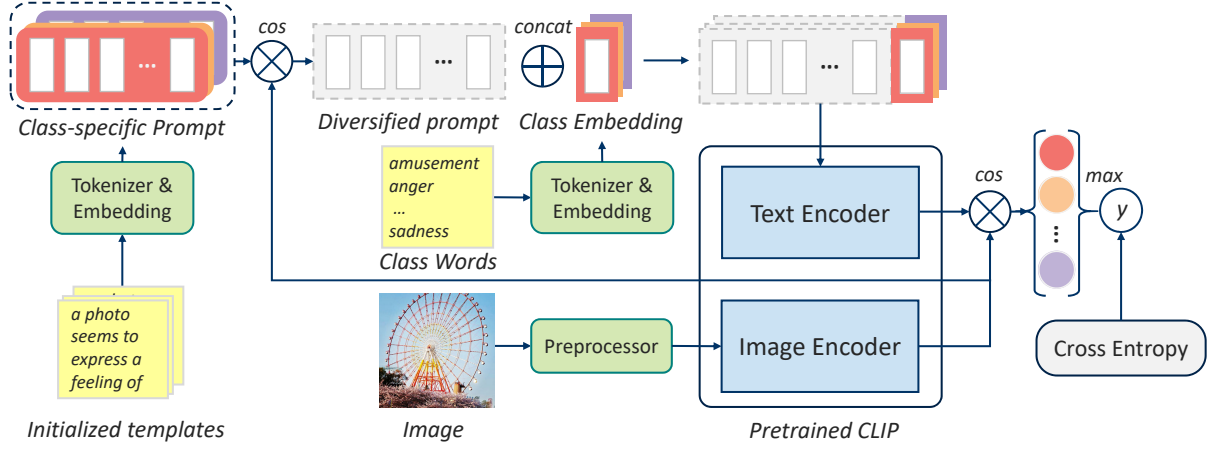


Figure 2: Illustration of the PT-DPC framework. Given an initialized template and the class words of the dataset, we generate the class-specific prompts and the class embeddings by the same text preprocessor. The input image is processed by image preprocessor and image encoder to generate image features. Then the diversified prompt is obtained by attention filtering of the class-specific prompt with an image feature. After the diversified prompt part concatenating with each class embedding, full diversified prompts are prepared for the text encoder. The cosine similarity scores are calculated by the image feature with text features of each class, which are the outputs of the fixed pre-trained CLIP model. The predicted result is the class to which the maximum score belongs, and the classification loss is calculated to update the parameters of the class-specific prompt to obtain better performance.

tion prompts on classes and contents of instances, diversifying the prompts, which can model associations between possible classes and fits pretraining scenario better.

3 Methodology

Figure 2 shows the overview of our PT-DPC framework. We will introduce it from three aspects: task definition, diversified prompts composition, and training.

3.1 Task Definition

A CLIP model carries two separate encoders, image encoder \mathcal{M}_{img} and text encoder \mathcal{M}_{txt} . And two preprocessors of image and text inputs are E_I and E_T respectively. Normally, when a CLIP model is deployed on the image classification task, it is given a image x with its corresponding label $y \in Y$ as input, where $Y = \{y^{(1)}, y^{(2)}, \dots, y^{(C)}\}$ includes all C categories of the dataset to which x belongs. $f_{img}(E_I(x))$ is the representation of x which obtained by \mathcal{M}_{img} . And $f_{txt}^{(i)}([E_T(p_t); E_T(y^{(i)})])$ ($i \in [1, C]$) are obtained by \mathcal{M}_{txt} , where p_t is a prompt which is consisted of a series of tokens to compose the input of text encoder by concatenating with the class embedding $E_T(y^{(i)})$. S means the computation of cosine similarity as Eq 1.

$$S(\mathbf{a}, \mathbf{b}) = \frac{\mathbf{a} \cdot \mathbf{b}}{\|\mathbf{a}\| \|\mathbf{b}\|}, \quad (1)$$

Then the classification result y_{pred} is formed as Eq 2.

$$\begin{aligned} y_{pred} &= \arg \max_i S(f_{img}(E_I(x)), f_{txt}([E_T(p_t); E_T(y^{(i)})])) \\ &= \arg \max_i \frac{f_{img}(E_I(x)) \cdot f_{txt}([E_T(p_t); E_T(y^{(i)})])}{\|f_{img}(E_I(x))\| \|f_{txt}([E_T(p_t); E_T(y^{(i)})])\|}. \end{aligned} \quad (2)$$

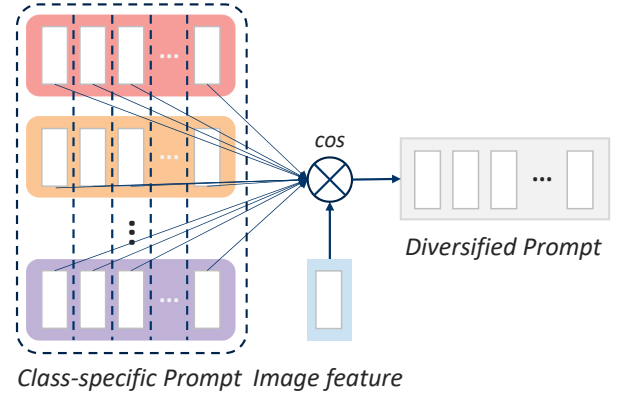


Figure 3: Diversified prompts construction using image features encoded by CLIP image encoder

We aim to find a text prompt p_t to maximize the likelihood of $P(y_{pred} = y|p_t)$.

Generally, p_t is manually crafted, which may cause the suboptimal problem. Inspired by [Li and Liang, 2021], we parameterize p_t by θ that can be updated, which avoiding the suboptimal problem.

3.2 Diversified Prompts Composition

Following [Lester et al., 2021], we initialize the class-specific prompts $p_c^{(i)}$ by a template s , which are processed by the tokenizer and embedding of the original CLIP model. Then the task target comes to train the parameters of $p_c^{(i)}$ to maximize the likelihood of $P(y_{pred} = y|p_c)$. However, just like the part (e) in the Figure1, there are significant differences among the content of different affective images even though they are in the same class. So the prompt should not be the same for

different images. Thus we propose a diversified prompt composition method to combine the instance-content feature with class-specific, as shown in Figure 3.

The initial parameters are the same for different categories. The effect on different initialization will be discussed in the Section 4.4. After the initialization of class-specific prompt $p_c^{(i)}$, we get C series of L -long class embedding which are marked as $p_c^{(i)(j)}$ ($j \in [1, L]$). Each token has same dimension with the input and the output feature of the CLIP model. We take a similarity calculation between the output feature of the image and each virtual token to get a similarity score as weight multiply with each virtual token. Then we get the diversified prompt p_d , as the Eq 3.

$$\begin{aligned} p_d(j) &= \sum_{i=1}^C S(f_{img}(E_I(x)), p_c^{(i)(j)}) p_c^{(i)(j)} \\ &= \sum_{i=1}^C \frac{f_{img}(E_I(x)) \cdot p_c^{(i)(j)}}{\|f_{img}(E_I(x))\| \|p_c^{(i)(j)}\|} p_c^{(i)(j)}, \end{aligned} \quad (3)$$

where $p_d(j)$ is the j -th virtual token of the diversified prompt p_d .

After composing the full diversified prompt by concatting the p_d with each class embedding $y^{(i)}$. Then the follow-up process is same as former.

3.3 Training

y_{pred}

$$\begin{aligned} &= \arg \max_i S(f_{img}(E_I(x)), f_{txt}([E_T(p_d); E_T(y^{(i)})])) \\ &= \arg \max_i \frac{f_{img}(E_I(x)) \cdot f_{txt}([E_T(p_d); E_T(y^{(i)})])}{\|f_{img}(E_I(x))\| \|f_{txt}([E_T(p_d); E_T(y^{(i)})])\|}. \end{aligned} \quad (4)$$

The final prediction $P(y_{pred})$ is obtained as Eq 4. The full model can be trained by maximizing the likelihood of $P(y_{pred} = y|p_d)$ via backpropagation, while the parameters of whole original CLIP model are fixed, only applying gradient updates to p_d . Cross-entropy loss is widely used in classification problems due to its advantages of fast convergence and not falling into local optimum solutions. We also adopt cross-entropy loss as classification loss to update and optimize the model, as Eq 5.

$$Loss = -\frac{1}{N} \sum_{i=1}^N y^{(i)} \log \frac{e^{y^{(i)}}}{\sum_{j=1}^C e^{y^{(j)}}}, \quad (5)$$

4 Experiments and Analysis

4.1 Datasets

We perform experiments on four datasets with six settings, including Flickr and Instagram(FI), EmotionROI, FI.2, EmotionROI.2, Twitter I, and Twitter II. Following previous studies [Yang *et al.*, 2018a], we adopt accuracy as the metric to evaluate our proposed method and use the same dataset split for fair comparisons.

- FI [You *et al.*, 2016] is consisted of 23,308 pictures distributed in 8 imbalanced emotion categories from Flickr and Instagram, two popular social media platforms. Since these 8 categories can be divided into two categories according to polarity such as positive (amusement, awe, contentment, excitement) and negative (anger, disgust, fear, sadness), we also conduct experiments on binary classification setting to facilitate the comparison with work that only performs binary classification, which called FI.2.
- EmotionROI [Peng *et al.*, 2016] has 6 balanced categories of affective images, which contains 1980 images from Flickr. Since these 6 categories can also be divided into two categories (positive: joy, surprise, negative: anger, disgust, fear, sadness), we also evaluate our method on both six-category setting and binary setting, which called EmotionROI.2.
- Twitter I [You *et al.*, 2015] is a dataset with two categories. It has 1,269 images in total, all of them are from the Twitter platform.
- Twitter II [Borth *et al.*, 2013] is a small-scale dataset that contains 603 images of two different categories.

4.2 Implementation Details

We build our framework based on the CLIP-ViT-B/32 [Radford *et al.*, 2021], which is trained on 400 million image-text pairs and reports impressive performance on several zero-shot downstream tasks. The text and image encoder of CLIP model are fixed during the whole experiment period, which have been already pre-trained on the large-scale datasets.

We employ the SGD optimizer to tune the trainable part with 0.1, 0.01, and 0.01 as the initial learning rate of different scale dataset, and a StepLR learning rate scheduler with 3 steps and 0.1 momentum.

All our experiments are carried out on an NVIDIA RTX3090 GPU with 32GB of CPU memory using PyTorch framework [Paszke *et al.*, 2019]. Images are resized and center cropped to 224×224 , channel converted, and data normalized by the preprocessor that the original CLIP project provides, with a batch size of 64 for 10 epochs.

4.3 Performance on Image Emotion Classification

In this section, we review recent work on image emotion classification and draw comparisons with our method. There are two hand-craft-feature-based method, three CNN-based fine-tuning method, and few special-designed methods based on CNN backbone in recent years, including the SOTA methods of each dataset.

- In the early years, researchers explored emotion classification tasks in terms of hand-craft features at the image art level [Zhao *et al.*, 2014] or using sentiment dictionary and simple classifiers [Borth *et al.*, 2013].

With the rise of deep learning method, the image emotion classification methods turned to use CNN as backbone, got better performance.

- DeepSentibank [Chen *et al.*, 2014] employed CNNs to discover ANPs and realized visual sentiment concept classification.

Method	FI.8	EmotionROI.6	FI.2	EmotionROI.2	Twitter I	Twitter II
Zhao et al.	0.4613	0.3484	0.5842	0.7345	0.6792	0.6751
SentiBank	0.4923	0.3524	0.5647	0.6618	0.6663	0.6593
AlexNet	0.5813	0.4141	0.6863	0.7160	0.7324	0.7566
VGGNet-16	0.6375	0.4546	0.7064	0.7225	0.7675	0.7699
ResNet101	0.6616	0.5160	0.7576	0.7392	0.7813	0.7823
DeepSentiBank	0.5154	0.4253	0.6154	0.7011	0.7125	0.7023
PCNN	0.5616	-	0.7534	0.7358	0.8254	0.7768
MldrNet	0.6775	-	0.7954	0.7899	-	-
Zhu et al.	0.7303	-	0.8426	0.8052	-	-
Yang et al.	-	-	0.8635	0.8126	0.8865	0.8048
WSCNet	0.7007	0.5825	-	-	0.8425	0.8135
ECWA	0.7087	0.5909	-	-	0.8479	0.8167
MSRCA	0.7260	0.5560	0.8740	0.8300	-	-
Rao et al.	0.7546	-	0.8751	0.8294	-	-
Zhang et al.	0.7271	0.6041	0.9097	0.8510	-	-
Wu et al.	-	-	0.8871	0.8429	0.8965	0.8268
PT-DPC	0.7807	0.6970	0.9389	0.8855	0.9094	0.8250

Table 1: The Classification Accuracy of PT-DPC on different datasets comparing with baseline methods

- PCNN [You *et al.*, 2015] purposed a novel progressive CNN architecture based on VGGNet.
 - Yang et al. [Yang *et al.*, 2018b] employed object detection technique to produce the “Affective Regions” and propose three fusion strategy to generate the final predictions on VGGNet.
- ResNet is also a widely-used CNN baseline structure. It is pre-trained on the ImageNet dataset [Deng *et al.*, 2009] and fine-tuned after modifying its FC layer.
- Based on the backbone of ResNet101, the WSCNet [Yang *et al.*, 2018a] realized the end-to-end image emotion classification by coupling the global and local features according to the detected salient regions in the image, which is the best method among the content-based image emotion classification task.
 - To compare with the WSCNet, ECWA [Deng *et al.*, 2021] purposed a emotion class-wise aware loss on the same backbone. Only finetuning the backbone, it got better performance on all datasets than WSCNet without any other structure.
 - Zhu et al. [Zhu *et al.*, 2017] explored a unified CNN-RNN architecture for visual emotion recognition.
 - MldrNet [Rao *et al.*, 2020] provided a CNN architecture based on AlexNet with side branch to utilize multi-level deep features.
 - MSRCA [Zhang *et al.*, 2022] proposed a novel multi-level sentiment region correlation analysis model.
 - Due to some datasets have probabilities with its corresponding labels, [Rao *et al.*, 2019] utilized the label probability of the affective images into a loss function for training to leverage the ambiguity and subjectivity of the class labels. This work has achieved the best classification performance on several benchmark datasets [Zhao *et al.*, 2021b].

- [Zhang and Xu, 2020] purposed an end-to-end network for IEC leveraging weakly supervised emotion intensity learning, achieved SOTA performance on FI.2 and two categories types of EmotionROI dataset.
- Based on the object information in the detected image, [Wu *et al.*, 2021] built a graph convolutional network based on the sentiment dictionary to explore relationship among the object in image, which made a better performance on the sentiment polarity classification datasets.

As can be seen from the Table 1, Early hand-craft feature methods were generally less effective, despite their better interpretability. With the rise of deep learning, the performance of deep feature methods on IEC is increasing with the network depth and the number of model parameters. As the exploration of IEC continues, more and more researchers focus on the extraction of information or external knowledge about the image is beneficial to improve the performance of sentiment classification. Therefore, the DPC method, which utilizes a large scale pre-trained model with richer knowledge, achieves competitive results on all six commonly used datasets, but fails to achieve the best performance on the TwitterII dataset due to the difficulty of training because of the small data scale of only 603 images total.

4.4 Ablation Study

The diversified prompt part combine the categories-specific information and the image-content information, which makes the prompt more precise to leverage the knowledge from such a large-scale pre-trained model. We employ a group of experiments to find out the role they play in overall performance, and show in Table 2.

The full model line is the normal version of PT-DPC that we have shown above. The version without instance-specific is that we obtain the prompt from the mean value of class-specific embedding without multiplying similarity weights from the corresponding image feature. The version with-

	FI_8	EmotionROI_6	FI_2	EmotionROI_2	Twitter I	Twitter II
Full model	0.7807	0.6970	0.9389	0.8855	0.9094	0.8250
w/o instance-specific	0.7669	0.6919	0.9381	0.8737	0.8937	0.8167
w/o class-specific	0.7631	0.6481	0.9372	0.8788	0.8976	0.7667
w/o instance-specific w/o class-specific	0.7730	0.6380	0.9372	0.8771	0.8937	0.8083

Table 2: Ablation Study Results of PT-DPC on Different Datasets

Template	FI_8	EmotionROI_6	FI_2	EmotionROI_2	Twitter I	Twitter II
PT-DPC-1	0.7807	0.6970	0.9389	0.8855	0.9094	0.8250
PT-DPC-2	0.7807	0.6717	0.9407	0.8872	0.8898	0.8083
PT-DPC-3	0.7824	0.6751	0.9357	0.8788	0.8937	0.8167
Std	0.0010	0.0137	0.0025	0.0044	0.0104	0.0005

Table 3: The Classification Accuracy of PT-DPC by Different Initialization on different datasets

out class-specific is that we just initialized a single template. In the follow-up process, the diversified prompt are obtained from a single embedding which is similarity weighted by corresponding image feature. The last version is without the two above neither. Just make a single prefix tuning like[Lester *et al.*, 2021].

In the Table 2, we observe that the categories-specific information play a more important role in the PT-DPC framework on multi-categories datasets. Just verify the hypothesis we proposed that there is a relationship among the categories, which is benefit for the classification task to take good usage of it. At the same time, the instance-specific part has also played a positive role in most occasions.

4.5 Influence of Different Prompt Initialization Methods

The common prompt engineering is highly relevant to its initialized content, which caused extra cost on prompt initialization. So it is necessary to take the sensitivity analysis of PT-DPC about the prompt initialization.

There are many possible type of templates to initialize the prompt. Inspired by the prompt tuning work, we proposed few kinds of standing prompt templates for this ablation study.

- PT-DPC-1 is a template of "*a photo seems to express a feeling of [label word]*", which is similar with the original CLIP type. We use this template for performance comparison in Section 4.3.
- PT-DPC-2 is a template of "*an image to express a feeling like [label word]*", which some words are replaced by synonyms.
- PT-DPC-3 is a template of "*a picture seems to express some feelings like [label word]*", which are replaced in the same meaning.

Except for the classification results of each initialized template, to intuitive display the degree of influence of different templates, we also calculate the Standard Deviation(Std) of these results on different datasets. The smaller the Std is, means the better sensitivity the PT-DPC has on the corresponding dataset.

As can be seen from the Table 3, a different initialization only brings a small changes while not relevant with special dataset. The Std show that there is only a few influence on different initialization method. Specially, it doesn't take even any changes on the FI and TwitterII dataset with polarity classification. Though further tuning of the initialization words might help, it can still consider that PT-DPC is robust by different initialized templates.

4.6 Remaining Challenges

Although the successfully applying of large models has a strong effect on classification of semantically complex affective images. However, for datasets with small-scale and large domain biases, such as the TwitterII dataset, special design of domain adaptation is needed to more adequately bridge this gap.

In addition, there is not an either/or relationship between affective categories. So it could be considered to research more about the interclass relationships or LDL-related studies by PT-DPC or to exploit a more large-scale pre-trained model beyond CLIP.

5 Conclusion

In this paper, we first propose a general framework that adapting CLIP to the image emotion classification task, diversified prompt composing (PT-DPC), to effectively leverage the rich image and text semantics entailed in CLIP. Except for addressing the challenge of training objective gap, the PT-DPC automatically compose instance-specific prompts by conditioning them on the categories and image contents of instances, diversifying prompts and avoiding suboptimal problems. Compared with the state-of-the-art method, PT-DPC performs better in several widely-used datasets, including binary categories and multi-categories. Furthermore, research about the multimodal method is well popular, but there are still many cases alive with only one modal information. We hope that the ideas in this article can inspire other resource-constrained tasks like image emotion classification and develop more novel multi-modal methods for traditional single-modal tasks.

References

- [Borth et al., 2013] Damian Borth, Rongrong Ji, Tao Chen, Thomas Breuel, and Shih-Fu Chang. Large-scale visual sentiment ontology and detectors using adjective noun pairs. In *Proceedings of the 21st ACM international conference on Multimedia*, pages 223–232, 2013.
- [Brown et al., 2020] Tom B Brown, Benjamin Mann, Nick Ryder, Melanie Subbiah, Jared Kaplan, Prafulla Dhariwal, Arvind Neelakantan, Pranav Shyam, Girish Sastry, Amanda Askell, et al. Language models are few-shot learners. *arXiv preprint arXiv:2005.14165*, 2020.
- [Chen et al., 2014] Tao Chen, Damian Borth, Trevor Darrell, and Shih-Fu Chang. DeepSentibank: Visual sentiment concept classification with deep convolutional neural networks. *arXiv preprint arXiv:1410.8586*, 2014.
- [Deng et al., 2009] Jia Deng, Wei Dong, Richard Socher, Li-Jia Li, Kai Li, and Li Fei-Fei. Imagenet: A large-scale hierarchical image database. In *2009 IEEE conference on computer vision and pattern recognition*, pages 248–255. Ieee, 2009.
- [Deng et al., 2021] Sinuo Deng, Lifang Wu, Ge Shi, Heng Zhang, Wenjin Hu, and Ruihai Dong. Emotion class-wise aware loss for image emotion classification. In Lu Fang, Yiran Chen, Guangtao Zhai, Jane Wang, Ruiping Wang, and Weisheng Dong, editors, *Artificial Intelligence*, pages 553–564, Cham, 2021. Springer International Publishing.
- [Devlin et al., 2018] Jacob Devlin, Ming-Wei Chang, Kenton Lee, and Kristina Toutanova. Bert: Pre-training of deep bidirectional transformers for language understanding. *arXiv preprint arXiv:1810.04805*, 2018.
- [Jiang et al., 2020] Zhengbao Jiang, Frank F Xu, Jun Araki, and Graham Neubig. How can we know what language models know? *Transactions of the Association for Computational Linguistics*, 8:423–438, 2020.
- [Lester et al., 2021] Brian Lester, Rami Al-Rfou, and Noah Constant. The power of scale for parameter-efficient prompt tuning. *arXiv preprint arXiv:2104.08691*, 2021.
- [Li and Liang, 2021] Xiang Lisa Li and Percy Liang. Prefix-tuning: Optimizing continuous prompts for generation. *arXiv preprint arXiv:2101.00190*, 2021.
- [Liu et al., 2021] Pengfei Liu, Weizhe Yuan, Jinlan Fu, Zhengbao Jiang, Hiroaki Hayashi, and Graham Neubig. Pre-train, prompt, and predict: A systematic survey of prompting methods in natural language processing. *arXiv preprint arXiv:2107.13586*, 2021.
- [Paszke et al., 2019] Adam Paszke, Sam Gross, Francisco Massa, Adam Lerer, James Bradbury, Gregory Chanan, Trevor Killeen, Zeming Lin, Natalia Gimelshein, Luca Antiga, et al. Pytorch: An imperative style, high-performance deep learning library. *Advances in neural information processing systems*, 32:8026–8037, 2019.
- [Peng et al., 2016] Kuan-Chuan Peng, Amir Sadovnik, Andrew Gallagher, and Tsuhan Chen. Where do emotions come from? predicting the emotion stimuli map. In *2016 IEEE international conference on image processing (ICIP)*, pages 614–618. IEEE, 2016.
- [Radford et al., 2021] Alec Radford, Jong Wook Kim, Chris Hallacy, Aditya Ramesh, Gabriel Goh, Sandhini Agarwal, Girish Sastry, Amanda Askell, Pamela Mishkin, Jack Clark, et al. Learning transferable visual models from natural language supervision. *arXiv preprint arXiv:2103.00020*, 2021.
- [Rao et al., 2019] Tianrong Rao, Xiaoxu Li, Haimin Zhang, and Min Xu. Multi-level region-based convolutional neural network for image emotion classification. *Neurocomputing*, 333:429–439, 2019.
- [Rao et al., 2020] Tianrong Rao, Xiaoxu Li, and Min Xu. Learning multi-level deep representations for image emotion classification. *Neural Processing Letters*, 51(3):2043–2061, 2020.
- [Wu et al., 2021] Lifang Wu, Heng Zhang, Sinuo Deng, Ge Shi, and Xu Liu. Discovering sentimental interaction via graph convolutional network for visual sentiment prediction. *Applied Sciences*, 11(4):1404, 2021.
- [Yang et al., 2018a] Jufeng Yang, Dongyu She, Yu-Kun Lai, Paul L Rosin, and Ming-Hsuan Yang. Weakly supervised coupled networks for visual sentiment analysis. In *Proceedings of the IEEE conference on computer vision and pattern recognition*, pages 7584–7592, 2018.
- [Yang et al., 2018b] Jufeng Yang, Dongyu She, Ming Sun, Ming-Ming Cheng, Paul L Rosin, and Liang Wang. Visual sentiment prediction based on automatic discovery of affective regions. *IEEE Transactions on Multimedia*, 20(9):2513–2525, 2018.
- [You et al., 2015] Quanzeng You, Jiebo Luo, Hailin Jin, and Jianchao Yang. Robust image sentiment analysis using progressively trained and domain transferred deep networks. In *Twenty-ninth AAAI conference on artificial intelligence*, 2015.
- [You et al., 2016] Quanzeng You, Jiebo Luo, Hailin Jin, and Jianchao Yang. Building a large scale dataset for image emotion recognition: The fine print and the benchmark. In *Proceedings of the AAAI conference on artificial intelligence*, volume 30, 2016.
- [Zhang and Xu, 2020] Haimin Zhang and Min Xu. Weakly supervised emotion intensity prediction for recognition of emotions in images. *IEEE Transactions on Multimedia*, 2020.
- [Zhang et al., 2022] Jing Zhang, Xinyu Liu, Mei Chen, Qi Ye, and Zhe Wang. Image sentiment classification via multi-level sentiment region correlation analysis. *Neurocomputing*, 469:221–233, 2022.
- [Zhao et al., 2014] Sicheng Zhao, Yue Gao, Xiaolei Jiang, Hongxun Yao, Tat-Seng Chua, and Xiaoshuai Sun. Exploring principles-of-art features for image emotion recognition. In *Proceedings of the 22nd ACM international conference on Multimedia*, pages 47–56, 2014.
- [Zhao et al., 2021a] Sicheng Zhao, Guoli Jia, Jufeng Yang, Guiguang Ding, and Kurt Keutzer. Emotion recognition from multiple modalities: Fundamentals and methodologies. *arXiv preprint arXiv:2108.10152*, 2021.
- [Zhao et al., 2021b] Sicheng Zhao, Xingxu Yao, Jufeng Yang, Guoli Jia, Guiguang Ding, Tat-Seng Chua, Bjoern W Schuller, and Kurt Keutzer. Affective image content analysis: Two decades review and new perspectives. *IEEE Transactions on Pattern Analysis and Machine Intelligence*, 2021.
- [Zhou et al., 2021] Kaiyang Zhou, Jingkang Yang, Chen Change Loy, and Ziwei Liu. Learning to prompt for vision-language models. *arXiv preprint arXiv:2109.01134*, 2021.
- [Zhu et al., 2017] Xinge Zhu, Liang Li, Weigang Zhang, Tianrong Rao, Min Xu, Qingming Huang, and Dong Xu. Dependency exploitation: A unified cnn-rnn approach for visual emotion recognition. In *proceedings of the 26th international joint conference on artificial intelligence*, pages 3595–3601, 2017.