

Instrumental variable estimation of dynamic treatment effects on a survival outcome

Jad Beyhum *

ORSTAT, KU Leuven

and

Samuele Centorrino

Economics Department, Stony Brook University

and

Jean-Pierre Florens †

Toulouse School of Economics, Université Toulouse 1 Capitole

and

Ingrid Van Keilegom *

ORSTAT, KU Leuven

January 27, 2022

Abstract

This paper considers identification and estimation of the causal effect of the time Z until a subject is treated on a survival outcome T . The treatment is not randomly assigned, T is randomly right censored by a random variable C and the time to treatment Z is right censored by $T \wedge C$. The endogeneity issue is treated using an instrumental variable explaining Z and independent of the error term of the model. We study identification in a fully nonparametric framework. We show that our specification generates an integral equation, of which the regression function of interest is a solution. We provide identification conditions that rely on this identification equation. For estimation purposes, we assume that the regression function follows a parametric model. We propose an estimation procedure and give conditions under which the estimator is asymptotically normal. The estimators exhibit good finite sample properties in simulations. Our methodology is applied to find evidence supporting the efficacy of a therapy for burn-out.

Keywords: Dynamic treatment; Endogeneity; Instrumental variable; Censoring; Nonseparability.

*Financial support from the European Research Council (2016-2021, Horizon 2020 / ERC grant agreement No. 694409) is gratefully acknowledged.

†Jean-Pierre Florens acknowledges funding from the French National Research Agency (ANR) under the Investments for the Future program (Investissements d’Avenir, grant ANR-17-EURE-0010).

1 Introduction

Consider subjects in a certain state, such as unemployment or medical leave. The policy-maker is sometimes interested in how the timing of some treatment affects the time the subjects remain in the state. An example comes from labor economics, where we may want to evaluate the effect of the reduction of unemployment benefits after some time on the unemployment duration. Also, in medicine, one may be seeking to find the optimal time to give a therapy for workers in medical leave because of burn-out. This setting corresponds to our empirical application.

The present paper considers the problem of estimation of the causal effect of a dynamic treatment which can be given at several points in time. The time Z until the treatment is given is not randomly assigned. We solve the endogeneity issue thanks to an instrumental variable W independent of the error term of the model and sufficiently related to Z . The outcome duration of interest T is randomly right censored by a censoring time C . The timing of the treatment Z is itself censored by $T \wedge C$. This context corresponds to studies where follow-up stops when the subjects leave the state of interest, or the treatment cannot be given to participants who left the state of inflow. In the latter case, Z corresponds to some latent duration to treatment, which is realized only when $Z \leq T$. In the aforementioned labor economics example, this is justified because the reduction in unemployment benefits cannot happen if the subject is no longer unemployed. In the illustration from medicine, there is no reason to treat cured workers.

The contributions of the paper are as follows. We consider identification in a fully non-parametric framework. The quantities of interest in the evaluation of dynamic treatment effects are shown to be functionals of the regression function of the model. We prove that the specification of the model generates an integral equation of which the regression function is a solution. We use this identification system to derive identification properties. For estimation purposes, we assume that the regression function follows a parametric model. We propose an estimation procedure and give conditions under which the semiparametric estimator is asymptotically normal. The finite sample properties of the estimator are assessed through simulations. We apply our methodology to evaluate the effect of the timing of a therapy on the duration of medical leave for burn-out.

There exists an extensive literature on instrumental variable methods with randomly right censored duration outcomes, where both the treatment and the instrument are time-

independent. In this context, Tchetgen et al. (2015), Li et al. (2015), Chan (2016) and Chernozhukov et al. (2015) estimate causal effects in a semiparametric framework. Frandsen (2015), Sant’Anna (2016), Richardson et al. (2017), Blanco et al. (2020) provide non-parametric estimation results for the average treatment effects on the compliers (see Angrist et al. (1996)) with binary treatment and instrument. Moreover, Beyhum et al. (2021) non-parametrically estimate the average treatment effect over the whole population when both the treatment and the instrument are categorical. Also, Centorrino and Florens (2021) study nonparametric estimation when the treatment is continuous. They allow the instrument to be discrete even in this case.

Some papers study the evaluation of the effect of the time to treatment on a survival outcome under a conditional unconfoundedness assumption. See Sianesi (2004), Abbring and Van den Berg (2005); Lechner (2009), Lechner and Miquel (2010), Kastoryano and Van der Klaauw (2011), Vikström (2017) and Van den Berg et al. (2020b) for the literature in econometrics. Hernán and Robins (2010) give an excellent overview of the methods available in the biostatistics literature to infer causal effects in this context.

Additionally, there exist other papers on the estimation of the effect of an endogenous time-varying treatment on a right censored outcome. In Abbring and Van den Berg (2003), it is assumed that both the timing of the treatment and the survival outcome follow a mixed proportional hazards model. This restriction is in contrast with our nonseparable nonparametric identification approach. Finally, Van den Berg et al. (2020a) study a very specific one-sided noncompliance context, where the time to treatment is either equal to the instrument or to ∞ (untreated). Instead, the present work does not assume one-sided noncompliance.

This paper is organized as follows. The model specification is given in Section 2. We study identification in Section 3. Section 4 is devoted to estimation and inference. Section 5 describes our simulations and the empirical application. Concluding remarks are given in Section 6. An appendix contains the proof of the identification results. The proofs of the estimation results and additional numerical experiments are in the online appendix.

2 The model

The outcome is a continuous duration T with support in \mathbb{R}_+ . The treatment time is a random variable Z , with support \mathcal{Z} in \mathbb{R}_+ . For $z \in \mathcal{Z}$, let $\lambda(z, \cdot) : \mathbb{R}_+ \mapsto \mathbb{R}_+$ be the

structural hazard of $T(z)$, the potential outcome of T when the treatment time is set to z . We assume that there exist mappings $\lambda_0 : \mathbb{R}_+ \mapsto \mathbb{R}_{>0}$ and $\lambda_1 : \mathcal{Z} \times \mathbb{R}_+ \mapsto \mathbb{R}_{>0}$ such that for all $z \in \mathcal{Z}$ and $t \in \mathbb{R}_+$,

$$\lambda(z, t) = \lambda_0(t)I(z > t) + \lambda_1(z, t)I(z \leq t), \quad (1)$$

where $I(\cdot)$ is the indicator function. This is the so-called no anticipation assumption (see Abbring and Van den Berg (2003); Van den Berg et al. (2020a)), which is standard in the literature on dynamic treatment effects. It means that the hazard rate is not affected by the treatment before the latter happens. It requires that subjects do not modify their behavior in anticipation of future treatment. This assumption is illustrated in Figure 1, where we draw the structural hazard rates under treatment levels $z = 5$ and $z = 7$. In this illustration, the treatment increases the hazard rate, but our model also allows that the treatment reduces the hazard rate.

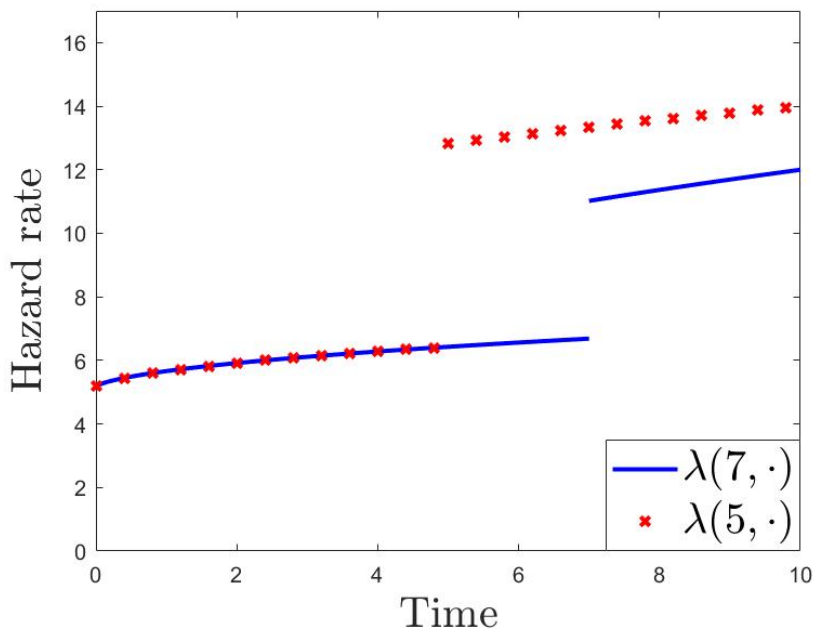


Figure 1: Structural hazard rates under treatment levels $z = 5$ and $z = 7$.

For $z \in \mathcal{Z}$ and $t \in \mathbb{R}_+$, let also $\Lambda(z, t) = \int_0^t \lambda(z, s) ds$ be the structural cumulative hazard under treatment z . Let $U \sim \text{Exp}(1)$ be an unobserved heterogeneity term such that

$$\Lambda(Z, T) = U. \quad (2)$$

This model is natural since the cumulative hazard of the duration in survival analysis follows a unit exponential distribution.

The variables U and Z may be dependent, which creates an endogeneity issue. There exists an instrument W , independent of U , allowing to solve this issue. The support of W is denoted \mathcal{W} . For simplicity, we limit ourselves to the case where W is scalar, that is $\mathcal{W} \subset \mathbb{R}$.

The model can be rewritten as

$$T = \varphi(Z, U) = I(Z > \varphi_0(U))\varphi_0(U) + I(Z \leq \varphi_0(U))\varphi_1(Z, U), \quad (3)$$

where $\varphi_0 : \mathbb{R}_+ \mapsto \mathbb{R}_+$ is the inverse of $t \mapsto \int_0^t \lambda_0(s)ds$ and $\varphi_1(z, \cdot) : \mathbb{R}_+ \mapsto \mathbb{R}$ is the inverse of $t \mapsto \int_0^t \lambda(z, s)ds$ for all $z \in \mathcal{Z}$. A proof of this claim can be found in the Appendix. Note that, since the hazard rates are strictly positive, φ_0 and $\varphi_1(z, \cdot)$ are strictly increasing and differentiable. Moreover, as shown in the Appendix, the no-anticipation assumption implies that $\varphi_1(z, \varphi_0^{-1}(z)) = z$. As a result, φ is strictly increasing and continuous in its second argument.

Throughout the paper, we will identify and estimate φ rather than λ because this approach simplifies the mathematical analysis. From φ , we can recover λ and derive many quantities of interest in duration models. For instance, the structural survival function S_z under treatment z is given by

$$S_z(t) = e^{-[\varphi(z, \cdot)]^{-1}(t)}, \quad t \in \mathbb{R}_+.$$

Note also that $\varphi(z', u) - \varphi(z, u)$ is the $1 - e^{-u}$ -quantile treatment effect of changing the value of the treatment from z to z' .

The duration T is randomly right censored by a random variable C with support in \mathbb{R}_+ , so that we do not observe T but $Y = T \wedge C$. The observables are $(Y, \delta, \tilde{Z}, \tilde{D}, W)$, where $\delta = I(T \leq C)$, $\tilde{Z} = Z \wedge Y$, is a censored version of Z and $\tilde{D} = I(Z \leq Y)$ is a censored version of $D = I(Z \leq T)$, the treatment indicator. Note that $D = 1$ for treated observations only. We also assume that the distribution of (U, Z, W) is continuous. The fact that Z and W are continuous is not necessary, it is only imposed to simplify the exposition of the paper. Let us summarize the main assumptions on the model.

- (M) (i) φ_0 is strictly increasing and differentiable;
- (ii) $\varphi_1(z, \cdot)$ is strictly increasing and differentiable for all $z \in \mathbb{R}_+$;
- (iii) The distribution of (U, Z, W) is continuous.

3 Identification

We study identification in a fully nonparametric setting. First, we show that our model generates an integral equation. Then we derive identification results based on this equation.

3.1 Identification equation

In order to formulate the identification equation, we introduce the following reduced form quantities. For $t \in \mathbb{R}_+$, $w \in \mathcal{W}$, let

$$\begin{aligned} F_0(t, w) &= \mathbb{P}(T \leq t, D = 0, W \leq w); \\ F_W(w) &= \mathbb{P}(W \leq w). \end{aligned}$$

Moreover, for a mapping $\psi : \mathcal{Z} \mapsto \mathbb{R}_+$ and $w \in \mathcal{W}$, we define

$$F_1(\psi, w) = \mathbb{P}(T \leq \psi(Z), D = 1, W \leq w).$$

The following theorem constitutes the main identification result of the paper.

Theorem 3.1 *For all $w \in \mathcal{W}$, we have*

$$F_0(\varphi_0(u), w) + F_1(\varphi_1(\cdot, u), w) = (1 - e^{-u})F_W(w). \quad (4)$$

The proof can be found in the Appendix.

Alternatively, the model can be characterized in terms of hazard rates and survival probabilities, which are natural quantities in the context of survival analysis. In order to formulate this other characterization, we introduce further notations. For $t \in \mathbb{R}_+$, $z \in \mathcal{Z}$, $w \in \mathcal{W}$, let

$$\begin{aligned} h_0(t|w) &= \lim_{dt \rightarrow 0} \frac{\mathbb{P}(T \in [t, t + dt] | D = 0, W = w)}{\mathbb{P}(T \geq t | D = 0, W = w)dt}; \\ h_1(t|z, w) &= \lim_{dt \rightarrow 0} \frac{\mathbb{P}(T \in [t, t + dt] | Z = z, D = 1, W = w)}{\mathbb{P}(T \geq t | Z = z, D = 1, W = w)dt} \end{aligned}$$

be the hazard rate of T at t given $\{D = 0, W = w\}$ and $\{Z = z, D = 1, W = w\}$, respectively. Moreover, define

$$\begin{aligned} p_0(t|w) &= \mathbb{P}(T \geq t, D = 0 | W = w); \\ p_1(t, z|w) &= \lim_{dz \rightarrow 0} \frac{1}{dz} \mathbb{P}(T \geq t, Z \in [z, z + dz], D = 1 | W = w). \end{aligned}$$

Then, we have the following corollary

Corollary 3.1 Equation (4) is equivalent to

$$\int_0^{\varphi_0(u)} h_0(t|w)p_0(t|w)dt + \int \int_0^{\varphi_1(z,u)} h_1(t|z,w)p_1(t,z|w)dtdz = 1 - e^{-u}.$$

The proof is in Section S.1 of the online appendix.

3.2 Identification without censoring

In this section, we discuss the simple case where there is no censoring, that is $C = \infty$ a.s. Then, $Y = T$ and $\tilde{D} = D$, which implies that $F_0(t, w)$ is identified for all $t \in \mathbb{R}_+$ and $w \in \mathcal{W}$. Moreover, when $D = 1$, we have $\tilde{Z} = Z$, and, hence, $F_1(\psi, w)$ is identified for all $\psi : \mathcal{Z} \mapsto \mathbb{R}_+$ and $w \in \mathcal{W}$. Therefore, all quantities in (4) are identified in the absence of censoring. Hence, uniqueness of the solutions to (4) implies identification. This allows us to derive identification results in the next two subsections.

3.2.1 Local identification

We start by local identification, which means that (4) has a unique solution in a neighborhood of the true φ . We give a more formal definition below. Let us define

$$F_0(t|w) = \mathbb{P}(T \leq t, D = 0|W = w);$$

$$F_1(t, z|w) = \lim_{dz \rightarrow 0} \frac{1}{dz} \mathbb{P}(T \leq t, Z \in [z, z + dz], D = 1|W = w).$$

Let the parameter space be \mathcal{P} , which is the set of (ψ_0, ψ_1) such that $\psi_0 : \mathbb{R}_+ \mapsto \mathbb{R}_+$ is a differentiable and strictly increasing mapping and $\psi_1 : \mathcal{Z} \times \mathbb{R}_+ \mapsto \mathbb{R}_+$ is a mapping which is differentiable, strictly increasing in its second argument and satisfies $E[\psi_1(Z, u)^2|U = u] < \infty$, for all $u \in \mathbb{R}_+$.

For $\psi = (\psi_0, \psi_1) \in \mathcal{P}$, let

$$T(\psi)(u|w) = F_0(\psi_0(u)|w) + \int F_1(\psi_1(z, u), z|w)dz - (1 - e^{-u}).$$

By (4), $T(\varphi) \equiv 0$ for the true φ , which we identify with (φ_0, φ_1) . Let $\frac{\partial F_0}{\partial t}$ (resp. $\frac{\partial F_1}{\partial t}$) be the partial derivative of F_0 (resp. F_1) with respect to its first argument and

$$T_\varphi(\psi)(u|w) = \psi_0(u) \frac{\partial F_0}{\partial t}(\varphi_0(u)|w) + \int \psi(z, u) \frac{\partial F_1}{\partial t}(\varphi_1(z, u), z|w)dz$$

be the Fréchet derivative of T at the point φ in the direction ψ . Formally, the causal regression function φ is locally identified if $T_\varphi(\psi) = 0 \Rightarrow \psi \equiv 0$, which means that (4) has

a unique solution in a neighborhood of φ . The following conditional completeness condition is sufficient for local identification.

(L) For all $\psi = (\psi_0, \psi_1) \in \mathcal{P}$,

$$E[\psi_0(U)I(Z > \varphi(Z, U)) + I(Z \leq \varphi(Z, U))\psi_1(Z, U)|U, W] = 0 \text{ a.s.} \Rightarrow \psi \equiv 0$$

This assumption is implied by conditional completeness of (Z, U) given (W, U) , which means that for all functions $m : \mathcal{Z} \times \mathbb{R}_+ \mapsto \mathbb{R}$, $E[m(Z, U)|U, W] = 0 \text{ a.s.} \Rightarrow m \equiv 0$. This type of condition is well-known in the instrumental variable literature and is studied in Florens et al. (1990) and Cazals et al. (2016). Remark that (L) is a sort of conditional completeness of Z given (W, U) restricted to the functions of Z which do not depend on Z when $Z > \varphi(Z, U)$. As noted in Dunker et al. (2014) and Centorrino and Florens (2021), if the model is separable, (L) could be satisfied with categorical Z and W , or even continuous Z and categorical W . We do not consider these cases in the present paper to simplify the exposition.

We have the following local identification result.

Theorem 3.2 *Under Assumptions (M) and (L), $\varphi(\cdot, u)$ is locally identified.*

The proof is in the Appendix.

3.2.2 Global identification

Next, we discuss global identification, that is uniqueness of the solution to (4). For $\mu \in \mathbb{R}_+$ and $\psi \in \mathcal{P}$, we define

$$\begin{aligned} g_{0,\mu,\psi_0}(u|w) &= \left[\varphi'_0(u) + \mu\psi'_0(u) \right] \frac{\partial F_0}{\partial t}(\varphi_0(u) + \mu\psi_0(u)|w) \\ g_{1,\mu,\psi_1}(u, z|w) &= \left[\frac{\partial \varphi_1}{\partial u}(z, u) + \mu \frac{\partial \psi_1}{\partial u}(z, u) \right] \frac{\partial F_1}{\partial t}(\varphi_1(z, u) + \mu\psi_1(z, u), z|w). \end{aligned}$$

We make the following hypothesis:

(G) If

$$\int_0^1 \left[\rho_{0,\mu}(u)g_{0,\mu,\psi_0}(u|w) + \int \rho_{1,\mu}(z, u)g_{1,\mu,\psi_1}(u, z|w)dz \right] d\mu = 0$$

for all $u \in \mathbb{R}_+, w \in \mathcal{W}, \psi \in \mathcal{P}$, then $(\rho_{0,\mu}(U), \rho_{1,\mu}(Z, U)) = 0 \text{ a.s.}$, for any functions $\rho_{0,\mu} : \mathbb{R}_+ \mapsto \mathbb{R}$ and $\rho_{1,\mu} : \mathcal{Z} \times \mathbb{R}_+ \mapsto \mathbb{R}$.

This type of strong completeness condition is studied in Chernozhukov and Hansen (2005) and Fève et al. (2018). Under this hypothesis we can now show the global identification of our model.

Theorem 3.3 *If Assumptions (M) and (G) hold, then φ is identified.*

The proof can be found in Section S.1 of the online appendix.

3.3 Identification with censoring

Let us now consider the case where T is right censored. In this case, F_0 and F_1 may not be identified everywhere because of censoring. We make the following assumption on the censoring:

(C) The censoring time C is independent of (U, Z, W) .

This assumption could be relaxed. For instance, the fact that C and U are independent given Z, W would suffice for identification. However, we impose the stronger assumption (C) to simplify the exposition and the estimation.

Let c_0 be the upper bound of the support of C . Identification of $F_0(t, w)$ and $F_1(\psi, w)$ for $\psi : \mathcal{Z} \mapsto [0, t]$ is only possible for $t \in [0, c_0]$. Hence, we can only check that $\varphi(\cdot, u)$ is the solution of the identification equation for $u \in [0, u_0]$, where

$$u_0 = \inf\{u \in \mathbb{R}_+ : \varphi(z, u) < c_0 \forall z \in \mathcal{Z}\}.$$

Define $G(t) = \mathbb{P}(C \geq t)$, the survival function of C . Since $F_0(t, w) = E[I(T \leq t, D = 0, W \leq w)]$, by usual arguments, we have

$$F_0(t, w) = E \left[\frac{\delta}{G(Y)} I(Y \leq t, \tilde{D} = 0, W \leq w) \right], \quad (5)$$

for all $t \in [0, c_0]$. Similarly, for all $\psi : \mathcal{Z} \mapsto [0, c_0]$, it holds that

$$F_1(\psi, w) = E \left[\frac{\delta}{G(Y)} I(Y \leq \psi(\tilde{Z}), \tilde{D} = 1, W \leq w) \right]. \quad (6)$$

The proof of (5) and (6) is given in Section S.1 of the online appendix. By standard arguments from the survival analysis literature, $G(t)$ is identified for all $t \in [0, \sup\{t \in \mathbb{R}_+ : \mathbb{P}(T \geq t) > 0\}]$. Hence, the quantities on the right-hand side of (5) and (6) are identified and so are $F_0(t, w)$ for all $t \in [0, c_0)$ and $F_1(\psi, w)$ for all $\psi : \mathcal{Z} \mapsto [0, c_0]$. Therefore, identification results on $\varphi(\cdot, u)$ for $u \in [0, u_0]$ can be obtained as in the case without censoring.

4 Estimation

4.1 Parametric regression function

Our strategy is to first estimate F_0, F_1 and F_W , and then to solve an estimate of equation (4) for φ_0 and φ_1 , which is obtained by plug-in of the estimates of F_0, F_1 and F_W . Since (4) is a complex integral equation, this method is unlikely to deliver precise nonparametric estimates of φ on datasets of reasonable size. As a result, we decide to assume that φ follows a parametric model, that is $\varphi = \varphi_{\theta_*}$, where $\theta_* \in \Theta$ and $\Theta \subset \mathbb{R}^K$ is the parameter set. This approach has three additional advantages. First, it avoids the need for regularization, since the parameter set has finite dimension. Second, parametric shapes enable to summarize simply the properties of φ . Finally, they allow to estimate $\varphi(\cdot, u)$ even for $u > u_0$, which is useful when the study has insufficient follow-up. Note that, the model remains semiparametric since F_0 and F_1 are not parametrically constrained. Let us give some examples of parametric models for φ .

Example 1: Weibull model. A first example comes from the Weibull distribution. Recall that $T(z)$ is the potential outcome of T when the treatment time is set to z . We assume that before z , the hazard rate of $T(z)$ corresponds to that of a Weibull distribution with parameters θ_{00}, θ_{10} . After z , the hazard rate $T(z)$ is that of a Weibull distribution with parameters θ_{01}, θ_{11} . The structural hazard of $T(z)$ at time t is therefore given by

$$\lambda(z, t) = \theta_{00}\theta_{01}t^{\theta_{01}-1}I(t < z) + \theta_{10}\theta_{11}t^{\theta_{11}-1}I(t \geq z). \quad (7)$$

By inverting the cumulative hazard, it can be shown that

$$\begin{aligned} \varphi_{\theta_0}(u) &= \left(\frac{u}{\theta_{00}}\right)^{\frac{1}{\theta_{01}}}; \\ \varphi_{\theta_1}(z, u) &= \left(\frac{u - \theta_{00}z^{\theta_{01}}}{\theta_{10}} + z^{\theta_{11}}\right)^{\frac{1}{\theta_{11}}}. \end{aligned}$$

Example 2: Log-normal model. The second example comes from the log-normal distribution. Before z , the hazard rate of $T(z)$ is assumed to be equal to that of a log-normal distribution with mean θ_{00} and variance θ_{01} . After z , the hazard rate of $T(z)$ corresponds to that of a log-normal distribution with mean θ_{10} and variance θ_{11} . The structural hazard

rate of $T(z)$ at time t is then given by

$$\lambda(z, t) = \frac{\phi\left(\frac{\log(t)-\theta_{00}}{\theta_{01}}\right)}{\theta_{01}t\left[1-\Phi\left(\frac{\log(t)-\theta_{00}}{\theta_{01}}\right)\right]}I(t < z) + \frac{\phi\left(\frac{\log(t)-\theta_{10}}{\theta_{11}}\right)}{\theta_{11}t\left[1-\Phi\left(\frac{\log(t)-\theta_{10}}{\theta_{11}}\right)\right]}I(t \geq z), \quad (8)$$

where ϕ and Φ are respectively the density and the cumulative distribution function of a standard normal distribution. Inverting the cumulative hazard, we obtain

$$\begin{aligned} \varphi_{\theta_0}(u) &= \exp\left[\theta_{00} + \theta_{01}\Phi^{-1}\left(1 - \exp(-u)\right)\right] \\ \varphi_{\theta_1}(z, u) &= \exp\left[\theta_{10} + \theta_{11}\Phi^{-1}\left(1 - \exp(-u + \log(R_z(\theta)))\right)\right], \end{aligned}$$

where

$$R_z(\theta) = \frac{1 - \Phi\left(\frac{\log(z)-\theta_{10}}{\theta_{11}}\right)}{1 - \Phi\left(\frac{\log(z)-\theta_{00}}{\theta_{01}}\right)}.$$

4.2 Estimation of the integral equation

For $\theta \in \Theta$, let

$$M_\theta(u, w) = F_0(\varphi_{\theta_0}(u), w) + F_1(\varphi_{\theta_1}(\cdot, u), w) - (1 - e^{-u})F_W(w)$$

be the value of the identifying equation (4) in φ_θ . In order to estimate θ_* using (4), it is necessary to estimate the unknown operator M . Assume that we possess an i.i.d. sample $\{Y_i, \delta_i, \tilde{Z}_i, \tilde{D}_i, W_i\}_{i=1}^n$. We estimate F_0 and F_1 using (5) and (6). Let

$$\begin{aligned} N(t) &= \sum_{i=1}^n I(Y_i \leq t, \delta_i = 0); \\ Y(t) &= \sum_{i=1}^n I(Y_i \geq t). \end{aligned}$$

The Kaplan-Meier estimator of $G(t)$ is given by

$$\hat{G}(t) = \prod_{s < t} \left(1 - \frac{dN(s)}{Y(s)}\right),$$

where $dN(s) = N(s) - \lim_{s' \rightarrow s, s' < s} N(s')$. In turn, F_0 and F_1 are estimated by

$$\begin{aligned} \hat{F}_0(t, w) &= \frac{1}{n} \sum_{i=1}^n \frac{\delta_i}{\hat{G}(Y_i)} I(Y_i \leq t, \tilde{D}_i = 0, W_i \leq w); \\ \hat{F}_1(\psi, w) &= \frac{1}{n} \sum_{i=1}^n \frac{\delta_i}{\hat{G}(Y_i)} I(Y_i \leq \psi(\tilde{Z}_i), \tilde{D}_i = 1, W_i \leq w). \end{aligned}$$

Then, F_W is estimated by $\widehat{F}_W(w) = n^{-1} \sum_{i=1}^n I(W_i \leq w)$. Finally, the estimator of M is

$$\widehat{M}_\theta(u, w) = \widehat{F}_0(\varphi_{\theta 0}(u), w) + \widehat{F}_1(\varphi_{\theta 1}(\cdot, u), w) - (1 - e^{-u})\widehat{F}_W(w).$$

Remark that, although Z and W are continuous random variables, we avoid smoothing because we use an unconditional identification equation.

4.3 Estimator of θ_*

It is computationally impossible to solve the estimated identifying equation for every u and w . Hence, we solve it on a grid $0 \leq u_1 < \dots < u_m < u_0$ of values of u , where $m \in \mathbb{N}_*$ is fixed, and at $w = W_1, \dots, W_n$. The estimator of θ_* is

$$\widehat{\theta} \in \arg \min_{\theta \in \Theta} \widehat{L}(\theta), \quad (9)$$

where $\widehat{L}(\theta) = (nm)^{-1} \sum_{i=1}^n \sum_{j=1}^m p(u_j) \widehat{M}_\theta(u_j, W_i)^2$ and $p(\cdot)$ is some weighting function, typically $p(u) = e^{-u}$.

4.4 Asymptotic normality

Now, we state the conditions that we impose to show asymptotic normality. The first assumption ensures identification, that is

$$\theta_* = \arg \min_{\theta \in \Theta} L(\theta),$$

where

$$L(\theta) = m^{-1} \sum_{j=1}^m p(u_j) E[M_\theta(u_j, W)^2].$$

- (I) (i) The regression function $\varphi(\cdot, u_j)$ is globally identified for all $j = 1, \dots, m$.
(ii) We have $\sup_{\theta \in \Theta, z \in \mathcal{Z}} \varphi_{\theta 0}(u_m) \vee \varphi_{\theta 1}(z, u_m) < c_0$.
(iii) Let $\theta, \tilde{\theta} \in \Theta$ be such that $\varphi_\theta(z, u_j) = \varphi_{\tilde{\theta}}(z, u_j)$ for all $j = 1, \dots, m$ and $z \in \mathcal{Z}$. Then, $\theta = \tilde{\theta}$.

Condition (I) (i) was studied in the previous section, whereas condition (I) (ii) restricts the choices of Θ and u_m , and (I) (iii) is a constraint on the parametric family.

Let $\|\cdot\|$ denote the Euclidean norm in \mathbb{R}^K . We also impose some regularity conditions:

- (R) (i) The true parameter θ_* is an interior point of Θ .

- (ii) The parameter space Θ is compact.
- (iii) For all u, w , $\theta \mapsto M_\theta(u, w)$ is three times differentiable and its third order derivative is bounded uniformly in u, w, θ .
- (iv) The matrix $\nabla^2 L(\theta_*)$ is positive definite.
- (v) The class

$$\{(t, z) \in \mathbb{R}_+ \times \mathcal{Z} \mapsto I(t \leq \varphi_\theta(z, u)), \theta \in \Theta\}$$

is Donsker for all $u \in \mathbb{R}_+$.

- (vi) For all $u \in \mathbb{R}_+$, there exists a constant $C_u > 0$ such that $|\varphi_\theta(z, u) - \varphi_{\theta_*}(z, u)| \leq C_u \|\theta - \theta_*\|$ for all $\theta \in \Theta$ and $z \in \mathcal{Z}$.
- (vii) The density of T given Z, D is uniformly bounded.

These standard and mild conditions depend simultaneously on the regularity of the mapping $\theta \mapsto \varphi_\theta$ and on the distribution of (U, Z, W) .

Theorem 4.1 *Under Assumptions (M), (C), (I) and (R), there exists a $K \times K$ asymptotic variance matrix Σ such that*

$$\sqrt{n}(\hat{\theta} - \theta_*) \xrightarrow{d} \mathcal{N}(0, \Sigma).$$

The proof is in Section S.2 of the online appendix.

4.5 Bootstrap

Since the asymptotic variance matrix Σ has a complicated expression (see the proof of Theorem 4.1), we rely on the nonparametric bootstrap for inference. Let $\{Y_{bi}, \delta_{bi}, \tilde{Z}_{bi}, \tilde{D}_{bi}, W_{bi}\}_{i=1}^n$ be the bootstrap sample drawn with replacement from the original sample $\{X_i = (Y_i, \delta_i, \tilde{Z}_i, \tilde{D}_i, W_i)\}_{i=1}^n$. Let also $\hat{\theta}_b$ be the value of the estimator computed on the bootstrap sample b . We have the following result.

Theorem 4.2 *Under Assumptions (M), (C), (I) and (R), it holds that*

$$\sqrt{n}(\hat{\theta}_b - \hat{\theta}) \xrightarrow{d} \mathcal{N}(0, \Sigma) \quad [P],$$

where the convergence is for the law of $\hat{\theta}_b$ conditional on the original sample, in probability with respect to the original sample. In other words,

$$\sup_t \left| P^*(\sqrt{n}(\hat{\theta}_b - \hat{\theta}) \leq t) - P(\sqrt{n}(\hat{\theta} - \theta_*) \leq t) \right| = o_P(1),$$

where P^* stands for the probability law conditionally on the original data.

The proof is in Section S.3 of the online appendix. This result allows to build confidence intervals with the naïve bootstrap using the empirical distribution of the estimates in the bootstrap samples.

5 Numerical experiments

5.1 Simulations

For a sample of size n , and for $i = 1, \dots, n$, we generate the instrument W_i and U_i from two independent exponential distributions with parameter equal to one. We also generate an additional error term $r_i \sim \text{Exp}(1)$. The treatment time Z_i is taken equal to

$$Z_i = \sqrt{2r_i U_i^\alpha W_i^\beta},$$

where the parameter α controls the level of endogeneity, and the parameter β controls the strength of the instrument. When $\alpha = 0$, the treatment time, Z_i , is independent of U_i , and when $\beta = 0$, the instrument cannot explain any of the variation in the treatment time. Finally,

$$T_i = \varphi(Z_i, U_i) = \varphi_0(U_i)I(\varphi_0(U_i) < Z_i) + \varphi_1(Z_i, U_i)I(\varphi_0(U_i) \geq Z_i).$$

For φ , we consider the two parametric models of Section 4.1. For the Weibull model (example 1), we take the true parameter vector $\theta = (\theta_{00}, \theta_{10}, \theta_{01}, \theta_{11})^\top = (1, 2, 1.5, 2)^\top$. For the log-normal model (example 2), the true parameter vector is $\theta = (\theta_{00}, \theta_{10}, \theta_{01}, \theta_{11})^\top = (0, 1, 1, 1)^\top$. For both designs, we consider $\alpha \in \{0.25, 0.75\}$ to vary the level of endogeneity, and $\beta \in \{0.5, 1\}$ to vary the strength of the instrument. We further take censoring into account as follows:

- (a) T_i is not censored ($C_i = \infty$).
- (b) In Setting 1 (Weibull) we take $C_i - 0.3 \sim \text{Exp}(2)$, and in Setting 2 (log-normal), $\log(C_i) \sim N(1, 1)$. The parameters of the distribution of C_i are chosen in such a way that about 20% of the observations are censored.

The sample size is fixed to $n \in \{500, 1000, 3000\}$. We thus have a total of $3 \times 2^4 = 48$ simulation schemes, and we run $R = 1000$ replications for each scheme. The optimization algorithm is started at 100 random values. Each of these starting values yields a local minimum. The local minimum which leads to the lowest value of the objective function

corresponds to the estimate. We use a grid u_1, \dots, u_{100} of 100 values of U , where u_1 (respectively u_{100}) is the 0.025 (respectively, 0.975) quantile of the unit exponential distribution and the points are equally spaced.

We report the bias and standard error of the estimator and the coverage of the bootstrap percentile confidence intervals at level 90%, 95% and 99%. As the computation time increases with the sample size, the coverage of the confidence intervals are evaluated using the Warp-Speed method of Giacomini et al. (2013), where only one bootstrap resampling is used for each simulated sample. We also provide the average number of treated units observed, \bar{D} , and the average number of uncensored observations, $\bar{\delta}$.

We summarize the simulations results for the Weibull design in Tables 1 (without censoring) and 2 (with censoring). Let us first discuss Table 1. Between 40 and 50% of observations are treated. With a strong instrument ($\beta = 1$), the bias is low, even when $n = 500$. The coverage of the confidence intervals improves when n grows and are even close to nominal for $n = 1000$ or $n = 3000$. When the instrument is weaker ($\beta = 0.5$), the estimator exhibits good performance in terms of bias when $n = 1000$ or $n = 3000$. The results with censoring (Table 2) are similar with a small deterioration of the performance. The results for the log-normal model are reported in Section S.4 of the online appendix.

5.2 Empirical application

We use data from a large Belgian insurance company. This insurer offers a product to other companies, which consists in paying for the salaries of their client' workers who are on medical leave because of burn-out. This insurance product also contains the possibility of following a free therapy for these workers suffering from burn-out. The goal of the company is to reduce the duration of medical leave (our duration variable in this application) and, hence, it would like to know the effect of the start of the therapy (our treatment) on the duration of medical leave.

We take advantage of the treatment assignment mechanism to evaluate the causal effect of the treatment. The employees on medical leave are assigned to one of several partner institutions for medical care, which are responsible for carrying out the therapy. These partners evaluate the patient and decide to propose or not the therapy on the basis of the expected medical benefits of the therapy. The employee may then accept or decline to be treated, which suggests that Z is endogenous. The exact date of the start of the therapy varies depending on the availabilities of the partner and the patient, which makes

	$\hat{\theta}_{00}$	$\hat{\theta}_{10}$	$\hat{\theta}_{01}$	$\hat{\theta}_{11}$	$\hat{\theta}_{00}$	$\hat{\theta}_{10}$	$\hat{\theta}_{01}$	$\hat{\theta}_{11}$	$\hat{\theta}_{00}$	$\hat{\theta}_{10}$	$\hat{\theta}_{01}$	$\hat{\theta}_{11}$	$\hat{\theta}_{00}$	$\hat{\theta}_{10}$	$\hat{\theta}_{01}$	$\hat{\theta}_{11}$
NO CENSORING																
$n = 500$																
	$\alpha = 0.25, \beta = 1, \bar{D} = 0.46$				$\alpha = 0.75, \beta = 1, \bar{D} = 0.49$				$\alpha = 0.25, \beta = 0.5, \bar{D} = 0.40$				$\alpha = 0.75, \beta = 0.5, \bar{D} = 0.43$			
Bias	0.013	0.033	0.015	-0.004	0.010	0.069	0.017	-0.014	0.036	0.353	0.019	-0.082	0.020	0.462	0.020	-0.141
SE	0.105	0.424	0.115	0.432	0.104	0.864	0.123	0.462	0.165	3.308	0.131	0.769	0.151	3.352	0.135	0.747
90%	0.899	0.857	0.907	0.823	0.867	0.825	0.871	0.783	0.730	0.657	0.872	0.674	0.705	0.619	0.829	0.623
95%	0.940	0.957	0.955	0.885	0.930	0.914	0.941	0.881	0.845	0.822	0.929	0.782	0.803	0.745	0.911	0.763
99%	0.985	0.996	0.991	0.980	0.991	0.992	0.987	0.966	0.930	0.971	0.992	0.920	0.943	0.925	0.992	0.940
$n = 1000$																
	$\alpha = 0.25, \beta = 1, \bar{D} = 0.46$				$\alpha = 0.75, \beta = 1, \bar{D} = 0.49$				$\alpha = 0.25, \beta = 0.5, \bar{D} = 0.40$				$\alpha = 0.75, \beta = 0.5, \bar{D} = 0.42$			
Bias	0.011	-0.003	0.004	0.010	0.010	0.007	0.004	0.000	0.023	0.149	0.004	0.010	0.016	0.065	0.007	-0.054
SE	0.076	0.309	0.077	0.284	0.076	0.317	0.083	0.297	0.115	2.822	0.088	0.509	0.113	0.748	0.095	0.512
90%	0.884	0.918	0.911	0.925	0.896	0.906	0.908	0.910	0.773	0.672	0.890	0.750	0.740	0.654	0.882	0.741
95%	0.954	0.954	0.954	0.965	0.950	0.959	0.949	0.963	0.863	0.841	0.935	0.866	0.839	0.809	0.924	0.843
99%	0.999	0.998	0.994	0.996	0.996	0.997	0.985	0.996	0.976	0.965	0.985	0.948	0.946	0.964	0.975	0.961
$n = 3000$																
	$\alpha = 0.25, \beta = 1, \bar{D} = 0.46$				$\alpha = 0.75, \beta = 1, \bar{D} = 0.49$				$\alpha = 0.25, \beta = 0.5, \bar{D} = 0.40$				$\alpha = 0.75, \beta = 0.5, \bar{D} = 0.42$			
Bias	0.003	0.002	0.002	0.005	0.002	0.005	0.002	0.005	0.007	-0.002	0.003	0.014	0.005	0.018	0.003	-0.007
SE	0.042	0.171	0.044	0.163	0.042	0.174	0.049	0.172	0.061	0.390	0.050	0.265	0.063	0.405	0.055	0.271
90%	0.893	0.913	0.923	0.906	0.889	0.915	0.904	0.919	0.832	0.827	0.876	0.869	0.813	0.811	0.876	0.854
95%	0.961	0.969	0.962	0.951	0.956	0.960	0.973	0.962	0.912	0.912	0.951	0.924	0.905	0.902	0.947	0.936
99%	0.990	0.996	0.996	0.998	0.992	0.998	0.992	0.996	0.990	0.984	0.996	0.986	0.988	0.992	0.988	0.995

Table 1: Simulation results under the Weibull design without censoring.

	$\hat{\theta}_{00}$	$\hat{\theta}_{10}$	$\hat{\theta}_{01}$	$\hat{\theta}_{11}$	$\hat{\theta}_{00}$	$\hat{\theta}_{10}$	$\hat{\theta}_{01}$	$\hat{\theta}_{11}$	$\hat{\theta}_{00}$	$\hat{\theta}_{10}$	$\hat{\theta}_{01}$	$\hat{\theta}_{11}$	$\hat{\theta}_{00}$	$\hat{\theta}_{10}$	$\hat{\theta}_{01}$	$\hat{\theta}_{11}$
CENSORING																
$n = 500$																
	$\alpha = 0.25, \beta = 1, \bar{D} = 0.40, \bar{\delta} = 0.80$				$\alpha = 0.75, \beta = 1, \bar{D} = 0.43, \bar{\delta} = 0.80$				$\alpha = 0.25, \beta = 0.5, \bar{D} = 0.33, \bar{\delta} = 0.80$				$\alpha = 0.75, \beta = 0.5, \bar{D} = 0.36, \bar{\delta} = 0.79$			
Bias	0.022	0.149	0.022	-0.023	0.009	0.066	0.026	-0.041	0.039	0.922	0.029	-0.094	0.018	0.719	0.031	-0.193
SE	0.247	2.366	0.247	0.551	0.261	1.079	0.262	0.548	0.271	7.003	0.257	0.913	0.282	4.552	0.267	0.923
90%	0.808	0.818	0.816	0.812	0.823	0.844	0.805	0.761	0.720	0.698	0.780	0.634	0.687	0.673	0.749	0.538
95%	0.868	0.944	0.867	0.902	0.879	0.948	0.872	0.881	0.811	0.854	0.853	0.788	0.787	0.820	0.842	0.724
99%	0.954	0.991	0.944	0.987	0.967	0.997	0.990	0.989	0.973	0.969	0.976	0.923	0.938	0.936	0.967	0.955
$n = 1000$																
	$\alpha = 0.25, \beta = 1, \bar{D} = 0.40, \bar{\delta} = 0.80$				$\alpha = 0.75, \beta = 1, \bar{D} = 0.43, \bar{\delta} = 0.80$				$\alpha = 0.25, \beta = 0.5, \bar{D} = 0.33, \bar{\delta} = 0.80$				$\alpha = 0.75, \beta = 0.5, \bar{D} = 0.36, \bar{\delta} = 0.79$			
Bias	0.009	0.010	0.000	0.004	-0.009	0.026	0.011	-0.015	0.028	0.182	0.004	-0.003	0.017	0.160	0.002	-0.072
SE	0.227	0.393	0.213	0.382	0.245	0.401	0.230	0.391	0.229	1.924	0.207	0.654	0.247	1.841	0.231	0.610
90%	0.873	0.853	0.861	0.852	0.853	0.825	0.854	0.814	0.762	0.653	0.814	0.661	0.747	0.653	0.817	0.678
95%	0.901	0.926	0.899	0.936	0.882	0.929	0.874	0.915	0.858	0.820	0.891	0.836	0.842	0.818	0.885	0.830
99%	0.966	0.999	0.982	0.999	0.960	0.997	0.955	0.998	0.959	0.975	0.969	0.955	0.976	0.968	0.933	0.984
$n = 3000$																
	$\alpha = 0.25, \beta = 1, \bar{D} = 0.40, \bar{\delta} = 0.80$				$\alpha = 0.75, \beta = 1, \bar{D} = 0.43, \bar{\delta} = 0.80$				$\alpha = 0.25, \beta = 0.5, \bar{D} = 0.33, \bar{\delta} = 0.80$				$\alpha = 0.75, \beta = 0.5, \bar{D} = 0.36, \bar{\delta} = 0.79$			
Bias	-0.003	0.002	0.011	0.009	-0.008	0.007	0.018	0.001	0.002	0.012	-0.002	0.005	-0.004	0.031	0.010	-0.010
SE	0.210	0.277	0.209	0.265	0.218	0.266	0.208	0.269	0.220	0.483	0.201	0.368	0.215	0.494	0.208	0.365
90%	0.891	0.872	0.888	0.871	0.894	0.863	0.885	0.865	0.866	0.801	0.873	0.809	0.863	0.763	0.875	0.835
95%	0.903	0.929	0.905	0.930	0.902	0.922	0.901	0.925	0.908	0.883	0.906	0.895	0.898	0.877	0.905	0.892
99%	0.960	0.973	0.969	0.989	0.970	0.967	0.958	0.984	0.966	0.999	0.972	0.999	0.963	0.990	0.966	0.992

Table 2: Simulation results under the Weibull design with censoring.

the treatment time-varying.

The assignment by the insurance company of the partner was only based on geographical distance, which should make it exogenous. Moreover, partners are more or less likely to offer a therapy to assigned patients, hence the propensity of the partner to offer treatment has an impact on the treatment time Z . We use the proportion of patients who are given the possibility to be treated by the partner in a given year as the instrumental variable. This choice of instrument is common in medical studies (see Brookhart et al. (2006); Chen and Briesacher (2011) for reviews).

The sample consists of 838 individuals who entered medical leave for burn-out between 2017 and 2020. Their age at the start of the medical leave was between 30 and 39 years old. They are observed until one of the following events happens: their medical leave ends, their medical leave exceeds 2 years, or the study is ended (at the end of 2020). In the latter two cases the individual is censored. Since the duration of follow-up depends on external factors, we expect censoring to be uninformative. Around 41% of the observations are censored and 48% are treated before censoring. The average (respectively, median) duration of medical leave for uncensored observations is 189 days (respectively, 159 days). For the observations for which the treatment time is uncensored, the average is 112 days and the median is equal to 90 days.

For both the Weibull model and the log-normal model, we estimate the parameters using 100 random starting values around the values corresponding to the naïve fit of the Weibull distribution or the log-normal distribution to the data of durations and censoring indicators. We use a grid u_1, \dots, u_{100} of 100 values of U , where u_1 is the 0.025 quantile of the unit exponential distribution and the points are equally spaced. The upper bound u_{100} is chosen such that

$$\varphi_{\hat{\theta}_0}(u_{100}) < c_0 \text{ and } \varphi_{\hat{\theta}_1}(\tilde{Z}_i, u_{100}) < c_0, \quad i \in \{1, \dots, n : \tilde{D}_i = 1\}, \quad (10)$$

where c_0 , the maximum follow-up time, is equal to 2 years. Condition (10) ensures that Assumption (I) (ii) is satisfied for some Θ in a neighborhood of $\hat{\theta}$. Following this approach, we chose u_{100} equal to the 0.9 (respectively, 0.8) quantile of a unit exponential for the Weibull (respectively, log-normal) model. The curves of the hazard rates for the individuals who are never treated ($z = \infty$) and those who received treatment at time 0 ($z = 0$) corresponding to the estimated parameters are plotted in Figure 2 for the Weibull model and in Figure 3 for the log-normal model.

These hazard rates are computed by plug-in of the estimates in (7) and (8). By definition of our Weibull and log-normal models, for an arbitrary value of z the structural hazard rate at t under treatment at time z is equal to that of the never treated for $t \leq z$ and is equal to that of the treated at time 0 for $t > z$. Hence, in Figures 2 and 3, the estimated structural hazard under treatment z corresponds to the red curve before z and then “jumps” to the blue dashed curve.

We see also that the therapy appears to increase the hazard rate for all possible treatment timings. As a result, the treatment should be administered at time 0 in order to minimize the duration of medical leave.

Bootstrap confidence intervals for the hazard rates are given in Section S.5 of the online appendix. Note that the estimated hazards exhibit different shapes under the two models. This is to be expected since the models assume different parametric forms. However, the treatment significantly increases the hazard rate in both models (see the bootstrap confidence intervals in the online appendix). The robustness of this conclusion to the choice of the model constitutes statistical evidence supporting the efficacy of the therapy.

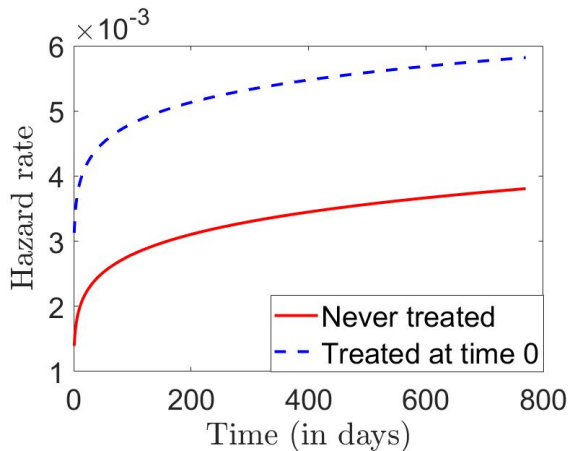


Figure 2: Estimated hazard rates with the Weibull model.

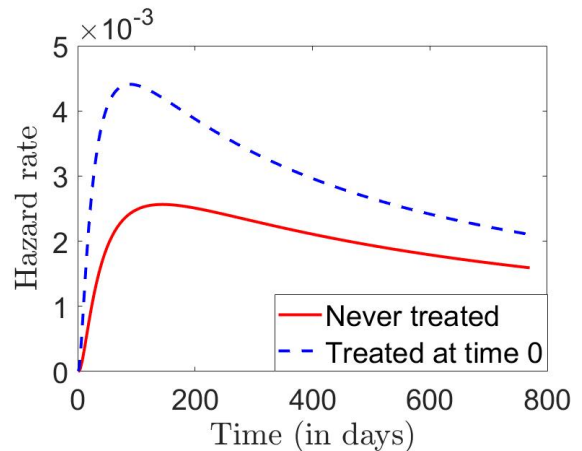


Figure 3: Estimated hazard rates with the log-normal model.

6 Concluding remarks

This paper develops an instrumental variable approach to estimate the causal effect of the time until a treatment is started on a possibly right censored duration outcome. Therefore, the treatment Z corresponds to the jump of a counting process with single jump. As an

extension, it would be of interest to consider procedures where Z is a more general process. Another possible research direction could be the development of a control function approach in the context of the present paper.

SUPPLEMENTARY MATERIAL

The online appendix contains the proofs of Corollary 3.1, Theorem 3.3 and Equations (5) and (6) in the main text (Section S.1), the proof of Theorem 4.1 (Section S.2), the proof of Theorem 4.2 (Section S.3), simulations results for the log-normal design (Section S.4) and bootstrap confidence intervals for the empirical application (Section S.5). The code for the simulations is also provided.

References

- Abbring, J. H. and Van den Berg, G. J. (2003). The nonparametric identification of treatment effects in duration models. *Econometrica*, 71(5):1491–1517.
- Abbring, J. H. and Van den Berg, G. J. (2005). Social experiments and instrumental variables with duration outcomes. *Technical Report*.
- Angrist, J. D., Imbens, G. W., and Rubin, D. B. (1996). Identification of causal effects using instrumental variables. *Journal of the American Statistical Association*, 91(434):444–455.
- Beyhum, J., Florens, J.-P., and Van Keilegom, I. (2021). Nonparametric instrumental regression with right censored duration outcomes. *Journal of Business & Economic Statistics*, (to appear).
- Blanco, G., Chen, X., Flores, C. A., and Flores-Lagunes, A. (2020). Bounds on average and quantile treatment effects on duration outcomes under censoring, selection, and noncompliance. *Journal of Business & Economic Statistics*, 38:901–920.
- Brookhart, M. A., Wang, P., Solomon, D. H., and Schneeweiss, S. (2006). Evaluating short-term drug effects using a physician-specific prescribing preference as an instrumental variable. *Epidemiology (Cambridge, Mass.)*, 17(3):268.
- Cazals, C., Fève, F., Florens, J.-P., and Simar, L. (2016). Nonparametric instrumental variables estimation for efficiency frontier. *Journal of econometrics*, 190(2):349–359.

- Centorrino, S. and Florens, J.-P. (2021). Nonparametric estimation of accelerated failure-time models with unobservable confounders and random censoring. *Electronic Journal of Statistics*, 15(2):5333 – 5379.
- Chan, K. C. G. (2016). Reader reaction: Instrumental variable additive hazards models with exposure-dependent censoring. *Biometrics*, 72(3):1003–1005.
- Chen, Y. and Briesacher, B. A. (2011). Use of instrumental variable in prescription drug research with observational data: a systematic review. *Journal of Clinical Epidemiology*, 64(6):687–700.
- Chernozhukov, V., Fernández-Val, I., and Kowalski, A. E. (2015). Quantile regression with censoring and endogeneity. *Journal of Econometrics*, 186(1):201–221.
- Chernozhukov, V. and Hansen, C. (2005). An IV model of quantile treatment effects. *Econometrica*, 73(1):245–261.
- Dunker, F., Florens, J.-P., Hohage, T., Johannes, J., and Mammen, E. (2014). Iterative estimation of solutions to noisy nonlinear operator equations in nonparametric instrumental regression. *Journal of Econometrics*, 178:444–455.
- Fève, F., Florens, J.-P., and Van Keilegom, I. (2018). Estimation of conditional ranks and tests of exogeneity in nonparametric nonseparable models. *Journal of Business & Economic Statistics*, 36(2):334–345.
- Florens, J. P., Mouchart, M., and Rolin, J.-M. (1990). *Elements of Bayesian statistics*. CRC Press.
- Frandsen, B. R. (2015). Treatment effects with censoring and endogeneity. *Journal of the American Statistical Association*, 110(512):1745–1752.
- Giacomini, R., Politis, D. N., and White, H. (2013). A Warp-Speed method for conducting Monte Carlo experiments involving bootstrap estimators. *Econometric Theory*, 29(3):567–589.
- Hernán, M. A. and Robins, J. M. (2010). *Causal Inference: What If*. Chapman & Hall/CRC Boca Raton, FL.

- Kastoryano, S. and Van der Klaauw, B. (2011). Dynamic evaluation of job search assistance. *Technical Report*.
- Lechner, M. (2009). Sequential causal models for the evaluation of labor market programs. *Journal of Business & Economic Statistics*, 27(1):71–83.
- Lechner, M. and Miquel, R. (2010). Identification of the effects of dynamic treatments by sequential conditional independence assumptions. *Empirical Economics*, 39(1):111–137.
- Li, J., Fine, J., and Brookhart, A. (2015). Instrumental variable additive hazards models. *Biometrics*, 71(1):122–130.
- Richardson, A., Hudgens, M. G., Fine, J. P., and Brookhart, M. A. (2017). Nonparametric binary instrumental variable analysis of competing risks data. *Biostatistics*, 18(1):48–61.
- Sant’Anna, P. H. (2016). Program evaluation with right-censored data. *arXiv preprint arXiv:1604.02642*.
- Sianesi, B. (2004). An evaluation of the Swedish system of active labor market programs in the 1990s. *Review of Economics and Statistics*, 86(1):133–155.
- Tchetgen, E. J. T., Walter, S., Vansteelandt, S., Martinussen, T., and Glymour, M. (2015). Instrumental variable estimation in a survival context. *Epidemiology (Cambridge, Mass.)*, 26(3):402.
- Van den Berg, G. J., Bonev, P., and Mammen, E. (2020a). Nonparametric instrumental variable methods for dynamic treatment evaluation. *Review of Economics and Statistics*, 102(2):355–367.
- Van den Berg, G. J., Bozio, A., and Costa Dias, M. (2020b). Policy discontinuity and duration outcomes. *Quantitative Economics*, 11(3):871–916.
- Vikström, J. (2017). Dynamic treatment assignment and evaluation of active labor market policies. *Labour Economics*, 49:42–54.

Appendix

Proof that (3) and $\varphi_1(z, \varphi_0^{-1}(z)) = z$ hold

We prove first (3). On the event $\{Z > \varphi_0(U)\}$, we have $U < \int_0^Z \lambda_0(s)ds$ by definition of φ_0 . By (2), this yields $\Lambda(Z, T) < \int_0^Z \lambda_0(s)ds$. Using (1), we get $\int_0^{T \wedge Z} \lambda_0(s)ds + \int_{T \wedge Z}^T \lambda_1(z, s)ds < \int_0^Z \lambda_0(s)ds$, which is only possible if $T < Z$. As a result, we have $U = \int_0^T \lambda_0(s)ds$ by (2) and $T = \varphi_0(U)$. Next, on the event $\{Z \leq \varphi_0(U)\}$, (2) directly implies that $T = \varphi_1(Z, U)$ by definition of φ_1 .

Then, let us show that $\varphi_1(z, \varphi_0^{-1}(z)) = z$. We have $\int_0^z \lambda(z, s)ds = \int_0^z \lambda_0(s)ds = \varphi^{-1}(z)$, where the first equality is a consequence of (1) and the second equality is derived from the definition of φ_0 . By definition of φ_1 , this directly implies $\varphi_1(z, \varphi_0^{-1}(z)) = z$.

Proof of Theorem 3.1

Notice that, on the event $\{D = 0\}$, we have $\varphi(Z, U) = \varphi_0(U)$ a.s. and on the event $\{D = 1\}$, it holds that $\varphi(Z, U) = \varphi_1(Z, U)$ a.s. Then, we have

$$\begin{aligned} & F_0(\varphi_0(u), w) + F_1(\varphi_1(\cdot, u), w) \\ &= \mathbb{P}(T \leq \varphi_0(u), D = 0, W \leq w) + E[I(T \leq \varphi_1(Z, u), D = 1, W \leq w)] \\ &= \mathbb{P}(T \leq \varphi(Z, u), D = 0, W \leq w) + E[I(T \leq \varphi(Z, u), D = 1, W \leq w)]. \end{aligned}$$

Using Assumption (M)(i) and (M)(ii), we get

$$\begin{aligned} F_0(\varphi_0(u), w) + F_1(\varphi_1(\cdot, u), w) &= \mathbb{P}(U \leq u, D = 0, W \leq w) + E[I(U \leq u, D = 1, W \leq w)] \\ &= \mathbb{P}(U \leq u, D = 0, W \leq w) + \mathbb{P}(U \leq u, D = 1, W \leq w) \\ &= \mathbb{P}(U \leq u, W \leq w). \end{aligned}$$

Since U and W are independent and $U \sim \text{Exp}(1)$, $\mathbb{P}(U \leq u, W \leq w) = \mathbb{P}(U \leq u)F_W(w) = (1 - e^{-u})F_W(w)$, which concludes the proof.

Proof of Theorem 3.2

We have

$$T'_\varphi(\psi)(u|w) = \psi_0(u)f_0(\varphi_0(u)|w) + \int \psi_1(z, u)f_1(\varphi_1(z, u), z|w)dz.$$

Let also

$$g_0(u|w) = \lim_{du \rightarrow 0} \frac{1}{du} \mathbb{P}(U \in [u, u + du], Z > \varphi_0(u) | W = w)$$

$$g_1(u, z|w) = \lim_{du \rightarrow 0} \lim_{dz \rightarrow 0} \frac{1}{dudz} \mathbb{P}(U \in [u, u + du], Z \in [z, z + dz], Z \leq \varphi_0(u) | W = w).$$

Because $g_0(u) = \varphi_0'(u)f_0(\varphi_0(u)|w)$ and $g_1(z, u) = \frac{\partial \varphi_1}{\partial u}(z, u)f_1(\varphi_1(u), z|w)$, we obtain

$$\begin{aligned} T'_\varphi(\psi)(u|w) &= \frac{\psi_0(u)}{\varphi_0'(u)} g_0(\varphi_0(u)|w) + \int \frac{\psi_1(z, u)}{\frac{\partial \varphi_1}{\partial u}(z, u)} g_1(\varphi_1(z, u), z|w) dz \\ &= e^{-u} \frac{\psi_0(u)}{\varphi_0'(u)} \mathbb{P}(Z > \varphi_0(u) | W = w) \\ &\quad + \int e^{-u} \frac{\psi_1(z, u)}{\frac{\partial \varphi_1}{\partial u}(z, u)} \lim_{dz \rightarrow 0} \frac{1}{dz} \mathbb{P}(Z \in [z, z + dz], Z \leq \varphi_0(u) | U = u, W = w) dz \\ &= e^{-u} E \left[I(Z \leq \varphi_0(u)) \frac{\psi_0(u)}{\varphi_0'(u)} + I(Z > \varphi_0(u)) \frac{\psi_1(Z, u)}{\frac{\partial \varphi_1}{\partial u}(z, u)} \Big| U = u, W = w \right]. \end{aligned}$$

Hence, $T'_\varphi(\psi)(u|w) \equiv 0$ implies $\psi \equiv 0$ by Assumptions (M) and (L).

Online appendix for ‘Instrumental variable estimation of dynamic treatment effects on a survival outcome’

Jad Beyhum *

ORSTAT, KU Leuven

and

Samuele Centorrino

Economics Department, Stony Brook University

and

Jean-Pierre Florens †

Toulouse School of Economics, Université Toulouse 1 Capitole

and

Ingrid Van Keilegom *

ORSTAT, KU Leuven

January 27, 2022

The online appendix contains the proofs of Corollary 3.1, Theorem 3.3 and Equations (5) and (6) in the main text (Section S.1), the proof of Theorem 4.1 (Section S.2), the proof of Theorem 4.2 (Section S.3), simulations results for the log-normal design (Section S.4) and bootstrap confidence intervals for the empirical application (Section S.5).

*Financial support from the European Research Council (2016-2021, Horizon 2020 / ERC grant agreement No. 694409) is gratefully acknowledged.

†Jean-Pierre Florens acknowledges funding from the French National Research Agency (ANR) under the Investments for the Future program (Investissements d’Avenir, grant ANR-17-EURE-0010).

S.1 Proofs of Corollary 3.1, Theorem 3.3 and Equations (5) and (6) in the main text

S.1.1 Proof of Corollary 3.1

Differentiating both sides of Equation (2) in the main text with respect to w and dividing by $dF_W(w)$, we get that Equation (2) is equivalent to

$$\mathbb{P}(T \leq \varphi_0(u), D = 0 | W = w) + \mathbb{P}(T \leq \varphi_1(Z, u), D = 1 | W = w) = 1 - e^{-u}, \quad (\text{S.1})$$

for all $w \in \mathcal{W}$. Next, by Bayes' theorem, we have

$$p_0(t|w) = \mathbb{P}(T \geq t | D = 0, W = w) \mathbb{P}(D = 0 | W = w).$$

As a result,

$$\begin{aligned} h_0(t|w)p_0(t|w) &= \left[\lim_{dt \rightarrow 0} \frac{1}{dt} \mathbb{P}(T \in [t, t + dt] | D = 0, W = w) \right] \mathbb{P}(D = 0 | W = w) \\ &= \lim_{dt \rightarrow 0} \frac{1}{dt} \mathbb{P}(T \in [t, t + dt], D = 0 | W = w). \end{aligned}$$

Therefore, $\int_0^{\varphi_0(u)} h_0(t|w)p_0(t|w)dt = \mathbb{P}(T \leq \varphi_0(u), D = 0 | W = w)$. Similarly, we have

$$\begin{aligned} p_1(t, z|w) &= \lim_{dz \rightarrow 0} \frac{1}{dz} \mathbb{P}(T \geq t, Z \in [z, z + dz], D = 1 | W = w) \\ &= \mathbb{P}(T \in [t, t + dt] | Z = z, D = 1, W = w) \left[\lim_{dz \rightarrow 0} \frac{1}{dz} \mathbb{P}(Z \in [z, z + dz], D = 1 | W = w) \right]. \end{aligned}$$

Hence, we get

$$\begin{aligned} &h_1(t|z, w)p_1(t, z|w) \\ &= \left[\lim_{dt \rightarrow 0} \frac{1}{dt} \mathbb{P}(T \in [t, t + dt] | Z = z, D = 1, W = w) \right] \left[\lim_{dz \rightarrow 0} \frac{1}{dz} \mathbb{P}(Z \in [z, z + dz], D = 1 | W = w) \right] \\ &= \lim_{dt \rightarrow 0} \lim_{dz \rightarrow 0} \frac{1}{dtdz} \mathbb{P}(T \in [t, t + dt], Z \in [z, z + dz], D = 1 | W = w), \end{aligned}$$

which yields $\int_0^{\varphi_1(z, u)} h_1(t|z, w)p_1(t, z|w)dtdz = \mathbb{P}(T \leq \varphi_1(Z, u), D = 1 | W = w)$. So, from (S.1), Equation (2) in the main text is equivalent to the equation in Corollary 3.1.

S.1.2 Proof of Theorem 3.3

Let $\psi = (\psi_0, \psi_1) \in \mathcal{P}$ be another solution to Equation (2) in the main text. Differentiating both sides of Equation (2) in the main text with respect to w and dividing by $dF_W(w)$, we

obtain

$$F_0(\varphi_0(u)|w) - F_0(\psi_0(u)|w) + \int [F_1(\varphi_1(z, u), z|w) - F_1(\psi_1(z, u), z|w)] dz = 0$$

Let $\Delta_0 = \varphi_0 - \psi_0$ and $\Delta_1 = \varphi_1 - \psi_1$. We get

$$\int_0^1 \frac{\partial F_0}{\partial t}(\varphi_0(u) + \alpha\Delta_0(u)|w)\Delta_0(u)d\alpha + \int \int_0^1 \frac{\partial F_1}{\partial t}(\varphi_1(z, u) + \alpha\Delta_1(z, u), z|w)\Delta_1(z, u)d\alpha dz = 0$$

By assumption, $\varphi_0'(u) + \alpha\Delta_0'(u) > 0$ and $\frac{\partial\varphi_1}{\partial u}(z, u) + \alpha\frac{\partial\Delta_1}{\partial u}(z, u) > 0$ for any $\alpha \in [0, 1]$, $z \in \mathcal{Z}$ and $u \in \mathbb{R}_+$. Hence, by definition

$$\int_0^1 g_{0,\alpha,\Delta_0}(u|w) \frac{\Delta_0(u)}{\varphi_0'(u) + \alpha\Delta_0'(u)} d\alpha + \int \int_0^1 g_{1,\alpha,\Delta_1}(u|w) \frac{\Delta_1(z, u)}{\frac{\partial\varphi_1}{\partial u}(z, u) + \alpha\frac{\partial\Delta_1}{\partial u}(z, u)} d\alpha dz = 0.$$

This yields $\Delta_0(u)/(\varphi_0'(u) + \alpha\Delta_0'(u)) = 0$ and $\Delta_1(z, u)/(\frac{\partial\varphi_1}{\partial u}(z, u) + \alpha\frac{\partial\Delta_1}{\partial u}(z, u)) = 0$ by Assumption (G), which directly implies $\Delta \equiv 0$.

S.1.3 Proof of Equations (5) and (6) in the main text

We only show (6) since the proof of (5) is similar. We have, for all $\psi : \mathcal{Z} \mapsto [0, c_0)$ and $w \in \mathcal{W}$,

$$E \left[\frac{\delta}{G(Y)} I(Y \leq \psi(\tilde{Z}), \tilde{D} = 1, W \leq w) \right] = E \left[\frac{\delta}{G(Y)} I(T \leq \psi(Z), D = 1, W \leq w) \right]$$

since, when $\delta = 1$, it holds that $Y = T$ and $\tilde{D} = D$, and, when $D = 1$, $\tilde{Z} = Z$. This yields

$$\begin{aligned} & E \left[\frac{\delta}{G(T)} I(T \leq \psi(Z), D = 1, W \leq w) \right] \\ &= E \left[E \left[\frac{\delta}{G(T)} I(T \leq \psi(Z), D = 1, W \leq w) \middle| T, Z, D, W \right] \right] \\ &= E \left[E \left[\frac{\delta}{G(T)} \middle| T, Z, D, W \right] I(T \leq \psi(Z), D = 1, W \leq w) \right] \\ &= E \left[E \left[\frac{1}{G(T)} \middle| T, Z, D, W, \delta = 1 \right] \mathbb{P}(\delta = 1 | T, Z, D, W) I(T \leq \psi(Z), D = 1, W \leq w) \right] \\ &= E \left[E \left[\frac{1}{G(T)} \middle| T, Z, D, W, \delta = 1 \right] \mathbb{P}(C \geq T | T, Z, D, W) I(T \leq \psi(Z), D = 1, W \leq w) \right] \\ &= E \left[\frac{G(T)}{G(T)} I(T \leq \psi(Z), D = 1, W \leq w) \right] \\ &= E [I(T \leq \psi(Z), D = 1, W \leq w)] = F_1(\psi, w), \end{aligned}$$

where we used $\mathbb{P}(C \geq T | T, Z, D, W) = G(T)$ which is a consequence of Assumption (C).

S.2 Proof of Theorem 4.1

The body of the proof of Theorem 4.1 is given in Section S.2.1. It relies on technical lemmas proved in Sections S.2.2 and S.2.3. For $\theta \in \Theta$, we use the notation $\bar{L}(\theta) = (nm)^{-1} \sum_{i=1}^n \sum_{j=1}^m p(u_j) M_\theta(u_j, W_i)^2$.

S.2.1 Main proof

Step 1: Consistency. By Assumption (R) (iii) and the Lebesgue dominated convergence theorem, $L(\cdot)$ is continuous. Moreover, Assumptions (G) and (I) imply that L is uniquely minimized at θ_* . Additionally, by Lemma S.2.2 (iii), we have

$$\sup_{\theta \in \Theta} \left| \widehat{L}(\theta) - L(\theta) \right| = o_P(1). \quad (\text{S.2})$$

Hence, by Theorem 2.1 in Newey and McFadden (1994), it holds that $\widehat{\theta} - \theta = o_P(1)$.

Step 2: Asymptotic expansion. Consider a sequence of $\theta \in \Theta$ such that $\theta \rightarrow \theta_*$. Remark that $M_{\theta_*} \equiv 0$ and that

$$\begin{aligned} \widehat{L}(\theta) - \bar{L}(\theta) &= \frac{1}{nm} \sum_{i=1}^n \sum_{j=1}^m p(u_j) \left[\left(\widehat{M}_\theta - M_\theta \right) (u_j, W_i) \right]^2 \\ &\quad + \frac{2}{nm} \sum_{i=1}^n \sum_{j=1}^m p(u_j) M_\theta(u_j, W_i) \left[\left(\widehat{M}_\theta - M_\theta \right) (u_j, W_i) \right]. \end{aligned} \quad (\text{S.3})$$

Moreover, since $\bar{L}(\theta_*) = 0$, it holds that

$$\frac{1}{nm} \sum_{i=1}^n \sum_{j=1}^m p(u_j) \left[\left(\widehat{M}_\theta - M_\theta \right) (u_j, W_i) \right]^2 = \widehat{L}(\theta_*) + I_1(\theta) + I_2(\theta),$$

where

$$\begin{aligned} I_1(\theta) &= \frac{1}{nm} \sum_{i=1}^n \sum_{j=1}^m p(u_j) \left[\left(\widehat{M}_\theta - M_\theta - \widehat{M}_{\theta_*} \right) (u_j, W_i) \right]^2, \\ I_2(\theta) &= \frac{2}{nm} \sum_{i=1}^n \sum_{j=1}^m p(u_j) \widehat{M}_{\theta_*}(u_j, W_i) \left[\left(\widehat{M}_\theta - M_\theta - \widehat{M}_{\theta_*} \right) (u_j, W_i) \right]. \end{aligned}$$

By Lemma S.2.2 (ii) we have $|I_1(\theta)| = o_P(n^{-1})$. Then, by the inequality of Cauchy-Schwarz, it holds that

$$I_2(\theta) \leq 2 \sqrt{\frac{1}{nm} \sum_{i=1}^n \sum_{j=1}^m p(u_j)^2 \widehat{M}_{\theta_*}(u_j, W_i)^2} \sqrt{\frac{1}{nm} \sum_{i=1}^n \sum_{j=1}^m \left(\widehat{M}_\theta - M_\theta - \widehat{M}_{\theta_*} \right) (u_j, W_i)^2},$$

which is $o_P(n^{-1})$ by Lemma S.2.2(i) and (ii). As a result, we obtain

$$\frac{1}{nm} \sum_{i=1}^n \sum_{j=1}^m p(u_j) \left[\left(\widehat{M}_\theta - M_\theta \right) (u_j, W_i) \right]^2 = \widehat{L}(\theta_*) + o_P(n^{-1}). \quad (\text{S.4})$$

Using a Taylor expansion of $\theta \mapsto M_\theta(u_j, W_i)$ around θ_* and the uniform boundedness of the first two derivatives of $\theta \mapsto M_\theta(u, w)$, we get

$$\begin{aligned} & \frac{1}{nm} \sum_{i=1}^n \sum_{j=1}^m p(u_j) M_\theta(u_j, W_i) \left[\left(\widehat{M}_\theta - M_\theta \right) (u_j, W_i) \right] \\ &= (\theta - \theta_*)^\top \frac{1}{nm} \sum_{i=1}^n \sum_{j=1}^m p(u_j) \frac{\partial M_{\theta_*}}{\partial \theta} (u_j, W_i) \left[\left(\widehat{M}_\theta - M_\theta \right) (u_j, W_i) \right] + o_P(\|\theta - \theta_*\|^2) \\ &= \frac{1}{2} (\theta - \theta_*)^\top n^{-1/2} \widehat{V} + o_P(n^{-1/2} \|\theta - \theta_*\| + \|\theta - \theta_*\|^2), \end{aligned} \quad (\text{S.5})$$

where the last equality follows from Lemma S.2.2 (ii) and \widehat{V} is defined in Lemma S.2.4. Equations (S.3), (S.4) and (S.5) yield

$$\widehat{L}(\theta) - \bar{L}(\theta) - \widehat{L}(\theta_*) = (\theta - \theta_*)^\top n^{-1/2} \widehat{V} + o_P(n^{-1/2} \|\theta - \theta_*\| + \|\theta - \theta_*\|^2 + n^{-1}). \quad (\text{S.6})$$

Using a second-order Taylor expansion of $\bar{L}(\cdot)$ around θ_* , we finally get

$$\begin{aligned} \widehat{L}(\theta) - \widehat{L}(\theta_*) &= (\theta - \theta_*)^\top n^{-1/2} \widehat{V} + \frac{1}{2} (\theta - \theta_*)^\top \nabla^2 \bar{L}(\theta_*) (\theta - \theta_*) \\ &\quad + o_P(n^{-1/2} \|\theta - \theta_*\| + \|\theta - \theta_*\|^2 + n^{-1}), \end{aligned} \quad (\text{S.7})$$

where the remainder term is controlled using the uniform boundedness of the second differential of $\theta \mapsto M_\theta(u, w)$.

Step 3: Rate of convergence. Using (S.7) with $\theta = \widehat{\theta}$ and the fact that $\widehat{L}(\widehat{\theta}) - \widehat{L}(\theta_*) \leq 0$, we obtain

$$\frac{1}{2} (\widehat{\theta} - \theta_*)^\top \nabla^2 \bar{L}(\theta_*) (\widehat{\theta} - \theta_*) + (\widehat{\theta} - \theta_*)^\top n^{-1/2} \widehat{V} + o_P(n^{-1/2} \|\widehat{\theta} - \theta_*\| + \|\widehat{\theta} - \theta_*\|^2 + n^{-1}) \leq 0.$$

By Lemma S.2.4, $(\widehat{\theta} - \theta_*)^\top n^{-1/2} \widehat{V} = O_P(n^{-1/2} \|\widehat{\theta} - \theta_*\|)$. Then, since by the law of large numbers $\nabla^2 \bar{L}(\theta_*) \xrightarrow{\mathbb{P}} \nabla^2 L(\theta_*)$ and $\nabla^2 L(\theta_*)$ is positive definite, we get

$$\|\widehat{\theta} - \theta_*\|^2 = O_P(n^{-1/2} \|\widehat{\theta} - \theta_*\|) + o_P(\|\widehat{\theta} - \theta_*\|^2 + n^{-1}),$$

which yields $\|\widehat{\theta} - \theta_*\| = O_P(n^{-1/2})$.

Step 4: Conclusion. Let $K = \{h = \theta - \theta_*, \theta \in \Theta\}$. Equation (S.7) and the fact that Θ is compact imply that, for any $h \in K$, we have

$$n \left[\widehat{L}(\theta_* + n^{-1/2}h) - \widehat{L}(\theta_*) \right] = h^\top \widehat{V} + \frac{1}{2} h^\top \nabla^2 \bar{L}(\theta_*) h + R(h),$$

where $\sup_{h \in K} |R(h)| = o_P(1)$. This implies

$$\inf_{h \in K} n \left[\widehat{L}(\theta_* + n^{-1/2}h) - \widehat{L}(\theta_*) \right] \leq \inf_{h \in K} \widehat{U}(h) + o_P(1),$$

where $\widehat{U}(h) = h^\top \widehat{V} + (1/2)h^\top \nabla^2 \bar{L}(\theta_*)h$. Let $\widehat{h}_n = n^{1/2}(\widehat{\theta} - \theta_*)$. The sequence \widehat{h}_n is uniformly tight since $\sqrt{n}(\widehat{\theta} - \theta_*) = O_P(1)$. We have

$$\widehat{h}_n \in \arg \min_{h \in K} n \left[\widehat{L}(\theta_* + n^{-1/2}h) - \widehat{L}(\theta_*) \right].$$

As a result

$$\widehat{U}(\widehat{h}_n) \leq \inf_{h \in K} \widehat{U}(h) + o_P(1).$$

Note that by the law of large numbers, $\nabla^2 \bar{L}(\theta_*) \xrightarrow{\mathbb{P}} \nabla^2 L(\theta_*)$. Hence, by Lemma S.2.4 and Slutsky's theorem, $\widehat{U}(\cdot)$ converges in distribution to $U(\cdot)$, where $U(h) = h^\top V + (1/2)h^\top \nabla^2 L(\theta_*)h$ with V defined in Lemma S.2.4. The criterion function $U(h)$ is uniquely maximized at $-\nabla^2 L(\theta_*)^{-1}V$, which is tight. Hence, by Theorem 14.1 in Kosorok (2008), \widehat{h}_n converges in distribution to $-\nabla^2 L(\theta_*)^{-1}V$, which is a normal random variable with mean zero and variance given by $\nabla^2 L(\theta_*)^{-1} \text{Var}(V) \nabla^2 L(\theta_*)^{-1}$.

S.2.2 Uniform convergence results

Lemma S.2.1 *Let $u \in [0, u_m)$. Under Assumptions (M), (C), (I) and (R), the following holds:*

- (i) $\sup_{w \in \mathcal{W}, \theta \in \Theta} \left| (\widehat{F}_0 - F_0)(\varphi_{\theta 0}(u), w) \right| = O_P(n^{-1/2})$.
- (ii) $\lim_{\epsilon \rightarrow 0} \sup_{w \in \mathcal{W}, \theta \in \Theta: \|\theta - \theta_*\| \leq \epsilon} n^{1/2} \left| (\widehat{F}_0 - F_0)(\varphi_{\theta 0}(u), w) - (\widehat{F}_0 - F_0)(\varphi_{\theta_* 0}(u), w) \right| = o_P(1)$.
- (iii) $\sup_{w \in \mathcal{W}, \theta \in \Theta} \left| (\widehat{F}_1 - F_1)(\varphi_{\theta 1}(\cdot, u), w) \right| = O_P(n^{-1/2})$.
- (iv) $\lim_{\epsilon \rightarrow 0} \sup_{w \in \mathcal{W}, \theta \in \Theta: \|\theta - \theta_*\| \leq \epsilon} n^{1/2} \left| (\widehat{F}_1 - F_1)(\varphi_{\theta 1}(\cdot, u), w) - (\widehat{F}_1 - F_1)(\varphi_{\theta_* 1}(\cdot, u), w) \right| = o_P(1)$.

Proof. The proof of the first two statements is similar to that of the last two results. Hence, we only prove (iii) and (iv).

When $\delta_i = 1$, it holds that $Y_i = T_i$ and $\tilde{D}_i = D_i$, and, when $D_i = 1$, $\tilde{Z}_i = Z_i$. Hence, we have

$$\widehat{F}_1(\varphi_{\theta_1}(\cdot, u), w) - F_1(\varphi_{\theta_1}(\cdot, u), w) = \widehat{I}_1(\theta, u, w) - \widehat{I}_2(\theta, u, w),$$

where

$$\begin{aligned}\widehat{I}_1(\theta, u, w) &= \frac{1}{n} \sum_{i=1}^n K_i(\theta, w) - E[K(\theta, w)]; \\ \widehat{I}_2(\theta, u, w) &= \frac{1}{n} \sum_{i=1}^n K_i(\theta, w) \frac{\widehat{G}(T_i) - G(T_i)}{\widehat{G}(T_i)},\end{aligned}$$

with

$$\begin{aligned}K(\theta, w) &= \frac{\delta}{G(T)} I(T \leq \varphi_{\theta_1}(Z, u), D = 1, W \leq w); \\ K_i(\theta, w) &= \frac{\delta_i}{G(T_i)} I(T_i \leq \varphi_{\theta_1}(Z_i, u), D_i = 1, W_i \leq w).\end{aligned}$$

Let $t_0 = \sup_{\theta \in \Theta, z \in \mathcal{Z}} \varphi_{\theta_1}(z, u)$. The class

$$\begin{aligned}\mathbb{R}_+ \times \mathbb{R}_+ \times \mathcal{Z} \times \{0, 1\} \times \mathcal{W} &\mapsto \mathbb{R} \\ (t, c, z, d, w) &\mapsto \frac{I(t \leq c)}{G(t \wedge t_0)} I(t \leq \varphi_{\theta_1}(z, u), d = 1, w \leq \omega),\end{aligned}\tag{S.8}$$

$\theta \in \Theta, w \in \mathcal{W}$, is Donsker because it is the product of uniformly bounded Donsker classes (Corollary 9.32 in Kosorok (2008)). Then, by the Donsker theorem, it holds that

$$\sup_{w \in \mathcal{W}, \theta \in \Theta} \left| \widehat{I}_1(\theta, u, w) \right| = O_P(n^{-1/2}).\tag{S.9}$$

Using Theorem 1.1 in Gill (1983) and the fact that $t_0 < c_0$,

$$\sup_{s \in [0, t_0]} \left| \widehat{G}(s) - G(s) \right| = O_P(n^{-1/2}).\tag{S.10}$$

As a result, since $G(t_0) > 0$, we get

$$\sup_{w \in \mathcal{W}, \theta \in \Theta} \left| \widehat{I}_2(\theta, u, w) \right| = O_P(n^{-1/2}).$$

This and (S.9) yield (iii).

Let us now prove (iv). First, we claim that

$$\lim_{\epsilon \rightarrow 0} \sup_{\|\theta - \theta_*\| \leq \epsilon} \sup_{w \in \mathcal{W}} n^{1/2} \left| \widehat{I}_1(\theta, u, w) - \widehat{I}_1(\theta_*, u, w) \right| = o_P(1).\tag{S.11}$$

Since the class (S.8) is Donsker, by the analysis of the proof of Lemma 3 in Brown and Wegkamp (2002), (S.11) is a consequence of

$$\lim_{\epsilon \rightarrow 0} \sup_{w \in \mathcal{W}, \theta \in \Theta: \|\theta - \theta_*\| \leq \epsilon} E [|K(\theta, w) - K(\theta_*, w)|^2] = 0, \quad (\text{S.12})$$

where $K(\theta, w) = \frac{\delta}{G(T)} I(Y \leq \varphi_{\theta 1}(Z, u), D = 1, W \leq w)$. Notice that

$$\begin{aligned} & E[\{K(\theta, w) - K(\theta_*, w)\}^2] \\ &= E[K(\theta, w)\{K(\theta, w) - K(\theta_*, w)\}] - E[K(\theta_*, w)\{K(\theta, w) - K(\theta_*, w)\}]. \end{aligned}$$

Remark that $\sup_{\theta \in \Theta, w \in \mathcal{W}} |K(\theta, w)| \leq \bar{C}$ a.s., where $\bar{C} = 1/G(t_0)$. For all $\theta \in \Theta, w \in \mathcal{W}$, this yields,

$$\begin{aligned} & |E[K(\theta, w)\{K(\theta, w) - K(\theta_*, w)\}]| \\ & \leq \bar{C} E[|K(\theta, w) - K(\theta_*, w)|] \\ & \leq \bar{C}^2 E[|I(T \leq \varphi_{\theta 1}(Z, u), D = 1) - I(Y \leq \varphi_{\theta_* 1}(Z, u), D = 1)|] \\ & = \bar{C}^2 E[I(T \in [\varphi_{\theta 1}(Z, u) \wedge \varphi_{\theta_* 1}(Z, u), \varphi_{\theta 1}(Z, u) \vee \varphi_{\theta_* 1}(Z, u)], D = 1)] \\ & \leq \bar{C}^2 E[I(T \in [\varphi_{\theta_* 1}(Z, u) - C_u \|\theta - \theta_*\|, \varphi_{\theta_* 1}(Z, u) + C_u \|\theta - \theta_*\|], D = 1)] \\ & \leq \bar{C}^2 E[\mathbb{P}(T \in [\varphi_{\theta_* 1}(Z, u) - C_u \|\theta - \theta_*\|, \varphi_{\theta_* 1}(Z, u) + C_u \|\theta - \theta_*\|] | Z, D = 1)], \end{aligned}$$

where C_u is defined in Assumption (R) (vi). A similar bound holds for $E[K(\theta, w)\{K(\theta, w) - K(\theta_*, w)\}]$. Hence, (S.12) follows from the fact that the density of T given $Z, D = 1$ is uniformly bounded by Assumption (R) (vii). This shows (S.11).

Next, by the inequality of Cauchy-Schwarz, we have

$$\begin{aligned} & \lim_{\epsilon \rightarrow 0} \sup_{w \in \mathcal{W}, \theta \in \Theta: \|\theta - \theta_*\| \leq \epsilon} \left| \widehat{I}_2(\theta, u, w) - \widehat{I}_2(\theta_*, u, w) \right|^2 \\ & \leq \lim_{\epsilon \rightarrow 0} \sup_{w \in \mathcal{W}, \theta \in \Theta: \|\theta - \theta_*\| \leq \epsilon} \frac{1}{n} \sum_{i=1}^n |K_i(\theta, w) - K_i(\theta_*, w)| \\ & \quad \times \lim_{\epsilon \rightarrow 0} \sup_{w \in \mathcal{W}, \theta \in \Theta: \|\theta - \theta_*\| \leq \epsilon} \frac{1}{n} \sum_{i=1}^n \left\{ \frac{I(T_i \leq t_0)}{\widehat{G}(T_i)} \left[\widehat{G}(T_i) - G(T_i) \right] \right\}^2 |K_i(\theta, w) - K_i(\theta_*, w)| \\ & \leq \lim_{\epsilon \rightarrow 0} \sup_{w \in \mathcal{W}, \theta \in \Theta: \|\theta - \theta_*\| \leq \epsilon} \frac{1}{n} \sum_{i=1}^n |K_i(\theta, w) - K_i(\theta_*, w)| \times O_P(n^{-1}), \end{aligned}$$

where the last equality is due to (S.10) and $\sup_{\theta \in \Theta, w \in \mathcal{W}} |K(\theta, w)| \leq \bar{C}$ a.s. Next, it holds that

$$|K(\theta, w) - K(\theta_*, w)| = K(\theta, w)[1 - K(\theta_*, w)] + K(\theta_*, w)[1 - K(\theta, w)].$$

Hence, the class

$$\begin{aligned} \mathbb{R}_+ \times \mathbb{R}_+ \times \mathcal{Z} \times \{0, 1\} \times \mathcal{W} &\mapsto \mathbb{R} \\ (t, c, z, d, w) &\mapsto \frac{I(t \leq c)}{G(t \wedge t_0)} I(d = 1, w \leq \omega) |I(t \leq \varphi_{\theta 1}(z, u)) - I(t \leq \varphi_{\theta_* 1}(z, u))|, \end{aligned}$$

$\theta \in \Theta, \omega \in \mathcal{W}$, is Glivenko-Cantelli because it is the sum and the product of uniformly bounded Glivenko-Cantelli classes (Corollary 9.27 in Kosorok (2008)). Moreover,

$$\lim_{\epsilon \rightarrow 0} \sup_{w \in \mathcal{W}, \theta \in \Theta: \|\theta - \theta_*\| \leq \epsilon} E [|K(\theta, w) - K(\theta_*, w)|] = 0$$

by the arguments used to prove (S.12). Hence, by the Glivenko-Cantelli theorem, we have

$$\lim_{\epsilon \rightarrow 0} \sup_{w \in \mathcal{W}, \theta \in \Theta: \|\theta - \theta_*\| \leq \epsilon} \frac{1}{n} \sum_{i=1}^n |K_i(\theta, w) - K_i(\theta_*, w)| = o_P(1).$$

It implies that $\lim_{\epsilon \rightarrow 0} \sup_{w \in \mathcal{W}, \theta \in \Theta: \|\theta - \theta_*\| \leq \epsilon} |\widehat{I}_2(\theta, u, w) - \widehat{I}_2(\theta_*, u, w)| = o_P(n^{-1/2})$. This and (S.11) result in (iv). \square

Lemma S.2.2 *Let $u \in [0, u_m)$. Under Assumptions (M), (C), (I) and (R), the following holds:*

- (i) $\sup_{w \in \mathcal{W}, \theta \in \Theta} |(\widehat{M}_\theta - M_\theta)(u, w)| = O_P(n^{-1/2})$.
- (ii) $\sup_{w \in \mathcal{W}} \lim_{\theta \rightarrow \theta_*} n^{1/2} |(\widehat{M}_\theta - M_\theta)(u, w) - \widehat{M}_{\theta_*}(u, w)| = o_P(1)$.
- (iii) $\sup_{\theta \in \Theta} |\widehat{L}(\theta) - L(\theta)| = o_P(1)$.

Proof. It holds that

$$\begin{aligned} (\widehat{M}_\theta - M_\theta)(u, w) &= (\widehat{F}_0 - F_0)(\varphi_{\theta 0}(u), w) + (\widehat{F}_1 - F_1)(\varphi_{\theta 1}(\cdot, u), w) \\ &\quad - (1 - e^{-u})(\widehat{F}_W - F_W)(w). \end{aligned}$$

Moreover, since the class $\{\omega \mapsto I(\omega \leq w), w \in \mathcal{W}\}$ is Donsker, we have

$$\sup_{w \in \mathcal{W}, \theta \in \Theta} |(\widehat{F}_W - F_W)(w)| = O_P(n^{-1/2}).$$

This and Lemma S.2.1 (i) and (iii) yield (i). Statement (ii) follows from $M_{\theta_*} \equiv 0$,

$$\begin{aligned} (\widehat{M}_\theta - M_\theta)(u, w) - \widehat{M}_{\theta_*}(u, w) &= (\widehat{F}_0 - F_0)(\varphi_{\theta 0}(u), w) - (\widehat{F}_0 - F_0)(\varphi_{\theta_* 0}(u), w) \\ &\quad + (\widehat{F}_1 - F_1)(\varphi_{\theta 1}(u), w) - (\widehat{F}_1 - F_1)(\varphi_{\theta_* 1}(\cdot, u), w) \end{aligned}$$

and Lemma S.2.1 (ii) and (iv).

Finally, by (i), we have $\sup_{\theta \in \Theta} |\widehat{L}(\theta) - \bar{L}(\theta)| = o_P(1)$. Therefore, it suffices to show that $\sup_{\theta \in \Theta} |\bar{L}(\theta) - L(\theta)| = o_P(1)$ to obtain (iii). This holds because the class $\{w \mapsto M_\theta(u, w), \theta \in \Theta\}$ is Glivenko-Cantelli by Theorem 2.7.11 in Van der Vaart and Wellner (1996) since $\theta \mapsto M_\theta(u, w)$ is Lipschitz by Assumption (R) (iii). \square

S.2.3 A weak convergence result

Let $X_i = (Y_i, \delta_i, \tilde{Z}_i, \tilde{D}_i, W_i)$ and \mathcal{X} be the support of X_1 .

Lemma S.2.3 *Let $u \in [0, u_m]$. Under Assumptions (C), (I) and (R), there exist mappings m_{0uw}, m_{1uw} from \mathcal{X}^2 to \mathbb{R} such that $m_{0uw}(x_1, x_2)$ and $m_{1uw}(x_1, x_2)$ are bounded uniformly in $w \in \mathcal{W}$, $x_1, x_2 \in \mathcal{X}$ and*

$$(i) \sup_{w \in \mathcal{W}} \left| (\widehat{F}_0 - F_0)(\varphi_{\theta_*0}(u), w) - n^{-2} \sum_{i=1}^n \sum_{j=1}^n m_{0uw}(X_i, X_j) \right| = o_P(n^{-1/2});$$

$$(ii) \sup_{w \in \mathcal{W}} \left| (\widehat{F}_1 - F_1)(\varphi_{\theta_*1}(\cdot, u), w) - n^{-2} \sum_{i=1}^n \sum_{j=1}^n m_{1uw}(X_i, X_j) \right| = o_P(n^{-1/2}).$$

Proof. The proofs of (i) and (ii) are similar. Hence, we only show (ii). We have

$$(\widehat{F}_1 - F_1)(\varphi_{\theta_*1}(\cdot, u), w) = \widehat{I}_1(u, w) - \widehat{I}_2(u, w) + \widehat{I}_3(u, w),$$

where

$$\begin{aligned} \widehat{I}_1(u, w) &= \frac{1}{n} \sum_{i=1}^n \frac{\delta_i}{G(Y_i)} I(Y_i \leq \varphi_{\theta_*1}(\tilde{Z}_i, u), \tilde{D}_i = 1, W_i \leq w) \\ &\quad - E \left[\frac{\delta}{G(Y)} I(T \leq \varphi_{\theta_*1}(\tilde{Z}, u), \tilde{D} = 1, W \leq w) \right]; \\ \widehat{I}_2(u, w) &= \frac{1}{n} \sum_{i=1}^n \frac{\delta_i}{G^2(Y_i)} I(Y_i \leq \varphi_{\theta_*1}(\tilde{Z}_i, u), \tilde{D}_i = 1, W_i \leq w) \left[\widehat{G}(Y_i) - G(Y_i) \right]; \\ \widehat{I}_3(u, w) &= \frac{1}{n} \sum_{i=1}^n \frac{\delta_i}{\widehat{G}(Y_i) G^2(Y_i)} I(Y_i \leq \varphi_{\theta_*1}(\tilde{Z}_i, u), \tilde{D}_i = 1, W_i \leq w) \left[\widehat{G}(Y_i) - G(Y_i) \right]^2. \end{aligned}$$

Let $t_0 = \sup_{z \in \mathcal{Z}} \varphi_{\theta_*1}(z, u_m)$. By Theorem 1.1 in Gill (1983) and the fact that $t_0 < c_0$,

$$\sup_{s \in [0, t_0]} \left| \widehat{G}(s) - G(s) \right| = O_P(n^{-1/2}).$$

As a result, since $G(t_0) > 0$, we get

$$\sup_{w \in \mathcal{W}} |I_3(u, w)| = O_P(n^{-1}).$$

Next, by Theorem 1 in Lo and Singh (1986), there exist mean zero bounded stochastic processes $\{\xi_j(s)\}_{s \in \mathbb{R}_+}$ depending on (Y_j, δ_j) such that

$$\sup_{s \in [0, t_0]} \left| \widehat{G}(s) - G(s) - \frac{1}{n} \sum_{j=1}^n \xi_j(s) \right| = o_P(n^{-1/2}).$$

Hence, because $G(t_0) > 0$, we have

$$I_2(u, w) = \frac{1}{n^2} \sum_{i=1}^n \sum_{j=1}^n \frac{\delta_i}{G^2(Y_i)} I(Y_i \leq \varphi_{\theta_{*1}}(\tilde{Z}_i, u), \tilde{D}_i = 1, W_i \leq w) \xi_j(Y_i) + o_P\left(\frac{1}{\sqrt{n}}\right).$$

Letting

$$\begin{aligned} m_{1uw}(X_i, X_j) &= \frac{\delta_i}{G(Y_i)} I(Y_i \leq \varphi_{\theta_{*1}}(\tilde{Z}_i, u), \tilde{D}_i = 1, W_i \leq w) \\ &\quad - E \left[\frac{\delta}{G(Y)} I(T \leq \varphi_{\theta_{*1}}(\tilde{Z}, u), \tilde{D} = 1, W \leq w) \right] \\ &\quad - \frac{\delta_i}{G^2(Y_i)} I(Y_i \leq \varphi_{\theta_{*1}}(\tilde{Z}_i, u), \tilde{D}_i = 1, W_i \leq w) \xi_j(Y_i), \end{aligned}$$

we obtain the result. \square

Lemma S.2.4 *Under Assumptions (C), (I) and (R), there exists a zero-mean Gaussian random variable V such that*

$$\widehat{V} = \frac{2}{n^{1/2}m} \sum_{k=1}^m \sum_{i=1}^n p(u_k) \frac{\partial M_{\theta^*}}{\partial \theta}(u_k, W_i) \widehat{M}_{\theta^*}(u_k, W_i) \xrightarrow{d} V.$$

Proof. By Lemma S.2.3, we have

$$\widehat{V} = \sqrt{n} \frac{1}{n^3} \sum_{i,j,k=1,\dots,n} m(X_i, X_j, X_k) + o_P(n^{-1/2}),$$

where

$$\begin{aligned} m(X_i, X_j, X_k) &= \frac{2}{m} \sum_{\ell=1}^m \sum_{i,j,k=1,\dots,n} \left\{ p(u_\ell) \frac{\partial M_{\theta^*}}{\partial \theta}(u_\ell, W_k) \right. \\ &\quad \left. \times [m_{0u_\ell}(X_i, X_j) + m_{1u_\ell}(X_i, X_j) - (1 - e^{-u_\ell})(I(W_i \leq W_k) - F_W(W_k))] \right\}. \end{aligned}$$

Let \tilde{m} be the symmetrization of m defined by

$$\begin{aligned} 6\tilde{m}(X_i, X_j, X_k) &= m(X_i, X_j, X_k) + m(X_i, X_k, X_j) + m(X_j, X_i, X_k) \\ &\quad + m(X_j, X_k, X_i) + m(X_k, X_i, X_j) + m(X_k, X_j, X_i). \end{aligned}$$

It holds that

$$\widehat{V} = \sqrt{n} \frac{1}{n^3} \sum_{i,j,k=1,\dots,n} \tilde{m}(X_i, X_j, X_k) + o_P(n^{-1/2}).$$

Moreover, since \tilde{m} is bounded, we have

$$\widehat{V} = \sqrt{n} \frac{1}{n^3} \sum_{i<j<k \in \{1,\dots,n\}} \frac{1}{6} \tilde{m}(X_i, X_j, X_k) + o_P(n^{-1/2}).$$

The term $n^{-3} \sum_{i<j<k \in \{1,\dots,n\}} \frac{1}{6} \tilde{m}(X_i, X_j, X_k)$ is a U-statistic with bounded kernel. Hence, the result follows from the central limit theorem for U-statistics (Theorem 1.1 in Bose and Chatterjee (2018)). \square

S.3 Proof of Theorem 4.2

The body of the proof of Theorem 4.2 is given in Section S.3.1. It relies on technical lemmas proved in Sections S.3.2 and S.3.3. Let $\widehat{L}_b, \widehat{M}_b$ be defined similarly as \widehat{L}, \widehat{M} , except that they are based on the bootstrap data rather than on the original data.

S.3.1 Main proof

Step 1: Consistency. Using Lemma S.3.3 (iii) and following arguments similar to step 1 of the proof of Theorem 4.1, we get that $\widehat{\theta}_b - \theta_* \xrightarrow{\mathbb{P}} 0$

Step 2: Asymptotic expansion. For $\theta \in \Theta$, let $\bar{L}_b(\theta) = \frac{1}{nm} \sum_{i=1}^n \sum_{j=1}^m p(u_j) M_\theta(u_j, W_{bi})^2$. Consider a sequence of $\theta \in \Theta$ such that $\theta \rightarrow \theta_*$. All the following statements are in P -probability with respect to the original sample. Remark that

$$\begin{aligned} \widehat{L}_b(\theta) - \bar{L}_b(\theta) &= \frac{1}{nm} \sum_{i=1}^n \sum_{j=1}^m p(u_j) \left[\left(\widehat{M}_{b\theta} - M_\theta \right) (u_j, W_{bi}) \right]^2 \\ &\quad + \frac{2}{nm} \sum_{i=1}^n \sum_{j=1}^m M_\theta(u_j, W_{bi}) p(u_j) \left[\left(\widehat{M}_{b\theta} - M_\theta \right) (u_j, W_{bi}) \right]. \end{aligned} \quad (\text{S.13})$$

Moreover, it holds that

$$\begin{aligned} & \frac{1}{nm} \sum_{i=1}^n \sum_{j=1}^m p(u_j) \left[\left(\widehat{M}_{b\theta} - M_\theta \right) (u_j, W_{bi}) \right]^2 \\ &= \frac{1}{nm} \sum_{i=1}^n \sum_{j=1}^m p(u_j) \widehat{M}_{b\theta_*} (u_j, W_{bi})^2 + I_{b1}(\theta) + I_{b2}(\theta), \end{aligned}$$

where

$$\begin{aligned} I_{b1}(\theta) &= \frac{1}{nm} \sum_{i=1}^n \sum_{j=1}^m p(u_j) \left[\left(\widehat{M}_{b\theta} - M_\theta - \widehat{M}_{b\theta_*} \right) (u_j, W_{bi}) \right]^2 \\ I_{b2}(\theta) &= \frac{2}{nm} \sum_{i=1}^n \sum_{j=1}^m p(u_j) \widehat{M}_{b\theta_*} (u_j, W_{bi}) \left[\left(\widehat{M}_{b\theta} - M_\theta - \widehat{M}_{b\theta_*} \right) (u_j, W_{bi}) \right]. \end{aligned}$$

By Lemma S.3.3 (ii), we have $|I_{b1}(\theta)| = o_{P^*}(n^{-1})$. Then, by the inequality of Cauchy-Schwarz, it holds that

$$\begin{aligned} I_{b2}(\theta) &\leq 2 \sqrt{\frac{1}{nm} \sum_{i=1}^n \sum_{j=1}^m p(u_j)^2 \widehat{M}_{b\theta_*} (u_j, W_{bi})^2} \\ &\quad \times \sqrt{\frac{1}{nm} \sum_{i=1}^n \sum_{j=1}^m \left[\left(\widehat{M}_{b\theta} - M_\theta - \widehat{M}_{b\theta_*} \right) (u_j, W_{bi}) \right]^2}, \end{aligned}$$

which is $o_{P^*}(n^{-1})$ by Lemma S.3.3. As a result, we obtain

$$\begin{aligned} & \frac{1}{nm} \sum_{i=1}^n \sum_{j=1}^m p(u_j) \left[\left(\widehat{M}_{b\theta} - M_\theta \right) (u_j, W_{bi}) \right]^2 \\ &= \frac{1}{nm} \sum_{i=1}^n \sum_{j=1}^m p(u_j) \widehat{M}_{b\theta_*} (u_j, W_{bi})^2 + o_{P^*}(n^{-1}). \end{aligned} \tag{S.14}$$

Then, using a Taylor expansion of $\theta \mapsto M_\theta(u_j, W_{bi})$ around θ_* and Lemma S.3.3, it holds that

$$\begin{aligned} & \frac{1}{nm} \sum_{i=1}^n \sum_{j=1}^m p(u_j) M_\theta(u_j, W_{bi}) \left[\left(\widehat{M}_{b\theta} - M_\theta \right) (u_j, W_{bi}) \right] \\ &= (\theta - \theta_*)^\top \frac{1}{nm} \sum_{i=1}^n \sum_{j=1}^m p(u_j) \frac{\partial M_{\theta_*}}{\partial \theta} (u_j, W_{bi}) \left[\left(\widehat{M}_{b\theta_*} - M_{\theta_*} \right) (u_j, W_{bi}) \right] + o_{P^*}(\|\theta - \theta_*\|^2) \\ &= (\theta - \theta_*)^\top n^{-1/2} \widehat{V}_b + o_{P^*}(n^{-1/2} \|\theta - \theta_*\| + \|\theta - \theta_*\|^2), \end{aligned} \tag{S.15}$$

where \widehat{V}_b is defined in Lemma S.3.5. Next, (S.13), (S.14), (S.15) yield

$$\begin{aligned} \widehat{L}_b(\theta) - \bar{L}_b(\theta) &= \frac{1}{nm} \sum_{i=1}^n \sum_{j=1}^m p(u_j) \widehat{M}_{b\theta_*} (u_j, W_{bi})^2 \\ &\quad + (\theta - \theta_*)^\top n^{-1/2} \widehat{V}_b + o_{P^*}(n^{-1/2} \|\theta - \theta_*\| + \|\theta - \theta_*\|^2 + n^{-1}). \end{aligned}$$

Therefore, we get, by second-order Taylor expansions,

$$\begin{aligned}
& \widehat{L}_b(\theta) - \widehat{L}_b(\widehat{\theta}) + o_P(n^{-1/2} \|\theta - \theta_*\| + \|\theta - \theta_*\|^2 + n^{-1}) \\
&= (\theta - \widehat{\theta})^\top n^{-1/2} \widehat{V}_b + \frac{1}{2} (\theta - \theta_*)^\top \nabla^2 \bar{L}_b(\theta_*) (\theta - \theta_*) - \frac{1}{2} (\widehat{\theta} - \theta_*)^\top \nabla^2 \bar{L}_b(\theta_*) (\widehat{\theta} - \theta_*) \\
&= (\theta - \widehat{\theta})^\top n^{-1/2} \widehat{V}_b + \frac{1}{2} (\theta - \widehat{\theta})^\top \nabla^2 \bar{L}_b(\theta_*) (\theta - \widehat{\theta}) + (\theta - \widehat{\theta})^\top \nabla^2 \bar{L}_b(\theta_*) (\widehat{\theta} - \theta_*) \\
&= (\theta - \widehat{\theta})^\top n^{-1/2} (\widehat{V}_b - \widehat{V}) + \frac{1}{2} (\theta - \widehat{\theta})^\top \nabla^2 \bar{L}_b(\theta_*) (\theta - \widehat{\theta}) + o_{P^*}(n^{-1/2} \|\theta - \widehat{\theta}\|),
\end{aligned}$$

where in the last equality, we used

$$\widehat{\theta} - \theta_* = -n^{-1/2} \nabla^2 \bar{L}(\theta_*)^{-1} \widehat{V} + o_P(n^{-1/2}) = -n^{-1/2} \nabla^2 \bar{L}_b(\theta_*)^{-1} \widehat{V} + o_{P^*}(n^{-1/2}).$$

Since $\widehat{\theta} - \theta_* = O_{P^*}(n^{-1/2})$, we obtain

$$\begin{aligned}
\widehat{L}_b(\theta) - \widehat{L}_b(\widehat{\theta}) &= (\theta - \widehat{\theta})^\top n^{-1/2} (\widehat{V}_b - \widehat{V}) + \frac{1}{2} (\theta - \widehat{\theta})^\top \nabla^2 \bar{L}_b(\theta_*) (\theta - \widehat{\theta}) \\
&\quad + o_{P^*}(n^{-1/2} \|\theta - \widehat{\theta}\| + \|\theta - \widehat{\theta}\|^2 + n^{-1}). \tag{S.16}
\end{aligned}$$

Since (S.7) and (S.16) are similar, the rest of the proof follows the same arguments as steps 3 and 4 of Theorem 4.1 and is therefore omitted.

S.3.2 Uniform convergence results for the bootstrap

Lemma S.3.1 *Let $u \in [0, u_m)$. Under Assumptions (M), (C), (I) and (R), in P -probability with respect to the original sample, the following holds:*

- (i) $\sup_{w \in \mathcal{W}, \theta \in \Theta} \left| (\widehat{F}_{b0} - \widehat{F}_0)(\varphi_{\theta 0}(u), w) \right| = O_{P^*}(n^{-1/2});$
- (ii) $\lim_{\epsilon \rightarrow 0} \sup_{w \in \mathcal{W}, \theta \in \Theta: \|\theta - \widehat{\theta}\| \leq \epsilon} n^{1/2} \left| (\widehat{F}_{b0} - \widehat{F}_0)(\varphi_{\theta 0}(u), w) - (\widehat{F}_{b0} - \widehat{F}_0)(\varphi_{\widehat{\theta} 0}(u), w) \right| = o_{P^*}(1);$
- (iii) $\sup_{w \in \mathcal{W}, \theta \in \Theta} \left| (\widehat{F}_{b1} - \widehat{F}_1)(\varphi_{\theta 1}(\cdot, u), w) \right| = O_{P^*}(n^{-1/2});$
- (iv) $\lim_{\epsilon \rightarrow 0} \sup_{w \in \mathcal{W}, \theta \in \Theta: \|\theta - \widehat{\theta}\| \leq \epsilon} n^{1/2} \left| (\widehat{F}_{b1} - \widehat{F}_1)(\varphi_{\theta 1}(\cdot, u), w) - (\widehat{F}_{b1} - \widehat{F}_1)(\varphi_{\widehat{\theta} 1}(\cdot, u), w) \right| = o_{P^*}(1).$

Proof. The proof is similar to that of Lemma S.2.1. Hence, we just mention the key differences here. The usual Donsker theorem is replaced by the Donsker theorem for the bootstrap (Theorem 3.6.3 in Van der Vaart and Wellner (1996)). The uniform convergence for the bootstrap Kaplan-Meier estimator is obtained through Theorem 1 in Lo and Singh (1986), the Donsker theorem for the bootstrap and the continuous mapping theorem. \square

Lemma S.3.2 *Let $u \in [0, u_m)$. Under Assumptions (M), (C), (I) and (R), in P -probability with respect to the original sample, the following holds:*

- (i) $\sup_{w \in \mathcal{W}, \theta \in \Theta} \left| (\widehat{M}_{b\theta} - \widehat{M}_\theta)(u, w) \right| = O_{P^*}(n^{-1/2});$
- (ii) $\lim_{\epsilon \rightarrow 0} \sup_{w \in \mathcal{W}, \theta \in \Theta: \|\theta - \widehat{\theta}\| \leq \epsilon} n^{1/2} \left| (\widehat{M}_{b\theta} - \widehat{M}_\theta)(u, w) - (\widehat{M}_{b\widehat{\theta}} - \widehat{M}_{\widehat{\theta}})(u, w) \right| = o_{P^*}(1);$
- (iii) $\sup_{\theta \in \Theta} |\widehat{L}_b(\theta) - \widehat{L}(\theta)| = o_{P^*}(1).$

Proof. The proof is similar to that of Lemma S.2.2. The only difference is that the usual Donsker theorem is replaced by the Donsker theorem for the bootstrap (Theorem 3.6.3 in Van der Vaart and Wellner (1996)) and the usual Glivenko-Cantelli theorem is replaced by the Glivenko-Cantelli theorem for the bootstrap. \square

Lemma S.3.3 *Let $u \in [0, u_m)$. in P -probability with respect to the original sample, the following holds:*

- (i) $\sup_{w \in \mathcal{W}, \theta \in \Theta} \left| (\widehat{M}_{b\theta} - M_\theta)(u, w) \right| = O_{P^*}(n^{-1/2});$
- (ii) $\lim_{\epsilon \rightarrow 0} \sup_{w \in \mathcal{W}, \theta \in \Theta: \|\theta - \theta_*\| \leq \epsilon} n^{1/2} \left| (\widehat{M}_{b\theta} - M_\theta)(u, w) - \widehat{M}_{b\theta_*}(u, w) \right| = o_{P^*}(1);$
- (iii) $\sup_{\theta \in \Theta} |\widehat{L}_b(\theta) - L(\theta)| = o_{P^*}(1)$

Proof. The results are a direct consequence of the triangle inequality, Lemmas S.2.2 and S.3.2 and the fact that $\widehat{\theta} - \theta_* = o_P(1)$. \square

S.3.3 A weak convergence result for the bootstrap

Let $X_{bi} = (Y_{bi}, \delta_{bi}, \widetilde{Z}_{bi}, \widetilde{D}_{bi}, W_{bi})$.

Lemma S.3.4 *Let $u \in [0, u_0)$. Under Assumptions (C), (I) and (R), there exist mappings m_{b0uw}, m_{b1uw} from \mathcal{X}^2 to \mathbb{R} such that $m_{b0uw}(x_1, x_2)$ and $m_{b1uw}(x_1, x_2)$ are bounded uniformly in $w \in \mathcal{W}$, $x_1, x_2 \in \mathcal{X}$ and, in P -probability with respect to the original sample,*

$$(i) \quad \sup_{w \in \mathcal{W}} \left| (\widehat{F}_{b0} - \widehat{F}_0)(\varphi_{\widehat{\theta}_0}(u), w) - n^{-2} \sum_{i=1}^n \sum_{j=1}^n \left(m_{b0uw}(X_{bi}, X_{bj}) - m_{b0uw}(X_i, X_j) \right) \right| = o_{P^*}(n^{-1/2}).;$$

$$(ii) \quad \sup_{w \in \mathcal{W}} \left| (\widehat{F}_{b1} - \widehat{F}_1)(\varphi_{\widehat{\theta}_1}(\cdot, u), w) - n^{-2} \sum_{i=1}^n \sum_{j=1}^n \left(m_{b1uw}(X_{bi}, X_{bj}) - m_{b1uw}(X_i, X_j) \right) \right| \\ = o_{P^*}(n^{-1/2}).$$

Proof. The proof is similar to that of Lemma S.2.3 except that we use the second statement in Theorem 1 in Lo and Singh (1986) rather than the first statement in the same theorem. \square

Lemma S.3.5 *Let*

$$\widehat{V}_b = \frac{2}{n^{1/2}m} \sum_{k=1}^m \sum_{i=1}^n p(u_k) \frac{\partial M_{\theta_*}}{\partial \theta}(u_k, W_{bi}) \widehat{M}_{b\theta_*}(u_k, W_{bi}).$$

Under Assumptions (C), (I) and (R),

$$\widehat{V}_b - \widehat{V} \xrightarrow{d} V,$$

conditionally on the original sample in P -probability, where \widehat{V} and V are defined in Lemma S.2.4.

Proof. The proof is similar to that of Lemma S.2.4, except that we replace the central limit theorem for U-statistics by the bootstrap central limit theorem for U-Statistics (Bickel and Freedman (1981)). \square

S.4 Simulations results for the log-normal design

Results from the estimation for the log-normal model using our method are given in Tables 1 (without censoring) and 2 (with censoring) below. Let us first comment on Table 1. Around 60% of observations are treated. When the instrument is strong ($\beta = 1$), we see that the results are satisfactory in terms of bias, even when $n = 500$. The coverage probability improves when n grows and are even almost nominal when $n = 3000$. The results for a weaker instrument ($\beta = 0.5$) exhibit good performance in terms of bias when $n = 1000$ or $n = 3000$. The coverage probabilities are further away from the nominal level in this case. The results in Table 2 show that censoring deteriorates the performance, as can be expected.

	$\hat{\theta}_{00}$	$\hat{\theta}_{10}$	$\hat{\theta}_{01}$	$\hat{\theta}_{11}$	$\hat{\theta}_{00}$	$\hat{\theta}_{10}$	$\hat{\theta}_{01}$	$\hat{\theta}_{11}$	$\hat{\theta}_{00}$	$\hat{\theta}_{10}$	$\hat{\theta}_{01}$	$\hat{\theta}_{11}$	$\hat{\theta}_{00}$	$\hat{\theta}_{10}$	$\hat{\theta}_{01}$	$\hat{\theta}_{11}$
NO CENSORING																
n = 500																
	$\alpha = 0.25, \beta = 1, \bar{D} = 0.577$				$\alpha = 0.75, \beta = 1, \bar{D} = 0.636$				$\alpha = 0.25, \beta = 0.5, \bar{D} = 0.538$				$\alpha = 0.75, \beta = 0.5, \bar{D} = 0.599$			
Bias	-0.002	-0.073	-0.001	0.023	-0.001	-0.084	-0.003	0.034	-0.018	-0.194	-0.005	0.011	-0.008	-0.222	0.001	0.031
SE	0.094	0.478	0.083	0.181	0.099	0.474	0.091	0.207	0.131	0.974	0.101	0.306	0.145	0.885	0.101	0.345
90%	0.874	0.714	0.897	0.776	0.894	0.711	0.896	0.833	0.709	0.508	0.854	0.604	0.763	0.548	0.887	0.721
95%	0.921	0.812	0.963	0.862	0.942	0.808	0.952	0.928	0.792	0.651	0.904	0.761	0.814	0.711	0.946	0.818
99%	0.983	0.971	0.995	0.976	0.987	0.942	0.993	0.987	0.898	0.976	0.974	0.948	0.891	0.982	0.993	0.924
n = 1000																
	$\alpha = 0.25, \beta = 1, \bar{D} = 0.576$				$\alpha = 0.75, \beta = 1, \bar{D} = 0.635$				$\alpha = 0.25, \beta = 0.5, \bar{D} = 0.537$				$\alpha = 0.75, \beta = 0.5, \bar{D} = 0.598$			
Bias	-0.006	-0.024	-0.000	0.009	-0.005	-0.018	0.000	0.011	-0.013	-0.081	0.001	0.015	-0.007	-0.078	0.005	0.015
SE	0.067	0.311	0.055	0.118	0.071	0.265	0.059	0.111	0.094	0.720	0.066	0.209	0.105	0.644	0.064	0.189
90%	0.891	0.804	0.932	0.859	0.890	0.790	0.937	0.878	0.709	0.537	0.845	0.643	0.760	0.548	0.931	0.792
95%	0.928	0.876	0.961	0.929	0.953	0.860	0.974	0.943	0.796	0.679	0.923	0.785	0.835	0.690	0.972	0.867
99%	0.989	0.994	0.996	0.991	0.997	0.968	0.994	0.996	0.920	0.971	0.978	0.945	0.952	0.923	0.988	0.955
n = 3000																
	$\alpha = 0.25, \beta = 1, \bar{D} = 0.576$				$\alpha = 0.75, \beta = 1, \bar{D} = 0.635$				$\alpha = 0.25, \beta = 0.5, \bar{D} = 0.538$				$\alpha = 0.75, \beta = 0.5, \bar{D} = 0.598$			
Bias	-0.001	-0.007	-0.000	0.002	-0.001	-0.005	0.000	0.002	-0.003	-0.022	0.001	0.004	-0.002	-0.017	0.002	0.003
SE	0.038	0.161	0.032	0.064	0.040	0.143	0.035	0.062	0.055	0.358	0.039	0.111	0.060	0.323	0.036	0.096
90%	0.896	0.910	0.911	0.894	0.879	0.882	0.923	0.909	0.816	0.786	0.879	0.811	0.810	0.759	0.911	0.825
95%	0.950	0.959	0.954	0.946	0.935	0.938	0.966	0.957	0.879	0.907	0.931	0.909	0.896	0.830	0.966	0.875
99%	0.987	0.992	0.995	0.991	0.990	0.999	0.995	0.994	0.971	0.997	0.988	0.996	0.971	0.989	0.994	0.974

Table 1: Simulation results under the log-normal design without censoring.

	$\hat{\theta}_{00}$	$\hat{\theta}_{10}$	$\hat{\theta}_{01}$	$\hat{\theta}_{11}$	$\hat{\theta}_{00}$	$\hat{\theta}_{10}$	$\hat{\theta}_{01}$	$\hat{\theta}_{11}$	$\hat{\theta}_{00}$	$\hat{\theta}_{10}$	$\hat{\theta}_{01}$	$\hat{\theta}_{11}$	$\hat{\theta}_{00}$	$\hat{\theta}_{10}$	$\hat{\theta}_{01}$	$\hat{\theta}_{11}$
CENSORING																
n = 500																
	$\alpha = 0.25, \beta = 1, \bar{D} = 0.514, \bar{\delta} = 0.796$				$\alpha = 0.75, \beta = 1, \bar{D} = 0.565, \bar{\delta} = 0.794$				$\alpha = 0.25, \beta = 0.5, \bar{D} = 0.467, \bar{\delta} = 0.791$				$\alpha = 0.75, \beta = 0.5, \bar{D} = 0.516, \bar{\delta} = 0.789$			
Bias	-0.009	-0.093	0.010	0.032	-0.018	-0.097	0.015	0.035	-0.022	-0.194	-0.002	0.036	-0.026	-0.192	0.015	0.046
SE	0.356	0.609	0.355	0.394	0.360	0.575	0.350	0.412	0.358	1.156	0.345	0.504	0.369	0.992	0.358	0.524
90%	0.715	0.521	0.716	0.642	0.706	0.611	0.709	0.677	0.687	0.518	0.717	0.572	0.637	0.457	0.699	0.606
95%	0.764	0.751	0.775	0.758	0.792	0.770	0.797	0.788	0.782	0.804	0.834	0.772	0.782	0.679	0.818	0.787
99%	0.971	0.957	0.975	0.945	0.986	0.984	0.963	0.979	0.963	0.979	0.975	0.956	0.979	0.963	0.989	0.987
n = 1000																
	$\alpha = 0.25, \beta = 1, \bar{D} = 0.513, \bar{\delta} = 0.797$				$\alpha = 0.75, \beta = 1, \bar{D} = 0.565, \bar{\delta} = 0.795$				$\alpha = 0.25, \beta = 0.5, \bar{D} = 0.465, \bar{\delta} = 0.792$				$\alpha = 0.75, \beta = 0.5, \bar{D} = 0.515, \bar{\delta} = 0.79$			
Bias	-0.003	-0.034	-0.000	0.005	-0.018	-0.021	-0.004	0.029	-0.015	-0.063	-0.001	0.024	-0.020	-0.098	-0.007	0.033
SE	0.367	0.484	0.347	0.382	0.354	0.444	0.355	0.358	0.375	0.821	0.367	0.411	0.364	0.814	0.349	0.418
90%	0.707	0.607	0.715	0.689	0.725	0.588	0.708	0.715	0.701	0.464	0.700	0.583	0.692	0.431	0.703	0.638
95%	0.779	0.841	0.824	0.800	0.776	0.754	0.794	0.822	0.766	0.722	0.763	0.727	0.768	0.643	0.787	0.777
99%	0.941	0.951	0.961	0.936	0.977	0.962	0.967	0.991	0.977	0.985	0.924	0.910	0.965	0.984	0.952	0.993
n = 3000																
	$\alpha = 0.25, \beta = 1, \bar{D} = 0.513, \bar{\delta} = 0.796$				$\alpha = 0.75, \beta = 1, \bar{D} = 0.564, \bar{\delta} = 0.795$				$\alpha = 0.25, \beta = 0.5, \bar{D} = 0.466, \bar{\delta} = 0.791$				$\alpha = 0.75, \beta = 0.5, \bar{D} = 0.516, \bar{\delta} = 0.79$			
Bias	-0.008	-0.007	-0.007	0.001	-0.014	-0.002	0.004	0.000	-0.027	-0.014	0.007	0.019	-0.018	-0.001	0.001	0.023
SE	0.357	0.384	0.351	0.362	0.359	0.374	0.349	0.351	0.354	0.488	0.356	0.369	0.365	0.449	0.357	0.362
90%	0.715	0.688	0.707	0.713	0.718	0.698	0.714	0.715	0.724	0.647	0.715	0.684	0.726	0.608	0.730	0.704
95%	0.740	0.781	0.744	0.769	0.764	0.779	0.766	0.765	0.756	0.828	0.769	0.789	0.773	0.771	0.786	0.786
99%	0.938	0.974	0.938	0.926	0.925	0.926	0.939	0.928	0.940	0.992	0.958	0.943	0.935	0.945	0.947	0.955

Table 2: Simulation results under the log-normal design with censoring.

S.5 Bootstrap confidence intervals for the empirical application

The 95% confidence intervals are computed using 500 bootstrap draws. In each bootstrap sample, the optimization algorithm is started at the value of the estimator in the original sample. The confidence intervals are pointwise, in the sense that for all times equal to $1, 2, \dots, 770$ days, we compute the estimated values of the hazard rate (or difference of the hazard rates) in each bootstrap sample and then consider the 0.024 and 0.976 quantiles of the empirical distribution of these estimated values of the hazard rate. It can be seen that the treatment significantly increases the hazard rate for all times below 400 days with the Weibull model and all times below 770 days with the log-normal model.

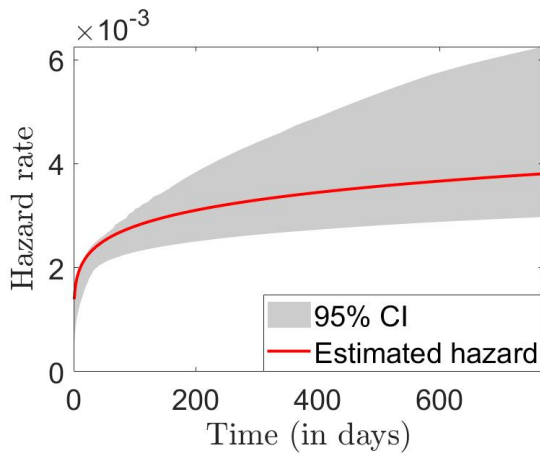


Figure 1: Bootstrap 95% confidence intervals for the hazard rate when subjects are never treated with the Weibull model.

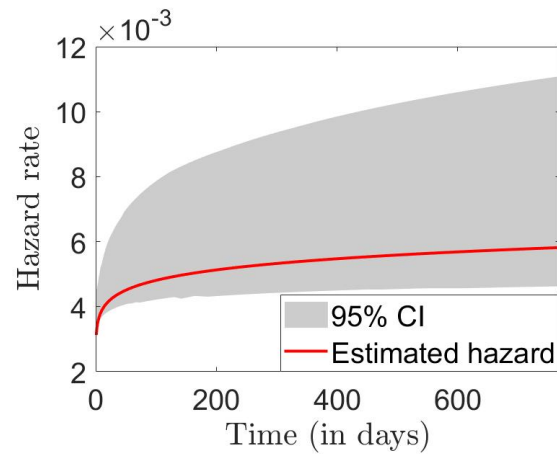


Figure 2: Bootstrap 95% confidence intervals for the hazard rate when subjects are treated at time 0 with the Weibull model.

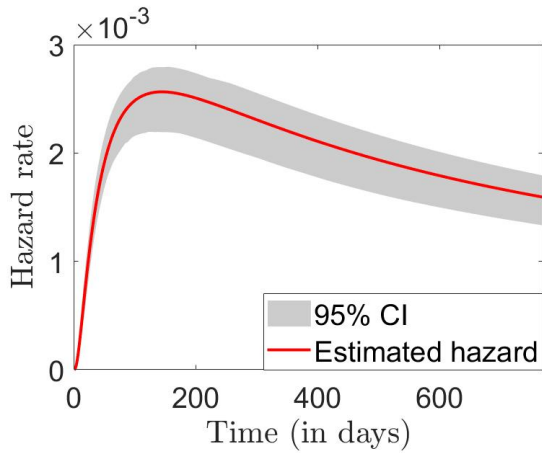


Figure 3: Bootstrap 95% confidence intervals for the hazard rate when subjects are never treated with the log-normal model.

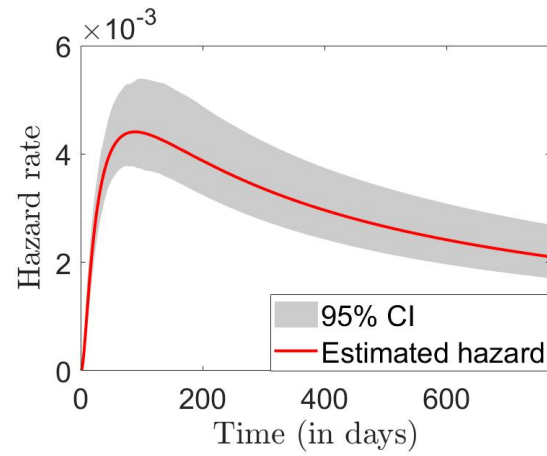


Figure 4: Bootstrap 95% confidence intervals for the hazard rate when subjects are treated at time 0 with the log-normal model.

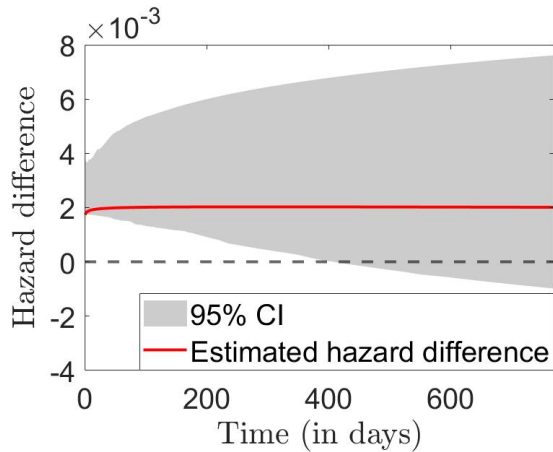


Figure 5: Bootstrap 95% confidence intervals for the difference of the hazard rates of the treated at time 0 and the never treated with the Weibull model.

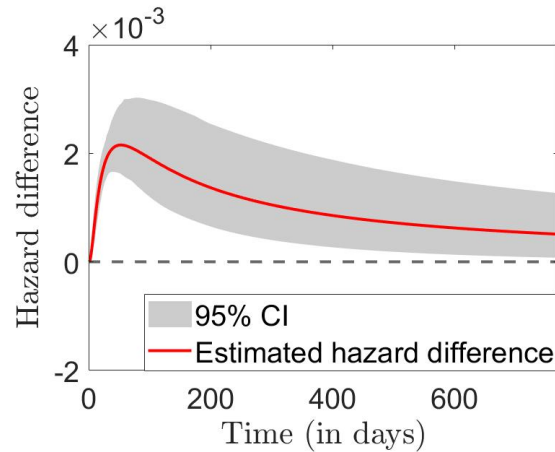


Figure 6: Bootstrap 95% confidence intervals for the difference of the hazard rates of the treated at time 0 and the never treated with the log-normal model.

References

- Bickel, P. J. and Freedman, D. (1981). Asymptotic theory for the bootstrap. *Annals of Statistics*, 9(6):1196–1217.

- Bose, A. and Chatterjee, S. (2018). *U-statistics, Mm-estimators and Resampling*. Springer.
- Brown, D. J. and Wegkamp, M. H. (2002). Weighted minimum mean-square distance from independence estimation. *Econometrica*, 70(5):2035–2051.
- Gill, R. (1983). Large sample behaviour of the product-limit estimator on the whole line. *Annals of Statistics*, 11:49–58.
- Kosorok, M. R. (2008). *Introduction to Empirical Processes and Semiparametric Inference*. Springer.
- Lo, S.-H. and Singh, K. (1986). The product-limit estimator and the bootstrap: some asymptotic representations. *Probability Theory and Related Fields*, 71(3):455–465.
- Newey, W. K. and McFadden, D. (1994). Large sample estimation and hypothesis testing. *Handbook of Econometrics*, 4:2111–2245.
- Van der Vaart, A. W. and Wellner, J. A. (1996). *Weak Convergence and Empirical Processes with Applications to Statistics*. Springer.